

# Physical Layer Security over Fluid Antenna Systems

Farshad Rostami Ghadi, *Member, IEEE*, Kai-Kit Wong, *Fellow, IEEE*,  
 F. Javier López-Martínez, *Senior Member, IEEE*, Wee Kiat New, *Member, IEEE*,  
 Hao Xu, *Member, IEEE*, and Chan-Byoung Chae, *Fellow, IEEE*

**Abstract**—This paper investigates the performance of physical layer security (PLS) in fluid antenna-aided communication systems under arbitrary correlated fading channels. In particular, it is considered that a single fixed-antenna transmitter aims to send confidential information to a legitimate receiver equipped with a planar fluid antenna system (FAS), while an eavesdropper, also taking advantage of a planar FAS, attempts to decode the desired message. For this scenario, we first present analytical expressions of the equivalent channel distributions at the legitimate user and eavesdropper by using copula, so that the obtained analytical results are valid for any arbitrarily correlated fading distributions. Then, with the help of Gauss-Laguerre quadrature, we derive compact analytical expressions for the average secrecy capacity (ASC), the secrecy outage probability (SOP), and the secrecy energy efficiency (SEE) for the FAS wiretap channel. Moreover, for exemplary purposes, we also obtain the compact expression of ASC, SOP, and SEE by utilizing the Gaussian copula under correlated Rayleigh fading channels as a special case. Eventually, numerical results indicate that applying the fluid antenna with only one active port to PLS can guarantee more secure and reliable transmission, when compared to traditional antenna systems (TAS) exploiting maximal ratio combining (MRC).

**Index Terms**—Average secrecy capacity, channel correlation, fluid antenna system, physical layer security, secrecy energy efficiency, secrecy outage probability.

## I. INTRODUCTION

**D**UE TO the explosive increase in the use of intelligent devices such as smart phones and consequently the importance of massive connectivity in wireless networks, it is expected that the sixth-generation (6G) mobile technology will provide more efficient and reliable transmission compared

with the present fifth-generation (5G) mobile communication system [1]. The current 5G wireless technology is based on exploiting the multiple-input multiple-output (MIMO) system, which has advanced into multiuser and massive MIMO [2]. Despite the fact that deploying a large number of antennas at base stations can potentially enhance the multiplexing gains and the network capacity, scaling the number of antennas at users leads to several fundamental challenges related to power consumption, implementation complexity, signal processing, channel estimation, spatial separation, and etc.

One promising approach to tackle the aforesaid issues and also achieve the desired goals in the 6G wireless technology is to adopt the fluid antenna system (FAS) as opposed to the traditional antenna system (TAS). FAS refers to any software-manageable fluidic, conductive, or dielectric structure capable of altering its shape and position to reconfigure the radiation characteristics [3]. This is possible due to the recent advances in using flexible conductive substances like liquid metals or ionized solutions [4] and reconfigurable pixel antennas [5]. In particular, the distinctive attribute of fluid antenna compared with traditional fixed-position antenna, is the ability to switch positions (i.e., ports) over a pre-defined space, which proves advantageous in mobile devices due to the physical constraints associated with antenna deployment [6]. Nevertheless, the fine resolution of the FAS ports means that the channels between the ports can be strongly correlated. This makes the modeling and statistical analysis of fluid antenna-aided communications much more challenging, see e.g., [7]–[10].

In designing the 6G mobile communication networks, the unlicensed and shared nature of the wireless spectrum in mobile communication networks causes concerns about reliability and unauthorized access. Hence, it is imperative to address the challenges for secure and ultra-reliable transmission in 6G. Physical layer security (PLS) is a possible approach to enhance the confidentiality and integrity of the transmitted information over wireless channels. In the traditional PLS structure, beamforming is the main scheme for boosting communication security, which is achieved by strengthening (weakening) the desired (undesired) signal quality [11]. Current beamforming methods are evidently based on a fixed-position antenna array [12]. We are thus motivated to consider the potential security advantage of using FAS, which is the goal of this paper.

### A. Related Works

In recent years, many contributions have been made to evaluate the achievable performance of FAS in various communication systems. For instance, to improve the channel model of FAS, [7] proposed a simple common correlation parameter to

The work of F. Rostami Ghadi, W. K. New and K. K. Wong is supported by the Engineering and Physical Sciences Research Council (EPSRC) under Grant EP/W026813/1. The work of H. Xu is supported by the European Union's Horizon 2020 Research and Innovation Programme under Marie Skłodowska-Curie Grant No. 101024636. The work of F. J. López-Martínez is funded in part by Junta de Andalucía through grant EMERGIA20-00297, and in part by MCIN/AEI/10.13039/501100011033 through grant PID2020-118139RB-I00. The work of C.-B. Chae is supported by the Institute for Information and Communication Technology Promotion (IITP) grant funded by the Ministry of Science and ICT (MSIT), Korea (No. 2021-0-02208, No. 2021-0-00486).

Farshad Rostami Ghadi, Kai-Kit Wong, Wee Kiat New, and Hao Xu are with the Department of Electronic and Electrical Engineering, University College London, WC1E 6BT London, UK. K. K. Wong is also affiliated with Yonsei Frontier Laboratory, Yonsei University, Seoul 03722, Korea. (E-mail: {f.rostamighadi, kai-kit.wong, a.new, hao.xu}@ucl.ac.uk).

F.J. López-Martínez is with the Department of Signal Theory, Networking and Communications, Research Centre for Information and Communication Technologies (CITIC-UGR), University of Granada, 18071, Granada (Spain), and also with the Communications and Signal Processing Lab, Telecommunication Research Institute (TELMA), Universidad de Málaga, Málaga, 29010, (Spain). (E-mail: fjlm@ugr.es).

C.-B. Chae is with the School of Integrated Technology, Yonsei University, Seoul 03722 Korea. (E-mail: cbchae@yonsei.ac.kr).

Corresponding author: Farshad Rostami Ghadi.

characterize the structure of dependency between the antenna ports. Furthermore, [8] presented an eigenvalue-based model to approximate the spatial correlation given by Jakes' model. Then, [9] proposed a more general copula-based approach to describe the spatial correlation in FAS, which works under any arbitrary correlated fading distribution. By considering the Gaussian copula, [10] also presented a tight approximation of Jakes' model and revealed that the respective technique can reduce the complexity of analysis and provide mathematical tractability by exploiting rank correlation coefficients.

By employing a single fluid antenna to each mobile user, the authors in [13] proposed the fluid antenna multiple access (FAMA) system, and they derived analytical expressions of the outage probability upper bound and average outage rate lower bound. In order to gain massive connectivity, the authors in [14] studied the fast FAMA, where they proposed an approach that can estimate the best port of fluid antenna at every symbol instance without needing the precoding at the base station. However, switching to the best port on a symbol-by-symbol basis by each user is infeasible in a realistic environment. Motivated by this, the authors in [15] proposed slow FAMA, meaning that the fluid antenna of each user updates its best port only if the fading channel changes. Under such an assumption, they studied interference immunity by deriving the outage probability upper bound. Moreover, by considering the fluid antenna at a common receiver in the uplink multiuser dirty multiple access channel (MAC), the authors in [16] derived the exact closed-form expression of the outage probability under correlated composite fading channels. Their results indicated that the FAS can support a large number of users using only one fluid antenna at the common receiver in a few wavelengths of space. Furthermore, as a special case, the authors in [17] analyzed the performance of outage probability for a two-user MAC, in which each user is equipped with the FAS. Besides, by extending the two-user MAC to the multiuser millimeter-wave (mmWave) fluid antenna-aided scenario, the channel estimation challenges and capacity maximization problem were investigated in [18], [19]. Moreover, the optimization problem of the energy efficiency in FAMA was studied in [20], [21]. Most recently, a new approach called compact ultra massive antenna array (CUMA) using FAS was proposed in [22] which can support a large number of users per channel use.

Additionally, the outage probability analysis for the FAS-aided point-to-point communication system under correlated Nakagami- $m$  fading channels was investigated in [23], [24]. New approximations of diversity gain and outage probability were provided in [25]. Moreover, the performance of FAS-assisted backscatter communication systems in terms of the outage probability and delay outage rate was analyzed in [26]. To overcome the challenge related to the optimal port selection in the FAS, [27] proposed an algorithm utilizing a machine learning approach, and their results demonstrated that with only 10% of the ports observed, FAS could perform nearly optimally. Several contributions have also been recently made for secure communications using FAS. For example, by assuming that only the legitimate receiver has FAS and other nodes use fixed-position antennas, the average secrecy rate optimization problem was investigated in [28].

In addition, under a scenario where only the transmitter has movable antennas<sup>1</sup> and the legitimate receiver as well as the eavesdropper consist of a single fixed-position antenna, [30] investigated the problems of power consumption minimization and secrecy rate maximization. With the same assumption in [30], the achievable secrecy rate maximization problem subject to the transmit power budget and the position of all transmit antennas was investigated in [31]. The aforesaid studies were mostly based on one-dimensional (1D) FAS. The more general case of two-dimensional (2D) FAS was recently studied in [32] from the information-theoretic viewpoint. It was shown that MIMO-FAS can outperform significantly compared to traditional fixed-position MIMO systems.

## B. Motivations and Contributions

Motivated by the above discussion, it is important to investigate (i) *How does considering the FAS in the PLS structure affect the reliability and security of wireless communication systems?* and (ii) *how much information can be reliably sent under FAS deployment, so that the eavesdropper cannot decode the confidential message?* In particular, it is useful to understand the benefits of FAS over fixed-position traditional antenna systems (TAS) in the PLS setup. In this paper, we consider the classic wiretap channel, where now both the legitimate receiver (Bob) and eavesdropper (Eve) are equipped with a 2D FAS, and our aim is to analyze the secrecy performance.

Following the copula-based approach provided in [10], we first characterize the distributions of the equivalent channel at the FAS under the inherent spatial correlation between the fluid antenna ports. Then, we derive compact analytical expressions for the average secrecy capacity (ASC), secrecy outage probability (SOP), and secrecy energy efficiency (SEE) by exploiting the Gauss-Laguerre quadrature technique, where the derived analytical results are valid for any arbitrary choice of correlated fading distribution. Furthermore, we evaluate the system performance in terms of the obtained secrecy metrics under the key benchmark scenario in the literature, i.e., correlated Rayleigh fading. In particular, the main contributions of our work are summarized as follows:

- We provide general analytical expressions for the joint cumulative distribution function (CDF) and joint probability density function (PDF) of the equivalent channel at Bob and Eve for the FAS-aided secure system.
- Using the Gauss-Laguerre quadrature approximation, we derive general compact analytical expressions for the ASC, SOP, and SEE for the considered system, which are valid for any choice of arbitrary fading distribution.
- Additionally, for exemplary purposes, we obtain analytical expressions for the joint CDF and PDF, ASC, SOP, and SEE under correlated Rayleigh fading channels, exploiting the Gaussian copula.
- We evaluate the security, reliability, and efficiency of the considered FAS-aided secure communications in terms of the ASC, SOP, and SEE. In this regard, we consider

<sup>1</sup>All forms of movable and non-movable flexible-position antenna technologies are considered submodels of the FAS [29].

the fixed-position single-input multiple-output (SIMO) antenna system that takes advantage of the maximal ratio combining (MRC) technique as a benchmark. The numerical results reveal that deploying FAS instead of TAS can significantly enhance the performance of secure transmission in terms of the derived secrecy metrics.

### C. Paper Organization

The rest of this paper is organized as follows. The system model is described in Section II where the secrecy performance analysis of the considered FAS-aided PLS communication system is presented. Specifically, the statistical characterization is outlined in Section III-A, while the secrecy metrics under correlated arbitrary and Rayleigh fading are given in Section III-B and Section III-C, respectively. Section IV illustrates the numerical results, and finally, the conclusions are provided in Section V.

### D. Notations

We use boldface upper and lower case letters for matrices and column vectors, e.g.  $\mathbf{X}$  and  $\mathbf{x}$ , respectively.  $\text{Cov}[\cdot]$  and  $\text{Var}[\cdot]$  denote the covariance and variance operators, respectively. Moreover,  $(\cdot)^T$ ,  $(\cdot)^{-1}$ ,  $|\cdot|$ , and  $\det(\cdot)$  stand for the transpose, inverse, magnitude, and determinant operators, respectively.

## II. SYSTEM MODEL

We consider a FAS-aided communication setup as shown in Fig. 1, where a transmitter (Alice) aims to send a confidential message  $x$  with transmit power  $P$  to a legitimate receiver (Bob), whereas an eavesdropper (Eve) attempts to decode the information from its received signal. To facilitate the notations, we define subscript  $i$  to represent the node associated with Bob and Eve, i.e.,  $i \in \{\text{B}, \text{E}\}$ . Without loss of generality, we assume that Alice is a single fixed-position antenna transmitter, while Bob and Eve are equipped with a single planar FAS that includes  $K_i$  preset positions (i.e., ports), which are distributed evenly over an area of  $W_{1,i}\lambda \times W_{2,i}\lambda$  where  $\lambda$  defines the wavelength of the carrier frequency. More specifically, a grid structure is considered for the FAS so that  $K_{l,i}$  ports are uniformly distributed along a linear space of length  $W_{l,i}\lambda$  for  $l \in \{1, 2\}$ , i.e.,  $K_i = K_{1,i} \times K_{2,i}$  and  $W_i = \lambda^2 (W_{1,i} \times W_{2,i})$ . Moreover, we also suppose an applicable mapping function as  $\mathcal{F}(k_i) = (k_{1,i}, k_{2,i})$  and  $\mathcal{F}^{-1}(k_{1,i}, k_{2,i}) = k_i$  to convert the 2D indices to the 1D index, in which  $k_i \in \{1, \dots, K_i\}$  and  $k_{l,i} \in \{1, \dots, K_{l,i}\}$ . Besides, it is assumed that each node  $i$  can only switch its FAS to one activated port.<sup>2</sup> Therefore, the received signal at the node  $i$  can be expressed as

$$\mathbf{y}_i = \mathbf{h}_i x + \mathbf{z}_i, \quad (1)$$

where  $\mathbf{z}_i$  denotes the independent identically distributed (i.i.d.) additive white Gaussian noise (AWGN) vector with zero mean and variance  $\delta_i^2$  at each port of node  $i$ . Besides,  $\mathbf{h}_i$  denotes

the complex channel from Alice to the ports at Bob and Eve, which can be modeled as [33]

$$\mathbf{h}_i = \sqrt{\frac{\mathcal{N}}{\mathcal{N}+1}} e^{j\omega} \mathbf{a}(\theta_{0,i}, \phi_{0,i}) + \sqrt{\frac{1}{\mathcal{M}(\mathcal{N}+1)}} \sum_{m=1}^{\mathcal{M}} \zeta_{m,i} \mathbf{a}(\theta_{m,i}, \phi_{m,i}), \quad (2)$$

in which  $\mathcal{N}$  is the Rice factor,  $\omega$  denotes the phase of the line-of-sight (LoS) component,  $\zeta_{m,i}$  defines the complex channel coefficient of the  $m$ -th scattered component, and  $\mathcal{M}$  is the number of non-LoS paths. Moreover,  $\mathbf{a}(\theta_{m,i}, \phi_{m,i})$  is the receive steering vector, which is defined as [33]

$$\mathbf{a}(\theta_i, \phi_i) = \begin{bmatrix} 1 & e^{j\frac{2\pi W_{1,i}}{K_{1,i}-1} \sin \theta_i \cos \phi_i} & \dots & e^{j2\pi W_{1,i} \sin \theta_i \cos \phi_i} \end{bmatrix}^T \otimes \begin{bmatrix} 1 & e^{j\frac{2\pi W_{2,i}}{K_{2,i}-1} \sin \theta_i \cos \phi_i} & \dots & e^{j2\pi W_{2,i} \sin \theta_i \cos \phi_i} \end{bmatrix}, \quad (3)$$

where  $\theta_i$  and  $\phi_i$  denote the azimuth and elevation angle-of-arrival, respectively.

Note that the fluid antenna ports can be arbitrarily close to each other; thereby, the corresponding channels are spatially correlated. Therefore, assuming a three-dimensional (3D) isotropic scattering environment, the covariance between two arbitrary ports  $k_i = \mathcal{F}^{-1}(k_{1,i}, k_{2,i})$  and  $\tilde{k}_i = \mathcal{F}^{-1}(\tilde{k}_{1,i}, \tilde{k}_{2,i})$  for the 2D fluid antenna at node  $i$  is given by [32]

$$\varrho_{k_i, \tilde{k}_i} \triangleq \text{cov}[k_i, \tilde{k}_i] = \mathcal{J}_0\left(2\pi \|k_i - \tilde{k}_i\|\right), \quad (4)$$

in which is  $\mathcal{J}_0(t) = \frac{\sin t}{t}$  defines the spherical Bessel function of the zero-order first kind.

Further, we assume that only the best port that maximizes the received signal-to-noise ratio (SNR) at node  $i$  is activated.<sup>3</sup> As a result, the received instantaneous SNR at node  $i$  for the considered FAS can be expressed as

$$\gamma_i = \frac{P \left| [\mathbf{h}_i]_{k_i^*} \right|^2}{\delta_i^2} = \bar{\gamma}_i \left| [\mathbf{h}_i]_{k_i^*} \right|^2, \quad (5)$$

where  $\bar{\gamma}_i = \frac{P}{\delta_i^2}$  can be interpreted as the average SNR at node  $i$  for a 1-element fluid antenna. For the sake of convenience [34], we define a SNR degradation factor  $\kappa = \bar{\gamma}_B / \bar{\gamma}_E$  to account for scenarios on which the legitimate user has an SNR advantage over Eve ( $\kappa > 1$ ), disadvantage ( $\kappa < 1$ ) or balance ( $\kappa = 1$ ). The term  $k_i^*$  denotes the index of the best port at node  $i$ , i.e.,

$$k_i^* = \arg \max_{k_i} \left\{ \left| [\mathbf{h}_i]_{k_i} \right|^2 \right\}. \quad (6)$$

Therefore, the channel gain at node  $i$  for the considered FAS can be given by

$$g_{\text{FAS},i} = \max \{g_{1,i}, \dots, g_{K_i,i}\}, \quad (7)$$

in which  $g_{k_i} = |h_{k_i}|^2$  is the channel gain of port  $k$  at node  $i$ .

<sup>3</sup>We consider the scenario that the channel state information (CSI) is available at Eve, and thus Eve has the ability to select the best port to maximize SNR. In addition, regarding the inherent spatial correlation between fluid antenna ports, reaching the full CSI requires only a small number of port observations, regardless of the number of fluid antenna ports.

<sup>2</sup>Switching ports typically results in some delay. However, for reconfigurable pixel-based FAS, this delay can be reasonably ignored [5].

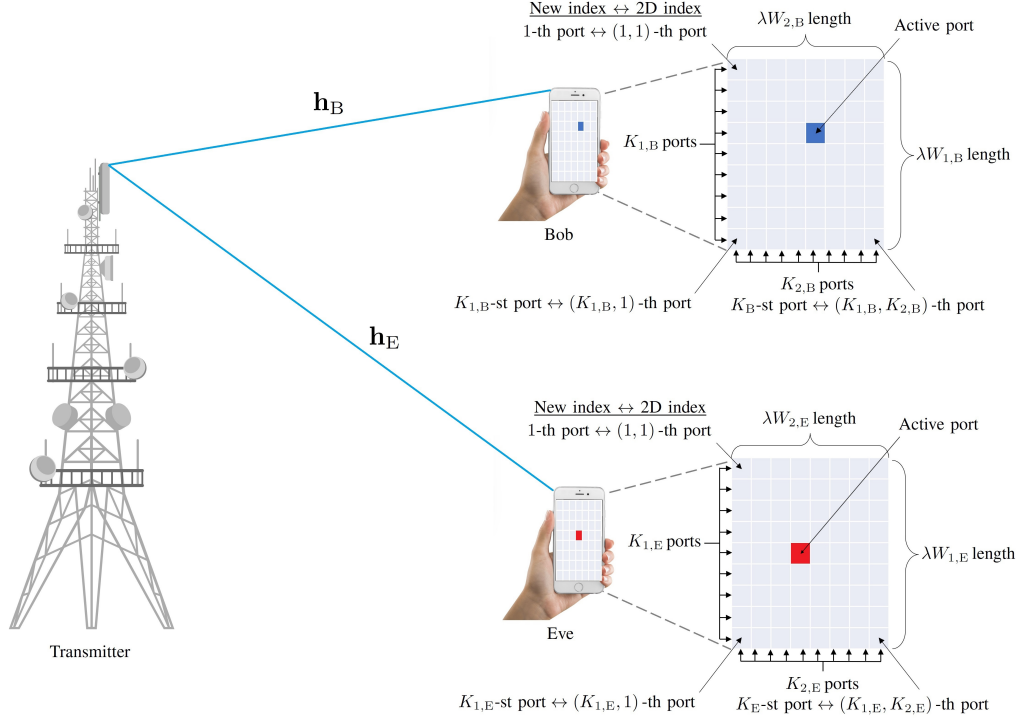


Fig. 1. The system model of a secure FAS communication system.

### III. SECRECY PERFORMANCE ANALYSIS

Here, we first characterize the distribution of the SNR at Bob and Eve, exploiting the copula approach. Second, we derive analytical expressions for the ASC, SOP, and SEE under arbitrary correlated fading channels with the help of the Gauss-Laguerre quadrature. Then, in order to evaluate the system performance, we provide secrecy metrics under correlated Rayleigh fading distributions for exemplary purposes.

#### A. Statistical Characterization

Given that only the best port at node  $i$  with the maximum signal envelope is considered for communication, it is necessary to find the distribution of the channel gain  $g_{\text{FA},i}$  provided in (7). For this purpose, we exploit Sklar's theorem, which is based on copula theory. In particular, a  $d$ -dimension copula  $C : [0, 1]^d \rightarrow [0, 1]$  is a joint CDF of  $d$  random vectors on the unit cube  $[0, 1]^d$  with uniform marginal distributions, i.e., [35]

$$C(u_1, \dots, u_d; \vartheta_C) = \Pr(U_1 \leq u_1, \dots, U_d \leq u_d), \quad (8)$$

in which  $u_q = F_{S_q}(s_q)$  and  $S_q$  is an arbitrary random variable for  $q \in \{1, \dots, d\}$  and  $\vartheta_C$  denotes the copula parameter, which measures the structure of dependency between arbitrary correlated random variables. In particular, the copula parameter  $\vartheta_C$  has a relation with the Pearson correlation coefficient and popular rank correlation coefficients such as the Spearman's  $\rho$  and the Kendall's  $\tau$ . Hence, the covariance between two arbitrary ports provided in (4) can be expressed in terms of copulas; thereby, the spatial correlation between fluid antenna ports can be flexibly considered in SNR's distributions. Moreover, the importance of the copula technique

is due to Sklar's theorem, which states that for an arbitrary  $d$ -dimension CDF  $F_{S_1, \dots, S_d}(s_1, \dots, s_d)$  with univariate marginal distributions  $F_{S_q}(s_q)$ , there exists a copula function  $C$  such that for all  $s_q$  in the extended real line domain  $\mathbb{R}$  [35],

$$F_{S_1, \dots, S_d}(s_1, \dots, s_d) = C(F_{S_1}(s_1), \dots, F_{S_d}(s_d)). \quad (9)$$

**Theorem 1.** The CDF and PDF of  $g_{\text{FA},i}$  at node  $i$  for the FAS-aided secure communication system under arbitrary correlated fading channel channels are, respectively, given by

$$F_{g_{\text{FAS},i}}(r) = C(F_{g_{1_i}}(r), \dots, F_{g_{K_i}}(r); \vartheta_C), \quad (10)$$

and

$$f_{g_{\text{FAS},i}}(r) = \prod_{\hat{k}_i=1}^{k_i} f_{g_{\hat{k}_i}}(r) c(F_{g_{1_i}}(r), \dots, F_{g_{K_i}}(r); \vartheta_C), \quad (11)$$

in which  $F_{g_{1_i}}(r)$  and  $f_{g_{1_i}}(r)$  are the marginal CDF and PDF of the channel gain  $g_{k_i}$  with an arbitrary distribution. Besides,  $c(\cdot)$  is the copula density function of an arbitrary copula  $C(\cdot)$  that is given by [35]

$$c(F_{g_{1_i}}(r), \dots, F_{g_{K_i}}(r); \vartheta_C) = \frac{\partial^{K_i} C(F_{g_{1_i}}(r), \dots, F_{g_{K_i}}(r); \vartheta_C)}{\partial F_{g_{1_i}}(r) \dots \partial F_{g_{K_i}}(r)}. \quad (12)$$

*Proof.* By extending the CDF definition, we have

$$F_{g_{\text{FAS},i}}(r) = \Pr(\max\{g_{1_i}, \dots, g_{K_i}\} \leq r) \quad (13a)$$

$$= \Pr(g_{1_i} \leq r, \dots, g_{K_i} \leq r) \quad (13b)$$

$$= F_{g_{1_i}, \dots, g_{K_i}}(r, \dots, r) \quad (13c)$$

$$\stackrel{(a)}{=} C(F_{g_{1_i}}(r), \dots, F_{g_{K_i}}(r); \vartheta_C), \quad (13d)$$

where (a) is derived by considering Sklar's theorem in (9). Moreover, by applying the chain rule to (10), the PDF  $f_{g_{\text{FAS},i}}(r)$  can be derived as (11) and the proof is completed.  $\square$

### B. Secrecy Metrics under Arbitrary Fading Channels

1) *ASC Analysis*: The secrecy capacity of the FAS system is defined as the difference between the channel capacities corresponding to legitimate and wiretap links, i.e.,

$$C_s(\gamma_B, \gamma_E) = \max\{\log_2(1 + \gamma_B) - \log_2(1 + \gamma_E), 0\}. \quad (14)$$

Then regarding that  $C_s(\gamma_B, \gamma_E)$  is a random function of  $\gamma_i$ , the corresponding ASC can be defined as

$$\bar{C}_s [\text{bps/Hz}] = \mathbb{E}[C(\gamma_B, \gamma_E)] \quad (15)$$

$$= \int_0^\infty \int_0^{\gamma_B} C_s(\gamma_B, \gamma_E) f_{\gamma_B}(\gamma_B) f_{\gamma_E}(\gamma_E) d\gamma_E d\gamma_B. \quad (16)$$

**Proposition 1.** *The ASC for the FAS under arbitrary fading channels is given by*

$$\begin{aligned} \bar{C}_s \approx & \sum_{\tilde{n}=1}^{\tilde{N}} \frac{w_{\tilde{n}} e^{\epsilon_{\tilde{n}}}}{1 + \epsilon_{\tilde{n}}} \left[ 1 - C\left(F_{g_{1B}}\left(\frac{\epsilon_{\tilde{n}}}{\tilde{\gamma}_B}\right), \dots, F_{g_{K_B}}\left(\frac{\epsilon_{\tilde{n}}}{\tilde{\gamma}_B}\right); \vartheta_C\right) \right] \\ & \times C\left(F_{g_{1E}}\left(\frac{\epsilon_{\tilde{n}}}{\tilde{\gamma}_E}\right), \dots, F_{g_{K_E}}\left(\frac{\epsilon_{\tilde{n}}}{\tilde{\gamma}_E}\right); \vartheta_C\right), \end{aligned} \quad (17)$$

in which

$$w_{\tilde{n}} = \frac{\epsilon_{\tilde{n}}}{2(\tilde{N} + 1)^2 L_{\tilde{N}+1}^2(\epsilon_{\tilde{n}})}, \quad (18)$$

$\epsilon_{\tilde{n}}$  is the  $\tilde{n}$ -th root of Laguerre polynomial  $L_{\tilde{N}}(\epsilon_{\tilde{n}})$ ,  $\tilde{N}$  defines the parameter to ensure a complexity-accuracy trade-off [36].

*Proof.* See Appendix A.  $\square$

2) *SOP Analysis*: SOP is defined as the probability that the instantaneous secrecy capacity  $C_s$  is less than a target secrecy rate  $R_s \geq 0$ , i.e.,

$$P_{\text{sop}} = \Pr(C_s \leq R_s). \quad (19)$$

**Proposition 2.** *The SOP for the FAS under arbitrary fading channels is given by*

$$\begin{aligned} P_{\text{sop}} \approx & \sum_{\tilde{n}=1}^{\tilde{N}} \frac{w_{\tilde{n}} e^{\epsilon_{\tilde{n}}}}{1 + \epsilon_{\tilde{n}}} \prod_{k_E=1}^{K_E} \frac{f_{g_{k_E}}\left(\frac{\epsilon_{\tilde{n}}}{\tilde{\gamma}_E}\right)}{\tilde{\gamma}_E^{k_E}} \\ & \times c\left(F_{g_{1E}}\left(\frac{\epsilon_{\tilde{n}}}{\tilde{\gamma}_E}\right), \dots, F_{g_{K_E}}\left(\frac{\epsilon_{\tilde{n}}}{\tilde{\gamma}_E}\right); \vartheta_C\right) \\ & \times C\left(F_{g_{1B}}\left(\frac{R_o \epsilon_{\tilde{n}} + R_t}{\tilde{\gamma}_B}\right), \dots, F_{g_{K_B}}\left(\frac{R_o \epsilon_{\tilde{n}} + R_t}{\tilde{\gamma}_B}\right); \vartheta_C\right), \end{aligned} \quad (20)$$

where  $R_o = 2^{R_s}$ ,  $R_t = R_o - 1$ , and  $w_{\tilde{n}}$  is defined in (18).

*Proof.* See Appendix B.  $\square$

3) *SEE Analysis*: SEE stands as a momentous secrecy metric for evaluating the efficacy of wireless communication systems within energy consumption, which is denoted as the ratio of ASC to the total power consumption. In fact, SEE is a performance metric that indicates how a communication system with security considerations efficiently exploits energy to guarantee a secure transmission [37]. In general, although increasing the transmit power can provide a higher throughput at the receiver nodes, it can also increase energy consumption and interference. Hence, to capture such a trade-off, the SEE for the considered FAS can be defined as

$$\mathcal{E}_s [\text{bps/Hz/J}] = \frac{\bar{C}_s}{P_{\text{tot}}} = \frac{\bar{C}_s}{P/\alpha + P_c}, \quad (21)$$

in which  $\alpha$  is the drain efficiency of the high-power amplifier (HPA) and  $P_c$  denotes the constant circuit power at Bob.<sup>4</sup>

**Proposition 3.** *The SEE for the FAS under arbitrary fading channels is given by*

$$\begin{aligned} \mathcal{E}_s = & \sum_{\tilde{n}=1}^{\tilde{N}} \frac{w_{\tilde{n}} e^{\epsilon_{\tilde{n}}}}{1 + \epsilon_{\tilde{n}}} \left[ 1 - C\left(F_{g_{1B}}\left(\frac{\epsilon_{\tilde{n}}}{\tilde{\gamma}_B}\right), \dots, F_{g_{K_B}}\left(\frac{\epsilon_{\tilde{n}}}{\tilde{\gamma}_B}\right); \vartheta_C\right) \right] \\ & \times \frac{C\left(F_{g_{1E}}\left(\frac{\epsilon_{\tilde{n}}}{\tilde{\gamma}_E}\right), \dots, F_{g_{K_E}}\left(\frac{\epsilon_{\tilde{n}}}{\tilde{\gamma}_E}\right); \vartheta_C\right)}{P/\alpha + P_c}, \end{aligned} \quad (22)$$

where  $w_{\tilde{n}}$  is defined in (18).

**Remark 1.** *The derived analytical secrecy metrics in (17), (20), and (22) are valid for any arbitrary choice of fading distributions, which can also describe unknown dependence structures. Hence, by only considering the marginal distribution of respective fading channels, the ASC, SOP, and SEE for the FAS are obtained.*

**Remark 2.** *The parameter  $\vartheta_C$  is defined in terms of the fluid antenna size  $W_i$  and the number of fluid antenna ports  $K_i$ , which can measure the spatial correlation between fluid antenna ports based on (4). Note that  $\vartheta_C$  generally depends on the choice of copula, and it can be expressed in terms of rank correlation coefficients.*

**Remark 3.** *In general, any function that has the following properties can be considered as a copula  $C$  for the obtained distributions in (10) and (11), and the derived secrecy metrics in (17), (20), (22): 1) For every  $q$ -dimensional vector  $\mathbf{u}$  in  $[0, 1]^d$ ,  $C(\mathbf{u}) = 0$  if at least one coordinate of  $\mathbf{u}$  is 0, and if all coordinates of  $\mathbf{u}$  are 1 except  $u_{q'}$ , then  $C(\mathbf{u}) = u_{q'}$ ; 2) For every  $\mathbf{a}$  and  $\mathbf{b}$  in  $[0, 1]^q$  such that  $\mathbf{a} \leq \mathbf{b}$ , we have  $V_C([\mathbf{a}, \mathbf{b}]) \geq 0$ , where  $V_C(B)$  is the  $C$ -volume of  $B$  [35]. However, since each  $C$  has its own mathematical and statistical properties, choosing an appropriate  $C$  should be based on the purpose of the study. As shown in [10], the Gaussian copula can be considered as a tight approximation for the spatial correlation in the FAS.*

<sup>4</sup>In this paper, it is assumed that the circuit power consumption in the FAS is less than the circuit power consumption in the MRC SIMO system. This is because in the FAS, only one port with maximum SNR is activated and only 10% of the port observation is enough for that regardless of the number of fluid antenna ports; however, in the MRC SIMO system, all antennas are activated, which consumes more power.

### C. Secrecy Metrics under Rayleigh Fading Channels

We now specialize our general framework to a particular case of relevance, which corresponds to the case of correlated Rayleigh fading. In this case, the marginal PDF and CDF with the scale parameter  $\eta_i$  are respectively given by

$$F_{g_{k_i}}(r) = 1 - e^{-\eta_i r}, \quad (23)$$

$$f_{g_{k_i}}(r) = \eta_i e^{-\eta_i r}. \quad (24)$$

This implies that we set  $\mathcal{N} = 0$  and  $\mathcal{M} \rightarrow \infty$  in (2). Consequently, the amplitude of each entry of  $\mathbf{h}_i$  follows the Rayleigh distribution. Under such an assumption, the corresponding covariance between two arbitrary ports  $k_i$  and  $\tilde{k}_i$  in (4) can be written as [32]

$$\varrho_{k_i, \tilde{k}_i} = \Omega_i \times \mathcal{J}_0 \left( 2\pi \sqrt{\left( \frac{k_{1,i} - \tilde{k}_{1,i}}{K_{1,i} - 1} W_{1,i} \right)^2 + \left( \frac{k_{2,i} - \tilde{k}_{2,i}}{K_{2,i} - 1} W_{2,i} \right)^2} \right), \quad (25)$$

in which  $\Omega_i$  denotes the variance of the entry of  $\mathbf{h}_i$ . Next, by considering a specific copula function  $C(\cdot)$  and the corresponding copula density function  $c(\cdot)$ , the CDF and PDF of  $g_{\text{FA}_i}$  can be derived under correlated Rayleigh fading channels. For this purpose, it is necessary to select some copula that can accurately describe the respective spatial correlation. Finding an appropriate copula for high-dimensional random variables is often performed based on empirical statistic data analysis and desired properties of the copula model. When this alternative is not possible due to the lack of such empirical data, there are many popular parametric copulas such as Archimedean families (e.g., Clayton, Gumbel, Frank, and Farlie-Gumbel-Morgenstern (FGM)) and the elliptical copula (including the Gaussian and Student- $t$  copulas) that can be exploited for the performance analysis of various wireless communication systems [38]–[46]. Since the number of ports in the 2D FAS can be very large, we exploit the Gaussian copula for performance analysis due to its unique properties in capturing both linear and elliptical dependencies in high-dimensional settings, providing mathematical tractability, and including a correlation matrix. The  $d$ -dimension Gaussian copula with correlation matrix  $\mathbf{R} \in [-1, 1]^{d \times d}$  is defined as [10]

$$C_G(u_1, \dots, u_d; \vartheta_G) = \Phi_{\mathbf{R}}(\varphi^{-1}(u_1), \dots, \varphi^{-1}(u_d); \vartheta_G), \quad (26)$$

in which  $\varphi^{-1}(u_q) = \sqrt{2} \text{erf}^{-1}(2u_q - 1)$  denotes the inverse CDF (i.e., quantile function) of the standard normal distribution, where  $\text{erf}^{-1}(\cdot)$  is the inverse of the error function  $\text{erf}(z) = \frac{2}{\sqrt{\pi}} \int_0^z e^{-t^2} dt$ . The term  $\Phi_{\mathbf{R}}(\cdot)$  is the joint CDF of the multivariate normal distribution with zero mean vector and correlation matrix  $\mathbf{R}$  and also  $\vartheta_G$  defines the dependence parameter of the Gaussian copula, which can control the degree of dependence between correlated random variables. Furthermore, by using the chain rule, the Gaussian copula density function can be written as

$$c_G(u_1, \dots, u_d; \vartheta_G) = \frac{\exp\left(-\frac{1}{2}(\varphi^{-1})^T(\mathbf{R}^{-1} - \mathbf{I})\varphi^{-1}\right)}{\sqrt{\det(\mathbf{R})}}, \quad (27)$$

where  $\varphi^{-1}$  is a vector that includes the quantile function of the standard normal distribution  $\varphi^{-1}(u_q)$ ,  $\det(\mathbf{R})$  is the determinant of  $\mathbf{R}$ , and  $\mathbf{I}$  is the identity matrix.

Therefore, by using the Gaussian copula, the corresponding correlation matrix  $\mathbf{R}_{k_i, \tilde{k}_i}$  of FAS can be expressed in terms of the covariance matrix with the help of Cholesky decomposition [10]. Hence, the correlation between two arbitrary ports  $k_i$  and  $\tilde{k}_i$  (i.e., each entry of  $\mathbf{R}_{k_i, \tilde{k}_i}$ ) is given by

$$\vartheta_{G_{k_i, \tilde{k}_i}} \triangleq \text{corr}[k_i, \tilde{k}_i] = \frac{\text{cov}[k_i, \tilde{k}_i]}{\sqrt{\text{var}[k_i] \text{var}[\tilde{k}_i]}} = \frac{\varrho_{k_i, \tilde{k}_i}}{\Omega_i}. \quad (28)$$

**Corollary 1.** *The CDF and PDF of  $g_{\text{FA}_i}$  at node  $i$  for the FAS under correlated Rayleigh fading channels are given by (29) and (30) (see top of next page), in which  $\vartheta_{G_{k_i, \tilde{k}_i}}$  is defined in (28) and*

$$\varphi_{g_{k_i}}^{-1} = \left[ \sqrt{2} \text{erf}^{-1}(1 - 2e^{-\eta_i r}), \dots, \sqrt{2} \text{erf}^{-1}(1 - 2e^{-\eta_i r}) \right]^T. \quad (31)$$

*Proof.* By plugging the marginal distributions from (23) and (24) into (26) and (27), and then considering (28), the proof is completed.  $\square$

**Corollary 2.** *The ASC for the FAS under correlated Rayleigh fading channels is given by (32) (see top of next page), in which  $\vartheta_{G_{k_i, \tilde{k}_i}}$  is defined in (28).*

*Proof.* By inserting the marginal CDF  $F_{g_{k_i}}(r)$  into (17) and the Gaussian copula definition as well as (28), the proof is accomplished.  $\square$

Besides, note that the asymptotic behaviour of the ASC in the high SNR regime, i.e.,  $\bar{\gamma}_B$ , is given by (33).

**Corollary 3.** *The SOP for the considered 2D fluid antenna-aided secure communication system under correlated Rayleigh fading channels is given by (34) (see next page), in which  $\vartheta_{G_{k_i, \tilde{k}_i}}$  is defined in (28).*

**Corollary 4.** *The SEE for the FAS under correlated Rayleigh fading channels is given by (35) (see bottom of next page), in which  $\vartheta_{G_{k_i, \tilde{k}_i}}$  is defined in (28).*

## IV. NUMERICAL RESULTS

Here, we present numerical results to evaluate the considered system performance in terms of the ASC and SOP. In this regards, we exploit Algorithm 1 in [10] to simulate the Gaussian copula by considering the Cholesky decomposition of the defined correlation matrix  $\mathbf{R}$ . In addition, the joint CDF of the multivariate normal distribution can be estimated numerically or implemented via the mathematical package of various programming languages.

Fig. 2 illustrates the performance of derived secrecy metrics in terms of the average SNR at Bob  $\bar{\gamma}_B$  and transmit power  $P$  for given number of fluid antenna ports  $K_B$  and selected value of fluid antenna size  $W_B$ . We consider first the balanced case ( $\kappa = 1$ , i.e.  $\kappa(\text{dB}) = 0\text{dB}$ ) on which the eavesdropper channel is not degraded w.r.t. the legitimate one. In Figs. 2(a) and 2(b), as expected, we can see that as  $\bar{\gamma}_B$  grows,

$$F_{g_{FAS,i}}(r) = \Phi_{\mathbf{R}_{k_i, \bar{k}_i}} \left( \sqrt{2} \operatorname{erf}^{-1} \left( 1 - 2e^{-\eta_i r} \right), \dots, \sqrt{2} \operatorname{erf}^{-1} \left( 1 - 2e^{-\eta_i r} \right); \vartheta_{G_{k_i, \bar{k}_i}} \right), \quad (29)$$

$$f_{g_{FAS,i}}(r) = \eta_i^{K_i} e^{-K_i \eta_i r} \frac{\exp \left( -\frac{1}{2} \left( \boldsymbol{\varphi}_{g_{k_i}}^{-1} \right)^T \left( \mathbf{R}_{k_i, \bar{k}_i}^{-1} - \mathbf{I} \right) \boldsymbol{\varphi}_{g_{k_i}}^{-1} \right)}{\sqrt{\det \left( \mathbf{R}_{k_i, \bar{k}_i} \right)}}, \quad (30)$$

$$\begin{aligned} \bar{\mathcal{C}}_s &\approx \sum_{\bar{n}=1}^{\bar{N}} \frac{w_{\bar{n}} e^{\epsilon_{\bar{n}}}}{1 + \epsilon_{\bar{n}}} \left[ 1 - \Phi_{\mathbf{R}_{k_B, \bar{k}_B}} \left( \sqrt{2} \operatorname{erf}^{-1} \left( 1 - 2e^{-\frac{\eta_B \epsilon_{\bar{n}}}{\bar{\gamma}_B}} \right), \dots, \sqrt{2} \operatorname{erf}^{-1} \left( 1 - 2e^{-\frac{\eta_B \epsilon_{\bar{n}}}{\bar{\gamma}_B}} \right); \vartheta_{G_{k_B, \bar{k}_B}} \right) \right] \\ &\times \Phi_{\mathbf{R}_{k_E, \bar{k}_E}} \left( \sqrt{2} \operatorname{erf}^{-1} \left( 1 - 2e^{-\frac{\eta_E \epsilon_{\bar{n}}}{\bar{\gamma}_E}} \right), \dots, \sqrt{2} \operatorname{erf}^{-1} \left( 1 - 2e^{-\frac{\eta_E \epsilon_{\bar{n}}}{\bar{\gamma}_E}} \right); \vartheta_{G_{k_E, \bar{k}_E}} \right) \end{aligned} \quad (32)$$

$$\bar{\mathcal{C}}_s^\infty \approx \sum_{\bar{n}=1}^{\bar{N}} \frac{w_{\bar{n}} e^{\epsilon_{\bar{n}}}}{1 + \epsilon_{\bar{n}}} \Phi_{\mathbf{R}_{k_E, \bar{k}_E}} \left( \sqrt{2} \operatorname{erf}^{-1} \left( 1 - 2e^{-\frac{\eta_E \epsilon_{\bar{n}}}{\bar{\gamma}_E}} \right), \dots, \sqrt{2} \operatorname{erf}^{-1} \left( 1 - 2e^{-\frac{\eta_E \epsilon_{\bar{n}}}{\bar{\gamma}_E}} \right); \vartheta_{G_{k_E, \bar{k}_E}} \right) \quad (33)$$

$$\begin{aligned} P_{\text{sop}} &\approx \sum_{\bar{n}=1}^{\bar{N}} \frac{w_{\bar{n}} e^{\epsilon_{\bar{n}}} \lambda_E^{K_E} e^{-\frac{K_E \eta_E \epsilon_{\bar{n}}}{\bar{\gamma}_E}}}{(1 + \epsilon_{\bar{n}}) \bar{\gamma}_E^{K_E} \sqrt{\det \left( \mathbf{R}_{k_E, \bar{k}_E} \right)}} \exp \left( -\frac{1}{2} \left( \boldsymbol{\varphi}_{g_{k_E}}^{-1} \right)^T \left( \mathbf{R}_{k_E, \bar{k}_E}^{-1} - \mathbf{I} \right) \boldsymbol{\varphi}_{g_{k_E}}^{-1} \right) \\ &\times \Phi_{\mathbf{R}_{k_B, \bar{k}_B}} \left( \sqrt{2} \operatorname{erf}^{-1} \left( 1 - 2e^{-\frac{\eta_B (R_o \epsilon_{\bar{n}} + R_t)}{\bar{\gamma}_B}} \right), \dots, \sqrt{2} \operatorname{erf}^{-1} \left( 1 - 2e^{-\frac{\eta_B (R_o \epsilon_{\bar{n}} + R_t)}{\bar{\gamma}_B}} \right); \vartheta_{G_{k_B, \bar{k}_B}} \right) \end{aligned} \quad (34)$$

the performance of ASC and SOP enhances for a fixed value of  $\kappa$ , which is reasonable since the quality of main channel (Alice-to-Bob) improves. However, note that the ASC reaches a saturation point after which it is not possible to increase the ASC by increasing the transmit power. In this regime, the capacities for the legitimate and eavesdropper's links are well approximated by  $\mathcal{C}_i \approx \log_2(\gamma_i)$  and the ASC is upperbounded by  $\mathcal{C}_s \approx \log_2(\kappa g_{FAS,B}/g_{FAS,E})$  similar to the observation made in [34]. This is confirmed by the asymptotic ASC value that is reached a  $\bar{\gamma}_B$  grows. In Fig. 2(c), it can be observed that the SEE performance initially improves to its maximum value and then becomes worse, increasing the transmit power  $P$ . The main reason behind such a trend is that the ASC is initially able to overcome the power consumption before reaching the extreme point; however, by continuously increasing  $P$ , the effect of power consumption becomes more noticeable, and thus, the SEE performance weakens after the extreme point. Moreover, under the constant value of  $K_E$  and  $W_E$  in Figs. 2(a)-2(f), we can observe that considering a larger number of fluid antenna ports (e.g.,  $K_B = 4 \times 4$ ) or a larger value of

fluid antenna size (e.g.,  $W_B = 3 \times 3$ ) at Bob can improve the efficiency of SOP, ASC, and SEE, namely, provides more secure and reliable transmission. Besides, in Figs. 2(a)-2(c), we specifically assume a benchmark so that both Bob and Eve can be considered the multiple antenna receivers (i.e., SIMO) with  $N_i$  antennas that exploit the MRC technique. Given the point that only the best port with maximum received SNR is activated in the FAS but all  $N_i$  antennas are activated in the SIMO system due to MRC technique, it can be clearly seen that the FAS with a pre-defined number of fluid antenna ports at Bob (e.g.,  $K_B = 2 \times 2$ ) can significantly provide a higher ASC and SEE and lower SOP in contrast to the SIMO system with a given number of antennas at Bob (e.g.,  $N_B = 4$ ). For instance, under a given SNR  $\bar{\gamma}_B = 10\text{dB}$ , the ASC is almost equal to 1.5 bps/Hz and the SOP is around in the order of  $10^{-4}$  for the FAS, while these values are near 0.7 bps/Hz and  $10^{-3}$  in the SIMO system. Such an improvement is generally achieved due to the capability of fluid antenna in switching to the best port within a finite size  $W$ , the ability to adapt and reconfigure their antenna patterns dynamically based on

$$\begin{aligned} \mathcal{E}_s &= \sum_{\bar{n}=1}^{\bar{N}} \frac{w_{\bar{n}} e^{\epsilon_{\bar{n}}}}{(1 + \epsilon_{\bar{n}}) (P/\alpha + P_c)} \left[ 1 - \Phi_{\mathbf{R}_{k_B, \bar{k}_B}} \left( \sqrt{2} \operatorname{erf}^{-1} \left( 1 - 2e^{-\frac{\eta_B \epsilon_{\bar{n}}}{\bar{\gamma}_B}} \right), \dots, \sqrt{2} \operatorname{erf}^{-1} \left( 1 - 2e^{-\frac{\eta_B \epsilon_{\bar{n}}}{\bar{\gamma}_B}} \right); \vartheta_{G_{k_B, \bar{k}_B}} \right) \right] \\ &\times \Phi_{\mathbf{R}_{k_E, \bar{k}_E}} \left( \sqrt{2} \operatorname{erf}^{-1} \left( 1 - 2e^{-\frac{\eta_E \epsilon_{\bar{n}}}{\bar{\gamma}_E}} \right), \dots, \sqrt{2} \operatorname{erf}^{-1} \left( 1 - 2e^{-\frac{\eta_E \epsilon_{\bar{n}}}{\bar{\gamma}_E}} \right); \vartheta_{G_{k_E, \bar{k}_E}} \right) \end{aligned} \quad (35)$$

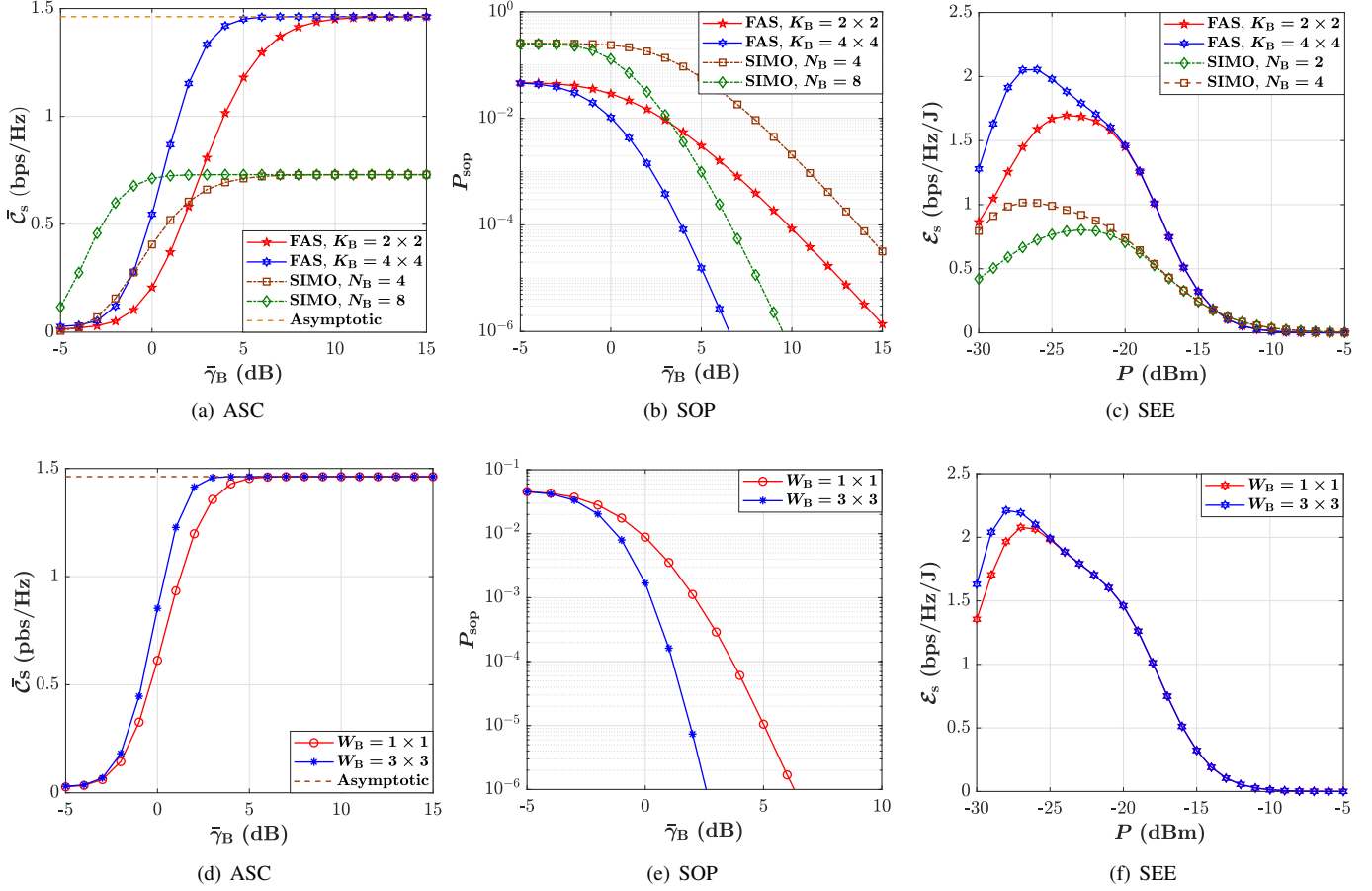


Fig. 2. Secrecy metrics versus the average SNR at Bob  $\bar{\gamma}_B$  and transmit power  $P$  for selected values of fluid antenna ports  $K_B$  and fluid antenna size  $W_B$  when  $\bar{\gamma}_E = 0$  dB,  $R_s = 1$  bits,  $\eta_i = 1$ ,  $P_c = 30$  dBm,  $\alpha = 1$ , and  $\tilde{N} = 2$ .

the channel conditions through an extreme resolution of fading envelope. Moreover, the main reason of SEE enhancement in the FAS compared with the SIMO system is that activating only one port of fluid antenna needs less power consumption compared with the case of activating all antennas in the SIMO system.

To gain more insights into how exactly the number of fluid antenna ports and fluid antenna size affect the secrecy performance, we present Figs. 3 and 4, respectively. Besides, it is worth mentioning that from the PLS viewpoint, it is classically assumed that the main channel condition is always better than the eavesdropper channel; however, we consider all three possible scenarios related to channels' condition, i.e., captured by  $\kappa \geq 1$ . In Figs. 3(a)-3(c), under a fixed number of fluid/multiple antenna at Eve, we can observe that the ASC, SOP, and SEE performance for the FAS initially improves and then converges to a floor as  $K_B$  continuously increases. This limitation is mainly due to the fact that when increasing  $K_B$  for a given value of  $W_B$ , the space between ports decreases and the spatial correlation between them increases as it can be derived in (25); thereby, lower diversity gain is achieved until eventually saturating. In addition, in 3(a), we see that the ASC provided by the FAS is almost 0.55 bps/Hz higher than that of achieved by the SIMO system in the advantage

( $\kappa > 1$ ) case. Moreover, in Fig. 3(b), under the scenario that the main channel is better than the eavesdropper channel (i.e.,  $\kappa > 1$ ), it can be found that the SOP of the FAS is nearly  $10^{-3}$ , while the SOP of SIMO system is approximately  $3 \times 10^{-2}$ . Furthermore, the interesting point is that even under the case that the main channel is worse than the eavesdropper channel (i.e., disadvantage case,  $\kappa < 1$ ), the SOP performance of FAS marginally improves as  $K_B$  grows and provides lower values compared with the SIMO system. Besides, Fig. 3(c) reveals that even if the number multiple antenna is equal to the number of fluid antenna ports (e.g.,  $N_B = K_B = 16$ ), SEE achieves higher values in FAS, namely, the SEE of fluid antenna is 1 bps/Hz/J higher than that of multiple fixed antennas. By increasing the fluid antenna size at Bob  $W_B$ , it can be seen in Fig. 4(a) that ASC increases and then plateaus. Such an improvement is mainly because increasing the spatial separation between the fluid antenna ports by increasing  $W_B$  for a fixed  $K_B$  leads to significant reduction in spatial correlation. Nonetheless, as shown in Fig. 4(b), the SOP of FAS improves without bound as  $W_B$  raises if  $K_B$  is sufficiently large. Moreover, following the trend of ASC, we can observe in 4(c) that the SEE performance improves and then becomes constant by increasing  $W_B$ . In contrast, in all Figs. 4(a)-4(c), it can be seen that the performance of ASC,



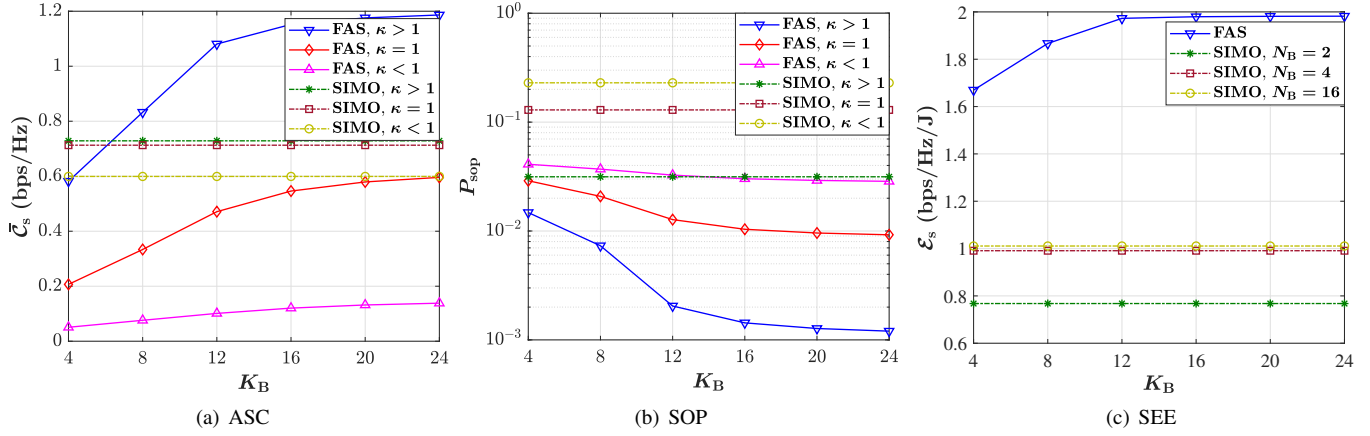


Fig. 3. Secrecy metrics versus the number of fluid antenna ports  $K_B$  for different scenarios when  $K_E = 4$ ,  $N_E = \{2, 4\}$ ,  $N_B = 8$ ,  $R_s = 1$  bits,  $\eta_i = 1$ ,  $P_c = 30$  dBm,  $\alpha = 1$ , and  $\tilde{N} = 2$ .

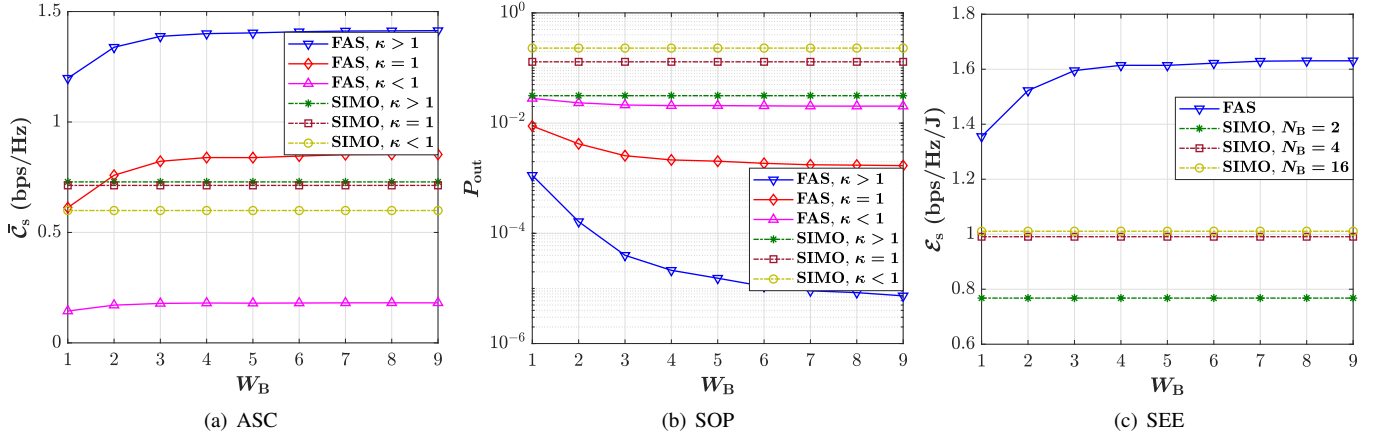


Fig. 4. Secrecy metrics versus the fluid antenna size  $W_B$  for three different scenarios when  $W_E = 1$ ,  $K_B = 25$ ,  $K_E = 4$ ,  $N_E = \{2, 4\}$ ,  $N_B = 8$ ,  $R_s = 1$  bits,  $\eta_i = 1$ ,  $P_c = 30$  dBm,  $\alpha = 1$ , and  $\tilde{N} = 2$ .

SOP, and SEE is constant since the diversity gain of SIMO remains the same even if  $W_B$  is increased.

## V. CONCLUSION

This paper studied the secrecy performance of FAS-aided communication under arbitrarily correlated fading channels. In particular, we considered that a single fixed-position antenna transmitter sends a confidential message to a legitimate receiver while an eavesdropper attempts to decode the transmitted signal. We also assumed that both the legitimate receiver and the eavesdropper are equipped with the FAS technology. Under these assumptions, by utilizing the copula method, we derived the general distributions of the equivalent channel at both nodes, which are valid for any arbitrarily correlated fading distributions. Then, we obtained general analytical expressions for the ASC, SOP, and SEE by exploiting the Gauss-Laguerre quadrature. Furthermore, to analyze the system's performance, we derived the ASC, SOP, and SEE under correlated Rayleigh fading channels using the Gaussian copula. Additionally, we evaluated the system behavior in the high SNR regime by deriving the asymptotic expressions of the ASC. Finally, by numerically comparing the FAS with the

SIMO system, we showed that considering the FAS instead of TAS can remarkably enhance the secrecy performance.

## APPENDIX A

### PROOF OF PROPOSITION 1

Given the definition of ASC, (16) can be rewritten as

$$\begin{aligned} \bar{C}_s &= \int_0^\infty \int_0^\infty \log_2 \left( \frac{1 + \gamma_B}{1 + \gamma_E} \right) f_{\gamma_B}(\gamma_B) f_{\gamma_E}(\gamma_E) d\gamma_E d\gamma_B \quad (36) \\ &= \int_0^\infty \int_0^\infty \log_2(1 + \gamma_B) f_{\gamma_B}(\gamma_B) f_{\gamma_E}(\gamma_E) d\gamma_E d\gamma_B \\ &\quad - \int_0^\infty \log_2(1 + \gamma_B) f_{\gamma_B}(\gamma_B) \bar{F}_{\gamma_E}(\gamma_B) d\gamma_B \\ &\quad - \int_0^\infty \log_2(1 + \gamma_B) f_{\gamma_E}(\gamma_B) \bar{F}_{\gamma_B}(\gamma_B) d\gamma_B \quad (37) \end{aligned}$$

$$= \frac{1}{\ln 2} \left[ \underbrace{\int_0^\infty \frac{\bar{F}_{\gamma_B}(\gamma_B)}{1 + \gamma_B} d\gamma_B}_{\mathcal{I}_1} - \underbrace{\int_0^\infty \frac{\bar{F}_{\gamma_B}(\gamma_B) \bar{F}_{\gamma_E}(\gamma_B)}{1 + \gamma_B} d\gamma_B}_{\mathcal{I}_2} \right] \quad (38)$$

$$= \frac{1}{\ln 2} \int_0^\infty \frac{\bar{F}_{\gamma_B}(\gamma_B)}{1 + \gamma_B} F_{\gamma_E}(\gamma_B) d\gamma_B, \quad (39)$$

in which  $\bar{F}_{\gamma_B}(\gamma_B) = 1 - F_{\gamma_B}(\gamma_B)$  is the complementary CDF (CCDF) of the SNR  $\gamma_B$ . The integral  $\mathcal{I}_1$  mentions the ASC when Eve is not available and the integral  $\mathcal{I}_2$  indicates the ASC loss due to Eve. By inserting (10) into (39) and after doing the transformation of random variables, we have

$$\bar{C}_s = \frac{1}{\ln 2} \int_0^\infty \frac{[1 - C(F_{g_{1,B}}(\frac{\gamma_B}{\gamma_B}), \dots, F_{g_{k,B}}(\frac{\gamma_B}{\gamma_B}); \vartheta_C)]}{1 + \gamma_B} \times C(F_{g_{1,E}}(\frac{\gamma_B}{\gamma_E}), \dots, F_{g_{k,E}}(\frac{\gamma_B}{\gamma_E}); \vartheta_C) d\gamma_B. \quad (40)$$

Since the provided integral in (40) is mathematically intractable to compute, we exploit the Gauss-Laguerre quadrature method which is defined as the following lemma.

**Lemma 1.** *The Gauss-Laguerre quadrature is defined as [36]*

$$\int_0^\infty e^{-x} \Lambda(x) dx \approx \sum_{\tilde{n}=1}^{\tilde{N}} w_{\tilde{n}} \Lambda(\epsilon_{\tilde{n}}) \quad (41)$$

in which  $\epsilon_{\tilde{n}}$  is the  $\tilde{n}$ -th root of Laguerre polynomial  $L_{\tilde{N}}(\epsilon_{\tilde{n}})$  and  $w_{\tilde{n}} = \frac{\epsilon_{\tilde{n}}}{2(\tilde{N}+1)^2 L_{\tilde{N}+1}^2(\epsilon_{\tilde{n}})}$ .

Hence, by applying Lemma 1 into (40), (17) is derived and the proof is completed.

## APPENDIX B THE PROOF OF PROPOSITION 2

By substituting the definition of secrecy capacity from (14) into (19), the SOP can re-expressed as

$$P_{\text{sop}} = \Pr\left(\log_2\left(\frac{1 + \gamma_B}{1 + \gamma_E}\right) \leq R_s\right) \quad (42)$$

$$= \Pr(\gamma_B \leq 2^{R_s} \gamma_E + 2^{R_s} - 1) \quad (43)$$

$$= \int_0^\infty F_{\gamma_B}(\gamma_o) f_{\gamma_E}(\gamma_E) d\gamma_E \quad (44)$$

$$\stackrel{(b)}{=} \prod_{k=1}^K \int_0^\infty \frac{f_{g_{k,E}}(\frac{\gamma_E}{\gamma_E})}{\bar{\gamma}_E^K} c\left(F_{g_{1,E}}\left(\frac{\gamma_E}{\gamma_E}\right), \dots, F_{g_{k,E}}\left(\frac{\gamma_E}{\gamma_E}\right)\right) \times C\left(F_{g_{1,B}}\left(\frac{R_o \gamma_E + R_t}{\gamma_B}\right), \dots, F_{g_{k,B}}\left(\frac{R_o \gamma_E + R_t}{\gamma_B}\right)\right) d\gamma_E, \quad (45)$$

where  $\gamma_o = R_o \gamma_E + R_t$ ,  $R_o = 2^{R_s}$ , and  $R_t = R_o - 1$ . Besides, (b) is obtained by applying transformation of random variables and considering Theorem 1. Then, by applying the Gauss-Laguerre quadrature from Lemma 1 into (45), the proof is accomplished.

## REFERENCES

- [1] F. Tariq *et al.*, "A speculative study on 6G," *IEEE Wireless Commun.*, vol. 27, no. 4, pp. 118–125, Aug. 2020.
- [2] J. Zhang *et al.*, "Cell-free massive MIMO: A new next-generation paradigm," *IEEE Access*, vol. 7, pp. 99 878–99 888, Jul. 2019.
- [3] K.-K. Wong, A. Shojaefard, K.-F. Tong, and Y. Zhang, "Fluid antenna systems," *IEEE Trans. Wireless Commun.*, vol. 20, no. 3, pp. 1950–1962, Mar. 2021.
- [4] Y. Huang, L. Xing, C. Song, S. Wang, and F. Elhouni, "Liquid antennas: Past, present and future," *IEEE Open J. Antennas & Propag.*, vol. 2, pp. 473–487, Mar. 2021.

- [5] S. Song and R. D. Murch, "An efficient approach for optimizing frequency reconfigurable pixel antennas using genetic algorithms," *IEEE Trans. Antennas & Propag.*, vol. 62, no. 2, pp. 609–620, Feb. 2014.
- [6] K.-K. Wong, K.-F. Tong, Y. Shen, Y. Chen, and Y. Zhang, "Bruce Lee-inspired fluid antenna system: Six research topics and the potentials for 6G," *Frontiers Commun. Netw.*, vol. 3, p. 853416, Mar. 2022.
- [7] K. Wong, K. Tong, Y. Chen, and Y. Zhang, "Closed-form expressions for spatial correlation parameters for performance analysis of fluid antenna systems," *Elect. Lett.*, vol. 58, no. 11, pp. 454–457, Apr. 2022.
- [8] M. Khammassi, A. Kammoun, and M.-S. Alouini, "A new analytical approximation of the fluid antenna system channel," *IEEE Trans. Wireless Commun.*, vol. 22, no. 12, pp. 8843–8858, Dec. 2023.
- [9] F. R. Ghadi, K.-K. Wong, F. J. Lopez-Martinez, and K.-F. Tong, "Copula-based performance analysis for fluid antenna systems under arbitrary fading channels," *IEEE Commun. Lett.*, vol. 27, no. 11, pp. 3068–3072, Nov. 2023.
- [10] F. R. Ghadi, K.-K. Wong, F. J. Lopez-Martinez, C. -B. Chae, K. -F. Tong, and Y. Zhang, "A Gaussian copula approach to the performance analysis of fluid antenna systems," arXiv preprint [arXiv:2309.07506](https://arxiv.org/abs/2309.07506), 2023.
- [11] X. Chen, D. W. K. Ng, W. H. Gerstacker, and H.-H. Chen, "A survey on multiple-antenna techniques for physical layer security," *IEEE Commun. Surv. & Tut.*, vol. 19, no. 2, pp. 1027–1053, Secondquarter 2017.
- [12] Z. Xiao, L. Zhu, L. Bai, and X.-G. Xia, *Array beamforming enabled wireless communications*, CRC Press, 2023.
- [13] K.-K. Wong and K.-F. Tong, "Fluid antenna multiple access," *IEEE Trans. Wireless Commun.*, vol. 21, no. 7, pp. 4801–4815, Jul. 2022.
- [14] K.-K. Wong, K.-F. Tong, Y. Chen, and Y. Zhang, "Fast fluid antenna multiple access enabling massive connectivity," *IEEE Commun. Lett.*, vol. 27, no. 2, pp. 711–715, Feb. 2023.
- [15] K.-K. Wong, D. Morales-Jimenez, K.-F. Tong, and C.-B. Chae, "Slow fluid antenna multiple access," *IEEE Trans. Commun.*, vol. 71, no. 5, pp. 2831–2846, May 2023.
- [16] F. R. Ghadi *et al.*, "Fluid antenna-assisted dirty multiple access channels over composite fading," *IEEE Commun. Lett.*, 2023.
- [17] H. Xu *et al.*, "Revisiting outage probability analysis for two-user fluid antenna multiple access system," *IEEE Trans. Wireless Commun.*, 2024.
- [18] H. Xu *et al.*, "Channel estimation for FAS-assisted multiuser mmWave systems," *IEEE Commun. Lett.*, 2023.
- [19] H. Xu *et al.*, "Capacity maximization for FAS-assisted multiple access channels," arXiv preprint [arXiv:2311.11037](https://arxiv.org/abs/2311.11037), 2023.
- [20] Y. Chen, S. Li, Y. Hou, and X. Tao, "Energy-efficiency optimization for slow fluid antenna multiple access using mean-field game," *IEEE Wireless Commun. Lett.*, 2023.
- [21] Y. Xu *et al.*, "Energy efficiency maximization under delay-outage probability constraints using fluid antenna systems," in *Proc. IEEE Statistical Signal Process. Workshop (SSP)*, pp. 105–109, 2-5 Jul. 2023, Hanoi, Vietnam.
- [22] K.-K. Wong, C.-B. Chae, and K.-F. Tong, "Compact ultra massive antenna array: A simple open-loop massive connectivity scheme," *IEEE Trans. Wireless Commun.*, 2023.
- [23] L. Tlebaldiyeva, G. Nauryzbayev, S. Arzykulov, A. Eltawil, and T. Tsiftsis, "Enhancing QoS through fluid antenna systems over correlated Nakagami- $m$  fading channels," in *Proc. IEEE Wireless Commun. Netw. Conf. (WCNC)*, pp. 78–83, 10-13 Apr. 2022, Austin, TX, USA.
- [24] J. D. Vega-Sánchez, L. Urquiza-Aguilar, M. C. P. Paredes, and D. P. M. Osorio, "A simple method for the performance analysis of fluid antenna systems under correlated Nakagami- $m$  fading," *IEEE Wireless Commun. Lett.*, 2023.
- [25] W. K. New, K.-K. Wong, H. Xu, K.-F. Tong, and C.-B. Chae, "Fluid antenna system: New insights on outage probability and diversity gain," *IEEE Trans. Wireless Commun.*, vol. 23, no. 1, pp. 128–140, Jan. 2024.
- [26] F. R. Ghadi, M. Kaveh, and K.-K. Wong, "Performance analysis of fluid antenna-aided backscatter communications systems," arXiv preprint [arXiv:2401.11820](https://arxiv.org/abs/2401.11820), 2024.
- [27] Z. Chai, K.-K. Wong, K.-F. Tong, Y. Chen, and Y. Zhang, "Port selection for fluid antenna systems," *IEEE Commun. Lett.*, vol. 26, no. 5, pp. 1180–1184, May 2022.
- [28] B. Tang *et al.*, "Fluid antenna enabling secret communications," *IEEE Commun. Lett.*, vol. 27, no. 6, pp. 1491–1495, Jun. 2023.
- [29] L. Zhu and K. K. Wong, "Historical review of fluid antenna and movable antenna," arXiv preprint [arXiv:2401.02362v2](https://arxiv.org/abs/2401.02362v2), 2024.
- [30] Z. Cheng *et al.*, "Enabling secure wireless communications via movable antennas," arXiv preprint [arXiv:2312.14018](https://arxiv.org/abs/2312.14018), 2023.
- [31] G. Hu, Q. Wu, K. Xu, J. Si, and N. Al-Dhahir, "Secure wireless communication via movable-antenna array," arXiv preprint [arXiv:2311.07104](https://arxiv.org/abs/2311.07104), 2023.

- [32] W. K. New, K.-K. Wong, H. Xu, K.-F. Tong, and C.-B. Chae, "An information-theoretic characterization of MIMO-FAS: Optimization, diversity-multiplexing tradeoff and  $q$ -outage capacity," *IEEE Trans. Wireless Commun.*, 2023.
- [33] W. K. New *et al.*, "Fluid antenna system enhancing orthogonal and non-orthogonal multiple access," *IEEE Commun. Lett.*, vol. 28, no. 1, pp. 218–222, Jan. 2024.
- [34] H. Jeon, N. Kim, J. Choi, H. Lee, and J. Ha, "Bounds on secrecy capacity over correlated ergodic fading channels at high SNR," *IEEE Trans. Inf. Theory*, vol. 57, no. 4, pp. 1975–1983, 2011.
- [35] R. B. Nelsen, *An introduction to copulas*, Springer, 2006.
- [36] M. Abramowitz and I. A. Stegun, "Handbook of mathematical functions," 1972.
- [37] F. R. Ghadi, M. Kaveh, and D. Martín, "Performance analysis of RIS/STAR-IOS-aided V2V NOMA/OMA communications over composite fading channels," *IEEE Trans. Intelligent Veh.*, 2023.
- [38] F. R. Ghadi and G. A. Hodtani, "Copula-based analysis of physical layer security performances over correlated Rayleigh fading channels," *IEEE Trans. Inf. Forensics and Security*, vol. 16, pp. 431–440, Aug. 2020.
- [39] M. H. Gholizadeh, H. Amindavar, and J. A. Ritcey, "On the capacity of MIMO correlated Nakagami- $m$  fading channels using copula," *EURASIP J. Wireless Commun. Netw.*, vol. 2015, no. 1, pp. 1–11, 2015.
- [40] F. R. Ghadi, F. J. Martín-Vega, and F. J. López-Martínez, "Capacity of backscatter communication under arbitrary fading dependence," *IEEE Trans. Veh. Technol.*, vol. 71, no. 5, pp. 5593–5598, May 2022.
- [41] C. Zheng, M. Egan, L. Clavier, G. W. Peters, and J.-M. Gorce, "Copula-based interference models for IoT wireless networks," in *Proc. IEEE Int. Conf. Commun. (ICC)*, pp. 1–6, 20–24 May 2019, Shanghai, China.
- [42] F. R. Ghadi and G. A. Hodtani, "Copula based performance analysis for one-hopping relay channel in wireless ad hoc network with correlated fading channels," *IET Signal Process.*, vol. 14, no. 8, pp. 551–559, 2020.
- [43] F. R. Ghadi and W.-P. Zhu, "Performance analysis over correlated/independent Fisher-Snedecor  $\mathcal{F}$  fading multiple access channels," *IEEE Trans. Veh. Technol.*, vol. 71, no. 7, pp. 7561–7571, Jul. 2022.
- [44] S. Choi, H. He, and P. K. Varshney, "Copula based dependence modeling for inference in RADAR systems," in *Proc. IEEE Radar Conf.*, pp. 197–202, 27–30 Oct. 2015, Johannesburg, South Africa.
- [45] F. R. Ghadi, F. J. López-Martínez, W.-P. Zhu, and J.-M. Gorce, "The impact of side information on physical layer security under correlated fading channels," *IEEE Trans. Inf. Forensics and Security*, vol. 17, pp. 3626–3636, Oct. 2022.
- [46] F. R. Ghadi and F. J. López-Martínez, "Performance analysis of SWIPT relay networks over arbitrary dependent fading channels," *IEEE Trans. Commun.*, 2024.