

Deliberate Exposure to Opposing Views and its Association with Behavior and Rewards on Political Communities*

Alexandros Efstratiou
University College London

Abstract

Engaging with diverse political views is important for reaching better collective decisions, however, users online tend to remain confined within ideologically homogeneous spaces. In this work, we study users who are members of these spaces but who also show a willingness to engage with diverse views, as they have the potential to introduce more informational diversity into their communities. Across four Reddit communities (*r/Conservative*, *r/The_Donald*, *r/ChapoTrapHouse*, *r/SandersForPresident*), we find that these users tend to use less hostile and more advanced and personable language, but receive fewer social rewards from their peers compared to others. We also find that social sanctions on the discussion community *r/changemyview* are insufficient to drive them out in the short term, though they may play a role over the longer term.

1 Introduction

Social media can widen democratic participation and promote information exchange [31]. However, they may also absorb users into online groups, potentially giving rise to uncivil interactions dominated by a select few users [18].

Constructive or deliberative interactions between people with diverse views can lead to higher-quality information exchange, even when such interactions are competitive [44, 45, 57]. However, online interactions mostly occur with homogeneous ideas and users (echo chambers) [12, 50, 54, 61], and when they do happen between users of opposing ideologies, they tend to be negative and unconstructive [5, 11, 32]. Moreover, political disagreements may lead users to disengage from politics [51] or to seek out views that reaffirm their initial beliefs [7, 55].

Users who are part of such homogeneous online groups but who otherwise demonstrate a willingness to partake in heterogeneous discussions can be a promising avenue for bringing new ideas into these groups, yet this remains understudied. Here, we set out to better understand these users and whether they tend to be penalized by their own communities, as this may limit their influence and participation. We operationalize such users as those who post or comment in the *r/changemyview* (CMV) subreddit, i.e., users who *deliberately* seek out and engage with opposing views, but who are also active in

political subreddits with more defined ideological alignments. We also seek to understand whether these users are resilient to social punishments when deliberating with others. Specifically, we pose the following research questions:

- RQ1** Do CMV participants receive fewer social rewards (i.e., net upvotes) in their home communities than non-participants?
- RQ2** What are the differences in the language used between CMV participants and non-participants, if any?
- RQ3** Can social punishments (i.e., downvotes) in discussion communities drive users out of these communities and into seclusion?

r/changemyview. CMV has been described as an “anti-echo chamber” [16]. Users make submissions asking other users to present arguments against an opinion they hold in the comments. Arguments must be made genuinely, and posting users must truly be willing to change their view. The community is heavily moderated for civility and engaging in good faith, and is in the top 150 most subscribed subreddits.¹ We rely on this community for our methodology as it characterizes a group of users who *deliberately* expose themselves to diverse views, either by inviting them or counter-arguing them, in a *civil* and *genuine* manner as mandated by the subreddit’s rules [28].²

Methodology. To address **RQ1**, we obtain data from four political Reddit communities (a.k.a., *subreddits*), which lie between the far left and far right of the political spectrum (*r/ChapoTrapHouse*; *CTH*, *r/SandersForPresident*; *SFP*, *r/Conservative*; *CON*, *r/The_Donald*; *TD*). In Section 4, we allocate each user to one of the four subreddits based on commenting activity. Then, from each community, we subset users who also participate in CMV, i.e., those who actively seek out opposing views. We match them to other similar users in their community and compare the net upvotes that they receive.

For **RQ2**, we analyze linguistic differences between CMV participants and other users in Section 5. We examine their language’s grade level using readability formulas, hostility as determined through Perspective API models, psychological traits using LIWC-22, and entities and topics they discuss.

*To appear at WWW 2024, please cite accordingly. Corresponding author: alexandros.efstratiou.20@ucl.ac.uk

¹<https://www.reddit.com/best/communities/1/>

²<https://www.reddit.com/r/changemyview/>

For **RQ3**, we utilize a full year of data for *all* users who appear in CMV (10.1M comments from 76.8K users) in Section 6. We obtain their user trails, looking at which subreddits they comment on and their comments’ scores. Using higher-order Markov chains, we compute transition probabilities from certain communities to others, given their history’s subreddits and scores.

Main findings. Overall, we find that CMV participants receive 2.53% to 19.22% fewer upvotes than non-participants in their home communities. They also differ in linguistic style, using higher-grade text, less hostile and confident but more personable and authentic language, and discussing slightly different topics.

Social sanctions are not enough to drive users out of CMV in the short term, although sustained sanctions over the longer term have a less clear role.

Our findings have several implications. First, though accepted by their communities, users with diversified exposure are not as popular. Thus, harnessing their openness by making their voices more prominent within their own spaces is an open challenge. Second, their language is more moderate, which could be linked to their lower popularity; efforts to make such language more normative over time may be fruitful. Finally, although disapproval does not drive users away in the short term, it may need to be balanced over the longer term to encourage continued engagement.

2 Related work

In this section, we cover work on why users are socially rewarded and the role of such rewards on engagement. Moreover, we look at the type of content that is preferred by denizens of online spaces.

Who is rewarded online? On Twitter, partisan content receives more engagement than bipartisan or neutral content [13], which suggests that more moderate voices or network “brokers” are penalized. Indeed, on the far-right, pro-Trump Reddit community *r/The_Donald*, the 1000 most upvoted comments in 2017 featured substantially more extreme and hateful speech than less-upvoted comments [14]. Furthermore, interviews with moderators of the Reddit community *r/AskHistorians*, which aims to provide accurate descriptions of historical events, reveal that visitors of the community tend to mostly upvote comments which seem attractive and align with their biases, while more accurate comments receive fewer upvotes [15]. On the other end, users who eventually leave the conspiracy-minded QAnon community begin to receive lower net scores on their dissenting comments leading up to their departure [40]. Petruzzellis et al. [39] report that opinion changes as a result of CMV discussions can also lead a user to leave or join other Reddit communities, suggesting that user behavior (and by extension the rewards received) may be related to the user’s willingness to engage with other views.

The role of rewards on engagement. Users may look at their own comments’ scores to gauge support from their community [24], therefore, these scores can affect their engage-

ment. Some Reddit users express negative sentiment after being downvoted, but positive sentiment after being upvoted [10]. Surveys reveal that comment score and user status are motivating factors behind why Reddit users may choose to participate in discussions on the platform [35].

Scores may also affect engagement on social Q&A sites, e.g., Stack Exchange. Upvotes on answers are linked with more subsequent contributions [56], while new users may decide whether to continue participating in such sites based on the scores that their questions receive [26]. However, in some situations, the opposite effect holds; upvotes may reduce contributions, perhaps because users do not want to risk their good reputation, while downvotes may motivate users to improve their scores by engaging more [36].

Current literature gaps. Existing work demonstrates that more neutral or disagreeable users receive fewer rewards from others [13, 40], and how such rewards or sanctions motivate users’ engagement [10, 35]. Yet, it remains unclear whether members of communities with specific narratives but who are otherwise willing to engage with broader views through good-faith discussions are penalized by their peers.

These users are important to understand, as they may be uniquely positioned to bring more diverse ideas into their communities or normalize more open-minded language [9]. This is especially pertinent given that people are often secluded in specific groups [61] or turn hostile when engaging with other-minded people [11, 32], thus making them apprehensive of influence from “outsiders” [60]. At the same time, it is worth studying whether social rewards can affect engagement even in communities that are specifically designed for wide-ranging discussions (and thus run a high risk of encountering disagreement), as this may carry implications for how online deliberations are enacted. In this paper, we aim to address both of these gaps.

3 Dataset

We obtain data from a far-left (*r/ChapoTrapHouse*; CTH), a moderate-left (*r/SandersForPresident*; SFP), a moderate-right (*r/Conservative*; CON), and a far-right (*r/The_Donald*; TD) subreddit, using the Pushshift API [3]. CTH and TD were banned in 2020 for Reddit rule violations, including promoting violence. We collect data between July 20th, 2016, which is the creation of the youngest subreddit among the four (CTH), and December 31st, 2019. We choose these four subreddits because preliminary analyses revealed that they are all among the top 20 political subreddits³ in terms of participating users, and they all have specific accepted narratives. TD and SFP advocate for Donald Trump and Bernie Sanders, while CON and CTH espouse conservatism and anti-capitalism, respectively.

In addition, we collect one year of data for all users who appear in CMV between January 1st and December 31st. Table 1 is a description of these datasets.

³We define a political subreddit as any subreddit in which 50% or more of the comments are political, as determined by Rajadesingan et al. [43].

Dataset	Sub	#comments	#authors	Dates
A	TD	37.7M	545K	Jul 16-Dec 19
	CTH	7.00M	108K	
	CON	2.17M	140K	
	SFP	1.31M	146K	
	total	48.2M	799K	
B	CMV	10.2M	76.9K	Jan-Dec 18

Table 1: Data description.

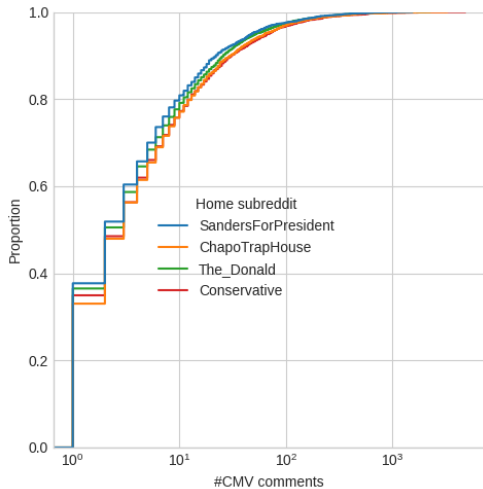


Figure 1: ECDF of number of CMV comments per participant.

4 Penalties to CMV Participants

In this section, we compare comment scores between users who deliberately expose themselves to opposing views (i.e., CMV participants) and others. We treat any user who has made at least one comment *or* submission on CMV as a participant, and a non-participant otherwise. Due to subreddit rules, users who make submissions must also comment and respond to other users under their submission. Though it could be argued that submitters and commenters differ in their motivation for engaging, we are able to replicate our main analyses when excluding submitters. Thus, we treat CMV participants as those with either submissions or comments in the subreddit throughout the rest of the paper. Figure 1 shows the Empirical Cumulative Distribution Function (ECDF) of the number of comments made on CMV by CMV participants across the four subreddit homes.

4.1 User Allocation and Matching

Following previous work [1, 12, 43], we assign users to one of the four subreddits as their “home” if, within our data pool, they have the majority of their comments *and* an overall score above 1 (Reddit’s default comment score) there.

To obtain comparable *case* (i.e., CMV participant) and *control* (i.e., non-participant) groups, we follow a similar matching approach to Phadke et al. [41]. First, we subset all users per subreddit who *also* appear in CMV. This forms our four

case sets. All other home users for each subreddit are potential controls for the respective subreddit’s case set. We then match cases to potential controls on 7 features: total comments during the 1) observation and 2) pre-observation period, proportion of comments in their home subreddit during 3) observation and 4) pre-observation, total subreddits commented in during 5) observation and 6) pre-observation, and 7) date of their first comment (to the nearest day). We only consider activity on political subreddits [43].

Based on these features, we conduct nearest-neighbor Mahalanobis distance matching with replacement. We remove pairs which contain bots (see Appendix A), although sensitivity analyses reveal almost identical results when including bots. To assess matching robustness, we obtain Standardized Mean Differences (SMDs) between the case and control sets for each subreddit and across each matching feature. SMDs below 0.20-0.25 [27, 41, 49] generally indicate good matching. No SMD exceeds 0.15 for any feature, indicating robust matching (Table 2).

4.2 Validation Study

Before proceeding, we validate the meaningfulness of the distinction between CMV participants and non-participants in each subreddit. We follow a method by Garimella et al. [13], who assess users’ degree of partisanship by analyzing the political leaning of news sources that they share as labelled by Bakshy et al. [2]. Since CMV participants should be less partisan (more open-minded), we expect that they will share news in a less one-sided manner.

Bakshy et al. [2] assign model predictions between -1 (fully left) and 1 (fully right) to the top 500 domains on Facebook in the first half of 2014. We reinforce this with a more recent 2019 dataset [53], which presents bias ratings for 548 sources labeled by human assessors from AllSides Media Bias. Ratings have 5 categories, from -2 (very left) to 2 (very right), with 0 indicating center. We transform the Bakshy et al. dataset into this categorical scale by splitting the continuous scores into 6 even bins (and taking the two middle bins to be center). For domains that are in both datasets but have different scores, we keep the human-assessed AllSides score. Excluding duplicates, we consider 795 domains.

We extract URLs from every comment that users post in any subreddit across the observation period, and take the mean domain score across all comments for each group per subreddit. We also do this for fully random samples of users as an additional validation layer ($N_{random} = N_{cases}$). As expected, cases are less biased than controls and random users in every subreddit; that is, left-leaning cases (CTH and SFP) post less left-leaning, and right-leaning cases (CON and TD) post less right-leaning URLs than control or random users (Table 3). This also holds when measuring bias at the user, instead of the comment level.

Note that the vast majority of the top 12 most-visited outlets [37] receive a left-leaning score (CNN, NYT, NBC/M-SNBC, WaPo, BuzzFeed, CBS, ABC, HuffPost), with only one (Fox) being right-leaning and three (NPR, USA Today, MSN) being center. This might explain the seemingly para-

Subreddit	1st comment	Standardized Mean Difference							
		Observation			Pre-Observation			#cases	#controls
		#comments	%home	#subs	#comments	%home	#subs		
r/The_Donald	-0.03	0.05	-0.03	0.11	0.03	0.02	0.05	19948	17640
r/Conservative	-0.03	0.06	0.01	0.15	0.03	0.02	0.07	8854	7231
r/SandersForPresident	-0.04	0.08	0.04	0.14	0.05	0.02	0.08	8026	6679
r/ChapoTrapHouse	-0.04	0.05	-0.02	0.11	0.03	N/A	0.07	6251	5339

Table 2: SMDs for every feature across all subreddits. Notice the N/A value in home comments for the pre-observation period in r/ChapoTrapHouse because the subreddit did not exist then.

Subreddit	M_{case}	$M_{control}$	M_{random}
TD	-0.03	0.32	0.56
CON	-0.27	-0.01	0.18
SFP	-0.73	-0.78	-0.80
CTH	-0.79	-0.84	-0.86

Table 3: Mean source bias. All differences between cases and controls are significant at the 0.05 level.

doxical, near-neutral score of TD cases and CON controls, and the left-leaning score of CON cases (i.e., they likely simply share more mainstream sources than others). Due to our user matching, controls are also more moderate than random samples. Overall, this check validates that CMV participants are less partisan than controls or random users.

4.3 Differences in Rewards

Next, we compare the average comment scores (i.e., upvotes minus downvotes) between cases and controls for each subreddit. For robustness, we perform both parametric (value-based) and non-parametric (rank-based) comparisons. For non-parametric inference, we perform Mann-Whitney U tests. In cases of violation of the equality of variances assumption (i.e., significant Levene’s tests), we corroborate this with a further median test.

We show non-parametric results in Table 4. Control users have significantly higher mean ranks than case users in all subreddits meaning that they receive higher scores, except for CON, which is marginally non-significant. However, despite statistically significant differences in 3 out of 4 subreddits, all effect sizes are very small (Cohen’s $d < 0.2$).

For parametric inference, we perform a 1000-iteration bootstrapping t-test procedure on re-samples of our data, correcting for violations in equality of variance where necessitated by the resampling for that iteration. We do this for both non-transformed and log-transformed versions of our data, as log-transformations bring the original power distribution closer to the t-distribution. We show parametric results in Table 5, which mostly corroborate our non-parametric tests. Controls have significantly higher mean upvotes per comment compared to cases in all subreddits, with the exception of CON in the non-transformed analysis. Once again, the effect sizes are small.

As an additional robustness check, we perform regression analyses with robust standard errors and Huber loss for de-

weighting outliers to observe whether user type has an effect on comment scores while controlling for all matching features. User type shows a consistently significant effect on comment scores above and beyond matching features in all four subreddits; this variable also consistently shows the strongest effect.

Altogether, CMV participants receive fewer social rewards than non-participants. The effect sizes are small, which suggests that cases and controls have high distribution overlap in middle values, but low overlap in extreme values at the long tails; in other words, control users possess the highest-ranked comments. Therefore, despite the small effect sizes, controls may have a substantially higher potential for influence within their communities. This is because extremely popular content is likely to receive even more engagement in a “rich-get-richer” phenomenon [19, 20, 48], meaning that more community members will be exposed to these highly-upvoted comments.

5 Linguistic Differences

Next, we analyze linguistic differences between CMV participants and non-participants. Specifically, we look at: 1) ease of readability, 2) hostility (toxic, profane, or insulting language), 3) psychological traits (analytical, authentic, and confident language), and 4) topics.

5.1 Readability

Readability tests return a US school grade level (e.g., 4, 5), denoting that the text would be easily understood by an average 4th, 5th, etc. grader. Most require at least 100 words per text, thus, we filter out comments with fewer words than this; we show how many are retained in Table 6. In all subreddits, case users post more long texts than control users, both in absolute and relative terms.

Using Python’s `textstat` library, we obtain a readability grade level for each comment using 8 different formulas (see Appendix B). We then take the modal grade level across all formulas for each comment. As this data is ordinal, we use Mann-Whitney U tests to assess differences between the ranks of cases and controls, with further median tests where equality of variances is violated.

The mean rank of cases is significantly higher than the mean rank of controls for all four subreddits, suggesting that comments made by CMV participants are overall more difficult to read in terms of grade level (Table 7). Again, all effect sizes

Subreddit	EoV	Case		Control		Mann-Whitney		Median test	
		Median	Mean rank	Median	Mean rank	Cohen’s d	p	Stat	p
r/The_Donald	False	3.91	18375	4.11	19269	0.082	< 0.0001	41.43	< 0.0001
r/Conservative	True	5.14	7979	5.40	8121	0.030	0.054	N/A	N/A
r/SandersForPresident	False	4.00	7171	4.53	7571	0.094	< 0.0001	23.40	< 0.0001
r/ChapoTrapHouse	True	9	5567	10.27	6064	0.148	< 0.0001	N/A	N/A

Table 4: Medians, mean ranks, and statistics for non-parametric tests of upvotes by group. EoV is True if the equality of variances assumption is met and False otherwise, in which case we follow the Mann-Whitney test up with a median test.

Sub	M_{case} (G)	M_{ctrl} (G)	%diff (G)	t (log)	d (log)
TD	6.54 (1.37)	7.54 (1.45)	14.20 (5.67)	** -3.06 (***) -8.16	0.032 (0.087)
CON	9.38 (1.64)	9.62 (1.67)	2.53 (1.81)	-0.80 (* -1.94)	0.013 (0.032)
SFP	8.42 (1.47)	10.21 (1.58)	19.22 (7.21)	*** -4.33 (***) -5.78	0.072 (0.10)
CTH	12.25 (2.04)	13.29 (2.19)	8.14 (7.09)	*** -3.78 (***) -7.71	0.07 (0.149)

Table 5: Overall means and parametric test statistics of upvotes by group based on 1000-iteration bootstraps. G refers to geometric means, and log refers to log-transformed analyses. $*p \leq 0.05$, $**p \leq 0.01$, $***p \leq 0.001$. P-values calculated based on N iterations where $M_{case} > M_{control}$. %diff = percentage difference. d = Cohen’s d .

Sub	Case			Control		
	#ret	#total	%ret	#ret	#total	%ret
TD	88.2K	2.31M	3.82	73.2K	2.51M	2.92
CON	30.3K	329K	9.21	19.6K	241K	8.12
SFP	18.5K	152K	12.14	9.85K	104K	9.48
CTH	47.2K	948K	4.98	40.0K	919K	4.34
ovrl	184K	3.74M	4.91	143K	3.77M	3.79

Table 6: Absolute (#) and relative (%) numbers of retained (ret) texts (≥ 100 words) for readability analysis.

are fairly small, but they are comparatively larger for the non-extreme subreddits (CON and SFP).

5.2 Hostility Attributes

Our next analysis focuses on whether non-participants use more hostile language than CMV participants. Specifically, we examine whether there are significant differences in the proportion of toxic, insulting, or profane comments between case and control groups for each subreddit. To that end, we use three models from Google Jigsaw’s Perspective API [25]:

1. *Severe Toxicity*, defined as “a very hateful, aggressive, disrespectful comment or otherwise very likely to make a user leave a discussion or withhold their perspective.”
2. *Insult*, defined as an “insulting, inflammatory, or negative comment towards a person or a group of people.”
3. *Profanity*, defined as “swear words, curse words, or other obscene or profane language.”

Although Perspective is sensitive to adversarial text [22], it outperforms alternative models [59] and has been found to be suitable for Reddit content [8, 42, 58]. The models return values ranging from 0 to 1. We classify a text as having the respective attribute if it has a score of ≥ 0.8 for all models, which is adequately high to avoid false positives [21, 29].

With this classification, we obtain one contingency table per attribute for each subreddit (12 tables in total), on each of which we perform chi-square tests (Table 8). We apply Bonferroni corrections as we make 3 comparisons with each population; thus, we interpret significance at $p = 0.017$.

In 9 out of 12 comparisons, we detect significantly more hostile language in controls compared to cases. The opposite holds for profanity in CTH; CMV participants in this subreddit use more swear words. CON’s and TD’s controls are more hostile than cases in all attributes and also show the biggest differences overall. Every attribute is more frequent among control users in 3 out of 4 subreddits.

An exception is that CTH cases use more profanity than controls. CTH is the most profane subreddit out of the four, with 14.7% of all comments across both groups of users being flagged for profanity. Based on a manual inspection, this profanity is often used in a non-malicious manner. Therefore, this finding may be due to swear words being a fairly normative method of communication within this particular subreddit.

5.3 Psychological Traits in Language

Next, we examine psychological dimensions in users’ language using three of LIWC-22’s [6] summary metrics (Analytic, Authentic, Clout); LIWC has been used with Reddit data in prior work [1, 20, 34]. Analytic reflects formal and logical language; Authentic reflects the degree to which the user avoids adjusting language to fit their social environment; and Clout reflects the confidence and social status expressed in the user’s writing [38]. As LIWC relies on a dictionary approach, we filter out comments with fewer than 10 words in these analyses. For robustness, we perform both parametric and non-parametric comparisons of text scores between cases and controls for all three traits, which we show in Table 11.

Once again, we find consistent patterns across all four subreddits. As expected, control users are higher in Clout (all $p < 0.001$), which indicates that they express more confidence

Subreddit	EoV	Case		Control		Mann-Whitney		Median test	
		Median	Mean rank	Median	Mean rank	Cohen’s d	p	Stat	p
r/The_Donald	True	9	80966	9	80412	0.012	0.016	N/A	N/A
r/Conservative	False	9	25405	9	24211	0.081	< 0.0001	59.31	< 0.0001
r/SandersForPresident	False	9	14441	9	13629	0.095	< 0.0001	39.17	< 0.0001
r/ChapoTrapHouse	False	11	44276	10	42682	0.063	< 0.0001	57.33	< 0.0001

Table 7: Medians, mean ranks, and statistics for non-parametric tests of readability by group. EoV is True if the equality of variances assumption is met and False otherwise, in which case we follow the Mann-Whitney test up with a median test.

Sub	Attr	χ^2	↑group
CTH	Insult	***22.39	Control
	Profanity	**14.64	Case
	Toxicity	1.43	N/A
CON	Insult	***1558.71	Control
	Profanity	***685.90	Control
	Toxicity	***153.55	Control
SFP	Insult	0.06	N/A
	Profanity	**9.39	Control
	Toxicity	***24.04	Control
TD	Insult	***490.49	Control
	Profanity	***684.63	Control
	Toxicity	***725.52	Control

Table 8: Chi-square results for Perspective attributes per subreddit. *** $p < 0.0001$, ** $p < 0.017$, * $p < 0.05$. ↑ indicates which group has a higher observed frequency of the attribute compared to the expected frequency. N/A = non-significant.

and social status in their comments. However, contrary to our expectations, control users are also higher in their use of Analytic language (all $p < 0.001$). At the same time, case users use more Authentic language (all significant at the Bonferroni-corrected $p < 0.017$ cutoff, with the exception of SFP’s parametric corroboration).

Taken together, the LIWC analysis reveals that CMV participants may not adjust their language to suit their social environment as much as non-participants do; this could partly explain the comparably fewer social rewards they garner, as self-monitoring in this way is associated with better impression management and likeability [52]. At the same time, non-participants write with more confidence, which can also lead to more positive evaluations by others [33]. Though we expected CMV participants to also use more analytical language, which demonstrates more logical thinking patterns, due to their engagement in formal argumentation, we observe the opposite effect. Based on a manual inspection of the data, this may be because texts higher in this trait tend to also exhibit more confidence, something that case users are generally lower on; for context, we provide representative texts per LIWC category and subreddit in Appendix C. Thus, CMV participants may use more personable language compared to the more formal language of non-participants, perhaps because formal language is more normative within the political spaces we study.

5.4 Topic Extraction

Next, we compare the topics that cases and controls discuss in each subreddit using Latent Dirichlet Allocation (LDA) [4]. We remove URLs and stopwords, lemmatize the text, extract bigrams, and apply Term Frequency-Inverse Document Frequency weights. Then, we iterate the number of topics hyperparameter from 5 to 15 and extract the number which produces the highest coherence score for each group (ranging from 7 to 15 topics). Due to space constraints, we only show our *interpretations* for the top 10 topics extracted per group in Table 10. We present the full topics (and constituent words) in a Google Sheet.⁴

The topic analysis affords a more grounded understanding of users’ discussions. In CTH, cases do not stray too far from political subjects. Contrasting, controls additionally discuss art forms like movies and podcasts, while also hinting towards emotional states like disdain towards critics. SFP users are more expressly political, although control users also veer into more abstract concepts such as voicing doubts and corruption concerns mostly about the right. In TD, topics often concern “others”; however, “others” mostly mean political opponents with case users (e.g., topic 5 which refers to Hilary Clinton), while they refer to other religions and countries with control users (e.g., topics 5 and 8). With CON, we see that case users pick up on more narrow conservative talking points (abortion, guns, justice system), whereas controls adopt a more general view (e.g., right vs. wrong in topic 3 and conservative values in topic 7) with the exception of topic 6 on immigration specifically. TD and CTH topics feature substantially more profanity than the more moderate subreddits. Overall, differences between case and control users range from an explicit topical focus on politics to the topics’ level of abstraction. In Appendix D, we also analyze the named entities discussed by cases and controls. However, we do not find substantial differences in the entities or types of entities mentioned.

5.5 Inferences from Linguistic Analyses

In this section, we demonstrate that CMV participants use more moderate language compared to their peers. Based on readability analyses, they use more advanced language, while also being less hostile in their communications as examined through the Perspective API. LIWC analyses reveal that they are friendlier and more authentic, but less formal and confi-

⁴<https://docs.google.com/spreadsheets/d/e/2PACX-1vRvanN-nTJ-DesPWxLmk56OjAOoQFNUPTKccFx35dobIGaEVjzstUzUt9ae2XaNEA/pubhtml>

sub	#cases	#controls	trait	M_{case}	$M_{control}$	Mdn_{case}	$Mdn_{control}$	t (d)	ΔM_{rank} (d)
TD	1.45M	1.51M	Analytic	42.65	43.97	38.91	39.7	***-34.21 (0.04)	***-32.9K (0.038)
			Authentic	38.43	37.85	26.78	24.32	***13.87 (0.016)	***18.7K (0.022)
			Clout	47.87	48.96	40.06	40.06	***-25.94 (0.03)	***-25.9K (0.03)
CTH	609K	578K	Analytic	43.97	45.39	39.7	42.89	***-23.21 (0.043)	***-14.4K (0.042)
			Authentic	39.9	39.74	30.98	30.98	**2.43 (0.004)	**2.11K (0.006)
			Clout	43.93	44.18	40.06	40.06	**3.72 (0.007)	***-2.47K (0.007)
CON	251K	185K	Analytic	42.3	43.19	38.85	39.7	***-9.1 (0.028)	***-3.5K (0.028)
			Authentic	39.65	38.46	30.98	28.56	***11.13 (0.034)	***4.84K (0.038)
			Clout	45.33	47.05	40.06	40.06	***-16.18 (0.05)	***-6.17K (0.048)
SFP	123K	79.6K	Analytic	41.57	43.34	37.99	39.7	***-12.42 (0.056)	***-3.23K (0.054)
			Authentic	38.41	38.85	29.13	28.56	0.68 (0.003)	**700 (0.012)
			Clout	45.52	46.39	40.06	40.06	***-5.58 (0.025)	***-1.38K (0.023)

Table 9: Descriptive and inferential statistics for LIWC analyses. Where equality of variances is violated, t is obtained using a Welch test. #cases and #controls refer to the number of comments retained in analyses per group. ΔM_{rank} = difference in mean ranks used in non-parametric Mann-Whitney U tests. *** $p < 0.0001$, ** $p < 0.017$, * $p < 0.05$.

sub	group	topic 0	topic 1	topic 2	topic 3	topic 4	topic 5	topic 6	topic 7	topic 8	topic 9
CTH	case	und	und	voting	far left	upset	liberals	politics	israel	society	zizek
	control	und	und	economy	obama	und	disdain	america	podcasts	movies	mockery
SFP	case	sanders	posting	medicare	election	ideology	right	russia	-	-	-
	control	sanders	primary	election	medicare	socialism	voting	companies	right	doubt	corruption
TD	case	und	posting	race	america	voting	emails	corruption	govt	trump	election
	control	und	und	memes	election	mockery	islam	trumpism	opposition	non-us	mobilize
CON	case	und	govt	abortion	voting	politics	internet	reddit	guns	justice	media
	control	voting	govt	taxes	morality	satire	media	us border	con values	-	-

Table 10: Topic interpretations by group. *Und* stands for undefined; most of these topics reflect colloquial exchanges, i.e., vague words (e.g., thanks, please, good) and/or profanity. “Politics” = references to *both* the left and right. “Posting” = online activity. “Right” refers to the *political* right.

dent. The topics they discuss are seemingly less abstract and more explicitly political. While these language aspects may be influenced from one another (e.g., the topics that CMV participants choose to engage in may necessitate more moderate language), we nonetheless provide an in-depth linguistic profile of these users, which could be a potential factor behind the fewer social rewards they accumulate.

6 Persistence Against Downvotes

Next, we address whether downvotes can drive users out of discussion communities to seek approval elsewhere, e.g., in their home communities. We obtain all comments between January 1st and December 31st, 2018, for any user who posted at least one comment in CMV during this period (excluding bots). This yields 10.1M comments made by 76.8K authors across 792 subreddits (including CMV).

We build trails for every user and split these into separate sessions when over 8 hours elapse between two successive comments. For robustness, we also split at 4, 12, and ∞ hours (i.e., no splits). We note each comment’s subreddit (CMV, home, or other) and score (downvoted, upvoted, or neutral). “Home” here means the top 3 subreddits where the user has most of their comments, as we find that ~99% of users have at

least 50% of their comments in ≤ 3 subreddits.

This creates 9 possible subreddit-vote combinations, which we treat as *states* in a higher-order Markov chain. Between 1 - 8, we find the lowest (optimal) Bayesian Information Criterion (BIC) at the 4th order. However, we also conduct analyses at the 3rd order as a sensitivity check. We only retain user trails of size $\geq N + 1$, where $N = \text{order}$.

Regardless of score, users are always most likely to stay within their current community. For example, in the 3rd-order chain, the 27 histories with the highest probability of resulting in any given community are the 27 possible combinations of comment votes *in that community*, which yield recurrence probabilities between 91.1% and 97.8%. In fact, 3 consecutive downvotes result in 0.4%, 0.5%, and 2.6% *higher* probabilities of staying in CMV, home, and other, respectively, than 3 consecutive upvotes. Figure 2, which is the first-order transition matrix, demonstrates this tendency.

This pattern is also reflected in Figure 3, where we simulate the average user’s trail over 1000 comments starting with a random history and plot the “decomposed” resulting states. While votes highly fluctuate, there are no commensurate (lagged) fluctuations for communities. The long flat periods indicate that commenters tend to stay in the same community, regardless of votes.

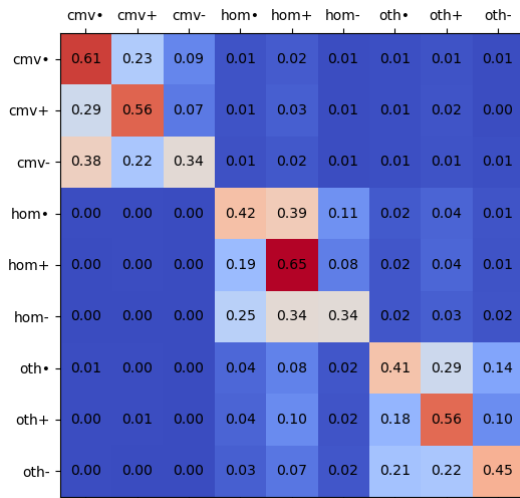


Figure 2: First-order transition matrix with 8-hour interruptions. +, -, and • show upvoted, downvoted, and neutral comments, respectively.

Overall, this analysis suggests that disagreement or social punishments are not enough to drive users away from conversations. Instead, users mostly “stand their ground.” This seems to apply even when a user’s very first comment in the community is downvoted (see Appendix E.1). However, downvotes may still play a partial role over the longer term (see Appendix E.2).

7 Discussion and conclusion

In this work, we provide a deeper understanding of users who expose themselves to diverse views. These users are a potential avenue for introducing new ideas into communities with established narratives, therefore, we argue that they are important to study. Specifically, we examine their treatment (sanctions and rewards) by their own communities, how this may be related to the language they use, as well as whether sanctions and rewards play a role in their engagement with discussion communities themselves.

7.1 Implications

Here, we reiterate our findings and explain their implications.

Rewarding bias. To answer RQ1, CMV participants receive fewer social rewards than non-participants, which contextualizes previous findings around users’ preference for extremity [14] and partisanship [13]. This suggests that communities prefer users who fully comply with established narratives, as their comments may more adequately satisfy the wider communities’ biases [15].

It is important to reiterate that CMV participants are not *punished* by their communities, but rather, simply receive fewer rewards. However, Reddit post popularity operates on “rich-get-richer” mechanisms [19, 20, 48], where upvotes result in more exposure, more upvotes, and so on. This could mean that CMV participants are less able to influence their

communities’ norms compared to their peers. Thus, a potential problem that de-polarization scholars can examine is not the ostracization of these users per se, but rather, finding ways of making their (already accepted) voices more influential within their communities.

Costs of being moderate. With regards to RQ2, CMV participants’ language is more personable and advanced and less hostile and confident, with less abstract topical foci. Given that extremity is rewarded in some communities [14], this might mean that more moderate and friendlier language puts users at a disadvantage in receiving social rewards. Thus, a potential risk is that users may be motivated to be more extreme and appear more confident in order to receive more approval from their peers, which can harm the quality of discussions taking place within the community.

Overall, this presents a challenge in that it may be moderation itself that attracts fewer social rewards, but once again, it is not *penalized* per se. In light of this, it may be more fruitful to examine pathways of making such language normative over the longer term, rather than immediately attempting to introduce it within communities.

Social approval in discussion communities. For RQ3, users mostly tend to stay in their current communities in the short term, regardless of their comments’ scores. However, it is unclear whether these scores have an effect over the longer term.

These findings show that users are keen to “stand their ground,” which is generally optimistic; CMV participants are, at least in the short term, resilient to disapproval of their views, which is an important aspect of online deliberation. Discussions between such users are unlikely to be cut short simply due to perceived disapproval, which may allow the conversing parties to adopt new views. This is antithetical to findings from prior work [7, 26], although this may be expected as we are specifically focusing on a community where disagreement is welcomed.

7.2 Limitations and Future Work

Our work is not free from some limitations which we discuss here, along with how these could be rectified in future work.

Causality and confounders. As we observe naturally-occurring phenomena, we cannot ascribe a direction to these effects, e.g., whether it is users’ exposure to opposing views that cause their comment scores/sophisticated language or vice-versa, or if it is a third factor driving these patterns. Moreover, inaccessible deleted content in the data could warp our findings. Strictly controlled experiments, established precedence of events, or user-reported data alongside digital trace data may be required in future work.

User open-mindedness. Though CMV participants are likely to be open-minded, this does not *necessarily* mean that non-participants are the opposite. Future work could employ other methods of classification; for example, overall bias in the news links that users provide [13] (keeping in mind that some links may be shared disingenuously), or detecting and studying more discussion subreddits.

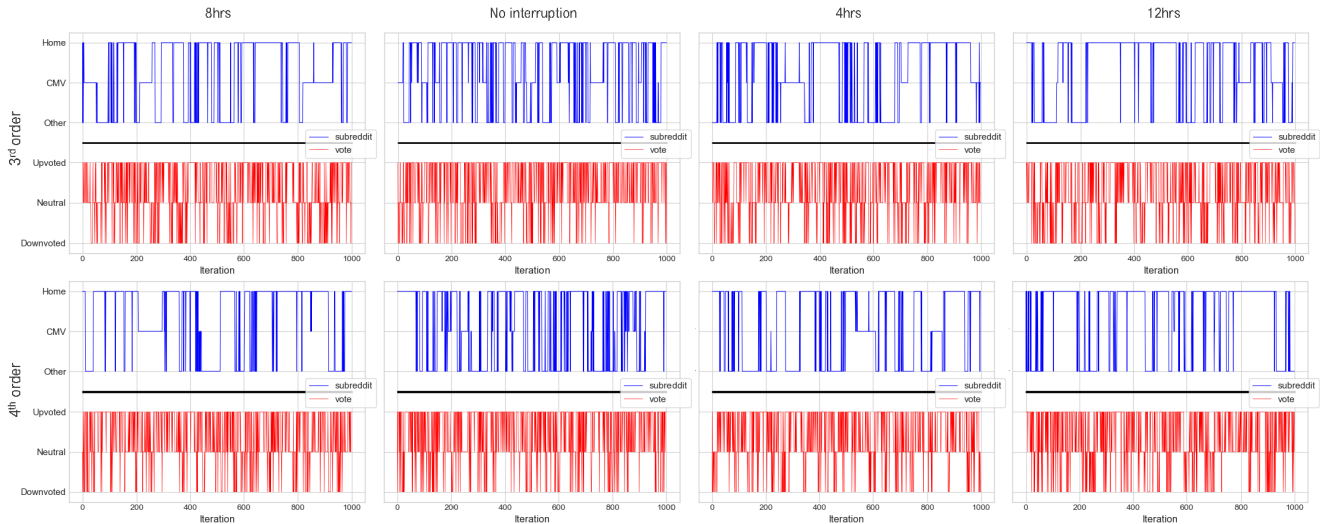


Figure 3: 1000-comment Markov chain simulations with all configurations. Community fluctuations are higher with no interruption as each session’s starting community is picked randomly. Unsurprisingly, users spend most of their time at home.

What kind of engagement? For our user trail analyses, we were mostly concerned with *whether* the users continued to engage in CMV, but not the *quality* of such discussions. Future work could explore this further, by examining whether users may become more subjective, hostile, or negative following a downvote even within these otherwise open-minded communities.

8 Ethical Statement

This work received ethical approval from UCL’s Research Ethics Committee (Project ID: 19379/001). We only use data that is in the public domain, and do not attempt to de-anonymize or track users.

Acknowledgments

The author would like to thank Emiliano De Cristofaro and Christos Perivolaropoulos for their feedback on earlier drafts, and the anonymous reviewers for their helpful comments which substantially improved the paper. This work was partially funded by the UK EPSRC grant EP/S022503/1, which supports the UCL Centre for Doctoral Training in Cybersecurity. Any opinions, findings, conclusions, or recommendations expressed in this work are those of the author and do not necessarily reflect the views of the funder.

References

[1] J. An, H. Kwak, O. Posegga, and A. Jungherr. Political Discussions in Homogeneous and Cross-Cutting Communication Spaces. *Proceedings of the International AAAI Conference on Web and Social Media*, 13:68–79, July 2019. ISSN 2334-0770. URL <https://ojs.aaai.org/index.php/ICWSM/article/view/3210>.

[2] E. Bakshy, S. Messing, and L. A. Adamic. Exposure to ideologically diverse news and opinion on Facebook. *Science*,

348(6239):1130–1132, June 2015. ISSN 0036-8075, 1095-9203. doi: 10.1126/science.aaa1160. URL <https://science.sciencemag.org/content/348/6239/1130>. Publisher: American Association for the Advancement of Science Section: Report.

[3] J. Baumgartner, S. Zannettou, B. Keegan, M. Squire, and J. Blackburn. The Pushshift Reddit Dataset. *Proceedings of the International AAAI Conference on Web and Social Media*, 14:830–839, May 2020.

[4] D. M. Blei, A. Y. Ng, M. I. Jordan, and J. Lafferty. Latent Dirichlet Allocation. *Journal of Machine Learning Research*, 3(4/5):993–1022, May 2003. ISSN 15324435. URL <https://search.ebscohost.com/login.aspx?direct=true&AuthType=ip,shib&db=bth&AN=12323372&site=ehost-live&scope=site&custid=s8454451>. Publisher: Microtome Publishing.

[5] A.-M. Bliuc, L. G. E. Smith, and T. Moynihan. “You wouldn’t celebrate September 11”: Testing online polarisation between opposing ideological camps on YouTube. *Group Processes & Intergroup Relations*, 23(6):827–844, 2020.

[6] R. L. Boyd, Ashwini Ashokkumar, S. Seraj, and J. W. Pennebaker. The Development and Psychometric Properties of LIWC-22. 2022. doi: 10.13140/RG.2.2.23890.43205. URL <https://rgdoi.net/10.13140/RG.2.2.23890.43205>. Publisher: Unpublished.

[7] J. Bright, N. Marchal, B. Ganesh, and S. Rudinac. How Do Individuals in a Radical Echo Chamber React to Opposing Views? Evidence from a Content Analysis of Stormfront. *Human Communication Research*, 48(1):116–145, Jan. 2022. ISSN 0360-3989. doi: 10.1093/hcr/hqab020. URL <https://doi.org/10.1093/hcr/hqab020>.

[8] Y. Y. Chong and H. Kwak. Understanding Toxicity Triggers on Reddit in the Context of Singapore. *Proceedings of the International AAAI Conference on Web and Social Media*, 16:1383–1387, May 2022. ISSN 2334-0770. doi: 10.1609/icwsm.v16i1.19392. URL <https://ojs.aaai.org/index.php/ICWSM/article/view/19392>.

[9] C. Danescu-Niculescu-Mizil, R. West, D. Jurafsky, J. Leskovec, and C. Potts. No country for old members: user lifecycle and linguistic change in online communities. In *Proceedings of*

- the 22nd international conference on World Wide Web, WWW '13*, pages 307–318, New York, NY, USA, May 2013. Association for Computing Machinery. ISBN 978-1-4503-2035-1. doi: 10.1145/2488388.2488416. URL <https://dl.acm.org/doi/10.1145/2488388.2488416>.
- [10] J. L. Davis and T. Graham. Emotional consequences and attention rewards: the social effects of ratings on Reddit. *Information, Communication & Society*, 24(5): 649–666, Apr. 2021. ISSN 1369-118X. doi: 10.1080/1369118X.2021.1874476. URL <https://doi.org/10.1080/1369118X.2021.1874476>. Publisher: Routledge eprint: <https://doi.org/10.1080/1369118X.2021.1874476>.
- [11] G. De Francisci Morales, C. Monti, and M. Starnini. No echo in the chambers of political interactions on Reddit. *Scientific Reports*, 11(1):2818, Dec. 2021. ISSN 2045-2322. doi: 10.1038/s41598-021-81531-x. URL <http://www.nature.com/articles/s41598-021-81531-x>.
- [12] A. Efstratiou, J. Blackburn, T. Caulfield, G. Stringhini, S. Zannettou, and E. D. Cristofaro. Non-polar Opposites: Analyzing the Relationship between Echo Chambers and Hostile Intergroup Interactions on Reddit. *Proceedings of the International AAAI Conference on Web and Social Media*, 17:197–208, June 2023. ISSN 2334-0770. doi: 10.1609/icwsm.v17i1.22138. URL <https://ojs.aaai.org/index.php/ICWSM/article/view/22138>.
- [13] K. Garimella, G. De Francisci Morales, A. Gionis, and M. Mathioudakis. Political Discourse on Social Media: Echo Chambers, Gatekeepers, and the Price of Bipartisanship. In *Proceedings of the 2018 World Wide Web Conference on World Wide Web - WWW '18*, pages 913–922, Lyon, France, 2018. ACM Press. ISBN 978-1-4503-5639-8. doi: 10.1145/3178876.3186139. URL <http://dl.acm.org/citation.cfm?doid=3178876.3186139>.
- [14] T. Gaudette, R. Scrivens, G. Davies, and R. Frank. Upvoting extremism: Collective identity formation and the extreme right on Reddit. *New Media & Society*, 23(12):3491–3508, Dec. 2021. ISSN 1461-4448. doi: 10.1177/1461444820958123. URL <https://doi.org/10.1177/1461444820958123>. Publisher: SAGE Publications.
- [15] S. A. Gilbert. "I run the world's largest historical outreach project and it's on a cesspool of a website." Moderating a Public Scholarship Site on Reddit: A Case Study of r/AskHistorians. *Proceedings of the ACM on Human-Computer Interaction*, 4(CSCW1):19:1–19:27, May 2020. doi: 10.1145/3392822. URL <https://doi.org/10.1145/3392822>.
- [16] E. Guest. (Anti-)Echo Chamber Participation: Examining Contributor Activity Beyond the Chamber. In *Proceedings of the 9th International Conference on Social Media and Society*, pages 301–304, Copenhagen Denmark, July 2018. ACM. ISBN 978-1-4503-6334-1. doi: 10.1145/3217804.3217933. URL <https://dl.acm.org/doi/10.1145/3217804.3217933>.
- [17] A. Halfaker, A. Kittur, and J. Riedl. Don't bite the newbies: how reverts affect the quantity and quality of Wikipedia work. In *Proceedings of the 7th International Symposium on Wikis and Open Collaboration, WikiSym '11*, pages 163–172, New York, NY, USA, Oct. 2011. Association for Computing Machinery. ISBN 978-1-4503-0909-7. doi: 10.1145/2038558.2038585. URL <https://dl.acm.org/doi/10.1145/2038558.2038585>.
- [18] D. Halpern and J. Gibbs. Social media as a catalyst for online deliberation? Exploring the affordances of Facebook and YouTube for political expression. *Computers in Human Behavior*, 29(3):1159–1168, May 2013. ISSN 0747-5632. doi: 10.1016/j.chb.2012.10.008. URL <https://www.sciencedirect.com/science/article/pii/S0747563212002762>.
- [19] J. Hessel, L. Lee, and D. Mimno. Cats and Captions vs. Creators and the Clock: Comparing Multimodal Content to Context in Predicting Relative Popularity. In *Proceedings of the 26th International Conference on World Wide Web, WWW '17*, pages 927–936, Republic and Canton of Geneva, CHE, Apr. 2017. International World Wide Web Conferences Steering Committee. ISBN 978-1-4503-4913-0. doi: 10.1145/3038912.3052684. URL <https://doi.org/10.1145/3038912.3052684>.
- [20] B. D. Horne, S. Adali, and S. Sikdar. Identifying the Social Signals That Drive Online Discussions: A Case Study of Reddit Communities. In *2017 26th International Conference on Computer Communication and Networks (ICCCN)*, pages 1–9, July 2017. doi: 10.1109/ICCCN.2017.8038388. URL <https://ieeexplore.ieee.org/abstract/document/8038388>.
- [21] M. Hoseini, P. Melo, F. Benevenuto, A. Feldmann, and S. Zannettou. On the Globalization of the QAnon Conspiracy Theory Through Telegram. In *Proceedings of the 15th ACM Web Science Conference 2023, WebSci '23*, pages 75–85, New York, NY, USA, Apr. 2023. Association for Computing Machinery. ISBN 9798400700897. doi: 10.1145/3578503.3583603. URL <https://dl.acm.org/doi/10.1145/3578503.3583603>.
- [22] H. Hosseini, S. Kannan, B. Zhang, and R. Poovendran. Deceiving Google's Perspective API Built for Detecting Toxic Comments. *arXiv:1702.08138 [cs]*, Feb. 2017.
- [23] S. Hurtado, P. Ray, and R. Marculescu. Bot Detection in Reddit Political Discussion. In *Proceedings of the Fourth International Workshop on Social Sensing, SocialSense'19*, pages 30–35, New York, NY, USA, Apr. 2019. Association for Computing Machinery. ISBN 978-1-4503-6706-6. doi: 10.1145/3313294.3313386. URL <https://dl.acm.org/doi/10.1145/3313294.3313386>.
- [24] S. Jhaver, D. S. Appling, E. Gilbert, and A. Bruckman. "Did You Suspect the Post Would be Removed?": Understanding User Reactions to Content Removals on Reddit. *Proceedings of the ACM on Human-Computer Interaction*, 3(CSCW): 192:1–192:33, Nov. 2019. doi: 10.1145/3359294. URL <https://doi.org/10.1145/3359294>.
- [25] Jigsaw. About the API - Attributes and Languages, 2023. URL <https://support.perspectiveapi.com/s/about-the-api-attributes-and-languages>.
- [26] M. Kang. Motivational affordances and survival of new askers on social Q&A sites: The case of Stack Exchange network. *Journal of the Association for Information Science and Technology*, 73(1):90–103, 2022. ISSN 2330-1643. doi: 10.1002/asi.24548. URL <https://onlinelibrary.wiley.com/doi/abs/10.1002/asi.24548>. eprint: <https://onlinelibrary.wiley.com/doi/pdf/10.1002/asi.24548>.
- [27] E. Kiciman, S. Counts, and M. Gasser. Using Longitudinal Social Media Analysis to Understand the Effects of Early College Alcohol Use. In *Twelfth International AAAI Conference on Web and Social Media*, June 2018. URL <https://www.aaai.org/ocs/index.php/ICWSM/ICWSM18/paper/view/17844>.
- [28] V. Koshy, T. Bajpai, E. Chandrasekharan, H. Sundaram, and K. Karahalios. Measuring User-Moderator Alignment on r/ChangeMyView. *Proceedings of the ACM on Human-Computer Interaction*, 7(CSCW2):286:1–286:36, Oct. 2023. doi: 10.1145/3610077. URL <https://dl.acm.org/doi/10.1145/3610077>.
- [29] D. Kumar, P. G. Kelley, S. Consolvo, J. Mason, E. Bursztein, Z. Durumeric, K. Thomas, and M. Bailey. Designing Toxic Content Classification for a Diversity of Perspectives. pages

- 299–318, 2021. ISBN 978-1-939133-25-0. URL <https://www.usenix.org/conference/soups2021/presentation/kumar>.
- [30] Y. Liu, M. Ott, N. Goyal, J. Du, M. Joshi, D. Chen, O. Levy, M. Lewis, L. Zettlemoyer, and V. Stoyanov. RoBERTa: A Robustly Optimized BERT Pretraining Approach, July 2019. URL <http://arxiv.org/abs/1907.11692>. arXiv:1907.11692 [cs].
- [31] B. D. Loader and D. Mercea. Networking Democracy? *Information, Communication & Society*, 14(6): 757–769, Sept. 2011. ISSN 1369-118X. doi: 10.1080/1369118X.2011.592648. URL <https://doi.org/10.1080/1369118X.2011.592648>. Publisher: Routledge eprint: <https://doi.org/10.1080/1369118X.2011.592648>.
- [32] N. Marchal. “Be Nice or Leave Me Alone”: An Intergroup Perspective on Affective Polarization in Online Political Discussions. *Communication Research*, page 009365022110425, Sept. 2021. ISSN 0093-6502, 1552-3810. doi: 10.1177/00936502211042516. URL <http://journals.sagepub.com/doi/10.1177/00936502211042516>.
- [33] D. M. Markowitz. Self-presentation in medicine: How language patterns reflect physician impression management goals and affect perceptions. *Computers in Human Behavior*, 143: 107684, June 2023. ISSN 0747-5632. doi: 10.1016/j.chb.2023.107684. URL <https://www.sciencedirect.com/science/article/pii/S0747563223000353>.
- [34] H. Mensah, L. Xiao, and S. Soundarajan. Characterizing the Evolution of Communities on Reddit. In *International Conference on Social Media and Society*, SMSociety’20, pages 58–64, New York, NY, USA, July 2020. Association for Computing Machinery. ISBN 978-1-4503-7688-4. doi: 10.1145/3400806.3400814. URL <https://dl.acm.org/doi/10.1145/3400806.3400814>.
- [35] C. Moore and L. Chuang. Redditors Revealed: Motivational Factors of the Reddit Community. 2017. doi: 10.24251/HICSS.2017.279. URL <http://hdl.handle.net/10125/41434>.
- [36] S. Mustafa, W. Zhang, and M. M. Naveed. What motivates online community contributors to contribute consistently? A case study on Stackoverflow netizens. *Current Psychology*, June 2022. ISSN 1936-4733. doi: 10.1007/s12144-022-03307-4. URL <https://doi.org/10.1007/s12144-022-03307-4>.
- [37] N. Newman, R. Fletcher, C. T. Robertson, K. Eddy, and R. K. Nielsen. Reuters Institute Digital News Report 2022. page 164, 2022.
- [38] J. W. Pennebaker, R. L. Boyd, K. Jordan, and K. Blackburn. The Development and Psychometric Properties of LIWC2015. Sept. 2015. URL <https://repositories.lib.utexas.edu/handle/2152/31333>. Accepted: 2015-09-16T13:00:41Z.
- [39] F. Petruzzellis, F. Bonchi, G. D. F. Morales, and C. Monti. On the Relation between Opinion Change and Information Consumption on Reddit. *Proceedings of the International AAAI Conference on Web and Social Media*, 17:710–719, June 2023. ISSN 2334-0770. doi: 10.1609/icwsm.v17i1.22181. URL <https://ojs.aaai.org/index.php/ICWSM/article/view/22181>.
- [40] S. Phadke, M. Samory, and T. Mitra. Characterizing Social Imaginaries and Self-Disclosures of Dissonance in Online Conspiracy Discussion Communities. *Proceedings of the ACM on Human-Computer Interaction*, 5(CSCW2):468:1–468:35, Oct. 2021. doi: 10.1145/3479855. URL <https://doi.org/10.1145/3479855>.
- [41] S. Phadke, M. Samory, and T. Mitra. What Makes People Join Conspiracy Communities? Role of Social Factors in Conspiracy Engagement. *Proceedings of the ACM on Human-Computer Interaction*, 4(CSCW3):223:1–223:30, Jan. 2021. doi: 10.1145/3432922. URL <https://doi.org/10.1145/3432922>.
- [42] A. Rajadesingan, P. Resnick, and C. Budak. Quick, Community-Specific Learning: How Distinctive Toxicity Norms Are Maintained in Political Subreddits. *Proceedings of the International AAAI Conference on Web and Social Media*, 14:557–568, May 2020. ISSN 2334-0770. URL <https://ojs.aaai.org/index.php/ICWSM/article/view/7323>.
- [43] A. Rajadesingan, C. Budak, and P. Resnick. Political Discussion is Abundant in Non-political Subreddits (and Less Toxic). *Proceedings of the International AAAI Conference on Web and Social Media*, 15:525–536, May 2021. ISSN 2334-0770. URL <https://ojs.aaai.org/index.php/ICWSM/article/view/18081>.
- [44] B. Semaan, H. Faucett, S. P. Robertson, M. Maruyama, and S. Douglas. Designing Political Deliberation Environments to Support Interactions in the Public Sphere. In *Proceedings of the 33rd Annual ACM Conference on Human Factors in Computing Systems*, CHI ’15, pages 3167–3176, New York, NY, USA, Apr. 2015. Association for Computing Machinery. ISBN 978-1-4503-3145-6. doi: 10.1145/2702123.2702403. URL <https://doi.org/10.1145/2702123.2702403>.
- [45] F. Shi, M. Teplitskiy, E. Duede, and J. A. Evans. The wisdom of polarized crowds. *Nature Human Behaviour*, 3(4):329–336, Apr. 2019. ISSN 2397-3374. doi: 10.1038/s41562-019-0541-6. URL <http://www.nature.com/articles/s41562-019-0541-6>.
- [46] A. Soliman, J. Hafer, and F. Lemmerich. A Characterization of Political Communities on Reddit. In *Proceedings of the 30th ACM Conference on Hypertext and Social Media*, HT ’19, pages 259–263, New York, NY, USA, Sept. 2019. Association for Computing Machinery. ISBN 978-1-4503-6885-8. doi: 10.1145/3342220.3343662. URL <https://doi.org/10.1145/3342220.3343662>.
- [47] I. Steinmacher, M. A. Graciotto Silva, M. A. Gerosa, and D. F. Redmiles. A systematic literature review on the barriers faced by newcomers to open source software projects. *Information and Software Technology*, 59:67–85, Mar. 2015. ISSN 0950-5849. doi: 10.1016/j.infsof.2014.11.001. URL <https://www.sciencedirect.com/science/article/pii/S0950584914002390>.
- [48] G. Stoddard. Popularity Dynamics and Intrinsic Quality in Reddit and Hacker News. *Proceedings of the International AAAI Conference on Web and Social Media*, 9(1):416–425, 2015. ISSN 2334-0770. doi: 10.1609/icwsm.v9i1.14636. URL <https://ojs.aaai.org/index.php/ICWSM/article/view/14636>. Number: 1.
- [49] E. A. Stuart. Matching methods for causal inference: A review and a look forward. *Statistical science : a review journal of the Institute of Mathematical Statistics*, 25(1):1–21, Feb. 2010. ISSN 0883-4237. doi: 10.1214/09-STS313. URL <https://www.ncbi.nlm.nih.gov/pmc/articles/PMC2943670/>.
- [50] L. Terren and R. Borge-Bravo. Echo Chambers on Social Media: A Systematic Review of the Literature. *Review of Communication Research*, 9:99–118, Mar. 2021. ISSN 2255-4165. URL <https://rcommunicationr.org/index.php/rcr/article/view/94>.
- [51] M. Torcal and G. Maldonado. Revisiting the Dark Side of Political Deliberation: The Effects of Media and Political Discussion on Political Interest. *Public Opinion Quarterly*, 78(3):679–706, Jan. 2014. ISSN 0033-362X. doi: 10.1093/poq/nfu035. URL <https://doi.org/10.1093/poq/nfu035>.
- [52] W. H. Turnley and M. C. Bolino. Achieving desired images while avoiding undesired images: Exploring the role of self-monitoring in impression management. *Journal of Applied Psychology*, 86:351–360, 2001. ISSN 1939-1854. doi:

10.1037/0021-9010.86.2.351. Place: US Publisher: American Psychological Association.

- [53] F. Votta. favstats/AllSideR, Aug. 2023. URL <https://github.com/favstats/AllSideR>. original-date: 2019-10-17T14:51:06Z.
- [54] I. Waller and A. Anderson. Quantifying social organization and political polarization in online platforms. *Nature*, pages 1–5, Dec. 2021. ISSN 1476-4687. doi: 10.1038/s41586-021-04167-x. URL <https://www.nature.com/articles/s41586-021-04167-x>. Bandiera_abtest: a Cg_type: Nature Research Journals Primary_atype: Research Publisher: Nature Publishing Group Subject_term: Computer science;Interdisciplinary studies;Sociology Subject_term_id: computer-science;interdisciplinary-studies;sociology.
- [55] B. E. Weeks, D. S. Lane, D. H. Kim, S. S. Lee, and N. Kwak. Incidental Exposure, Selective Exposure, and Political Information Sharing: Integrating Online Exposure Patterns and Expression on Social Media. *Journal of Computer-Mediated Communication*, 22(6):363–379, Nov. 2017. ISSN 1083-6101. doi: 10.1111/jcc4.12199. URL <https://doi.org/10.1111/jcc4.12199>.
- [56] X. Wei, W. Chen, and K. Zhu. Motivating User Contributions in Online Knowledge Communities: Virtual Rewards and Reputation. In *2015 48th Hawaii International Conference on System Sciences*, pages 3760–3769, Jan. 2015. doi: 10.1109/HICSS.2015.452. ISSN: 1530-1605.
- [57] S. Wright and J. Street. Democracy, deliberation and design: the case of online discussion forums. *New Media & Society*, 9(5):849–869, Oct. 2007. ISSN 1461-4448. doi: 10.1177/1461444807081230. URL <https://doi.org/10.1177/1461444807081230>. Publisher: SAGE Publications.
- [58] Y. Xia, H. Zhu, T. Lu, P. Zhang, and N. Gu. Exploring Antecedents and Consequences of Toxicity in Online Discussions: A Case Study on Reddit. *Proceedings of the ACM on Human-Computer Interaction*, 4(CSCW2):108:1–108:23, Oct. 2020. doi: 10.1145/3415179. URL <https://dl.acm.org/doi/10.1145/3415179>.
- [59] S. Zannettou, M. Elshierief, E. Belding, S. Nilizadeh, and G. Stringhini. Measuring and Characterizing Hate Speech on News Websites. In *12th ACM Conference on Web Science, WebSci '20*, pages 125–134, New York, NY, USA, July 2020. Association for Computing Machinery. ISBN 978-1-4503-7989-2. doi: 10.1145/3394231.3397902. URL <https://doi.org/10.1145/3394231.3397902>.
- [60] J. Zhang, W. Hamilton, C. Danescu-Niculescu-Mizil, D. Jurafsky, and J. Leskovec. Community Identity and User Engagement in a Multi-Community Landscape. *Proceedings of the International AAAI Conference on Web and Social Media*, 11(1):377–386, May 2017. ISSN 2334-0770. doi: 10.1609/icwsm.v11i1.14904. URL <https://ojs.aaai.org/index.php/ICWSM/article/view/14904>. Number: 1.
- [61] F. Zollo, A. Bessi, M. Del Vicario, A. Scala, G. Caldarelli, L. Shekhtman, S. Havlin, and W. Quattrociocchi. Debunking in a world of tribes. *PLOS ONE*, 12(7):e0181821, July 2017. ISSN 1932-6203. doi: 10.1371/journal.pone.0181821. URL <https://dx.plos.org/10.1371/journal.pone.0181821>.

A Bot Removal

To detect bots, we obtain all of the comments posted by each of the users in our matched pairs with at least 10 comments during the observation period. We then compute the pairwise cosine similarity between the bag-of-words vectors of each comment for each user, such

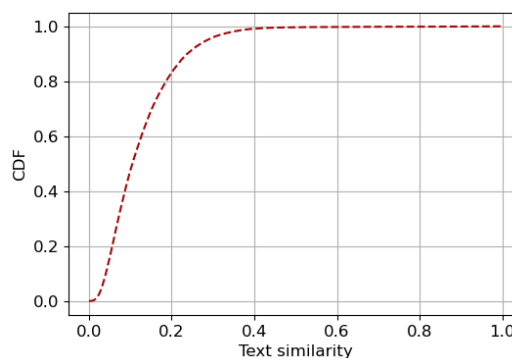


Figure 4: CDF of average comment similarity across users.

that every user has their own similarity matrix. Other than tokenization, we do *not* pre-process the text to retain the exact tokens that bots repeat in their comments. Thus, our approach is only suitable for overt bots. We plot the Cumulative Distribution Function (CDF) of user average comment similarity in Figure 4. We focus on the small subset of users with similarity values ≥ 0.4 as nearly all users are under this threshold, leaving 410 users.

To determine the similarity cutoff for bots, we rely on a heuristic name-based rule as with prior work on Reddit [23, 46]. We label users as bots if their usernames contain any bot-like word (bot, auto, moderator), or any popular platform name (Reddit, YouTube, Facebook, Twitter, Imgur), as many bots provide services related to these platforms and thus mention them in their names. We perform a logistic regression with class weighting on user text similarity, acknowledging that some bots may not have the heuristic words in their usernames and vice-versa. We take the similarity point at which predictions switch from non-bot to bot as our cutoff (0.59). Model predictions against heuristic annotations result in an F1 score of 0.85.

We treat any users who exceed the cutoff as bots, obtaining 111 accounts. Further, we manually check whether the 28 users with bot-like naming conventions below the cutoff appear in bot detection subreddits (e.g., *r/BotDefense*, *r/BotTerminator*, etc.), state they are bots in comments/profile descriptions, or show suspicious behavior. Of these accounts, we find 26 more bots, bringing the total to 137.

B Readability Formulas Used

1. **Flesch-Kincaid Grade Level:** Relies on total syllables, words, and sentences in text.
2. **Flesch Reading Ease:** Relies on total syllables, words, and sentences in text. Uses different weighting than Flesch-Kincaid Grade Level.
3. **SMOG Index:** Relies on number of polysyllables (i.e., words with ≥ 3 syllables) and number of sentences.
4. **Coleman-Liau Index:** Relies on average number of words and average number of sentences per 100 words.
5. **Automated Readability Index:** Relies on number of characters, words, and sentences in text.
6. **Dale-Chall Formula:** Relies on the ratio of “difficult” words to total words, and the ratio of total words to total sentences. Difficult words are those that appear in a curated list.
7. **Linsear Write Metric:** Relies on a point system based on number of syllables in each word and total number of sentences.

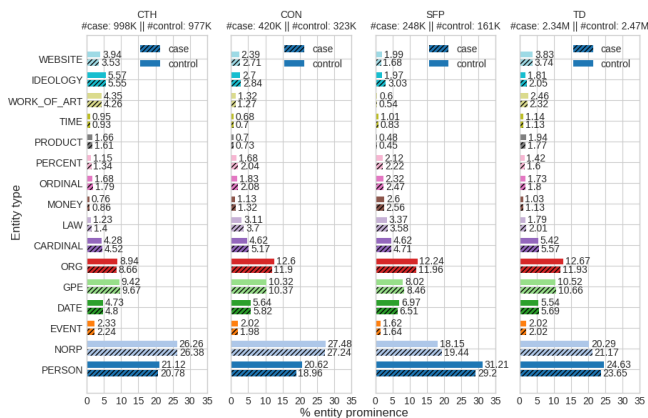


Figure 5: Prominence comparison of all entity types by subreddit group. #case and #control indicate total number of entities detected across all comments. Fac, Language, Quantity and Loc omitted due to < 1% prominence in all groups.

- Gunning Fog Index:** Relies on number of words, polysyllables, and sentences.

C LIWC Examples

We show representative comments, i.e., those that are among the highest-scoring for each LIWC category per subreddit in Table 11.

D Named Entity Recognition (NER)

For NER, we use the pre-trained `en_core_web_trf` transformer model based on the RoBERTa architecture [30] from Python’s `spacy` library. To improve suitability, we annotate 5K random comments from political subreddits [43] and train a new model on top of the pre-trained one with an 80-10-10 train-validation-test split.

This new model captures more informal terms (e.g., “dems”, “neons”, etc.), provides increased performance against the test set (F1 score of 77.18 vs 48.62 of the pre-trained model in the annotated test set), and includes two more entity types that we added (Ideology and Website).

We show all entity types and brief definitions in Table 12, along with any amendments we make relative to the pre-trained model. We perform NER on all 7.51M comments made by case and control users,⁵ and plot the *relative* prominence of each entity in Figure 5.

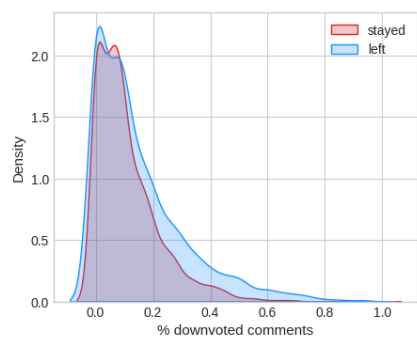
Organizations and persons are mentioned more by control users than case users in all subreddits. Ordinal and cardinal numbers, percentages, laws, and geopolitical entities are universally mentioned more by case users. Generally, controls refer *slightly* more to personified entities, while cases refer more to numeric and legal entities. Nonetheless, these patterns are very subtle; overall, the two groups discuss similar kinds of entities. This also holds for the exact entities mentioned per type, shown in a Google Sheet⁶.

E Follow-up Downvotes Analyses

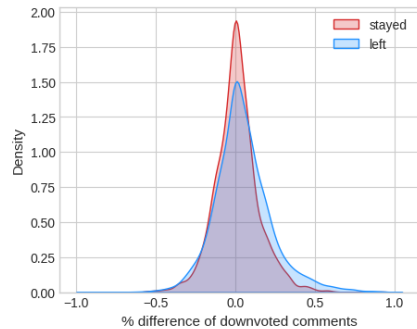
Here, we show complementary analyses to Section 6.

⁵We observe similar patterns using the pre-trained model.

⁶<https://docs.google.com/spreadsheets/d/e/2PACX-1vSzW-eubTn2GZpAYDFuzjHJh3mcfICoJdH7qjrBvTKqPWNsHrhrV44rudVGJ3RB4A/pubhtml>



(a) Base comparison



(b) Comparison to home

Figure 6: Comparison of percentage downvoted between long-term residents and departees.

E.1 Early Sanctions in CMV

We consider the role of each user’s *first* comment in CMV as this may have a disproportionate impact [26], especially considering the challenges faced by newcomers when entering new communities [47] and the negative impact on content quality when excluding them [17]. We compare users who only have a single comment in the community during our observation period to those who have more than one, since the former may have left due to early perceived disapproval of their views.

We count downvoted and non-downvoted comments among these users, and compare them to 1) the total pool of comments in CMV throughout 2018 and 2) the pool of first comments by users who went on to post more. Chi-squared tests reveal the opposite pattern: downvoted comments among one-time commenters are fewer compared to both the total pool ($\chi^2(1) = 131.37, p < 0.001$) and the first-comment pool of other users ($\chi^2(1) = 295.83, p < 0.001$).

This somewhat agrees with our earlier short-term analysis in that users may “stand their ground” in CMV. This pattern could be due to multiple reasons; for example, users who have their first comments downvoted may be further motivated to make others see their point of view, or they may comment in highly contentious discussions, which may overall attract more engagement [10].

E.2 Long-Term CMV Residents and Departees

To examine whether downvotes which are consolidated and built up over the longer term play a role in whether a user leaves a discussion community, we separate users into those who stayed active in CMV throughout the year, and those who left at some point. We sample users who posted at least 10 comments in CMV between January 1st - June 30th, 2018 (i.e., the sampling period). From this, we subset those who also posted at least one comment in CMV between

sub	Authentic	Analytic	Clout
TD	“Thanks man, appreciate it. I know there are some definite nut jobs out there that embarrass us quiet ones.”	“Worker ownership of all industries without the state is in all practical means impossible, especially in the 21st century post-industrial economy.”	“Facebook wants you to shut the zuck up.”
SFP	“I disagree, but that’s cool.”	“Hillary has an incredible amount of power within the establishment.”	“You should be ashamed of yourself.”
CTH	“Where do you get your left political analysis from? Honest question.”	“Louisiana surreally passed a hate crime law designed to protect police.”	“Notice how when you’re challenged you just say more nastier things and lie?”
CON	“There is some idea that reading out of a teleprompter, and saying the same old talking points, is presidential. I never understood why people felt that way.”	“The DNC hack certainly shows improper collaboration between the DNC and the press.”	“If you deny that there are liberal Republicans, you are badly out of touch.”

Table 11: Representative texts per LIWC category and subreddit.

Label	Definition	Label	Definition
CARDINAL	Numbers that do not fall under another type	DATE	Absolute or relative dates or periods
EVENT	Named hurricanes, battles, wars, sports events, etc.	FAC	Facilities like buildings, airports, highways, bridges, etc.
GPE	Geopolitical entities (countries, cities, states)	LANGUAGE	Any named language
ORG	Organizations like companies, agencies, institutions, etc.	LOC	Non-GPE locations, mountain ranges, bodies of water
LAW †	Named documents made into laws, <i>or any other official government documents like reports, proposed policy, etc.</i>	NORP †	Nationalities or religious or political groups, <i>or ethnic, racial, or ideological groups</i>
ORDINAL	“First”, “second”, etc.	MONEY	Monetary values, including unit
PERCENT	Percentage, including %	PERSON	People, including fictional
PRODUCT	Objects, vehicles, food, etc. (not services)	QUANTITY	Measurements, as of weight or distance
TIME	Times smaller than a day	WORK_OF_ART	Titles of books, songs, movies, shows, etc.
IDEOLOGY *	Political, economic, religious, or philosophical ideology, school of thought, or system	WEBSITE *	Any named website which is not referred to in the context of an organization (e.g., Reddit)

Table 12: All types of entities in the model. †The entity’s definition has been amended relative to the base model, with the amendment shown in italics. *The entity was added to the trained model and does not appear in the pre-trained one.

October 1st - December 31st, 2018 (i.e., the long-term residents). The remaining subset reflects the departees. The “dead period” (July 1st - September 30th) is to allow for consolidation of comment votes during the sampling period.

Then, we compare the proportion of *downvoted* comments during the sampling period between these two sets using independent t-tests. Indeed, we find that downvotes are more prominent among departees ($N = 4678$, $M = 15\%$) than long-term residents ($N = 3549$, $M = 11\%$), $t = 12.54$, $p < .001$, Cohen’s $d = 0.279$ (small effect size), indicating that downvoting may be a factor in their eventual departure.

This pattern also holds when examining relative downvotes compared to what users receive at their homes. We compare the *difference* in percentages of downvoted comments between each user’s CMV

and home comments, omitting anyone who has CMV as their sole home. This confirms that departees are more downvoted in this community relative to their homes ($N = 3033$, $M_{difference} = 4.63\%$) than long-term residents ($N = 2931$, $M_{difference} = 0.84\%$), $t = 8.95$, $p < .001$, Cohen’s $d = 0.232$ (small effect size).

However, looking at the distributions of each group of users with respect to downvote percentages in Figure 6, we see that these differences are mostly driven by the right ends of the curves, with substantial distribution overlap. In fact, most users in both groups have no downvoted comments. Thus, our results here are inconclusive as there may be several factors behind user departures from the subreddit.