

Calculation of electron-impact and photo-ionization cross sections of methane using analytical Gaussian integrals

Abdallah Ammar,^{1,2} Arnaud Leclerc,^{1,*} and Lorenzo Ugo Ancarani¹

¹*Université de Lorraine, CNRS, Laboratoire de Physique et Chimie Théoriques, F-57000 Metz, France*

²*Present postal address: Université de Toulouse, CNRS, Laboratoire de Chimie et Physique Quantiques, 31062 Toulouse, France.*

The ionization by photon or electron impact of the inner ($2a_1$) and outer ($1t_2$) valence orbitals of the CH_4 molecule is investigated theoretically. In spite of a number of approximations, including a monocentric approach and a rather simple distorting molecular potential, the calculated cross sections are overall similar to those of other theoretical methods, and in reasonable agreement with experimental data. The originality of the present approach stands in the way we evaluate the transition matrix elements. The key ingredient of the calculation scheme is that the continuum radial wave function of the ejected electron is represented by a finite sum of complex Gaussian type orbitals. This numerically expensive optimization task is then largely compensated by rather simple and rapid analytical calculations of the necessary integrals, and thus all ionization observables, including cross section angular distributions. The proposed and implemented Gaussian approach is proved to be numerically very reliable in all considered kinematical situations with ejected electron energy up to 2.7 a.u.. The analytical formulation of the scheme is provided here for bound molecular states described by monocentric Slater type orbitals; alternatively, one may also use monocentric Gaussian type orbitals for which the formulation is even simpler. In combination with complex Gaussian functions for the continuum states, an all Gaussian approach with multicentric bound states can be envisaged.

I. INTRODUCTION

Atomic and molecular collision processes remain an active research area, both for their fundamental interest and for numerous applications for which data are needed. Experimental measurements of observables provide challenges to theoreticians who attempt to solve quantum mechanical many-body problems by necessarily making some approximations. Among the many existing processes, the photon or electron impact ionization of polyatomic molecules is a difficult one to describe theoretically (see, e.g., [1–3]). Indeed, on top of the multielectron target structure, the multicentric nature of the problem makes well-established atomic scattering tools inadequate and inappropriate. This is true already for small molecules such as water or methane, and is worse with molecules lacking simple symmetries and/or of increasing size.

For atomic ionization processes, experimental advances allow nowadays for measurements of angular distributions of multiply differential cross sections, thus providing stringent tests to theoretical models. Theoretical developments have also made huge progress. For example, they allow today for an essentially exact numerical calculation of the pure three-body problem in the continuum (see, e.g., [4]), as with calculations of differential cross sections for the single ionization of hydrogen by electron impact (see, e.g., [5–7]) or for the double photoionization of helium (see, e.g., [8–11]). Over the last decades, and going beyond the three-body case, the ionization of

other atoms by photons or electrons has been studied through a variety of nonperturbative and perturbative methods; each of them present advantages but also limitations, necessarily entail some approximations to the many-body problem, and have different degrees of success. Many methods exist also in the case of molecular targets. From a theoretical point of view, one critical issue when dealing with ionization processes in molecules is to describe accurately continuum states on extended spatial domains, that is to say the wave function of an electron ejected from a complex, anisotropic, multicentric system. Obviously, as molecular targets of increasing size are considered, the radial domain in which the interactions play a role is larger, and the evaluation of transition matrix elements may also present some challenges since integrals of oscillatory functions need to be evaluated. Compared to the bound part of the spectrum for which very accurate quantum chemistry tools are available, one may state that the continuum part of molecular spectra is relatively not so well mastered, except possibly for diatomic molecules. As a result, and because of the many-body aspects of the system, calculated ionization observables are generally only in fair agreement with available experimental data. There is clearly room for improvement especially when the focus is on the angular distributions of differential cross sections which provide the most detailed information on the physical process.

The spherical symmetry of atomic targets allow for standard partial wave techniques to be implemented within scattering theory. Such tools have to be adapted or modified in the case of molecules. For bound states the multicentric aspects are essentially mastered, in particular with the use of real Gaussian Type Orbitals (rGTOs) centered on different nuclei (see, e.g., [12]); the calcula-

* arnaud.leclerc@univ-lorraine.fr

tion of one- and two-electron integrals is greatly facilitated by a number of mathematical properties, including the Gaussian product theorem (see, e.g., [13]). In the case of continuum states proper multicentric expansions are cumbersome to provide, and the evaluation of related integrals presents serious difficulties. The aim of this paper is to present a method that contributes in tackling this issue. The key idea is to represent accurately molecular continuum states with a finite sum of complex Gaussian Type Orbitals (cGTOs). As will be demonstrated, this leads to a closed-form formulation for an efficient calculation of ionization matrix elements, at least in a one-center framework. By extension, the mathematical properties of Gaussian functions allow us to envisage, in future developments, a similar methodology but in a multicentric approach.

Real GTOs have a widespread success in molecular bound calculations, and a large amount of optimized sets are today available for a variety of systems. Compared to bound states, relatively less attempts have been made to investigate and to systematically optimize rGTOs for calculations over continuum states [14–25]. Because of their unsuitable functional form, they appear to be inefficient in reproducing the fast oscillatory behavior of continuum wave function above certain energies and over sufficiently large radial domains.

In a previous work, we have investigated the advantage of using cGTOs over the standard rGTOs in representing oscillating and non-decreasing wave functions [26, 27]. cGTOs, that is, GTOs with complex-valued exponents, have been introduced in molecular resonances calculation in the framework of complex basis function method [28–30]. They have been applied to photoionization of atoms and small molecules for total cross section calculations [31–34], and more recently, for the calculation of differential cross sections and photoelectron angular distributions [35–37]. Another field of application of cGTOs is the electron dynamics in molecular systems [38, 39]. In such case, the exponents but also the coordinates centers of the Gaussian functions are allowed to be complex values. In [40], we have presented a single-center, one-active-electron approach using cGTOs to study molecular photoionization of water and ammonia. The construction of cGTOs was achieved by fitting them, through a least squares technique, to a set of regular Coulomb functions with different energies on a discrete radial grid (the optimization procedure was originally developed with rGTOs [15, 16] and recently extended to cGTOs [26]). It turns out [40] that the cGTOs exponents optimized in this way can be employed for distorted wave functions in the same energy/distance ranges without significant loss of accuracy.

In this work, we formulate, implement and apply the cGTO approach to study the simple ionization of methane (CH_4) by electronic or photonic impact. We consider the inner ($2a_1$, next highest occupied molecular orbital (NHOMO)) and outer ($1t_2$, highest occupied molecular orbital (HOMO)) valence orbitals. We

show that all the transition elements needed to calculate the observables in both processes can be written in closed form, and thus easily evaluated. The focus on the methane molecule is justified in several ways. It is the smallest hydrocarbon, known to be the most prevalent greenhouse gas emitted on earth from human and animal activities. Methane also presents practical interest in astrophysics, radiobiology, and in the development of technological plasma device (see, e.g., [41] and references therein). In this work, the interest on methane is primarily motivated by the quite vast number of fundamental studies available in the literature for the two processes under consideration, see e.g. refs. [3, 42–51] about photoionization and refs. [52–68] about differential cross sections for ionization by electronic impact. This allows for comparisons of the present cross sections results with several experimentally available data sets and other theoretical results to test the applicability and efficiency of the proposed Gaussian approach comprehensively.

The remaining of this paper is as follows. In Sec. II we present the theoretical framework for both photoionization and electron impact ionization. Next we describe both the initial (bound) and final (continuum) molecular states. For the latter a cGTO representation is used; a table of the optimized exponents is provided. We then proceed by giving the analytical formulae that allow one to calculate all the necessary matrix elements. Results of calculations of ionization cross sections of the inner ($2a_1$) and outer ($1t_2$) valence orbitals of CH_4 are presented in Sec. III. First the proposed analytical Gaussian approach is validated with purely numerical calculations; then cross sections are compared with data sets from the literature. Finally, a summary and some perspectives of future developments are given in Sec. IV.

Atomic units (a.u.) in which $\hbar = e = m_e = 1$ are used throughout unless otherwise specified.

II. THEORETICAL FRAMEWORK

In this section we present the one-active-electron framework used to study the simple ionization of methane by electronic or photonic impact. We first recall the standard observables of interest and then focus on the proposed Gaussian approach, leading to analytical formulae for all the integrals required in the calculations. We will elaborate extensively on the case of electronic impact ionization while, for photoionization, only the essential formulae previously introduced in [40] will be summarized here, for self-consistency.

For both photonic and electronic collisions, we consider some initial bound molecular orbital $\phi_i(\mathbf{r})$ (usually defined in the molecular (MOL) frame) whose ionization energy is denoted V_i and occupation number \mathcal{N}_i . The electronic structure of CH_4 is $(1a_1^2 2a_1^2 1t_2^6)$ and we will focus on the outer and inner valence molecular orbitals $1t_2$ and $2a_1$ for which experimental data are available. During the collision, one electron is ejected with wavevector

\mathbf{k}_e and associated energy $E_{k_e} = k_e^2/2$. Throughout the paper, we will use the standard partial wave expansion for the continuum wave function of the outgoing electron,

$$\psi_{\mathbf{k}_e}^-(\mathbf{r}) = \sqrt{\frac{2}{\pi}} \sum_{l,m} i^l e^{-i\delta_l} \frac{u_{l,k_e}(r)}{k_e r} Y_l^m(\hat{r}) Y_l^{m*}(\hat{k}_e), \quad (1)$$

where u_{l,k_e} is the radial function, δ_l denotes the phase shift for a given angular momentum l and Y_l^m are the complex spherical harmonics. The notations \hat{r} and \hat{k}_e stand for the solid angles associated respectively with \mathbf{r} and \mathbf{k}_e in the laboratory frame centered on the heaviest atom of the molecule and with the z axis defined as the direction of the incident projectile.

The laboratory frame (LAB) can be rotated into the molecular frame (MOL) by using Wigner rotation matrices $\mathcal{D}_{\tilde{m}m}^{(l)}(\hat{\mathcal{R}})$ [69] involving the Euler angles $\hat{\mathcal{R}}$. The spherical harmonics transform according to

$$Y_l^m|_{MOL} = \sum_{\tilde{m}=-l}^l \mathcal{D}_{\tilde{m}m}^{(l)}(\hat{\mathcal{R}}) Y_l^{\tilde{m}}|_{LAB}. \quad (2)$$

Since in the considered experiments the molecular target is randomly oriented, an average over all orientations of the calculated observables must be performed before a theory-experiment comparison can be done.

A. Photoionization

For self-consistency, we outline the essential formulation for evaluating the two main observables measured in molecular photoionization experiments, namely the cross section $\sigma(k_e)$ and the asymmetry parameter β . For a detailed derivation, we refer the reader to [40, 51, 70, 71]. During a photoionization process, an incident electromagnetic radiation with energy E_γ interacts with a molecular target, producing an ionized molecule and an ejected electron (photoelectron) in the outgoing continuum state $\psi_{\mathbf{k}_e}^-(\mathbf{r})$:



with energy conservation

$$E_\gamma = E_{k_e} + V_i. \quad (3)$$

The photoelectron angular distribution is given by the differential cross section [72, 73]

$$\frac{d\sigma^{PI}}{d\hat{k}_e} = \mathcal{N}_i \frac{4\pi^2 k_e E_\gamma}{c} |T_{if}^{PI}|^2, \quad (4)$$

c being the speed of light in vacuum. For a photon with linear polarization along the direction $\hat{\epsilon}$, the transition

elements between the initial and the final states can be written in the dipole approximation as

$$T_{if}^{PI(\mathcal{G})} = \langle \psi_{\mathbf{k}_e}^- | \mathcal{T}^{(\mathcal{G})} | \phi_i \rangle \quad (5)$$

where the superscript (\mathcal{G}) refers to the gauge choice: $\mathcal{T}^{(\mathcal{L})} = \hat{\epsilon} \cdot \mathbf{r}$ in length gauge and $\mathcal{T}^{(\mathcal{V})} = \frac{1}{iE_\gamma} \hat{\epsilon} \cdot \mathbf{p}$ in velocity gauge. To take into account the random molecular orientation, the common approach consists in a rotation of $\mathcal{T}^{(\mathcal{G})}$ and $\psi_{\mathbf{k}_e}^-$ into the molecular frame (see Eq. (2)), followed by an average over all the possible molecular Euler angles $\hat{\mathcal{R}}$ [70, 71]. For subsequent calculations, we need to write down the rotated transition operators $\mathcal{T}_\mu^{(\mathcal{G})}$ in the molecular frame:

$$\begin{aligned} \mathcal{T}^{(\mathcal{L})} &= \sum_{\mu=-1}^1 \mathcal{D}_{\mu 0}^1(\hat{\mathcal{R}}) \underbrace{\sqrt{\frac{4\pi}{3}} r Y_1^\mu(\hat{r})}_{\mathcal{T}_\mu^{(\mathcal{L})}}, \\ &= \sum_{\mu=-1}^1 \mathcal{D}_{\mu 0}^1(\hat{\mathcal{R}}) \mathcal{T}_\mu^{(\mathcal{L})}, \end{aligned} \quad (6)$$

and

$$\begin{aligned} \mathcal{T}^{(\mathcal{V})} &= \sum_{\mu=-1}^1 \mathcal{D}_{\mu 0}^1(\hat{\mathcal{R}}) \underbrace{\frac{-1}{E_\gamma} \nabla_\mu}_{\mathcal{T}_\mu^{(\mathcal{V})}}, \\ &= \sum_{\mu=-1}^1 \mathcal{D}_{\mu 0}^1(\hat{\mathcal{R}}) \mathcal{T}_\mu^{(\mathcal{V})}. \end{aligned} \quad (7)$$

In eq. (7), ∇_μ denotes the spherical tensor components of the gradient operator [69]. After angular averaging, the differential cross section for linearly polarized photons takes the traditional form [70, 71]

$$\frac{d\sigma^{PI(\mathcal{G})}}{d\hat{k}_e} = \frac{\sigma^{(\mathcal{G})}(k_e)}{4\pi} \left[1 + \beta^{(\mathcal{G})} P_2(\cos(\theta)) \right], \quad (8)$$

where the integrated cross section is

$$\sigma^{(\mathcal{G})}(k_e) = \int \frac{d\sigma^{(\mathcal{G})}}{d\hat{k}_e} d\hat{k}_e = \sqrt{4\pi} \mathcal{A}_0^{(\mathcal{G})}, \quad (9)$$

and the asymmetry parameter $\beta^{(\mathcal{G})}$ is given by

$$\beta^{(\mathcal{G})}(k_e) = \sqrt{5} \frac{\mathcal{A}_2^{(\mathcal{G})}(k_e)}{\mathcal{A}_0^{(\mathcal{G})}(k_e)}. \quad (10)$$

In equation (8), $P_2(x) = \frac{1}{2}(3x^2 - 1)$ is the second Legendre polynomial, and $\theta = (\hat{\epsilon}, \hat{k}_e)$ is the scattering angle in the laboratory frame. The key quantities to be computed $\mathcal{A}_L^{(\mathcal{G})}(k_e)$ are given by the following sums [40, 51]:

$$\begin{aligned}
\mathcal{A}_L^{(\mathcal{G})}(k_e) &= \frac{8\pi E_\gamma}{k_e c} \sum_{l_1, m_1, \mu_1} \sum_{l_2, m_2, \mu_2} (-1)^{l_1 - l_2} e^{i(\delta_{l_1} - \delta_{l_2})} \mathcal{M}_{l_1, m_1, \mu_1}^{(\mathcal{G})} \left(\mathcal{M}_{l_2, m_2, \mu_2}^{(\mathcal{G})} \right)^* \\
&\times (-1)^{m_1 - \mu_1} \sqrt{\frac{(2l_1 + 1)(2l_2 + 1)(2L + 1)}{4\pi}} \begin{pmatrix} l_1 & l_2 & L \\ 0 & 0 & 0 \end{pmatrix} \begin{pmatrix} 1 & 1 & L \\ 0 & 0 & 0 \end{pmatrix} \\
&\times \begin{pmatrix} 1 & 1 & L \\ \mu_1 & -\mu_2 & -\mu_1 + \mu_2 \end{pmatrix} \begin{pmatrix} l_1 & l_2 & L \\ -m_1 & m_2 & \mu_1 - \mu_2 \end{pmatrix}, \tag{11}
\end{aligned}$$

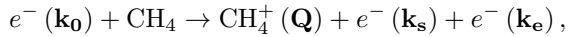
where δ_l stand for the phase shifts of the continuum partial waves (1), $\begin{pmatrix} l_1 & l_2 & l_3 \\ m_1 & m_2 & m_3 \end{pmatrix}$ is the $3j$ -Wigner symbol [69] and $\mathcal{M}_{l, m, \mu}^{(\mathcal{G})}$ are the gauge-dependent integrals

$$\mathcal{M}_{l, m, \mu}^{(\mathcal{G})} = \int \left(\frac{u_{l, k_e}(r)}{r} Y_l^m(\hat{r}) \right)^* \mathcal{T}_\mu^{(\mathcal{G})} \phi_i(\mathbf{r}) d\mathbf{r}. \tag{12}$$

The calculation of observables relies on an efficient evaluation of these integrals, a task that the present work aims to accomplish. Their precise form strongly depends on the basis sets selected for the description of $u_{l, k_e}(r)$ and $\phi_i(\mathbf{r})$. More insights will be given in the dedicated subsection II F where it is shown that those integrals become analytical when using cGTOs expansions for the continuum radial function.

B. Ionization by electronic impact

We now provide the basic formulae necessary to describe the simple ionization of methane by electronic impact, *i.e.*



where \mathbf{k}_0 , \mathbf{k}_s and \mathbf{k}_e are the wavevectors of the incident, scattered and ejected electrons, respectively. Neglecting the recoil energy of the ionized molecule \mathbf{Q} , the conservation of energy is written as

$$\frac{k_0^2}{2} - V_i \approx \frac{k_s^2}{2} + \frac{k_e^2}{2}. \tag{13}$$

The experimental data analyzed below correspond to relatively high incident and scattered energies, and to asymmetric energy sharing (*i.e.*, $k_s \gg k_e$). Although it entails some degree of approximation, in such kinematical conditions, we work here in the framework of the first Born approximation and neglect exchange between the scattered and the ejected electrons. The triple differential cross section (TDCS) is defined by [74, 75]

$$\frac{d^3\sigma^{(e, 2e)}}{d\Omega_f d\Omega_e dE_e} = \frac{\mathcal{N}_i}{4\pi^2} \frac{k_f k_e}{k_0} \left| T_{if}^{(e, 2e)} \right|^2, \tag{14}$$

where the scattering amplitude is given by

$$T_{if}^{(e, 2e)} = \langle \Psi^f | \mathcal{V} | \Psi^i \rangle. \tag{15}$$

In eq. (15), Ψ^i represents the wave function of the system (incident electron–neutral molecule) before ionization, while Ψ^f represents that of the system after the collision (scattered electron–ejected electron–ionized molecule). \mathcal{V} denotes the interaction between the incident electron and the target composed of M nuclei and N electrons:

$$\mathcal{V} = - \sum_{m=1}^M \frac{Z_m}{|\mathbf{R}_m - \mathbf{r}_0|} + \sum_{j=1}^N \frac{1}{|\mathbf{r}_j - \mathbf{r}_0|}, \tag{16}$$

where \mathbf{r}_0 , \mathbf{r}_j and \mathbf{R}_m are, respectively, the position vectors of the incident electron, of the j -th bound electron and of the m -th nucleus. For a neutral target $\sum_{m=1}^M Z_m = N$.

In the frozen-core approximation, the neutral molecule CH_4 and the ionized molecule CH_4^+ are described by the same molecular orbitals. This approximation leads to the single-active-electron (position \mathbf{r} , $N = 1$) model where the dimensionality of the integrals is reduced from $3(N + 1)$ to 6. Moreover, if we neglect the spatial distribution of the nuclei $\mathbf{R}_m \approx \mathbf{0}$ [76], the scattering amplitude becomes

$$T_{if}^{(e, 2e)} = \left\langle \psi_{\mathbf{k}_e}^-(\mathbf{r}) \psi_s(\mathbf{r}_0) \left| \frac{1}{|\mathbf{r} - \mathbf{r}_0|} - \frac{1}{|\mathbf{r}_0|} \right| \phi_i(\mathbf{r}) \psi_0(\mathbf{r}_0) \right\rangle \tag{17}$$

where ψ_0 , ψ_s and $\psi_{\mathbf{k}_e}^-$ are the wave functions of the incident, the scattered and the ejected electrons, respectively. We also suppose that the incident and scattered electrons are described by plane waves. By using Bethe's integral, the integration over \mathbf{r}_0 leads to the following expression in the laboratory frame:

$$T_{if}^{(e, 2e)} = \frac{4\pi}{q^2} \langle \psi_{\mathbf{k}_e}^-(\mathbf{r}) | e^{i\mathbf{q}\cdot\mathbf{r}} - 1 | \phi_i(\mathbf{r}) \rangle, \tag{18}$$

with the transferred momentum

$$\mathbf{q} = \mathbf{k}_0 - \mathbf{k}_s. \tag{19}$$

The matrix element (18) depends on the orientation of the molecule with respect to the laboratory frame defined by Euler angles $\hat{\mathcal{R}}$. Since the molecules are randomly oriented in the experiments, an average over all the possible orientations has to be performed. The explicit calculation of (18) using Gaussian integrals will be detailed in subsection II F.

C. Molecular orbitals

The molecular orbitals of methane considered in this work are expressed as linear combinations of Slater Type Orbitals (STOs) centered on the heaviest nucleus following Moccia [77]:

$$\phi_i(\mathbf{r}) = \sum_{j=1}^{N_i} C_{ij} r^{n_j-1} e^{-\zeta_j r} Y_{l_j}^{m_j}(\hat{r}). \quad (20)$$

$Y_{l_j}^{m_j}$ denote the complex spherical harmonics where the values of $\{l_j, m_j\}$ are chosen depending on the irreducible representation of the tetrahedral molecular symmetry group T_d and the maximum l_j does not exceed 3. The nonlinear parameters $\{n_j, \zeta_j\}$ were optimized together with the geometrical equilibrium configuration by minimizing the total energy at the Hartree–Fock level where n_j are restricted to integers ≤ 8 . The linear coefficients were obtained by the usual self-consistent-field-procedure. The number of STOs actually used for molecular orbitals of methane is typically $N_i \sim 7 - 15$. The C–H distance corresponding to the equilibrium configuration is 2.080 a.u., and the ionization energy V_i is 13.71 eV and 25.05 eV for the $1t_2$ and $2a_1$ states, respectively.

D. Continuum wave functions

The radial functions $u_{l,k_e}(r)$ in the partial wave expansion (1) are the solution of the ordinary differential equation,

$$\left[-\frac{1}{2} \frac{d^2}{dr^2} + \frac{l(l+1)}{2r^2} + U^{\text{mol}}(r) \right] u_{l,k_e}(r) = \frac{k_e^2}{2} u_{l,k_e}(r), \quad (21)$$

where $U^{\text{mol}}(r)$ is a molecular central potential felt by the ejected electron. Although it is not a very proper approach, the approximation of a molecular potential with radial symmetry is justified here by the tetrahedral symmetry of the CH_4 molecule. A substantial advantage of using such a central potential is that the explicit calculation of the angular average over Euler angles in the $(e, 2e)$ case can be bypassed [62, 78]. In this contribution, we have investigated two choices for the potential $U^{\text{mol}}(r)$.

As a very first approximation, it is possible to consider a pure Coulomb potential $U^{\text{mol}}(r) = -z/r$, the ejected electron feeling over the whole space the asymptotic charge $z = 1$. The Coulomb phase shift is given by $\delta_l = \arg(\Gamma(l+1+i\eta))$ with the Sommerfeld parameter $\eta = -z/k_e$, and the radial functions are the regular Coulomb functions,

$$\begin{aligned} u_{l,k_e}(r) &= F_l(\eta, k_e r) \\ &= (2k_e r)^{l+1} e^{-\frac{\pi\eta}{2}} \frac{|\Gamma(l+1+i\eta)|}{2\Gamma(2l+2)} e^{ik_e r} {}_1F_1(l+1+i\eta, 2l+2; -2ik_e r), \end{aligned} \quad (22)$$

where ${}_1F_1$ is the Kummer confluent hypergeometric function [79, 80].

The Coulomb approximation is quite crude. As an improvement, we also consider a distorted model. We assume that the ejected electron feels a distorted radial potential, obtained as the angular average of the static exchange potential associated with molecular orbital ϕ_i [62, 78, 81]:

$$U_i(\mathbf{r}, \{\mathbf{R}_m\}) = - \sum_{m=1}^M \frac{Z_m}{|\mathbf{r} - \mathbf{R}_m|} + \sum_{i'=1}^{N_{\text{MO}}} (2 - \delta_{i,i'}) \int d\mathbf{r}' \frac{|\phi_{i'}(\mathbf{r}')|^2}{|\mathbf{r} - \mathbf{r}'|}. \quad (23)$$

Index i' denotes the molecular orbitals in the form (20) and $N_{\text{MO}} = 5$ is the total number of doubly occupied orbitals for methane: $1a_1$, $2a_1$, $1t_{2x}$, $1t_{2y}$ and $1t_{2z}$. The charge Z_m is 6 for the carbon atom and 1 for each hydrogen atom while \mathbf{R}_m is the position of the m -th nucleus. By applying an angular average to this anisotropic potential [78, 81], we obtain a radial potential $U_i^{\text{mol}}(r)$, labeled with respect to the selected ionized orbital ϕ_i . It turns out that using STOs as in (20) for $\phi_{i'}$ such potential has an analytic expansion in terms of incomplete Gamma functions [78]. This average model potential (see Fig. 2 in [62]) is dominated by the carbon nucleus charge at small distances, $U_i^{\text{mol}}(r) \sim -6/r$, it possesses a local minimum at $r = 2.08$ a.u. corresponding to the radial distance of the hydrogen atoms, and it

behaves as a Coulomb-like potential at large distances, $U_i^{\text{mol}}(r) \sim -1/r$. Distorted continuum wave functions $u_{l,k_e}(r)$, for a given energy range and over a finite spatial grid, can then be numerically calculated using for example the RADIAL code [82].

E. Representation of the continuum wave functions using optimal sets of complex Gaussians

The key idea to simplify the calculations of the transition matrix elements is to employ cGTOs to represent the radial functions, solutions of the differential equa-

tion (21),

$$u_{l,k_e}(r) \approx r^{l+1} \sum_{s=1}^N [c_s]_{l,k_e} e^{-[\alpha_s]_l r^2}. \quad (24)$$

The exponents $\{\alpha_s\}$ and the coefficients $\{c_s\}$ of cGTOs are complex-valued; the real part of the exponents is positive as to ensure integrability. Compared to the expansion proposed and used in [26, 40], numerical efficiency is improved by systematically introducing the term r^{l+1} that reproduces the correct behavior of $u_{l,k_e}(r)$ at small r (see behavior in Eq. (22) for the pure Coulomb case). Note that the coefficients depend on the partial wave number l and the wave number k_e while the exponents depend only on l . In other words, for a fixed l , we use a series of N exponents to represent a set of radial functions $\{u_{k_e}\}_l$ with different k_e ; for each function within this set, a combination of N linear coefficients $[c_s]_{l,k_e}$ is optimized.

1. Optimization of the exponents for Coulomb functions

The aim is to generate suitable sets of cGTOs that incorporate the behavior of continuum wave functions required to describe an electron ejected with an energy up to, say, $k_e^2/2 \simeq 2$ a.u.. Here we outline the numerical approach used to generate such optimal sets of complex exponents. For more technical details we refer the reader to [26, 40].

We consider $L + 1$ sets of regular Coulomb functions (22) defined as

$$\mathcal{F}_l : \{F_\nu(r) = F_l(\eta, k_\nu r)\}_{\nu=1, \dots, \nu_{\max}} \quad (25)$$

for $l = 0, \dots, L$. In each set we take $\nu_{\max} = 7$ regular Coulomb functions defined on a momentum grid $k_\nu = 0.5 + 0.25(\nu - 1)$ a.u., $\nu = 1, \dots, 7$, up to a comfortable radial distance $R = 30$ a.u.. For each set \mathcal{F}_l , we optimize $N = 30$ cGTOs with complex exponents $\{\alpha_1, \dots, \alpha_N\}_l$. The optimization is performed using a two-steps iterative algorithm where the exponents and the coefficients are alternatively optimized. After picking some initial choice of exponents spanning a large interval of real parts following ref. [26], (i) a linear least square optimization is applied to update the coefficients $\{c_s\}$ for the current set of exponents and (ii) the set of exponents $\{\alpha_s\}$ is updated to minimize some cost function by using a nonlinear method. Step (i) is performed by a least square fitting technique, while the second step makes use of a trust region algorithm [83]. The optimization of the $N = 30$ complex exponents is equivalent to a $2N = 60$ -variable optimization in real space. The trust region algorithm requires reasonable initial values for the Gaussian exponents. From our experience [40], picking the initial values of the real parts so that they

span a large domain (following a geometric progression, typically from 10^{-4} to 10^3) allows the optimization to perform efficiently. We iterate over steps (i) and (ii) until a reasonable convergence is reached. The cost function was chosen as a normalized sum over the modulus of the differences between the fitted functions (25) and their cGTOs expansions (24) on the radial grid. An extra penalty function was added to this sum in order to avoid the convergence of the real part of two different exponents to the same value. Table I reports the obtained exponents for $l = 0, \dots, 5$, ordered according to their real parts.

Note that the convergence of the optimized exponents with respect to the number of cGTO has been checked within the selected ranges of radial distance and energy. Should the domain of interest be larger than 30 a.u., or should the electron energy reach much higher values, the basis set would necessitate using more cGTO terms [26].

2. Optimization of the coefficients for distorted waves

Although the cGTOs in Table I are initially optimized to fit regular Coulomb functions, we have observed that the same sets of exponents can be used to accurately reproduce distorted radial functions in similar energy and radial ranges (and even at slightly higher energies). Using the distorted waves arising from eq. (21) for a given energy range, we need only to perform once the linear least square optimization of the coefficients $\{c_s\}$ (step (i) in the algorithm explained above), which can be done at a low computational cost.

F. Matrix elements evaluation using closed-form integrals

Thanks to the use of cGTOs representation (24), we derive in this section closed-form expressions for all integrals required to evaluate the observables of sections II A and II B.

1. Photoionization: dipole transition elements

Using cGTOs allows to easily write the dipole transition elements in both length (\mathcal{L}) and velocity (\mathcal{V}) gauges in closed form as first demonstrated in [27, 40]. Here we summarize the main expressions for each gauge in a more compact formalism adapted to the Gaussian fitting of the form (24). After substituting the molecular orbital (20) and the partial wave expansion of the continuum wave function (1), and performing the angular integrations with standard tools [69, 84], the transition element (12) can be written as

$$\mathcal{M}_{l,m,\mu}^{(\mathcal{G})} = (-1)^m c^{(\mathcal{G})} \sum_{j=1}^{N_i} C_{ij} \begin{pmatrix} l & 1 & l_j \\ -m & \mu & m_j \end{pmatrix} \mathcal{K}_{l,l_j} \mathcal{R}_{l,l_j}^{(\mathcal{G})} \delta_{l,l_j \pm 1} \delta_{m,m_j + \mu}, \quad (26)$$

where the superscript indicates the length $\mathcal{G} = \mathcal{L}$ and velocity $\mathcal{G} = \mathcal{V}$ gauges. The different factors in (26) read as follows:

$$\mathcal{K}_{l,l_j} = \begin{cases} (-1)^{l_j} \sqrt{l_j} & \text{if } l = l_j - 1, \\ (-1)^{l_j+1} \sqrt{l_j+1} & \text{if } l = l_j + 1, \end{cases} \quad (27)$$

$$\begin{aligned} c^{(\mathcal{L})} &= -1, & \mathcal{R}_{l,l_j}^{(\mathcal{L})} &= \mathcal{J}_{l,k_e}(\zeta_j, n_j + 1), \\ c^{(\mathcal{V})} &= \frac{1}{E_\gamma}, & \mathcal{R}_{l,l_j}^{(\mathcal{V})} &= -\zeta_j \mathcal{J}_{l,k_e}(\zeta_j, n_j) + (n_j - 1 + b_{ll_j}) \mathcal{J}_{l,k_e}(\zeta_j, n_j - 1), \end{aligned} \quad (28)$$

with

$$b_{ll_j} = \begin{cases} -l_j & \text{if } l = l_j + 1, \\ l_j + 1 & \text{if } l = l_j - 1. \end{cases} \quad (29)$$

The $\mathcal{R}_{l,l_j}^{(\mathcal{G})}$ quantities in (28) contain the radial integrals defined as

$$\mathcal{J}_{l,k_e}(\zeta, n) = \int_0^\infty (u_{l,k_e}(r))^* e^{-\zeta r} r^n dr. \quad (30)$$

By substituting now the radial function $u_{l,k_e}(r)$ by its cGTOs expansion (24), these integrals are given as a sum of closed-form integrals:

$$\begin{aligned} \mathcal{J}_{l,k_e}(\zeta, n) &\approx \sum_{s=1}^N [c_s]_{l,k_e}^* \int_0^\infty e^{-[\alpha_s]_l^* r^2} e^{-\zeta r} r^{l+n+1} dr \\ &= \sum_{s=1}^N [c_s]_{l,k_e}^* \mathcal{G}([\alpha_s]_l^*, \zeta, l+n+1), \end{aligned} \quad (31)$$

where \mathcal{G} can be evaluated as

$$\begin{aligned} \mathcal{G}(\alpha, \gamma, n) &= \frac{\Gamma(n+1)}{(4\alpha)^{\frac{n+1}{2}}} U\left(\frac{n+1}{2}, \frac{1}{2}; \frac{\gamma^2}{4\alpha}\right) \\ &= \frac{\Gamma(n+1)}{(2\alpha)^{\frac{n+1}{2}}} e^{\frac{\gamma^2}{8\alpha}} D_{n+\frac{1}{2}}\left(\frac{\gamma}{\sqrt{2\alpha}}\right), \end{aligned} \quad (32)$$

$U(a, b; z)$ being the Tricomi function and $D_a(z)$ the parabolic cylinder function [79, 80]. Numerical values of those two special functions can be easily computed using standard mathematical packages [85].

2. Ionization by electronic impact

We proceed now to the calculation of the transition matrix element (18) in the $(e, 2e)$ case. We make use of the Rayleigh expansion in terms of the spherical Bessel function j_λ [69, 84]

$$e^{i\mathbf{q}\cdot\mathbf{r}} = 4\pi \sum_{\lambda,\mu} i^\lambda j_\lambda(qr) Y_\lambda^{\mu*}(\hat{q}) Y_\lambda^\mu(\hat{r}), \quad (33)$$

of the molecular orbital (20) and of the partial wave expansion (1) with the Gaussian representation (24). The angular part of the integration is performed with standard tools [69, 84]. The transition integral (18) can then be written as the sum of two terms

$$T_{if}^{(e,2e)} = T_{i\mathbf{k}_e}^{(1)}(\mathbf{q}; \hat{\mathcal{R}}) - T_{i\mathbf{k}_e}^{(2)}(\mathbf{q}; \hat{\mathcal{R}}), \quad (34)$$

where

$$T_{i\mathbf{k}_e}^{(1)}(\mathbf{q}; \hat{\mathcal{R}}) = \frac{(4\pi)^2}{q^2} \sqrt{\frac{2}{\pi}} \frac{1}{k_e} \sum_{j=1}^{N_i} C_{ij} \sum_{\nu_j=-l_j}^{l_j} \mathcal{D}_{\nu_j m_j}^{l_j}(\hat{\mathcal{R}}) \mathcal{S}_j^{\nu_j}, \quad (35)$$

and

$$T_{i\mathbf{k}_e}^{(2)}(\mathbf{q}; \hat{\mathcal{R}}) = \frac{4\pi}{q^2} \sqrt{\frac{2}{\pi}} \frac{1}{k_e} \sum_{j=1}^{N_i} C_{ij} (-i)^{l_j} e^{i\delta_{l_j}} \mathcal{J}_{l,k_e}(\zeta_j, n_j) \sum_{\nu_j=-l_j}^{l_j} \mathcal{D}_{\nu_j m_j}^{l_j}(\hat{\mathcal{R}}) Y_{l_j}^{\nu_j}(\hat{k}_e). \quad (36)$$

Eqs. (34), (35) and (36) take into account the rotation (2) of the spherical harmonics associated with the \hat{q} and the \hat{k}_e directions into the molecular frame, with Euler angles $\hat{\mathcal{R}}$. In (36), the radial integrals \mathcal{I}_{l,k_e} are the same as those appearing in the case of photoionization, namely (30), and can be calculated through Eqs. (31) and (32). In contrast, the elements $\mathcal{S}_j^{\nu_j}$ in the first contribution (35) are a little more complicated, being defined as

$$\mathcal{S}_j^{\nu_j} = \sum_{l,m} e^{i\delta_l} Y_l^m(\hat{k}_e) \sum_{\lambda} i^{\lambda-l} \langle l m | \lambda, m - \nu_j | l_j \nu_j \rangle \left(Y_{\lambda}^{m-\nu_j}(\hat{q}) \right)^* \mathcal{I}_{l,k_e,\lambda}(\zeta_j, n_j, q), \quad (37)$$

with the Gaunt coefficients denoted as [69]

$$\langle l_1 m_1 | l_3 m_3 | l_2 m_2 \rangle \equiv \int Y_{l_1}^{m_1*}(\hat{r}) Y_{l_3}^{m_3}(\hat{r}) Y_{l_2}^{m_2}(\hat{r}) d\hat{r}, \quad (38)$$

and the radial integrals defined as

$$\mathcal{I}_{l,k_e,\lambda}(\zeta, n, q) = \int_0^{\infty} (u_{l,k_e}(r))^* e^{-\zeta r} j_{\lambda}(qr) r^n dr. \quad (39)$$

In order to evaluate the integrals \mathcal{I} (39), we use the cGTOs representation (24), leading to

$$\begin{aligned} \mathcal{I}_{l,k_e,\lambda}(\zeta, n, q) \\ \approx \sum_{s=1}^N [c_s]_{l,k_e}^* \int_0^{\infty} e^{-[\alpha_s]_l^* r^2} e^{-\zeta r} j_{\lambda}(qr) r^{n+l+1} dr. \end{aligned} \quad (40)$$

The individual integrals appearing in this sum have an oscillating integrand because of the Bessel function, as investigated in [86]. Their evaluation may not be easy depending on the values of ζ, λ, q, n and l . The calculation of (40) can be facilitated by applying the finite Hankel representation of the spherical Bessel functions (formulae 10.49.1 and 10.49.2 of ref. [87]),

$$\begin{aligned} j_{\lambda}(z) = \frac{(-i)^{\lambda}}{2i} \sum_{k=0}^{[\lambda/2]} (-1)^k a_{2k}(\lambda + \frac{1}{2}) \left(\frac{e^{iz}}{z^{2k+1}} - (-1)^{\lambda} \frac{e^{-iz}}{z^{2k+1}} \right) \\ + \frac{(-i)^{\lambda}}{2} \sum_{k=0}^{[(\lambda-1)/2]} (-1)^k a_{2k+1}(\lambda + \frac{1}{2}) \left(\frac{e^{iz}}{z^{2k+2}} + (-1)^{\lambda} \frac{e^{-iz}}{z^{2k+2}} \right) \end{aligned} \quad (41)$$

where the polynomial coefficients are given by

$$a_k(\lambda + \frac{1}{2}) = \begin{cases} \frac{(\lambda + k)!}{2^k k! (\lambda - k)!}, & k = 0, 1, \dots, \lambda \\ 0, & k = \lambda + 1, \lambda + 2, \dots \end{cases} \quad (42)$$

The square brackets in the upper summation boundaries $[x]$ denote the integer part of x , and a sum is ignored if the lower summation boundary exceeds the upper one. Substituting this expression in (40), we obtain

$$\mathcal{I}_{l,k_e,\lambda}(\zeta, n, q) = \sum_{s=1}^N [c_s]_{l,k_e}^* \left[\mathcal{I}_{l,k_e,\lambda}^{(1)}(\zeta, n, q, [\alpha_s]_l^*) + \mathcal{I}_{l,k_e,\lambda}^{(2)}(\zeta, n, q, [\alpha_s]_l^*) \right], \quad (43)$$

where the $\mathcal{I}_{l,k_e,\lambda}^{(1,2)}$ integrals can also be expressed in terms of the $\mathcal{G}(\alpha, \gamma, n)$ integrals given by eq. (32),

$$\begin{aligned} \mathcal{I}_{l,k_e,\lambda}^{(1)}(\zeta, n, q, [\alpha_s]_l^*) = \frac{(-i)^{\lambda}}{2i} \sum_{k=0}^{[\lambda/2]} \frac{(-1)^k a_{2k}(\lambda + \frac{1}{2})}{q^{2k+1}} \\ \times [\mathcal{G}([\alpha_s]_l^*, \zeta - iq, n + l - 2k) - (-1)^{\lambda} \mathcal{G}([\alpha_s]_l^*, \zeta + iq, n + l - 2k)], \end{aligned} \quad (44)$$

$$\begin{aligned} \mathcal{I}_{l,k_e,\lambda}^{(2)}(\zeta, n, q, [\alpha_s]_l^*) = \frac{(-i)^{\lambda}}{2} \sum_{k=0}^{[(\lambda-1)/2]} \frac{(-1)^k a_{2k+1}(\lambda + \frac{1}{2})}{q^{2k+2}} \\ \times [\mathcal{G}([\alpha_s]_l^*, \zeta - iq, n + l - 2k - 1) + (-1)^{\lambda} \mathcal{G}([\alpha_s]_l^*, \zeta + iq, n + l - 2k - 1)]. \end{aligned} \quad (45)$$

Despite the heavy appearance of the above formulae and sums, each term is actually easy to evaluate be-

cause the \mathcal{G} quantities just require a good routine for the parabolic cylinder function [85]. If the initial target state $\phi_i(\mathbf{r})$ is expanded over monocentric GTOs rather than STOs as in Eq. (20), the radial integrations are much simpler; we refer to [86] for the formulas and a detailed numerical investigation.

The transition amplitude obtained through (34) is then substituted in the differential cross section formula (14), followed in principle by Euler-angle averaging. This last step can actually be bypassed in the present calculations, thanks to the use of a pre-averaged potential $U^{\text{mol}}(r)$ (see details in subsection IID). We finally get the TDCS for the electron impact ionization of methane in a very efficient way.

III. RESULTS

The reliability of the proposed Gaussian approach is now being tested in realistic conditions inspired by experimental results taken from the literature. We will also compare the Gaussian results with those of other benchmark theoretical approaches using similar assumptions. We focus on two target orbitals of methane, the highest occupied molecular orbital $1t_2$ and the next highest occupied molecular orbital $2a_1$. We would like to emphasize that in the method proposed in this work the most demanding part of the calculation is the optimization of the cGTO exponents. However, this preliminary first step has to be performed only once for a chosen energy range. Typically, the multidimensional optimization takes one day with one CPU for each value of l . The subsequent steps, *i.e.* the cross sections calculations, are relatively rapid thanks to the analytical formulation derived in section II: typically, 30s of CPU time for each energy abscissa in the case of photoionization, and a few hours for one TDCS point at a given angle in the $(e, 2e)$ case.

A. CH₄ photoionization

The photoionization cross section $\sigma^{(\mathcal{G})}(k_e)$ and asymmetry parameter $\beta^{(\mathcal{G})}(k_e)$ are presented in Fig. 1. Results of the cGTO approach with the distorting molecular potential (see details in subsection IID), are shown for both length and velocity gauges, together with available experimental points and two selected theoretical results.

For both orbitals, the Gaussian cross section obtained in velocity gauge agrees best with the experimental points (experimental uncertainties are not shown) [44, 45]. The theoretical results reproduce the main features of the energy dependency: for the $2a_1$ orbital, the shape of the maximum around 40eV and the absolute values are good; for the $1t_2$ orbital, except at low photon energy, the decreasing shape and the absolute values of the results agree equally well with experimental points.

Cross sections obtained in the length gauge are larger and clearly overestimate the experimentally observed magnitude; however, the general tendencies are still correctly recovered. The Gaussian results are also compared with TD-DFT results of Stener *et al* [48] (obtained in length gauge) and with the single-center method of Novikovskiy *et al* [50] (obtained in velocity form). None of them (including the present results) give uniformly perfect agreement but the order of magnitude of the discrepancies between theoretical with experimental points or among theoretical results remains acceptable.

The bottom panels of Fig. 1 show the results for the asymmetry parameter, compared with available experimental points of [46] for the $1t_2$ orbital between 15 and 30 eV (to our knowledge, no experimental data is available outside this energy range, nor for the $2a_1$ orbital). The agreement is not so good, but this is not totally surprising because the asymmetry parameter is related to the photoelectron angular distribution which is strongly sensitive to the quality of the wave functions used in the calculation. In contrast to what is observed for cross sections, larger absolute values are obtained in velocity gauge. A comparison with benchmark TD-DFT results [48], obtained in length gauge, shows that the general trends are similar. Our velocity gauge results agree best with TD-DFT results in the case orbital $2a_1$, whereas length gauge results are somehow closer to the TD-DFT and to experimental points in the case of orbital $1t_2$.

A similar comparison was presented in [40] for two other XH_n molecules, namely water and ammonia. In all cases, including the present calculations on CH₄, the cGTO description of the continuum is shown to be reliable to calculate photoionization observables.

B. CH₄ ionization by electronic impact in coplanar geometry

Our investigation now turns to electronic impact ionization of methane. Several series of experimental data collected in coplanar asymmetric geometry are considered here for comparison and assessment of the cGTO calculations.

We have first calculated the TDCS for the kinematic parameters of the Lahmam-Bennani *et al* experiment [52] where the scattered electron is detected at an energy of 500 eV, with ejected electron energy of 12 eV, 37 eV or 74 eV, and a scattering angle of the fast outgoing electron at $\theta_s = -6^\circ$. In this experiment, the low energy electron analyzer is swept around the plane over angular ranges $\theta_e \in [25^\circ, 160^\circ]$ and $\theta_e \in [200^\circ, 335^\circ]$. In such kinematical and geometrical configurations, the angular distributions feature two peaks: one close to the momentum transfer direction (known as binary peak) and one in the opposite direction (known as recoil peak). The cGTO results for the ionization of the inner $2a_1$ orbital are shown in Fig. 2 for an ejected electron energy $E_e = 37$ eV with two different choices of the continuum wave function, ei-

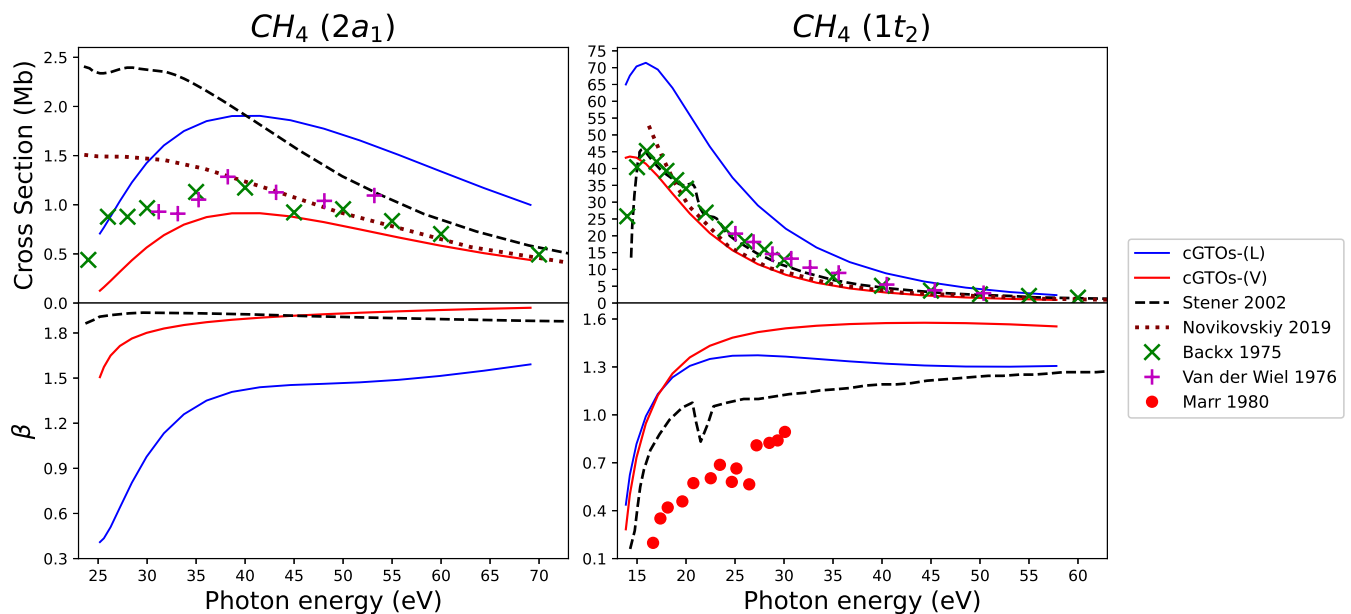


Figure 1. Partial photoionization cross section $\sigma^{(\mathcal{G})}(k_e)$ (top panels) and asymmetry parameter $\beta^{(\mathcal{G})}(k_e)$ (bottom panels) as a function of the photon energy E_γ (in eV, see eq. (3)), for orbitals $2a_1$ (left panels) and $1t_2$ (right panels) of CH_4 . Present results using cGTOs in both length (-L) and velocity (-V) gauges are compared with results from other theoretical methods: TD-DFT by Stener *et al* [48] (dashed line) and single-center method of Novikovskiy *et al* [50] (dark red dotted line), and experimental points: Backx & Van der Wiel [44] (green diagonal crosses), Van der Wiel *et al* [45] (straight violet crosses) and Marr *et al* [46] (red spots).

ther a pure Coulomb wave (a quite crude choice) or a distorted wave (see details in subsection IID). Calculations based on analytical integrals using cGTO expansions are compared with results obtained with numerical integrals, that is to say using the 'exact' original wave functions and numerical quadrature. The perfect agreement shows that the cGTO representation of the continuum and the associated analytical integrals are fully reliable. The same agreement is found also for other kinematical situations and also when ionizing the $1t_2$ orbital. This being ascertained, all the TDCS to be presented hereafter have been obtained with the Gaussian analytical approach proposed in this work.

In Fig. 3 we compare theoretical and experimental results, for both the $2a_1$ and $1t_2$ orbitals, and for three values of the ejected energy. All other theoretical curves and experimental points have been normalized to the maximum point of the distorted wave calculation at the main binary peak, independently for each panel of Fig. 3. Our theoretical results using the Coulomb wave function reproduce those published TDCS within the same approximation [52, 62] (not shown on Fig. 3) [88]. The obtained TDCS recover the main binary peaks but clearly fail to reproduce the recoil peaks observed in the measurements. The distorted wave calculations lead to a better agreement, especially for the $2a_1$ orbital where the relative amplitudes of the recoil and binary peaks agree quite well with the experiment. Our distorted wave results are globally similar to those obtained within the complex Kohn

method (CKM) [57] in which the interaction between the ejected electron and the residual molecular ion is treated in a close coupling method (in [57] the spatial distribution of the hydrogen nuclei is properly taken into account - see footnote [76]). They are also very similar in both shape and magnitude (not shown) to those obtained with the multicenter distorted-wave method (MCDW) [63] in which the continuum wave function of the slow ejected electron is calculated in a multicenter potential of the residual ion. The similarity in calculated TDCS indicates that the anisotropic potential plays no major role, at least for methane and for the considered geometrical and kinematical configuration.

The three calculations (present cGTO distorted wave, MCDW [63] and CKM [57]) provide an agreement with the measurements that is overall acceptable. As expected from the first Born approximation, the cGTO TDCS is symmetric with respect to the momentum transfer direction and the angular shift of the experimental binary peak is not reproduced.

As a second test, we have explored the kinematical parameters presented in the more recent experiments of Ali *et al* [66], *i.e.* an incident electron energy of 250 eV, an ejected electron with either energy 50 eV or 30 eV, and several fixed scattering angles of the fast outgoing electron (θ_s between -20° and -30° with 2.5° steps). The low energy electrons are detected over the angular range $\theta_e \in [27.5^\circ, 130^\circ]$, with a focus on the binary region. The cGTO TDCS are presented in Fig. 4 for the target orbital

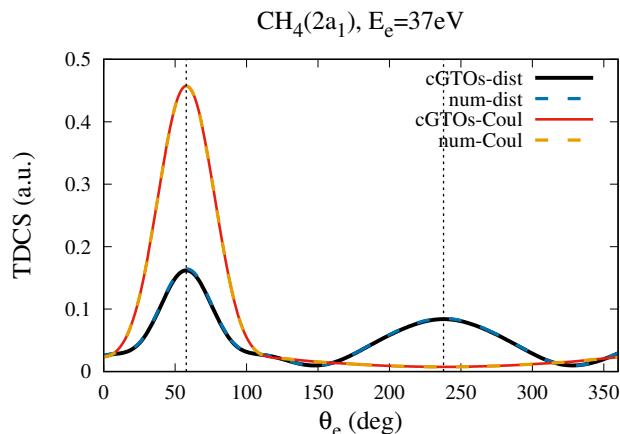


Figure 2. TDCS for ionization by electronic impact of the inner ($2a_1$) valence orbital of CH_4 , as a function of ejection angle θ_e , at fixed scattering angle of $\theta_s = -6^\circ$, $E_s = 500$ eV, $E_e = 37$ eV (as in the experiments of Lahmam-Bennani *et al* [52]). For a Coulomb wave for the ejected electron (red line) or a distorted wave (black thick line), the results obtained with the cGTO approach are compared to the purely numerical ones (blue and orange dashed lines). The vertical lines indicate the momentum transfer direction and its opposite.

$1t_2$ with an ejected electron energy of 50 eV. Fig. 4 also collects the experimental data and some of the theoretical results of [66]. In this experiment, the data associated with different scattering angles were internormalized so that only one point, the maximum of the $\theta_s = -20^\circ$ curve, was used to normalize the experimental data to the distorted wave calculation for all panels of Fig. 4. The earlier measured data of [59] at $\theta_s = -20^\circ$ are also reported. The distinctive feature of the TDCS from $1t_2$ state is the splitting of its binary peak into a double peak appearing with increasing scattering angle, due to the p-type character of this orbital, as previously predicted in [62] and observed in [66]. Again, the present cGTO results compare quite well with the experimental results. The double peak structure is well reproduced. As expected, the angular shift of the binary peak from the direction of the momentum transfer direction is not recovered due to the first Born approximation. Comparison within theoretical results remains very satisfactory, the cGTO calculation being close to the results of earlier calculations using Generalized Sturmian Functions (GSF) [66, 78]. Both are symmetric with respect to the momentum transfer, and differ from the results obtained with the molecular three-body distorted wave (M3DW) approach [2, 66]. This is to be expected since the latter uses for the initial bound state a Dyson molecular orbital for the active electron, and for the final state two distorted waves multiplied by an electron-electron distortion factor; moreover, contrary to our case, exchange is included. The discrepancies between the theoretical methods (GSF and M3DW), and between theoretical and

experimental points, have been analyzed in [66]. The present results confirm this global picture with a similar agreement as the orders of magnitude are concerned. Indeed, since the TDCS have been internormalized, Fig. 4 provides not only a visual comparison of the shapes but also an insight of the TDCS relative magnitudes at different scattering angles.

Similar conclusions can be drawn from the analysis of Fig. 5 where the TDCS is shown for an ejected electron energy of 30 eV, all other parameters remaining unchanged. With this lower ejection energy, the agreement between theory and experiment is better at low scattering angles. Discrepancies appear at larger scattering angles when the double peak fades in the experimental data but remains in the present cGTO (Coulomb or distorted) and GSF theoretical curves.

TDCS calculation using cGTO-expanded wave functions and analytical integrals thus succeed in reproducing the main features of experimental ($e, 2e$) TDCS for methane in coplanar asymmetric geometry and with different sets of kinematic parameters. These results validate the present Gaussian methodology as a reliable tool for the theoretical description of collision processes involving continuum states.

IV. SUMMARY

We have studied theoretically the ionization of the inner ($2a_1$) and outer ($1t_2$) valence orbitals of the CH_4 molecule, by both photon and electron impact. Inspired by the available experimental data, we have considered here ejected electrons with energy up to about 2.7 a.u.. For the photoionization, within the dipolar approximation, we have looked at the energy dependence of the cross section and the asymmetry parameter related to the angular distribution of the ejected electron. For the electron impact ionization, within the first Born approximation, we have focused on the angular distributions of the triple differential cross sections related to ($e, 2e$) experiments in coplanar asymmetric geometries, in which the incident electron is scattered with an energy much larger than the ejected electron. For both processes, we have worked within a one-center approach, and with bound molecular target states described by Slater type orbitals provided in the literature. The ejected electron is described by a continuum state of a model molecular central potential; the corresponding radial function is subsequently represented by a finite sum of complex Gaussian type orbitals, *i.e.*, GTO with complex-valued exponents. With these ingredients, we have provided the formulation to calculate all ionization matrix elements analytically. The present manuscript has given solid evidence that the calculation scheme works very well.

In spite of the approximations, the calculated ionization observables for CH_4 are of fair quality. For photoionization, when compared to other theoretical results and experimental data, an overall acceptable agreement

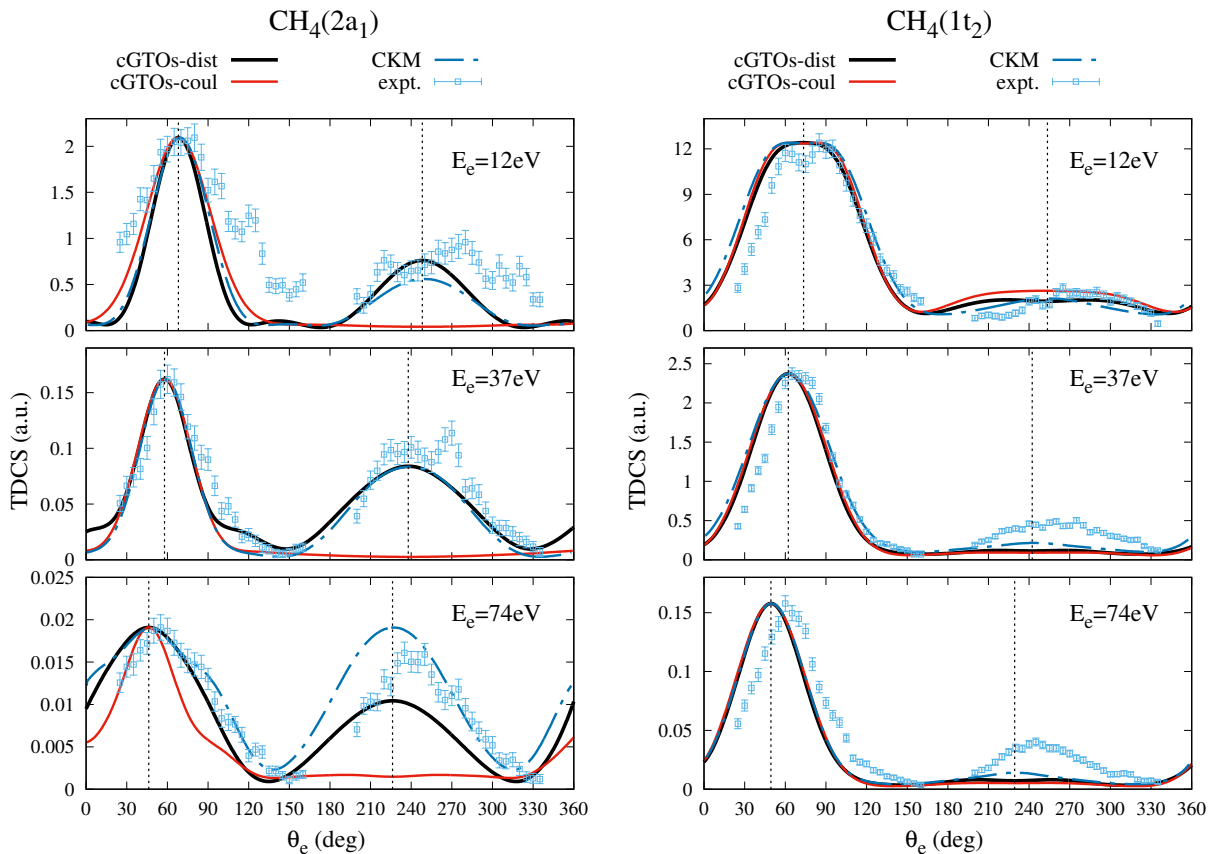


Figure 3. TDCS for ionization by electronic impact of the inner ($2a_1$, left panels) and outer ($1t_2$, right panels) valence orbitals of CH_4 , as a function of ejection angle θ_e , at fixed scattering angle of $\theta_s = -6^\circ$, with kinematical parameters of Lahmam-Bennani *et al* [52], $E_s = 500$ eV, $E_e = 12$ eV (upper panels), 37 eV (middle panels) and 74 eV (lower panels). The present cGTO calculations with the ejected electron described by a Coulomb wave (red line) and a distorted wave (black thick line), are compared with the complex Kohn method (CKM) results (blue dashed line) [57] and the experimental points [52]. The vertical lines indicate the momentum transfer direction and its opposite. The relative experimental data have been normalized at the binary peak maximum to the cGTO theoretical curve obtained with the distorted potential.

is found in the velocity gauge, especially for the outer $1t_2$ orbital. For electron impact ionization, and for different sets of kinematical and geometrical parameters, a reasonable agreement is found with TDCS obtained by other theories using similar approximations and also with measured angular distributions.

In our opinion, more importantly than the calculated cross sections it is the approach itself which opens new perspectives. The originality stands in the use of cGTO to represent the continuum radial function. In the present study such representation is demonstrated to be sufficiently accurate for energies up to 2.7 a.u. and spanning a radial domain of 30 a.u.. It is used here in combination with one-center molecular bound states described by a sum of Slater type orbitals, leading to ionization matrix elements in closed form. The analytical formulation is even simpler if monocentric Gaussian type orbitals are used. With practically no effort, it can be readily adapted for both ionization processes, the radial integrals reducing to well known Gaussian integrals (we

refer to [86] for the formulas and a numerical investigation).

The proposed approach allows one to envisage treating molecular processes, for example with large molecules as long as the wave function is practically negligible beyond 30 a.u. (as was the case for a small molecule such as CH_4). Moreover, the analytical character of the matrix elements is maintained also in a multicentric GTO description of the target. In that case, the formulation, whether in radial or Cartesian coordinates, makes use of the Gaussian mathematical properties extended to the complex plane [89]. As a consequence our Gaussian approach should allow us to consider studying molecular processes with molecules whose orbitals are issued for example by the Gaussian package [90]. Finally, it is our intention to further develop the method by considering multicentric continuum states, whose cGTO representation would lead to an all-Gaussian approach.

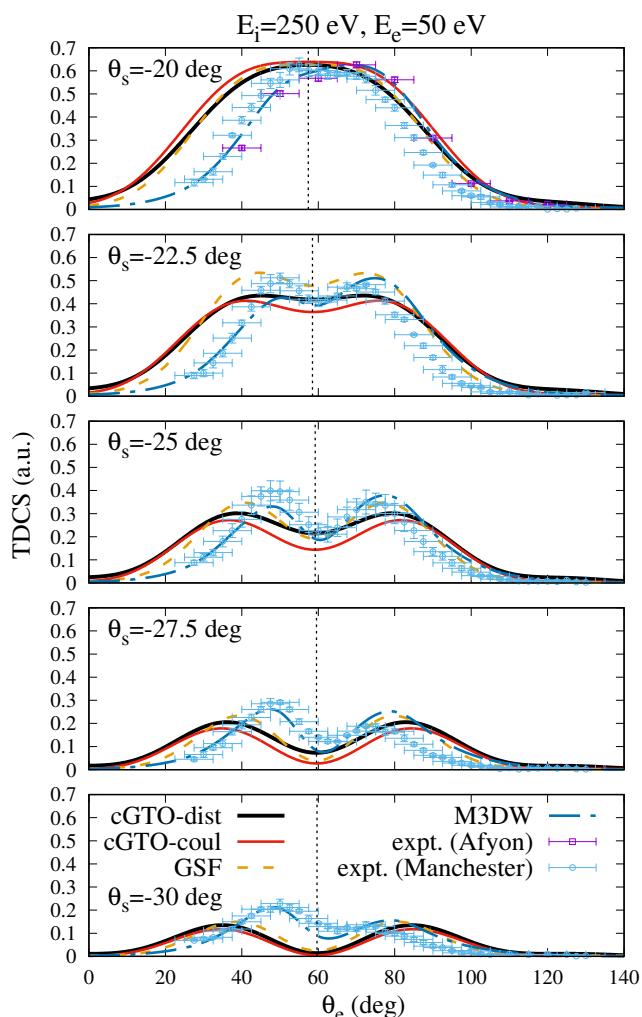


Figure 4. TDCS for ionization by electronic impact of the outer ($1t_2$) valence orbital of CH_4 , as a function of the ejection angle θ_e , for different values of the scattering angle (from top to bottom) $\theta_s = -20^\circ$, -22.5° , -25° , -27.5° and -30° with kinematical parameters of Ali *et al* [66], $E_i = 250$ eV, $E_e = 50$ eV. The present cGTO calculations with the ejected electron described by a Coulomb wave (red line) and a distorted wave (black thick line), are compared with the theoretical (M3DW - dashed blue and GSF - dashed orange) curves and with the experimental points published in [66]. For $\theta_s = -20^\circ$, the experimental points of [59] are also shown. The vertical dotted lines indicate the momentum transfer direction. The experimental data, as well as the M3DW and the GSF results, have been normalized to the cGTO curve obtained with distorted potential at the binary peak maximum for $\theta_s = -20^\circ$.

-
- [1] J. Tennyson, Electron-molecule collision calculations using the R-matrix method, *Physics Reports* **491**, 29 (2010).
 [2] D. H. Madison and O. Al-Hagan, The distorted-wave born approach for calculating electron-impact ionization

- of molecules, *Journal of Atomic and Molecular Physics* **2010** (2010).
 [3] C. M. Granados-Castro, L. U. Ancarani, G. Gasaneo, and D. M. Mitnik, A Sturmian approach to photoionization of molecules, in *Advances in Quantum Chemistry*, Vol. 73

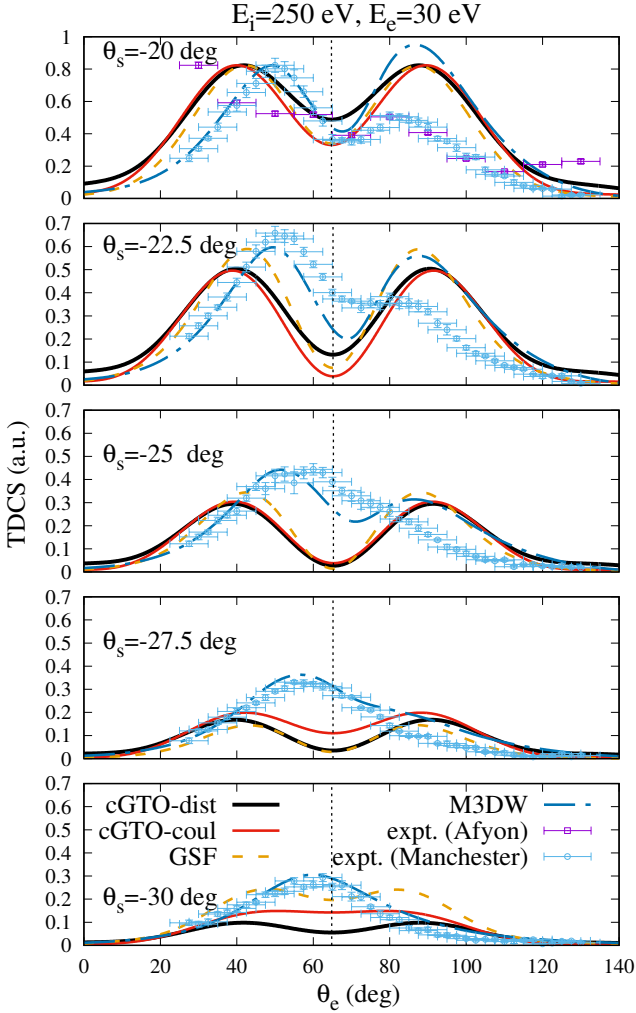


Figure 5. Same as Fig. 4 but for $E_e = 30$ eV. The experimental data, as well as the M3DW and the GSF results, have been normalized to the cGTO curve obtained with distorted potential at the binary peak maximum for $\theta_s = -20^\circ$.

(Elsevier, 2016) pp. 3–57.

- [4] I. Bray, D. V. Fursa, A. Kadyrov, A. Stelbovics, A. Kheifets, and A. Mukhamedzhanov, Electron-and photon-impact atomic ionisation, *Physics Reports* **520**, 135 (2012).
- [5] T. Rescigno, M. Baertschy, W. Isaacs, and C. McCurdy, Collisional breakup in a quantum system of three charged particles, *Science* **286**, 2474 (1999).
- [6] I. Bray, Low-energy electron-impact ionization of atomic hydrogen with equal energy outgoing electrons, *Journal of Physics B: Atomic, Molecular and Optical Physics* **33**, 581 (2000).
- [7] J. Colgan and M. S. Pindzola, Double-and triple-differential cross sections for the low-energy electron-impact ionization of hydrogen, *Physical Review A* **74**, 012713 (2006).
- [8] C. W. McCurdy, D. A. Horner, T. N. Rescigno, and F. Martin, Theoretical treatment of double photoionization of helium using a b-spline implementation of exterior complex scaling, *Physical Review A* **69**, 032707 (2004).
- [9] P. Selles, L. Malegat, and A. K. Kazansky, Ab initio calculation of the whole set of the double-photoionization cross sections, *Physical Review A* **65**, 032711 (2002).
- [10] J. Colgan, M. Pindzola, and F. Robiccheaux, Fully quantal ($\gamma, 2e$) calculations for absolute differential cross sections of helium, *Journal of Physics B: Atomic, Molecular and Optical Physics* **34**, L457 (2001).
- [11] J. M. Randazzo, D. Mitnik, G. Gasaneo, L. U. Ancarani, and F. D. Colavecchia, Double photoionization of helium: a generalized Sturmian approach, *The European Physical Journal D* **69**, 1 (2015).
- [12] J. G. Hill, Gaussian basis sets for molecular applications, *International Journal of Quantum Chemistry* **113**, 21 (2013).
- [13] I. Shavitt, The Gaussian function in calculations of statistical mechanics and quantum mechanics., in *Methods in Computational Physics*, edited by B. Alder, S. Fernbach, and M. Rotenberg (Academic Press, New York, 1963) pp. 1–45.
- [14] K. Kaufmann, W. Baumeister, and M. Jungen, Universal Gaussian basis sets for an optimum representation of Rydberg and continuum wavefunctions, *Journal of Physics B: Atomic, Molecular and Optical Physics* **22**, 2223 (1989).
- [15] B. M. Nestmann and S. D. Peyerimhoff, Optimized Gaussian basis sets for representation of continuum wavefunctions, *Journal of Physics B: Atomic, Molecular and Optical Physics* **23**, L773 (1990).
- [16] A. Faure, J. D. Gorfinkiel, L. A. Morgan, and J. Tennyson, Gtobas: fitting continuum functions with Gaussian-type orbitals, *Computer Physics Communications* **144**, 224 (2002).
- [17] M. Fiori and J. E. Miraglia, New approach for approximating the continuum wave function by Gaussian basis set, *Computer Physics Communications* **183**, 2528 (2012).
- [18] Z. Mašin and J. D. Gorfinkiel, Towards an accurate representation of the continuum in calculations of electron, positron and laser field interactions with molecules, *Journal of Physics: Conference Series* **490**, 012090 (2014).
- [19] C. Marante, L. Argenti, and F. Martín, Hybrid Gaussian-b-spline basis for the electronic continuum: Photoionization of atomic hydrogen, *Physical Review A* **90**, 012506 (2014).
- [20] Y. Zhu and J. M. Herbert, High harmonic spectra computed using time-dependent Kohn-Sham theory with Gaussian orbitals and a complex absorbing potential, *The Journal of Chemical Physics* (2021).
- [21] E. Coccia and E. Luppi, Time-dependent ab initio approaches for high-harmonic generation spectroscopy, *Journal of Physics: Condensed Matter* (2021).
- [22] A. P. Woźniak, M. Lesiuk, M. Przybytek, D. K. Efimov, J. S. Prauzner-Bechcicki, M. Mandrysz, M. Ciappina, E. Pisanty, J. Zakrzewski, M. Lewenstein, *et al.*, A systematic construction of Gaussian basis sets for the description of laser field ionization and high-harmonic generation, *The Journal of Chemical Physics* **154**, 094111 (2021).
- [23] C. Witzorky, G. Paramonov, F. Bouakline, R. Jaquet, P. Saalfrank, and T. Klamroth, Gaussian-type orbital calculations for high harmonic generation in vibrating molecules: Benchmarks for H_2^+ , *Journal of Chemical Theory and Computation* **17**, 7353 (2021).
- [24] J. W. Gao, T. Miteva, Y. Wu, J. G. Wang, A. Dubois,

- and N. Sisourat, Single- and double-ionization processes using Gaussian-type orbitals: Benchmark on antiproton-helium collisions in the keV-energy range, *Physical Review A* **103**, L030803 (2021).
- [25] C. Morassut, E. Luppi, and E. Coccia, A TD-CIS study of high-harmonic generation of uracil cation fragments, *Chemical Physics* **559**, 111515 (2022).
- [26] A. Ammar, A. Leclerc, and L. U. Ancarani, Fitting continuum wavefunctions with complex Gaussians: Computation of ionization cross sections, *Journal of Computational Chemistry* **41**, 2365 (2020).
- [27] A. Ammar, *Représentation des états du continuum par des gaussiennes complexes : application aux processus d'ionisation atomiques et moléculaires.*, Ph.D. thesis, Université de Lorraine (2020).
- [28] C. W. McCurdy and T. N. Rescigno, Extension of the method of complex basis functions to molecular resonances, *Physical Review Letters* **41**, 1364 (1978).
- [29] T. N. Rescigno and C. W. McCurdy, Locally complex distortions of the energy spectrum in the calculation of scattering amplitudes and photoionization cross sections, *Physical Review A* **31**, 624 (1985).
- [30] A. F. White, M. Head-Gordon, and C. W. McCurdy, Complex basis functions revisited: Implementation with applications to carbon tetrafluoride and aromatic n-containing heterocycles within the static-exchange approximation, *The Journal of Chemical Physics* **142**, 054103 (2015).
- [31] S. Yabushita, C. W. McCurdy, and T. N. Rescigno, Complex-basis-function treatment of photoionization in the random-phase approximation, *Physical Review A* **36**, 3146 (1987).
- [32] M. Morita and S. Yabushita, Calculations of photoionization cross-sections with variationally optimized complex Gaussian-type basis functions, *Chemical Physics* **349**, 126 (2008).
- [33] S. Yabushita and C. W. McCurdy, Feshbach resonances in electron-molecule scattering by the complex multiconfiguration scf and configuration interaction procedures: The $1\sigma+g$ autoionizing states of H_2 , *The Journal of Chemical Physics* **83**, 3547 (1985).
- [34] R. Matsuzaki, S. Asai, C. W. McCurdy, and S. Yabushita, Construction of complex STO-NG basis sets by the method of least squares and their applications, in *Isiah Shavitt* (Springer, 2016) pp. 129–140.
- [35] R. Matsuzaki and S. Yabushita, Optimization of complex Slater-type functions with analytic derivative methods for describing photoionization differential cross sections, *Journal of Computational Chemistry* **38**, 910 (2017).
- [36] R. Matsuzaki and S. Yabushita, Calculation of photoionization differential cross sections using complex Gaussian-type orbitals, *Journal of Computational Chemistry* **38**, 2030 (2017).
- [37] N. Furuhashi and S. Yabushita, K-shell photoionization cross sections of one-electron uranium cation by relativistic complex basis function method, *Journal of Physics B: Atomic, Molecular and Optical Physics* **53**, 125003 (2020).
- [38] T. Kuchitsu, M. Tachikawa, and M. Shiga, Attosecond electron dynamics with linear combination of floating Gaussian type basis function, *Chemical Physics Letters* **433**, 193 (2006).
- [39] T. Kuchitsu, J. Okuda, and M. Tachikawa, Evaluation of molecular integral of cartesian Gaussian type basis function with complex-valued center coordinates and exponent via the McMurchie–Davidson recursion formula, and its application to electron dynamics, *International Journal of Quantum Chemistry* **109**, 540 (2009).
- [40] A. Ammar, L. U. Ancarani, and A. Leclerc, A complex Gaussian approach to molecular photoionization, *Journal of Computational Chemistry* **42**, 2294 (2021).
- [41] D. Mahato, L. Sharma, A. D. Stauffer, and R. Srivastava, Electron impact elastic scattering from methane and silane molecules, *The European Physical Journal D* **73**, 1 (2019).
- [42] A. Dalgarno, The photo-ionization cross section of methane, *Proceedings of the Physical Society. Section A* **65**, 663 (1952).
- [43] W. A. Chupka and J. Berkowitz, Photoionization of methane: Ionization potential and proton affinity of CH_4 , *The Journal of Chemical Physics* **54**, 4256 (1971).
- [44] C. Backx and M. J. V. der Wiel, Electron-ion coincidence measurements of CH_4 , *Journal of Physics B: Atomic and Molecular Physics* **8**, 3020 (1975).
- [45] M. J. van der Wiel, W. Stoll, A. Hamnett, and C. Brion, Partial oscillator strengths (25–50 eV) of the one-electron states of CH_4^+ , measured in an (e, 2e) experiment, *Chemical Physics Letters* **37**, 240 (1976).
- [46] G. V. Marr and R. M. Holmes, The angular distribution of photoelectrons from CH_4 as a function of photon energy from near threshold to 30 eV, *Journal of Physics B: Atomic and Molecular Physics* **13**, 939 (1980).
- [47] I. Cacelli, V. Carravetta, R. Moccia, and A. Rizzo, Photoionization and photoabsorption cross section calculations in methane, ammonia, water, and hydrogen fluoride molecules, *The Journal of Physical Chemistry* **92**, 979 (1988).
- [48] M. Stener, G. Fronzoni, D. Toffoli, and P. Decleva, Time dependent density functional photoionization of CH_4 , NH_3 , H_2O and HF , *Chemical Physics* **282**, 337 (2002).
- [49] C. M. Granados-Castro, L. Ancarani, G. Gasaneo, and D. M. Mitnik, Sturmian approach to single photoionization of CH_4 , *Few-Body Systems* **55**, 1029 (2014).
- [50] N. M. Novikovskiy, V. L. Sukhorukov, A. N. Artemyev, and P. V. Demekhin, Ab initio calculation of the photoionization cross sections and photoelectron angular distribution parameters of CH_4 , NH_3 , H_2O and CO , *The European Physical Journal D* **73**, 79 (2019).
- [51] T. Moitra, A. Ponzi, H. Koch, S. Coriani, and P. Decleva, Accurate description of photoionization dynamical parameters, *The Journal of Physical Chemistry Letters* **11**, 5330 (2020).
- [52] A. Lahmam-Bennani, A. Naja, E. S. Casagrande, N. Okumus, C. Dal Cappello, I. Charpentier, and S. Houamer, Dynamics of electron impact ionization of the outer and inner valence ($1t_2$ and $2a_1$) molecular orbitals of CH_4 at intermediate and large ion recoil momentum, *Journal of Physics B: Atomic, Molecular and Optical Physics* **42**, 165201 (2009).
- [53] I. Tóth and L. Nagy, Triple-differential cross-section calculations for the ionization of CH_4 by electron impact, *Journal of Physics B: Atomic, Molecular and Optical Physics* **43**, 135204 (2010).
- [54] I. Tóth, R. I. Campeanu, and L. Nagy, Ionization of NH_3 and CH_4 by electron impact, *The European Physical Journal D* **69**, 1 (2015).
- [55] K. L. Nixon, A. J. Murray, H. Chaluvadi, C. Ning, and D. H. Madison, Low energy (e,2e) studies from CH_4 : Re-

- sults from symmetric coplanar experiments and molecular three-body distorted wave theory, *The Journal of Chemical Physics* **134**, 174304 (2011).
- [56] K. L. Nixon, A. J. Murray, H. Chaluvadi, S. Amami, D. H. Madison, and C. Ning, Low energy (e, 2e) measurements of CH₄ and neon in the perpendicular plane, *The Journal of Chemical Physics* **136**, 094302 (2012).
- [57] C.-Y. Lin, C. W. McCurdy, and T. N. Rescigno, Theoretical study of (e, 2e) from outer- and inner-valence orbitals of CH₄: A complex Kohn treatment, *Physical Review A* **89**, 052718 (2014).
- [58] R. El Mir, E. S. Casagrande, C. Dal Cappello, A. Naja, A. Mansouri, and I. Kada, Electron impact experimental and theoretical fourfold differential cross section for CH₄, *Journal of Physics: Conference Series* **601**, 012005 (2015).
- [59] N. Işık, M. Doğan, and S. Bahçeli, Triple differential cross section measurements for the outer valence molecular orbitals (1t₂) of a methane molecule at 250 eV electron impact, *Journal of Physics B: Atomic, Molecular and Optical Physics* **49**, 065203 (2016).
- [60] M. Chinoune, S. Houamer, C. Dal Cappello, and A. Galstyan, Application of a post-collisional-interaction distorted-wave model for (e, 2e) of some atomic targets and methane, *Journal of Physics B: Atomic, Molecular and Optical Physics* **49**, 205201 (2016).
- [61] Z. Aitelhadjali, S. Kessal, M. A. Quinto, D. Oubaziz, and C. Champion, Fivefold differential cross sections for electron-induced double ionization of outer and inner valence (1t₂ and 2a₁) molecular orbitals of CH₄, *International Journal of Mass Spectrometry* **403**, 53 (2016).
- [62] C. M. Granados-Castro and L. U. Ancarani, Electron impact ionization of the outer valence orbital 1t₂ of CH₄, *The European Physical Journal D* **71**, 1 (2017).
- [63] M. Gong, X. Li, S. B. Zhang, L. Liu, Y. Wu, J. Wang, Y. Qu, and X. Chen, Theoretical study of (e, 2e) processes for valence orbitals of CH₄ using a multicenter distorted-wave method, *Physical Review A* **96**, 042703 (2017).
- [64] S. Houamer, M. Chinoune, and C. D. Cappello, Theoretical study of (e, 2e) process of atomic and molecular targets, *The European Physical Journal D* **71**, 1 (2017).
- [65] M. Harvey, A. Sakaamini, M. Patel, S. Amami, D. Madison, and A. J. Murray, Triple differential cross-section measurements for electron-impact ionization of methane from a coplanar geometry to the perpendicular plane, *The Journal of Chemical Physics* **151**, 194305 (2019).
- [66] E. Ali, C. Granados, A. Sakaamini, M. Harvey, L. U. Ancarani, A. J. Murray, M. Dogan, C. Ning, J. Colgan, and D. Madison, Triple differential cross sections for electron-impact ionization of methane at intermediate energy, *The Journal of Chemical Physics* **150**, 194302 (2019).
- [67] R. E. Mir, K. Kaja, A. Naja, E. M. S. Casagrande, S. Houamer, and C. D. Cappello, New investigation of the electron-impact ionization of the intermediate valence state of ammonia, *Journal of Physics B: Atomic, Molecular and Optical Physics* **54**, 015201 (2020).
- [68] S. Xu, H. Chaluvadi, X. Ren, T. Pflüger, A. Senftleben, C. Ning, S. Yan, P. Zhang, J. Yang, X. Ma, *et al.*, Low energy (e, 2e) study from the 1t₂ orbital of CH₄, *The Journal of Chemical Physics* **137** (2012).
- [69] A. R. Edmonds, *Angular momentum in quantum mechanics* (Princeton university press, Princeton, 1996).
- [70] N. Chandra, Photoelectron spectroscopic studies of polyatomic molecules. i. theory, *Journal of Physics B: Atomic, Molecular and Optical Physics* **20**, 3405 (1987).
- [71] L. E. Machado, L. M. Brescansin, M. A. P. Lima, M. Braunstein, and V. McKoy, Cross sections and photoelectron asymmetry parameters for photoionization of H₂O, *The Journal of Chemical Physics* **92**, 2362 (1990).
- [72] H. A. Bethe and E. E. Salpeter, *Quantum mechanics of one- and two-electron atoms* (Springer-Verlag, Berlin, Heidelberg, 1957).
- [73] G. Drake, *Springer Handbook of Atomic, Molecular, and Optical Physics* (Springer-Verlag, New York, 2006).
- [74] H. Ehrhardt, K. Jung, G. Knoth, and P. Schlemmer, Differential cross sections of direct single electron impact ionization, *Zeitschrift für Physik D Atoms, Molecules and Clusters* **1**, 3 (1986).
- [75] B. H. Bransden and C. J. Joachain, *Physics of atoms and molecules* (Pearson Education India, 2003).
- [76] If the spatial distribution of the nuclei is explicitly and properly taken into account here, (18) is modified into Eqs. (7)-(8) of [57]. In subsequent calculations, we have checked that the cross section results are not significantly modified making or not the $\mathbf{R}_m \approx \mathbf{0}$ approximation (not shown). Thus, although not rigorous, neglecting the spatial distribution of the nuclei does not affect the overall picture presented in Section II.B or the applicability of the Gaussian approach presented here.
- [77] R. Moccia, One-center basis set scf MO's. I. HF, CH₄, and SiH₄, *The Journal of Chemical Physics* **40**, 2164 (1964).
- [78] C. M. Granados Castro, *Application of Generalized Sturmian Basis Functions to Molecular Systems*, Ph.D. thesis, Université de Lorraine et Universidad Nacional del Sur (2016).
- [79] H. Bateman and A. Erdélyi, *Higher transcendental functions* (McGraw-Hill, New York, 1953).
- [80] I. S. Gradshteyn and I. M. Ryzhik, *Table of integrals, series, and products* (Academic press, San Diego, 2014).
- [81] L. Fernández-Menchero and S. Otranto, Single ionization of CH₄ by bare ions: Fully differential cross sections, *Physical Review A* **82**, 022712 (2010).
- [82] F. Salvat and J. M. Fernández-Varea, RADIAL: a fortran subroutine package for the solution of the radial Schrödinger and Dirac wave equations, *Computer Physics Communications* **240**, 165 (2019).
- [83] M. J. D. Powell, *The BOBYQA Algorithm for Bound Constrained Optimization without Derivatives*, Tech. Rep. (Department of Applied Mathematics and Theoretical Physics, Centre for Mathematical Sciences, Cambridge, 2009).
- [84] D. A. Varshalovich, A. N. Moskalev, and V. K. Khersonskii, *Quantum theory of angular momentum* (World Scientific, 1988).
- [85] F. Johansson *et al.*, *mpmath: a Python library for arbitrary-precision floating-point arithmetic (version 0.18)* (2013), <http://mpmath.org/>.
- [86] A. Ammar, A. Leclerc, and L. U. Ancarani, On the use of complex gtos for the evaluation of radial integrals involving oscillating functions, in *Advances in Quantum Chemistry*, Vol. 88 (Elsevier, 2023) p. 133.
- [87] *NIST Digital Library of Mathematical Functions*, <http://dlmf.nist.gov/>, Release 1.1.8 of 2022-12-15, F. W. J. Olver, A. B. Olde Daalhuis, D. W. Lozier, B. I. Schneider, R. F. Boisvert, C. W. Clark, B. R. Miller, B. V. Saunders, H. S. Cohl, and M. A. McClain, eds.
- [88] In this validation step we realized that in [62], the GSF

calculations were made with an incident - instead of scattered - energy of 500 eV, that is to say a kinematical configuration slightly different from the experimental one.

- [89] A. Ammar, A. Leclerc, and L. U. Ancarani, Multicenter integrals involving complex Gaussian-type functions, in *Advances in Quantum Chemistry*, Vol. 83 (Elsevier, 2021) pp. 287–304.
- [90] M. J. Frisch, G. W. Trucks, H. B. Schlegel, G. E. Scuseria, M. A. Robb, J. R. Cheeseman, G. Scalmani, V. Barone, G. A. Petersson, H. Nakatsuji, X. Li, M. Caricato, A. V. Marenich, J. Bloino, B. G. Janesko, R. Gomperts, B. Mennucci, H. P. Hratchian, J. V. Ortiz, A. F. Izmaylov, J. L. Sonnenberg, D. Williams-Young, F. Ding, F. Lipparini, F. Egidi, J. Goings, B. Peng, A. Petrone, T. Henderson, D. Ranasinghe, V. G. Zakrzewski, J. Gao, N. Rega, G. Zheng, W. Liang, M. Hada, M. Ehara, K. Toyota, R. Fukuda, J. Hasegawa, M. Ishida, T. Nakajima, Y. Honda, O. Kitao, H. Nakai, T. Vreven, K. Throssell, J. A. Montgomery, Jr., J. E. Peralta, F. Ogliaro, M. J. Bearpark, J. J. Heyd, E. N. Brothers, K. N. Kudin, V. N. Staroverov, T. A. Keith, R. Kobayashi, J. Normand, K. Raghavachari, A. P. Rendell, J. C. Burant, S. S. Iyengar, J. Tomasi, M. Cossi, J. M. Millam, M. Klene, C. Adamo, R. Cammi, J. W. Ochterski, R. L. Martin, K. Morokuma, O. Farkas, J. B. Foresman, and D. J. Fox, Gaussian 16 Revision C.01 (2016), Gaussian Inc. Wallingford CT.

Table I. Optimal cGTOs exponents $\{\alpha_s\}_l$ obtained by fitting the set of Coulomb functions defined in eq. (25), for $l = 0, \dots, 5$. Each column is the result of a separate optimization for fixed l and momentum range $k_e \in [0.5, 2]$ a.u.

$\{\alpha_i\}_{l=0}$	$\{\alpha_i\}_{l=1}$	$\{\alpha_i\}_{l=2}$	$\{\alpha_i\}_{l=3}$	$\{\alpha_i\}_{l=4}$	$\{\alpha_i\}_{l=5}$
0.0005000 - 0.01418571 _z	0.0001000 + 0.01402812 _z	0.00010000 - 0.01308829 _z	0.00074448 - 0.01518077 _z	0.00042041 + 0.01801314 _z	0.00159008 - 0.01491796 _z
0.0006063 + 0.01413816 _z	0.00012080 - 0.01404213 _z	0.00012560 + 0.02106493 _z	0.00093544 - 0.02122741 _z	0.00059580 - 0.00566189 _z	0.00209202 + 0.01046334 _z
0.00007580 - 0.02104961 _z	0.000117197 + 0.02296903 _z	0.00017773 - 0.02078103 _z	0.00118130 - 0.02991378 _z	0.00084012 - 0.00382707 _z	0.00274700 - 0.01585076 _z
0.00009569 - 0.02614599 _z	0.00141253 - 0.02299421 _z	0.00019674 + 0.02743318 _z	0.00146590 - 0.03010560 _z	0.00117687 + 0.01814476 _z	0.00354830 - 0.02133148 _z
0.00012040 + 0.02151560 _z	0.00177397 - 0.02992239 _z	0.00024550 + 0.01242271 _z	0.00179924 + 0.02139539 _z	0.00162343 + 0.02219053 _z	0.00454543 + 0.01696713 _z
0.00109725 + 0.02830883 _z	0.00213067 + 0.03000988 _z	0.00494628 - 0.03447467 _z	0.00214992 + 0.01452533 _z	0.00221464 - 0.01683770 _z	0.00582765 + 0.02320234 _z
0.00304235 - 0.03408812 _z	0.00365199 - 0.03782832 _z	0.00592351 - 0.02795514 _z	0.00444564 + 0.02861971 _z	0.00300867 + 0.02838691 _z	0.00739477 - 0.03125201 _z
0.00370357 + 0.03574263 _z	0.00428802 + 0.03744183 _z	0.00739901 + 0.03128443 _z	0.00604063 - 0.03570812 _z	0.00400569 - 0.03754185 _z	0.00917980 + 0.02905627 _z
0.00780888 - 0.04616031 _z	0.00696598 + 0.04666302 _z	0.00905837 + 0.03944678 _z	0.00718953 + 0.03616597 _z	0.00529770 - 0.02184147 _z	0.01136147 + 0.02966484 _z
0.00917159 - 0.03746089 _z	0.00803634 - 0.04648134 _z	0.01242687 + 0.02998707 _z	0.01111228 - 0.04627314 _z	0.00696567 - 0.02880311 _z	0.01401846 + 0.03802663 _z
0.01079502 + 0.04311274 _z	0.01284832 - 0.06152902 _z	0.01512439 + 0.05330831 _z	0.01300477 + 0.04158879 _z	0.00906705 - 0.03734749 _z	0.01714154 - 0.03656683 _z
0.01284512 + 0.04536018 _z	0.01487323 + 0.06308599 _z	0.01749815 - 0.04191442 _z	0.01882657 + 0.05293167 _z	0.01165243 + 0.03330491 _z	0.02111116 - 0.03440391 _z
0.01564634 - 0.06386250 _z	0.03236364 - 0.09414680 _z	0.02042890 - 0.04096816 _z	0.02307524 - 0.05808865 _z	0.01502303 + 0.03781643 _z	0.02614509 + 0.04690598 _z
0.02000701 + 0.06416977 _z	0.03801527 + 0.09147840 _z	0.02419689 - 0.04016191 _z	0.04462000 - 0.07722711 _z	0.01928225 - 0.04347419 _z	0.03259740 - 0.03319734 _z
0.03971188 - 0.09612550 _z	0.10756052 + 0.10000000 _z	0.03433416 - 0.06597030 _z	0.05215464 + 0.06680243 _z	0.02503063 + 0.04484551 _z	0.04073126 - 0.04271043 _z
0.04788316 + 0.09422822 _z	0.12863538 - 0.10000000 _z	0.04048638 + 0.07405181 _z	0.06215870 + 0.06685741 _z	0.03267074 - 0.04880118 _z	0.05091787 + 0.05274455 _z
0.11995259 - 0.00066731 _z	0.40799848 - 0.02284973 _z	0.08409949 + 0.08125006 _z	0.13001133 - 0.08001647 _z	0.04239960 + 0.05076988 _z	0.06407541 - 0.03829643 _z
0.31219044 - 0.01179928 _z	0.80630966 - 0.01540240 _z	0.10076304 - 0.09006168 _z	0.19792406 + 0.03912017 _z	0.05504525 - 0.05274282 _z	0.08101939 + 0.02631896 _z
0.41248972 - 0.02977216 _z	1.42927640 + 0.02829707 _z	0.25398064 + 0.01611193 _z	3.48304664 + 0.05637726 _z	0.07237293 + 0.04809387 _z	0.12525854 - 0.00292654 _z
0.65781927 - 0.01288056 _z	2.42327576 - 0.01308467 _z	2.32580738 + 0.00801313 _z	6.86404558 - 0.00065871 _z	0.09492797 - 0.03009527 _z	1.70983371 + 0.00190982 _z
1.10405723 + 0.01054021 _z	4.17989941 - 0.00529497 _z	4.12895100 + 0.02055836 _z	13.2671809 + 0.05008567 _z	0.12551795 + 0.00594159 _z	3.27872310 - 0.02722415 _z
1.82448445 - 0.03362815 _z	7.09069517 + 0.01188706 _z	7.08198060 + 0.03679987 _z	25.6292404 - 0.00211271 _z	0.33145165 - 0.01122423 _z	6.18219569 + 0.01139916 _z
2.99582036 + 0.02045485 _z	12.0806570 - 0.01456865 _z	12.0813162 - 0.01836618 _z	49.5146115 - 0.02630311 _z	2.54850868 - 0.03077083 _z	11.7102351 + 0.00698450 _z
4.96305989 - 0.02483028 _z	20.5501915 - 0.02390268 _z	20.5708178 + 0.01591283 _z	95.8549284 + 0.04348388 _z	5.52583688 - 0.01131074 _z	22.0863210 - 0.00135916 _z
8.18492139 + 0.00685243 _z	35.0116837 + 0.05615261 _z	34.9802907 - 0.02881737 _z	185.266166 - 0.03414244 _z	9.12577624 + 0.04149285 _z	41.7537787 - 0.02067622 _z
13.5484183 - 0.04605671 _z	59.5734672 - 0.00589158 _z	59.5748807 + 0.00266129 _z	358.118997 - 0.01554649 _z	14.8064101 - 0.01284305 _z	78.8080226 + 0.01465835 _z
22.2924232 - 0.02845368 _z	101.369615 - 0.01343685 _z	101.389639 + 0.00689767 _z	692.202357 - 0.01517908 _z	23.9819807 - 0.00905058 _z	148.723058 - 0.00604370 _z
36.7387542 - 0.00206857 _z	172.536707 - 0.00147167 _z	172.538803 - 0.03218049 _z	1338.10418 + 0.00869231 _z	38.5699122 - 0.03765285 _z	280.815276 + 0.02658699 _z
60.5948087 + 0.01166132 _z	293.763924 + 0.00974641 _z	293.764991 - 0.01043223 _z	2586.55292 - 0.02161133 _z	62.1186444 + 0.04420472 _z	529.843891 - 0.01150421 _z
100.027937 + 0.02118414 _z	499.979246 + 0.00798314 _z	500.002945 + 0.02320950 _z	4999.96714 - 0.08398230 _z	99.9990712 - 0.07792363 _z	1000.00347 + 0.00724988 _z