

CONCENTRATION OF RANDOMIZED FUNCTIONS OF UNIFORMLY BOUNDED VARIATION

BY THOMAS ANTON^{1,b} SUTANUKA ROY^{1,a} RABEE TOURKY^{1,c}

¹Australian National University, ^asutanuka.roy@anu.edu.au ^bthomas.anton@anu.edu.au ^crabee.tourky@anu.edu.au

A sharp, distribution-free, non-asymptotic result is proved for the concentration of a random function around the mean function when the randomization is generated by a finite sequence of independent data and the random functions satisfy uniform bounded variation assumptions. This work is primarily motivated by the need for inference on the distributional impacts of social policy interventions. However, the family of randomized functions that we study is broad enough to cover wide-ranging applications. For example, we provide a Kolmogorov–Smirnov-like test for continuous-time samples and Lipschitz-continuous stochastic processes, alongside novel tools for inference on the evolution of treatment effects over time. A Dvoretzky–Kiefer–Wolfowitz like inequality is also provided for the sum of almost surely monotone random functions, extending the famous non-asymptotic work of Massart (1990) for empirical cumulative distribution functions generated by i.i.d. data, to, *inter alia*, settings without micro-clusters proposed by Canay, Santos, and Shaikh (2018). We illustrate the relevance of our theoretical results for applied work via empirical applications.

1. Introduction. In many applications, a randomization, represented by a random vector $Z = (Z_1, Z_2, \dots, Z_n)$, of independent random variables, with values in a product measurable space \mathcal{Z} , generates a *randomized function* $F_Z: \mathbb{R} \rightarrow \mathbb{R}$ via the following schema

$$F_Z(r) = f(Z_1, Z_2, \dots, Z_n, r),$$

where $f: \mathcal{Z} \times \mathbb{R} \rightarrow \mathbb{R}$ is a measurable bounded function. The interest is in the inference on the expected function, $\mathbf{F}_Z: \mathbb{R} \rightarrow \mathbb{R}$ based on an observation of the function F_Z . For example, the function \mathbf{F}_Z may represent distributional impacts of a social policy intervention, which is important for the political economy of the program evaluation. The F_Z is the distributional impacts observed in an experiment studying the intervention. And the function f is the statistical function chosen by the analyst aiming to evaluate whether there are desirable or undesirable distributional aspects of a policy intervention (see Heckman, Smith, and Clements [32]). The randomized function F_Z is, of course, a continuous time stochastic process in which all uncertainty is determined by the realisation of the random vector Z of independent random variables. For wide ranging applications of randomized functions in applied statistics see for example Ramsay and Silverman [48].

Ideally, to infer the properties of the the mean function \mathbf{F}_Z from an observation of the empirical function F_Z , there is a need for theoretical assurance that all the random variables $F_Z(r)$ are concentrated around $\mathbf{F}_Z(r)$, simultaneously for all $r \in \mathbb{R}$. Thus, there is an interest in the random variable

$$(1) \quad \sup_{r \in \mathbb{R}} |F_Z(r) - \mathbf{F}_Z(r)|, \quad ^1$$

and how concentrated its distribution is around zero. This concentration depends on two things: the properties of the function f and the distribution of the random variable Z . For

¹Throughout the introduction we assume that required measurability and integrability conditions are satisfied.

example, suppose that the Z_i are independent and identically distributed real-valued random variables, and f is the empirical cumulative distribution function,

$$f(Z, r) = \frac{1}{n} \sum_{i=1}^n \mathbf{1}_{\{Z_i \leq r\}},$$

then the famous theorem of Massart [40] provides bounds on the distribution of (1) that are, remarkably, as tight as the bounds of Hoeffding [33, 34], Theorem 2 for the sample average of independent random variables. Alternatively, consider a hypothetical program evaluation where the observations Z_i are conditional average treatment effects (CATE) ordered by, say, income quantiles and f is given by

$$f(Z, r) = Z_j, \quad \text{if } r \text{ is in income quartile } j.$$

This represents a case of extreme heterogeneity where impacts Z_i across quantiles are statistically independent of each other. In this case, the random variable (1) is typical far less concentrated around zero than for the empirical cumulative distribution function.

In this paper we establish bounds on the concentration of randomized functions around their mean function in a context sufficiently general to encompass as particular instances statistical functions f that are useful in wide-ranging applications. The established bounds are sharp, distribution-free, and non-asymptotic, in the sense of the treatises [11, 12, 37, 50] on the concentration of measure phenomenon. We do this by considerably extending the setting of Massart [40] from empirical cumulative distributions to any randomized function that is, in a general sense, equivalent (or lattice homomorphic) to a monotone randomized function, having bounded McDiarmid [41] variations.

The paper has been principally motivated by the need in applications to utilise the theorem Massart [40] through a Kolmogorov-Smirnov like tests in settings more general than those assumed by Massart. The theorem of Massart and the various details of its proof [40, 55] rely on the precise functional form of the empirical cumulative distribution function generated by independent identically distributed data. Subtle deviations, often arising in applications, renders the proof of Massart [40] inapplicable and likely not modifiable in ways that are obvious. The simplest example of this is the case of cluster randomised trials, where the randomisation guarantees that the underlying data generating the empirical cumulative distribution is not identically distributed.

We begin the paper with a stylised example in Section 2. This example shows the failure of a naive, but highly intuitive, conjecture on the Hoeffding-Massart inequalities for inference on cumulative distributions with clustered data. In this example, we are given clustered data with n clusters of equal size m , the random n clusters are independent and identically distributed. The interest is in inference of the average marginal cumulative distribution of the data by means of the observed empirical cumulative distribution function.

The model and main theorem are outlined in Section 3 of the paper, concluding with a brief review of the relevant literature in probability theory. Sections 4 and 5 develop variants of the two-sample Kolmogorov-Smirnov test in various novel settings. In Sections 4 we study a two sided Kolmogorov-Smirnov test, envisaging a situation where a randomized experiment is conducted at period zero, and the analyst seeks to make inference on the the evolution of the average treatment effect. Here, for example, we provide a novel Kolmogorov-Smirnov test dealing with continuous time, $t \in [0, 1]$, stochastic processes of the form

$$\frac{1}{n} \sum_{i=1}^n f_i(Z_i, t) - \frac{1}{m} \sum_{i=1}^m g_i(Z_i, t),$$

where the $f_i(z_i, \cdot)$ and $g_i(z_i, \cdot)$ are Lipschitz continuous functions in time t , with K -Lipschitz constant, for any fixed realization z_i of Z_i . Because the assumptions on the functional form

of the f_i and g_i are very weak, standard methods for inference on the stochastic process are not applicable.

In Section 5 we develop a Kolmogorov-Smirnov test for monotone randomized functions when the underlying randomization arises from block independent clustered data. In that section we also discuss the possible failure of standard asymptotic theory for cluster randomized data, which generally requires asymptotic assumptions on the data generating process—for example, that all clusters have zero natural weight in the asymptotic limit (e.g., Hansen and Lee [31]) or that clusters are large asymptotically, but correlations within clusters converges to zero the limit (e.g., Canay, Santos, and Shaikh [15]). The methods Sections 4 and 5 are then illustratively applied to empirical data in Section 6.

The heart of the paper is in Sections 7 and 8, where we prove our main result. The framework of the proof involves two parts. The first, in Section 7, proves our main theorem under the restriction that f is in a certain class of randomized monotone function. It introduces an infinite dimensional optimisations problem involving a class of strictly convex functions. The envelope function of this optimisation plays a crucial role in the analysis. The second, in Section 8, transforms any function satisfying our bounded variation assumptions into one satisfying the assumptions of Section 7. Remarkably, part of the proof is closely related to the fundamental result of Debreu [22], generally dubbed the “gap lemma,” that transforms discontinuous utility representations of preorders into continuous utility representations. Section 10 proves some corollary results mentioned in previous sections.

2. A conjecture for empirical cumulative distribution with clustered data structures.

Consider a random matrix Z in \mathbb{R}^{nm} :

$$Z = \begin{bmatrix} Z_1 \\ Z_2 \\ \vdots \\ Z_n \end{bmatrix} = \begin{bmatrix} Z_{11} & Z_{12} & \cdots & Z_{1m} \\ Z_{2,1} & Z_{2,2} & \cdots & Z_{2m} \\ \vdots & \vdots & \ddots & \vdots \\ Z_{n1} & Z_{n2} & \cdots & Z_{nm} \end{bmatrix},$$

such that the rows Z_i , $i = 1, 2, \dots, n$ are independent. Each each of the n rows are a cluster of size m . Our interest is in the approximation of the average marginal distribution function $\mathbf{F}_Z: \mathbb{R} \rightarrow \mathbb{R}$ given by

$$\mathbf{F}_Z(r) = \frac{1}{nm} \sum_{i=1}^n \sum_{j=1}^m \Pr\{Z_{ij} \leq r\},$$

by the random empirical cumulative distribution function $F_Z: \mathbb{R} \rightarrow \mathbb{R}$ given by

$$F_Z(r) = \frac{1}{nm} \#\{(i, j): Z_{ij} \leq r\} = \frac{1}{nm} \sum_{i=1}^n \sum_{j=1}^m \mathbf{1}_{\{Z_{ij} \leq r\}}.$$

Let \mathcal{Z}_i be the support of Z_i in \mathbb{R}^m , for each row i . Further, let

$$c(i) = \sup_{(z_i, z_i^*, r) \in \mathcal{Z}_i \times \mathcal{Z}_i \times \mathbb{R}} |\#\{j: z_{ij} \leq r\} - \#\{j: z_{ij}^* \leq r\}|.$$

This integer $0 \leq c(i) \leq m$ is a bound on the possible variation of the empirical cumulative distribution of the data within cluster i . We are specifically interested in this section with the the case where $c(i) = 1$. In particular, we are interested in a data structure whereby for any threshold r and any change in the data, z_i to z_i^* , of cluster i , at most one unit ij within the cluster i switches from $z_{ij} > r$ to $z_{ij}^* \leq r$ or from $z_{ij} = r$ to $z_{ij}^* > r$. This restriction, though combinatorial in nature, arises at various levels of generality in numerous applications, and

intuitively is expected to affect the sharpness of the approximation of the average marginal cumulative distribution. This intuition is provided by the inequality of Hoeffding.

We know from Hoeffding [33, 34] that for all $\varepsilon \geq 0$ we have

$$\sup_{r \in \mathbb{R}} \Pr \left\{ \sqrt{\mathbf{C}} \cdot |F_Z(r) - \mathbf{F}_Z(r)| > \varepsilon \right\} \leq 2e^{-2\varepsilon^2},$$

where

$$\mathbf{C} = \frac{1}{\sum_{i=1}^n \left(\frac{c(i)}{nm} \right)^2} = \frac{n^2 m^2}{\sum_{i=1}^n c(i)^2}.$$

The remarkable theorem of Massart [40] states, informally, that when the Z_i are iid real valued random variables, the operator $\sup_{r \in \mathbb{R}}$ can be taken inside the probability equation. That is, the Hoeffding inequality holds true simultaneously for all thresholds r . Precisely, the following theorem is proven in [40].

THEOREM 1 (Massart (1990)). *If Z_1, Z_2, \dots, Z_n are independent and identically distributed, $c(i) = 1$, for all $i \leq n$, and $m = 1$ (i.e., $\mathbf{C} = n$), then*

$$\Pr \left\{ \sup_{r \in \mathbb{R}} \sqrt{\mathbf{C}} \cdot |F_Z(r) - \mathbf{F}_Z(r)| > \varepsilon \right\} \leq 2e^{-2\varepsilon^2},$$

for all $\varepsilon \geq 0$.

A naive conjecture is that Massart's theorem holds when Z_1, Z_2, \dots, Z_n are independent and identically distributed, $c(i) = 1$ for all $i \leq n$, but $m > 1$. We shall now disprove this conjecture by a carefully constructed example. In this example the correlations within each row cluster are zero. Thus, obtaining the full setting of Canay, Santos, and Shaikh [15]. Later in the paper, we shall use the construction, briefly provided here, to show that the inequality proved in our main theorem is sharp.

Let v_j for integer $0 \leq j \leq m$ be the point $\frac{j}{m}$ in $[0, 1]$. We consider the case that the random variables Z_{ij} have support $\{v_{j-1}, v_j\}$. We begin with a trivial observation.

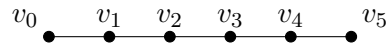


FIG 1. Points v_j for $m = 5$.

LEMMA 1. *If each Z_{ij} has support $\{v_{j-1}, v_j\}$, then for any $v_j \leq r < v_{j+1}$ we have*

$$F_Z(r) = \frac{1}{nm} \left(\sum_{i=1}^n \mathbf{1}_{\{Z_{ij}=v_j\}} + j \right) \quad \text{and} \quad \mathbf{F}_Z(r) = \frac{1}{nm} \left(\sum_{i=1}^n \Pr\{Z_{ij} = v_j\} + j \right).$$

In particular, $c(i) = 1$ for all $i \leq n$.

So let $U_j = \sum_{i=1}^n \mathbf{1}_{\{Z_{ij}=v_j\}}$ for $j = 0, 2, \dots, m-1$. Notice that

$$\sup_{r \in \mathbb{R}} |F_Z(r) - \mathbf{F}_Z(r)| = \sup_{0 \leq j \leq m-1} \frac{1}{nm} \cdot |U_j - \mathbb{E}(U_j)|.$$

Now suppose that our conjecture holds:

$$\Pr \left\{ \sqrt{\mathbf{C}} \sup_{r \in \mathbb{R}} |F_Z(r) - \mathbf{F}_Z(r)| \geq \varepsilon \right\} \leq 2e^{-2\varepsilon^2},$$

for all $\varepsilon > 0$. Noting that in this example $\mathbf{C} = nm^2$, because $c(i) = 1$ for all i , we obtain

$$\Pr \left\{ \sup_{0 \leq j \leq m-1} |U_j - \mathbb{E}(U_j)| \geq \varepsilon \right\} \leq 2e^{-2\frac{\varepsilon^2}{n}},$$

for every all $\varepsilon > 0$.

Finally, set the random variables Z_{ij} to be mutually independent and each taking value v_{j-1} or v_j with probability $\frac{1}{2}$. Fix n . The U_j are m independent binomial distributions with n trials. This implies that for $0 < \varepsilon < \frac{1}{2}$ we have

$$\lim_{m \rightarrow \infty} \Pr \left\{ \sup_{0 \leq j \leq m-1} |U_j - \frac{1}{2}| > \varepsilon \right\} = 1.$$

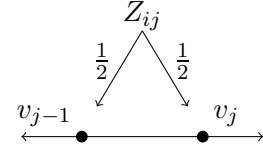


FIG 2. Random variable Z_{ij} .

This is a contradiction disproving the conjecture.

3. Randomized functions. Let $\mathcal{Z} = \times_{i=1}^n \mathcal{Z}_i$ be a product measurable space and Θ be a set. We are given a function

$$f: \mathcal{Z} \times \Theta \rightarrow \mathbb{R},$$

which is measurable for each fixed $\theta \in \Theta$. The set Θ is our *parameter set*. It may be finite or infinite. At this stage we do not suppose that it has any *a priori* given measurable or topological structures. This is in line with the general framework of the Le Cam-Blackwell theory of comparison of experiments (see for example the treatise Torgersen [51]).

For any random vector $Z = (Z_1, Z_2, \dots, Z_n)$ in \mathcal{Z} and $\theta \in \Theta$, we write $F_Z(\theta)$ for the real-valued random variable $f(Z, \theta)$. For each fixed $\theta \in \Theta$ we write $\mathbf{F}_Z(\theta)$ for the expectation $\mathbb{E}[f(Z, \theta)]$, when it is well-defined. We dub F_Z the *randomized function* generated by the distribution of Z , and when $\mathbf{F}_Z(\theta)$ is defined for all $\theta \in \Theta$, it is the deterministic *expected function* of this randomized function.

3.1. *The McDiarmid coefficient.* We are given a number $\mathbf{C}_f > 0$ satisfying

$$(2) \quad \mathbf{C}_f \cdot \sum_{i=1}^n (f(z, \theta) - f((z_i^*, z_{-i}), \theta))^2 \leq 1,$$

for every $(z, z^*, \theta) \in \mathcal{Z}^2 \times \Theta$, where (z_i^*, z_{-i}) is the vector in \mathcal{Z} replacing the coordinate z_i of z with z_i^* and keeping all other coordinates z_{-i} unchanged. The largest such \mathbf{C}_f is the McDiarmid [41] coefficient of effective sample size. The existence of a non-zero coefficient guarantees, among other things, that there is a function $f^*: \Theta \rightarrow \mathbb{R}$ such that the function

$$(z, \theta) \mapsto f(z, \theta) - f^*(\theta)$$

is bounded. In particular for any random vector Z in \mathcal{Z} , \mathbf{F}_Z is a well-defined real-valued function on Θ . By the McDiarmid [41] inequality we have

$$\sup_{\theta \in \Theta} \Pr \left\{ \sqrt{\mathbf{C}_f} |F_Z(\theta) - \mathbf{F}_Z(\theta)| > \varepsilon \right\} \leq 2e^{-2\varepsilon^2},$$

for every $\varepsilon \geq 0$.

If f is an average of bounded functions, then \mathbf{C}_f is the familiar Hoeffding [33] coefficient.

LEMMA 2. *If f is the average*

$$f(z, \theta) = \frac{1}{n} \sum_{i=1}^n f_i(z_i, \theta),$$

of functions $f_i: \mathcal{Z}_i \times \Theta \rightarrow (a_i, b_i)$, $i = 1, 2, \dots, n$; then the number

$$\mathbf{C}_f = \frac{n^2}{\sum_{i=1}^n (b_i - a_i)^2},$$

satisfies the inequality in Eq. (2), and is maximal in this regard.

3.2. *Coefficient of downward variation on the parameter set.* An embedding of Θ onto $[0, 1]$ is a function $\pi: \Theta \times [0, 1] \rightarrow [0, 1]$ satisfying the following three conditions:

- A. For every $t \in [0, 1]$, $\pi(\cdot, t)$ has finite support, and $\sum_{\theta \in \Theta} \pi(\theta, t) = 1$,
- B. For every $\theta \in \Theta$, there exists $t \in [0, 1]$ such that $\pi(\theta, t) = 1$.
- C. The real valued function $(z, t) \mapsto \mathbb{E}_\pi(f(z, \theta)|t)$ on $\mathcal{Z} \times [0, 1]$ given by

$$(3) \quad \mathbb{E}_\pi(f(z, \theta)|t) = \sum_{\theta \in \Theta} \pi(\theta, t) f(z, \theta)$$

is measurable.

The function π is a conditional probability function with finite support. The conditional expectation induced by this function, given in Eq. (3), is closely related to the notion of lattice homomorphisms between vector lattices in linear operator theory (see, for example Abramovich and Aliprantis [3, p. 23]). Notice that if Θ is a countably generated measurable space and f is a measurable function on the product-measurable space $\mathcal{Z} \times \Theta$, then the existence of at least one embedding is trivial.

We are given a number $\mathbf{D}_f > 0$ such that for some embedding $\pi: \Theta \times [0, 1] \rightarrow [0, 1]$ and some function $f^*: [0, 1] \rightarrow \mathbb{R}$, the function

$$(4) \quad (z, t) \mapsto \frac{1}{\sqrt{\mathbf{D}_f}} \cdot \mathbb{E}_\pi(f(z, \theta)|t) + f^*(t)$$

has values in $[0, 1]$ and for each given $z \in \mathcal{Z}$, it is a monotone function in t .

The interpretation of \mathbf{D}_f as the *coefficient of downward variation* of f on Θ is clarified in the following lemma.

LEMMA 3. *The following hold true:*

- a. *If Θ is a finite set and for all $\theta \in \Theta$, f is measurable, and $f(\cdot, \theta)$ has its range contained in (a_θ, b_θ) , we can let $\mathbf{D}_f = (\sum_{\theta \in \Theta} (b_\theta - a_\theta))^2$.*
- b. *If $\Theta = \mathbb{R}$, f is measurable with range (a, b) , and $f(z, \cdot)$ is monotone for every $z \in \mathcal{Z}$, then we can let $\mathbf{D}_f = (b - a)^2$.*
- c. *If $\Theta = [0, 1]$, f is measurable with range (a, b) , $f(z, \cdot)$ is differentiable for each $z \in \mathcal{Z}$, and there is $K > 0$ such that*

$$-\frac{\partial f(z, \theta)}{\partial \theta} \leq K,$$

then we can let $\mathbf{D}_f = (b - a + K)^2$.

- d. *If $\Theta = [0, 1]$, f is measurable with range (a, b) , and there is $K > 0$ such that*

$$K \geq \frac{f(z, \theta_1) - f(z, \theta_2)}{\theta_2 - \theta_1},$$

for any $z \in \mathcal{Z}$ and $\theta_1, \theta_2 \in \Theta$ with $\theta_1 < \theta_2$, then we can let $\mathbf{D}_f = (b - a + K)^2$.

3.3. *Main theorem.* Throughout the paper we assume that $\mathbf{C}_f \cdot \mathbf{D}_f > 1$. We are ready to state our main theorem.

THEOREM 2 (Main Theorem). *For all random vectors $Z = (Z_1, Z_2, \dots, Z_n)$, in \mathcal{Z} , of independent random variables, for all $\varepsilon \geq 0$, we have:*

$$\Pr \left\{ \frac{\sqrt{\mathbf{C}_f}}{1 + \sqrt{\log_4(\mathbf{C}_f \cdot \mathbf{D}_f)} + \mathcal{R}(\mathbf{C}_f \cdot \mathbf{D}_f)} \cdot \sup_{\theta \in \Theta} |F_Z(\theta) - \mathbf{F}_Z(\theta)| > \varepsilon \right\} \leq 2e^{-2\varepsilon^2},$$

where $\mathcal{R}: (1, +\infty) \rightarrow \mathbb{R}_+$ is a function satisfying the following inequality.

$$\mathcal{R}(x) \leq \frac{\ln \left(\left(\frac{\pi}{2} \right)^{\frac{1}{4}} \left(2\sqrt{\ln(x)} + 1 \right) \right)}{\sqrt{\ln(x)}} \cdot \sqrt{\frac{2}{\ln(2)}},$$

for all x .

The *residual function* \mathcal{R} will be used throughout this section and the next, as we shall see in the proof, it arises from a functional optimization problem. Notice that

$$\lim_{x \rightarrow \infty} \mathcal{R}(x) = 0.$$

This provides the asymptotic inequality

$$\limsup_{\mathbf{C}_f, \mathbf{C}_f \cdot \mathbf{D}_f \rightarrow \infty} \Pr \left\{ \frac{\sqrt{\mathbf{C}_f}}{\sqrt{\log_4(\mathbf{C}_f \cdot \mathbf{D}_f)}} \cdot \sup_{\theta \in \Theta} |F_Z(\theta) - \mathbf{F}_Z(\theta)| > \varepsilon \right\} \leq 2e^{-2\varepsilon^2}.$$

Our next result shows that our main theorem is asymptotically sharp.

PROPOSITION 1. *There exists a sequence of tuples $(f^\alpha, \mathbf{C}_{f^\alpha}, \mathbf{D}_{f^\alpha}, Z^\alpha)$ satisfying the conditions of our main theorem, for each $\alpha \in \mathbb{N}$, such that,*

$$\lim_{\alpha \rightarrow \infty} \mathbf{C}_{f^\alpha} = \infty \quad \text{and} \quad \lim_{\alpha \rightarrow \infty} \mathbf{C}_{f^\alpha} \cdot \mathbf{D}_{f^\alpha} = \infty,$$

and if $\mathcal{L}^\alpha: [1, +\infty) \rightarrow \mathbb{R}_+$ satisfies

$$\limsup_{\alpha \rightarrow \infty} \Pr \left\{ \frac{\sqrt{\mathbf{C}_f}}{1 + \mathcal{L}^\alpha} \cdot \sup_{\theta \in \Theta} |F_Z(\theta) - \mathbf{F}_Z(\theta)| > \varepsilon \right\} \leq 2e^{-2\varepsilon^2},$$

for every $\alpha \in \mathbb{N}$, then it must be the case that

$$\limsup_{\alpha \rightarrow \infty} \frac{\mathcal{L}^\alpha}{\sqrt{\log_4(\mathbf{C}_{f^\alpha} \cdot \mathbf{D}_{f^\alpha})}} \geq 1.$$

We will now state two additional inequalities for the one-sided cases. Using standard notation, for any number r , we write r^+ for $\max\{r, 0\}$.

THEOREM 3. *For all random vectors $Z = (Z_1, Z_2, \dots, Z_n)$, in \mathcal{Z} , of independent random variables, for all $\varepsilon \geq 0$, we have:*

$$\Pr \left\{ \sqrt{\mathbf{C}_f} \cdot \sup_{\theta \in \Theta} (F_Z(\theta) - \mathbf{F}_Z(\theta))^+ - \sqrt{\ln(\mathbf{C}_f \cdot \mathbf{D}_f)} - \mathcal{R}^*(\mathbf{C}_f \cdot \mathbf{D}_f) > \varepsilon \right\} \leq e^{-2\varepsilon^2},$$

where $\mathcal{R}^*(x) = \sqrt{\frac{\ln(2)}{2}} \cdot \mathcal{R}(x)$ for all $x \geq 1$.

Alternatively, for any real number r , denote by r^- the number $\max\{-r, 0\}$.

THEOREM 4. *For all random vectors $Z = (Z_1, Z_2, \dots, Z_n)$, in \mathcal{Z} , of independent random variables, for all $\varepsilon \geq 0$, we have:*

$$\Pr \left\{ \sqrt{\mathbf{C}_f} \cdot \sup_{\theta \in \Theta} (F_Z(\theta) - \mathbf{F}_Z(\theta))^- - \sqrt{\ln(\mathbf{C}_f \cdot \mathbf{D}_f)} - \mathcal{R}^*(\mathbf{C}_f \cdot \mathbf{D}_f) > \varepsilon \right\} \leq e^{-2\varepsilon^2},$$

We conclude this part of the paper by highlighting two corollaries of our main result. Our first corollary looks at the case of Z -almost surely monotone functions.

COROLLARY 3.1. *If $f: \mathcal{Z} \times \mathbb{R} \rightarrow [0, 1]$ is measurable and Z -almost surely monotone, then*

$$\Pr \left\{ \frac{\sqrt{\mathbf{C}_f}}{1 + \sqrt{\log_4(\mathbf{C}_f)} + \mathcal{R}(\mathbf{C}_f)} \cdot \sup_{r \in \mathbb{R}} |F_Z(r) - \mathbf{F}_Z(r)| > \varepsilon \right\} \leq 2e^{-2\varepsilon^2}.$$

When $f: \mathcal{Z} \times \mathbb{R} \rightarrow \mathbb{R}$ is the average of bounded functions, we obtain the following.

COROLLARY 3.2. *If for each i we have a function $f_i: \mathcal{Z}_i \times \mathbb{R} \rightarrow [0, 1]$ that is measurable and Z_i -almost surely monotone, and*

$$f(z, r) = \frac{1}{n} \sum_{i=1}^n f_i(z_i, r),$$

for all $(z, r) \in \mathcal{Z} \times \mathbb{R}$, then

$$\Pr \left\{ \frac{\sqrt{n}}{1 + \sqrt{\log_4(n)} + \mathcal{R}(n)} \cdot \sup_{r \in \mathbb{R}} |F_Z(r) - \mathbf{F}_Z(r)| > \varepsilon \right\} \leq 2e^{-2\varepsilon^2},$$

for all $\varepsilon \geq 0$.

We now move to the case that Θ is a finite set.

COROLLARY 3.3. *If Θ is a finite set, f is measurable, and for each $(z, \theta) \in \mathcal{Z} \times \Theta$ we have the inequality $a_\theta < f(z, \theta) < b_\theta$, then*

$$\Pr \left\{ \frac{\sqrt{\mathbf{C}_f}}{1 + \sqrt{\log_4 \left(\mathbf{C}_f \cdot \left(\sum_{\theta \in \Theta} (b_\theta - a_\theta) \right)^2 \right)} + \delta} \cdot \sup_{\theta \in \Theta} |F_Z(\theta) - \mathbf{F}_Z(\theta)| > \varepsilon \right\} \leq 2e^{-2\varepsilon^2},$$

for all $\varepsilon \geq 0$, where $\delta = \mathcal{R} \left(\mathbf{C}_f \cdot \left(\sum_{\theta \in \Theta} (b_\theta - a_\theta) \right)^2 \right)$.

3.4. Related results in probability theory. The famous theorem of Massart [40] (also see Wei and Dudley [55]) for empirical cumulative distribution functions:

$$F_Z(r) = \frac{1}{n} \sum_{i=1}^n \mathbf{1}_{\{Z_i \leq r\}},$$

states that if Z_1, Z_2, \dots, Z_n are independent and identically distributed real-valued random variable, then for each $\varepsilon \geq 0$ we have

$$\Pr \left\{ \sqrt{n} \cdot \sup_{r \in \mathbb{R}} |F_Z(r) - \mathbf{F}_Z(r)| > \varepsilon \right\} \leq 2e^{-2\varepsilon^2},$$

Thus, the Massart bound is closely related to Corollary 3.2 above. Identical distributions and the specific functional form of empirical cumulative distribution functions are both central to Massart’s result and to his proof. Our weaker bounds in Corollary 3.2 remain sharp because the class of randomized functions that we consider is much larger. Naaman [44] generalises Massart’s results to k -variate cumulative distribution functions. Naaman also proves weaker results for cumulative distribution functions of α -mixing sequences of random variables. Our result for the one-dimensional case is similarly not covered by Naaman.

Chernozhukov et al. [17] consider a setting similar to ours, however with incomparable assumptions, which allows for the supremum of $|F_Z(r) - \mathbf{F}_Z(r)|$ to be approximated in various ways by Gaussian distributions, and allows for randomized functions that are not bounded. The non-zero McDiarmid coefficient C_f in our setting, guarantees boundedness. Our result can thus be understood as a generalization of the classical works in [33, 41].

The famous work of Vapnik and Chervonenkis [53, 54] gives similar bounds to Massart for far more general assumptions, which are incomparable to our own.² Their results do not appeal to order structures, which are at the heart of our method. Specifically, for any collection \mathcal{C} of measurable sets in some probability space with measure P , Vapnik and Chervonenkis’s results bound the supremum of the absolute difference between $P(A)$ and $\frac{1}{n} \sum_{i=1}^n \mathbf{1}_{Z_i \in A}$, for independent and identically P -distributed random variables Z_i , in terms of the expected trace of $A \in \mathcal{C}$.

Corollary 3.2 is closely related to the large literature on the concentration of sums of randomized functions (see, Bobkov, Chistyakov, and Götze [11]).

4. Applications: Kolmogorov-Smirnov test for sample-Lipschitz continuous processes over time. In this section we illustrate an application of our results by studying the Kolmogorov distance between two measurable functions $f, g: \mathcal{Z} \times \Theta \rightarrow [0, 1]$, with $\Theta \subseteq [0, 1]$, a common randomization (Z_1, Z_2, \dots, Z_n) of independent random variables.

The randomized functions

$$F_Z \quad \text{and} \quad G_Z,$$

therefore are *not* assumed to be statistically independent. This allows us to interpret $[0, 1]$ as time. We envision hypothetical experiments where the treatment was applied at time $t = 0$ to a treatment group. The evolution of the treatment effect $F_Z(t) - G_Z(t)$ is observed over time $t \in [0, 1]$. For simplicity we shall make that assumption that the two randomized functions have common mean function:

$$\mathbf{F}_Z(t) = \mathbf{G}_Z(t) \quad \text{for all } t \in \Theta.$$

The analyst wishes to test this hypothesis.

We begin with a two-sample analogue of the Kolmogorov-Smirnov test when the randomized functions we study are Z -almost surely Lipschitz continuous. Recall, that a function $h: [0, 1] \rightarrow [0, 1]$ is *Lipschitz continuous with constant* $K \in \mathbf{R}_+$ if

$$|h(t_1) - h(t_2)| \leq K|t_1 - t_2|,$$

for all $t_1, t_2 \in [0, 1]$.

THEOREM 5. *Suppose that the two functions $f, g: \mathcal{Z} \times [0, 1] \rightarrow [0, 1]$ are measurable, each with non-zero McDiarmid coefficient of effective sample size. Assume that for all $z \in \mathcal{Z}$, the functions $f(z, \cdot)$ and $g(z, \cdot)$ are Lipschitz continuous functions, both with Lipschitz constant K .*

²For an English language reference to the relevant theorem *without proofs!*, see exercise 12.3 of [12]

If $Z = (Z_1, Z_2, \dots, Z_n)$ is a random vector in \mathcal{Z} of independent random variables, then the probability that

$$\frac{\sqrt{\mathbf{C}_{f-g}}}{1 + \sqrt{\log_4(4\mathbf{C}_{f-g} \cdot (1+K)^2) + \mathcal{R}(4\mathbf{C}_{f-g} \cdot (1+K)^2)}} \cdot \sup_{t \in [0,1]} |F_Z(t) - G_Z(t)|$$

exceeds $\varepsilon \geq 0$ is smaller than or equal to $2e^{-2\varepsilon^2}$.

In the previous result, \mathbf{C}_{f-g} is the McDiarmid coefficient for the function $f - g$, which typically is easy to calculate. Results on Lipschitz continuity are extremely common in the field of concentration inequalities, see for example Talagrand [50], and sections 6.6, 7.1 and 7.5 of Boucheron, Lugosi, and Massart [12]. Unlike these examples, our Lipschitz assumption above is unusually weak in that we consider the randomized functions instead of real values but, in our language, Lipschitz continuity is only required on $[0, 1]$, Z -almost surely, and not on $\mathcal{Z} \times [0, 1]$, where \mathcal{Z} is a metric space. Lipschitz continuity in randomized functions is considered extensively in functional data analysis, see Ramsay and Silverman [48, Chapter 3].

The intention is now to provide suggestive but not comprehensive applications of the Theorem 5. All the results are straightforward consequences of the main theorem of the section.

4.1. *A Kolmogorov–Smirnov test for sums of sample-Lipschitz-continuous stochastic processes with unobserved shock.* We turn to an application of Theorem 5, remaining with continuous time processes. We now assume that there are measurable functions

$$f_i, g_i: \mathcal{Z}_i \times [0, 1] \rightarrow [0, 1]$$

for each $i \leq n$.

COROLLARY 4.1. *Suppose that we have*

$$f(z, t) = \frac{1}{n} \sum_{i=1}^n f_i(z_i, t) \quad \text{and} \quad g(z, t) = \frac{1}{n} \sum_{i=1}^n g_i(z_i, t)$$

for all (z, t) . Assume that $f_i(z_i, \cdot)$ and $g_i(z_i, \cdot)$ are all Lipschitz continuous functions with Lipschitz constant K , for every z_i .

If $Z = (Z_1, Z_2, \dots, Z_n)$ is a random vector in \mathcal{Z} of independent random variables, then the probability that

$$\frac{\sqrt{n/4}}{1 + \sqrt{\log_4(n \cdot (1+K)^2) + \mathcal{R}(n \cdot (1+K)^2)}} \cdot \sup_{t \in [0,1]} |F_Z(t) - G_Z(t)|$$

exceeds $\varepsilon \geq 0$ is smaller than or equal to $2e^{-2\varepsilon^2}$.

This result is a simple and obvious application of Theorem 5, as it computes \mathbf{C}_{f-g} for the case of average of randomized functions. The obvious corollary of this is for discreet processes.

COROLLARY 4.2. *Suppose that*

$$f(z, t) = \frac{1}{n} \sum_{i=1}^n f_i(z_i, t) \quad \text{and} \quad g(z, t) = \frac{1}{n} \sum_{i=1}^n g_i(z_i, t)$$

for all (z, t) . Assume that $T \subseteq [0, 1]$ has a finite number K of elements.

If $Z = (Z_1, Z_2, \dots, Z_n)$ is a random vector in \mathcal{Z} of independent random variables, then the probability that

$$\frac{\sqrt{n/4}}{1 + \sqrt{\log_4(n \cdot K^2)} + \mathcal{R}(n \cdot K^2)} \cdot \sup_{t \in T} |F_Z(t) - G_Z(t)|$$

exceeds $\varepsilon \geq 0$ is smaller than or equal to $2e^{-2\varepsilon^2}$.

5. Applications: a Kolmogorov–Smirnov test for sums of randomized functions with clustered data. In this subsection, we generalise Corollary 3.2 by considering the case where the randomization Z arises from cluster-independent data. For this subsection, we suppose that for each i we have a function $f_i: \mathcal{Z}_i \times \mathbb{R} \rightarrow [0, 1]$ that is measurable and Z_i -almost surely monotone, and

$$f(z, r) = \frac{1}{n} \sum_{i=1}^n f_i(z_i, r),$$

for all $(z, r) \in \mathcal{Z} \times \mathbb{R}$.

We suppose that for the random vector $Z = (Z_1, Z_2, \dots, Z_n)$ in \mathcal{Z} there is a partition

$$\{A_1, A_2, \dots, A_K\}$$

of the index set $\{1, 2, \dots, n\}$ such that the sequence of K random vectors

$$(Z_i)_{i \in A_1}, (Z_i)_{i \in A_2}, \dots, (Z_i)_{i \in A_K}$$

are independent. Elements of the partition A_k are called *clusters*. These may or may not be observed. However, the analyst knows the *average* and the *variance* of cluster size statistics, which are given as follows:

$$\mathbf{a}_n = \sum_{k=1}^K \frac{\text{size}(A_k)}{K} \quad \text{and} \quad \mathbf{s}_n^2 = \frac{\sum_{k=1}^K (\text{size}(A_k) - \mathbf{a}_n)^2}{K}.$$

Although typically, these two statistics are random in their own right, and are generated by random partitions, here we assume that they are deterministic and known.

Following Eldridge, Ashby, and Kerry [28], a study of cluster-randomized trials, define the *coefficient of effective sample size* ν_n by

$$\nu_n = \frac{K}{1 + \mathbf{s}_n^2 / \mathbf{a}_n^2}.$$

The numerator of this expression is the number of clusters, and the denominator is the augmented squared variation of cluster size.

We obtain the following theorem.

THEOREM 6. *Under the assumptions on f in this subsection, for all random vectors Z with values in \mathcal{Z} , of block independent clustered data with coefficient ν_n , we have, for all $\varepsilon \geq 0$,*

$$\Pr \left\{ \frac{\sqrt{\nu_n}}{1 + \sqrt{\log_4(\nu_n)} + \mathcal{R}(\nu_n)} \cdot \sup_{\theta \in \Theta} |F_Z(\theta) - \mathbf{F}_Z(\theta)| > \varepsilon \right\} \leq 2e^{-2\varepsilon^2},$$

where \mathcal{R} is the function given in Theorem 2.

We now turn to an analogue of the two-sample Kolmogorov-Smirnov test for clustered data. Suppose that we have randomized functions f and g , each satisfying the conditions of this subsection. Suppose further that the randomization of f is generated by a random vector $Z = (Z_1, Z_2, \dots, Z_n)$ and the randomization of g is generated by a random vector $X = (X_1, X_2, \dots, X_m)$, giving us the randomized functions F_Z and G_X .

Assume that Z and X are independent and that they both are clustered data with coefficients of effective sample size, respectively, ν_n and ξ_m . We obtain the following simple corollary.

COROLLARY 5.1. *Under the hypothesis that $\mathbf{F}_Z = \mathbf{G}_X$, we have*

$$\begin{aligned} & \Pr \left\{ \sup_{r \in \mathbb{R}} |F_Z(r) - G_X(r)| > \varepsilon \right\} \\ & \leq 1 - \left(1 - 2e^{-\frac{\nu_n}{2} \left(\frac{\varepsilon}{1 + \sqrt{\log_4(\nu_n) + \mathcal{R}(\nu_n)}} \right)^2} \right) \left(1 - 2e^{-\frac{\xi_m}{2} \left(\frac{\varepsilon}{1 + \sqrt{\log_4(\xi_m) + \mathcal{R}(\xi_m)}} \right)^2} \right). \end{aligned}$$

We conclude this part of the paper with one-sided analogues to the last two results stated.

THEOREM 7. *Under the assumptions on f in this subsection, for all random vectors Z with values in \mathcal{Z} , of block independent clustered data with coefficient ν_n . We have, for all $\varepsilon \geq 0$,*

$$\Pr \left\{ \sqrt{\nu_n} \cdot \sup_{\theta \in \Theta} (F_Z(\theta) - \mathbf{F}_Z(\theta))^+ - \sqrt{\ln(\nu_n)} - \mathcal{R}^*(\nu_n) > \varepsilon \right\} \leq e^{-2\varepsilon^2},$$

where \mathcal{R}^* is the function given in Theorem 3.

We have the following dual result.

THEOREM 8. *Under the assumptions on f in this subsection, for all random vectors Z with values in \mathcal{Z} , of block independent clustered data with coefficient ν_n . We have, for all $\varepsilon \geq 0$,*

$$\Pr \left\{ \sqrt{\nu_n} \cdot \sup_{\theta \in \Theta} (F_Z(\theta) - \mathbf{F}_Z(\theta))^- - \sqrt{\ln(\nu_n)} - \mathcal{R}^*(\nu_n) > \varepsilon \right\} \leq e^{-2\varepsilon^2}.$$

These gives us the one-sided analogues of the two-sample KS-test below.

COROLLARY 5.2. *Under the assumptions of Corollary 5.1 and the hypothesis that, at all $r \in \mathbb{R}$, it holds that $\mathbf{F}_Z(r) \leq \mathbf{G}_X(r)$, we have*

$$\begin{aligned} & \Pr \left\{ \sup_{r \in \mathbb{R}} (F_Z(r) - G_X(r))^+ > \varepsilon \right\} \\ & \leq 1 - \left(1 - e^{-2(\max\{0, \frac{\varepsilon}{2} - \ln(\sqrt{\nu_n}) - \mathcal{R}^*(\nu_n)\})^2} \right) \left(1 - e^{-2(\max\{0, \frac{\varepsilon}{2} - \ln(\sqrt{\xi_m}) - \mathcal{R}^*(\xi_m)\})^2} \right). \end{aligned}$$

We also have the dual result.

COROLLARY 5.3. *Under the assumptions of Corollary 5.1 and the hypothesis that, at all $r \in \mathbb{R}$, it holds that $\mathbf{F}_Z(r) \geq \mathbf{G}_X(r)$, we have*

$$\begin{aligned} & \Pr \left\{ \sup_{r \in \mathbb{R}} (F_Z(r) - G_X(r))^- > \varepsilon \right\} \\ & \leq 1 - \left(1 - e^{-2(\max\{0, \frac{\varepsilon}{2} - \mathcal{R}^*(\nu_n)\})^2} \right) \left(1 - e^{-2(\max\{0, \frac{\varepsilon}{2} - \mathcal{R}^*(\xi_m)\})^2} \right). \end{aligned}$$

5.1. *Related literature.* Observations grouped by potential mutual dependencies occur widely in empirical applications, see, for example, [18, 8, 24, 13, 6, 16]. Problems of inference with clustered data have long been recognised in econometrics, epidemiology, and statistics; early works include [38, 42, 25, 26]. Recent studies have focused on obtaining valid statistical inference for clustered data, see for example [8, 14, 9, 39, 15], and [4, 57] for textbook discussions. An asymptotic theory has therefore been of fundamental interest, see [31, 23, 21, 1] for various results. However, all the general asymptotic theories characterize consistency in terms of asymptotic properties of the clustering process. A necessary condition for consistency is that the long-run frequency of new-observations attaching to old-clusters, decays to zero. Related long-run conditions needed for consistency are found in the Eicker-Huber-White analysis of time series with heteroscedasticity [56, 35, 27].

In terms of our setting, this requires that the coefficient of effective sample size ν_n goes to infinity as n goes infinity. This fails in many random cluster formation models with observational data. For example, suppose that we have a sequence of independent and independently Bernoulli $[0, 1]$ random variables with success probability $\frac{1}{2}$,

$$X_1, X_2, X_3, \dots$$

Further, suppose that there is an i.i.d. sequence of random variables

$$\tau_1, \tau_2, \tau_3, \dots,$$

with values in the set of natural numbers \mathbb{N} . Then consider the clustered data

$$Y_1 = X_{\tau_1}, Y_2 = X_{\tau_2}, \dots, Y_n = X_{\tau_n}.$$

Notice that $\lim_{n \rightarrow \infty} \nu_n$ will not be infinite. All clusters, in this case consisting of variables $Y_i = X_{\tau_i}$ with the same index τ_i , must grow to infinite-sized clusters, as, eventually, under any distribution over indices giving rise to the τ_i , some index will inevitably be resampled. Then the average $\frac{1}{n} \sum_{i=1}^n Y_i$ will not converge to a deterministic random variable in any sense. Instead, it will approach a weighted average of the X_i with weights given by the probability of index i . The failure of such asymptotic assumptions in natural cluster formation models is well known (see for instance Betancourt, Zanella, and Steorts [10]). Such failure occurs in cluster formation models that extend the Ewens sampling formula [29, 47, 36, 46], and appear in various forms in diverse fields and have had far-reaching influence throughout applied statistics and probability theory (see [20] for references, and [19] for applications in sampling design). Recently, Abadie et al. [2, 1] provided a critique of standard approaches for inference involving clustered data, when the data arises from research design involving randomisation of treatment variables.

Our results prove novel distribution-free non-asymptotic concentration results for empirical distributions of clustered data, and provide these probability bounds in terms of basic statistics on clustering. Sub-Gaussian bounds are established for the sample average and the Kolmogorov-Smirnov statistics in terms of the squared coefficient of variation of cluster size. This paves the way for inference when asymptotic theory is not unavailable. In particular, in settings where all clusters are asymptotically “large clusters” studied in the sense of Canay, Santos, and Shaikh [15].

6. Empirical application: Example. One example application of our method is providing a test for equality of distributions arising from clustered data. We provide an empirical example in the context of performance-based incentives that are used widely to improve learning outcomes both in developing and developed countries [30]. In particular, we consider rank-based incentive schemes,³ where rank has been shown to be an effective tool in

³also known as tournament incentives

motivating effort [52, 5, 43]. Rank-based incentive schemes reward only a few top performers, which may demotivate disadvantaged individuals, raising inequality concerns [7, 45]. Thus, estimating the distributional impacts of these ubiquitous rank-based incentive schemes has been a key interest to academics and policy-makers alike.

We analyze the cluster-randomized experiment in Berry et al., 2022 that randomly assigned two types of rank-based incentives to 5th to 8th grade classrooms in 31 primary schools in Malawi. The first treatment incentive was “population-based” scholarship scheme, where a scholarship was provided to students who scored in the top 15 percent on the end-of-year exam in their sub-district. The second treatment incentive was “bin-based” scholarship scheme, where students were grouped by baseline scores and the top 15 percent within each group received the incentives. In their investigation into the distributional impacts of rank-based schemes in a cluster-randomized controlled trial, Berry et al., 2023 estimated by ordinary least squares using two baseline specification equations.

Analysis 1:

$$\begin{aligned} Y_{igsz1} = & \beta_o + \beta_1 \cdot \text{Population-based}_{gsz} + \beta_2 \cdot \text{Bin-based}_{gsz} + \beta_3 \cdot \text{Top15}_{igs0} \\ & + \beta_4 \cdot \text{Population-based}_{gsz} \cdot \text{Top15}_{igs0} + \beta_5 \cdot \text{Bin-based}_{gsz} \cdot \text{Top15}_{igs0} + \delta \cdot Y_{igsz0} \\ & + \eta_g + \gamma_z + \phi \cdot X_{igsz} + \epsilon_{igsz}. \end{aligned}$$

where, Top15_{igs0} is an indicator that takes value 1 if the student is in top 15 percent of the baseline score. Y_{igsz1} is the outcome of interest of student i in grade g in school s in school-zone z . $\text{Population-based}_{gsz}$ is an indicator variable for being in the treatment group, where, within each grade students scoring in the top 15 percent in the sub-district final exam were eligible to receive a financial reward. Bin-based_{gsz} is an indicator variable for being in the treatment group, where students were grouped into bins of 100 students by baseline score with their sub-district, and the top 15 percent of each group in the final exam were eligible for a financial reward. Y_{igsz0} is the baseline outcome measure. η_g is the grade fixed effect and γ_z is the zone fixed effect. In some specifications, they include X_{igsz} , a set of student-level controls, including age, gender, race, household size and a household assets index.

Analysis 2:

$$\begin{aligned} Y_{igsz1} = & \sum_{k=1,2,3,4,5} \theta_k \cdot k^{\text{th}}\text{Quintile}_{igsz0} \\ & + \sum_{k=1,2,3,4,5} \theta_k^p \cdot \text{Population-based}_{gsz} \cdot k^{\text{th}}\text{Quintile}_{igsz0} \\ & + \sum_{k=1,2,3,4,5} \theta_k^b \cdot \text{Bin-based}_{gsz} \cdot k^{\text{th}}\text{Quintile}_{igsz0} + \delta \cdot Y_{igsz0} + \eta_g + \gamma_z + \phi \cdot X_{igsz} \\ & + \epsilon_{igsz}. \end{aligned}$$

Here, $k^{\text{th}}\text{Quintile}_{igsz0}$ for $k = \{1, 2, 3, 4, 5\}$ are dummy variables that take the value 1 if a student is ranked in each quintile at baseline.

The main outcome variable of the analyses are exam ranks and student test scores. The necessary condition to identify heterogeneous treatment effect by baseline test score distribution is not only to have statistical equivalence between the *average* outcomes between treatment and control, but also to have statistical equivalence of baseline test score *distributions* between the treatment and the control group. In other words, in order to identify treatment effects by *baseline percentiles*, the likelihood of students being in a given percentile in the treatment group is required to be the same as in the control group at *baseline*. This is because any differences in the baseline test score distribution between the treatment and control

groups could potentially be due to unobserved factors, making estimation equation (1) and (2) endogenous, causing coefficients of interest, including β_4 , β_5 , θ_k^p and θ_k^b to have omitted variable bias.

Berry et al., 2022 do not provide any evidence on the statistical equivalence of the baseline test score distribution functions, which are the treatment variables in their heterogeneity analyses. While the KS test is available for testing baseline equivalence of distributions, the KS test cannot be applied in clustered data. Our Corollary 5.1 provides non-asymptotic sub-Gaussian bounds on the gap between two distributions satisfying our assumptions.

In Table-1, we find that using KS test, we can reject statistical equivalence of equality of baseline percentiles between the bin-based treatment group and the control group at the 5% level of significance and baseline test scores at the 10% level of significance. The KS test does not find any statistically significant difference between the population-based treatment and the control group. However, the KS test does not account for clustering in outcome variables. In Table-2, we show that it is likely that the distribution of baseline score and baseline percentiles in the population based treatment are not statistically equivalent to that in the control. The upper bounds of the p -values for baseline score and baseline percentiles are below 10%.

TABLE 1
KS test

Panel-A: Bin-based vs. Control	$D = \max_{x \in \mathbb{R}} F(x) - G(x) $	p -value
Table-3 in [7] Sample: 5-8 Grade		
Baseline Sc.	0.0395	0.083
Baseline Rank	0.0475	0.020
No. Clusters in Bin-based treatment	42	
No. Clusters in Control	30	
Panel-B Pop-based vs. Control		
Table-3 in [7] Sample: 5-8 Grade		
Baseline Sc.	0.0299	0.328
Baseline Rank	0.0273	0.444
No. Clusters in Pop-based treatment	46	
No. Clusters in Control	30	

TABLE 2
Probability Bounds by Grade using Corollary 5.1

Panel-A: Bin-based vs. Control	$D = \max_{r \in \mathbb{R}} F(x) - G(x) $	Upper Bound
Table-3 in [7] Grade 5-8		
Baseline Sc.	0.0395	0.1244
Baseline Rank	0.0475	0.1761
No. Clusters in Bin-based treatment	42	
No. Clusters in Control	30	
Panel-B Pop-based vs. Control		
Table-3 in [7] Sample Grade 5-8		
Baseline Sc.	0.0299	0.0779
Baseline Rank	0.0273	0.0657
No. Clusters in Pop-based treatment	46	
No. Clusters in Control	30	

7. Proof of main theorem for the special case of almost surely monotone functions.

Here we take $f : \mathcal{Z} \times [0, 1] \rightarrow [0, 1]$ such that $f(z, \cdot)$ is \mathcal{Z} -almost surely monotone, such that $\mathbf{F}_Z(t) = t$, $f(z, 0) = 0$ and $f(z, 1) = 1$ for all $z \in \mathcal{Z}$. We prove our main theorem under these restrictions. We must first show that, under these restrictions, our main theorem is well-posed. $\mathbf{F}_Z(t)$ is well-defined for all $t \in [0, 1]$. It is then clear that $\sup_{t \in [0, 1]} F_Z(t) - \mathbf{F}_Z(t)$ is a real-valued function on \mathcal{Z} . It remains to show its measurability, and thus the measurability of $\sup_{t \in [0, 1]} (F_Z(t) - \mathbf{F}_Z(t))^+$, $\sup_{t \in [0, 1]} (F_Z(t) - \mathbf{F}_Z(t))^-$ and $\sup_{t \in [0, 1]} |F_Z(t) - \mathbf{F}_Z(t)|$.

LEMMA 4. $\sup_{t \in [0, 1]} f(z, t) - \mathbf{F}_Z(t)$ is measurable on \mathcal{Z} .

PROOF. For $z \in \mathcal{Z}$ such that $f(z, \cdot)$ is monotone, since $\mathbf{F}_Z(t) = t$ is continuous,

$$\lim_{s \downarrow t} f(z, s) - \mathbf{F}_Z(s) = \lim_{s \downarrow t} (f(z, s)) - \lim_{s \downarrow t} s \geq f(z, t) - t.$$

So we may choose a countable dense subset Q of $[0, 1]$, so that for all $t \in [0, 1]$,

$$f(z, t) - \mathbf{F}_Z(t) \leq \lim_{\substack{s \downarrow t \\ s \in Q}} f(z, s) - \mathbf{F}_Z(s) \leq \sup_{s \in Q} f(z, s) - \mathbf{F}_Z(s).$$

But then

$$\sup_{t \in [0, 1]} f(z, t) - \mathbf{F}_Z(t) = \sup_{s \in Q} f(z, s) - \mathbf{F}_Z(s),$$

so that $\sup_{t \in [0, 1]} f(z, t) - \mathbf{F}_Z(t)$ is a measurable function as the supremum of a countable set of measurable functions, as our condition on z is met almost surely. \blacksquare

7.1. A class of convex functions. Let \mathcal{H} be the family of strictly monotone, continuously differentiable, strictly convex functions $H: \mathbb{R}_+ \rightarrow \mathbb{R}$ such that $H(0) = 0$. For convenience, we write h for the derivative of $H \in \mathcal{H}$. For each $x \in \mathbb{R}_+$ let

$$\mathcal{B}(x) = \inf_{H \in \mathcal{H}} H^{-1} \left(\sqrt{x} \left(h(0) + \int_{[h(0), h(+\infty))} e^{-2(h^{-1}(\varepsilon))^2} d\varepsilon \right) \right).$$

The set of functions \mathcal{H} includes all non-constant absolutely monotonic functions $H: \mathbb{R} \rightarrow \mathbb{R}$ satisfying $H(0) = 0$. That is, any non-constant smooth function H satisfying

$$\frac{\partial^\alpha H}{\partial x^\alpha}(x) \geq 0,$$

for all $\alpha \in \mathbb{N}$ and all x (see, Schilling, Song, and Vondraček [49] for a treatise on these and related functions and their use in probability theory).

Let $\mathcal{E}: (1, +\infty) \rightarrow \mathbb{R}$ be given by

$$\mathcal{E}(x) = 1 + \sqrt{\frac{\ln(2)}{2}} \mathcal{B}(x).$$

We call this our *entropy function*. It is central to our results, due to the following fact.

LEMMA 5.

$$\mathcal{E}(x) \leq \sqrt{\log_4(x)} + \sqrt{\frac{2}{\ln(2)} \frac{\ln \left(\left(\frac{\pi}{2} \right)^{\frac{1}{4}} \left(2\sqrt{\ln(x)} + 1 \right) \right)}{\sqrt{\ln(x)}}} + 1.$$

PROOF. Observe that for $p > 0$, $H = e^{px} - 1 \in \mathcal{H}$, the range of $h = pe^{px}$ is given by $[p, \infty)$. Now, $H^{-1}(x) = \frac{\ln(x+1)}{p}$ and $h^{-1}(x) = \frac{\ln(\frac{x}{p})}{p}$. We claim that

$$\int e^{-2h^{-1}(x)^2} = \int e^{-\frac{2\ln(\frac{x}{p})^2}{p^2}} = \frac{\sqrt{\pi} e^{\frac{p^2}{8}} p^2 \operatorname{erf} \left(\frac{4\ln(\frac{x}{p}) - p^2}{2^{\frac{3}{2}} p} \right)}{2^{\frac{3}{2}}},$$

which we will establish simply by differentiating. By the chain rule, our derivative is

$$\begin{aligned} \frac{2\sqrt{\pi} e^{\frac{p^2}{8}} p^2 e^{-\left(\frac{4\ln(\frac{x}{p}) - p^2}{2^{\frac{3}{2}} p}\right)^2}}{2\sqrt{\pi} p x} &= \frac{p}{x} e^{\frac{p^2}{8}} e^{-\frac{2\ln(\frac{x}{p})^2}{p^2} + \frac{8p^2 \ln(\frac{x}{p})}{8p^2} - \frac{p^2}{8}} = \frac{p}{x} e^{\frac{p^2}{8}} e^{-\frac{2\ln(\frac{x}{p})^2}{p^2}} e^{\ln(\frac{x}{p})} e^{-\frac{p^2}{8}} \\ &= \frac{p}{x} e^{-\frac{2\ln(\frac{x}{p})^2}{p^2}} \frac{x}{p} = e^{-\frac{2\ln(\frac{x}{p})^2}{p^2}}. \end{aligned}$$

Thus,

$$\int_p^\infty e^{-2h^{-1}(x)^2} = \frac{\sqrt{\pi}e^{\frac{p^2}{8}}p^2\left(1 + \operatorname{erf}\left(\frac{p}{2^{\frac{3}{2}}}\right)\right)}{2^{\frac{3}{2}}} \leq \frac{\sqrt{\pi}e^{\frac{p^2}{8}}p^2}{\sqrt{2}}.$$

Therefore,

$$\mathcal{E}(x) - 1 \leq \sqrt{\frac{2}{\ln(2)} \frac{\ln\left(\sqrt{x}\left(p + \frac{\sqrt{\pi}e^{\frac{p^2}{8}}p^2}{\sqrt{2}}\right) + 1\right)}{p}}.$$

Since $\frac{\sqrt{\pi}e^{\frac{p^2}{8}}}{\sqrt{2}} > 1$ and $\sqrt{x} \geq 1$, we have that

$$\begin{aligned} \sqrt{\frac{2}{\ln(2)} \frac{\ln\left(\sqrt{x}\left(\frac{\sqrt{\pi}e^{\frac{p^2}{8}}(p+1)^2}{\sqrt{2}}\right)\right)}{p}} &= \sqrt{\frac{2}{\ln(2)} \frac{\ln\left(\sqrt{x}\left(\frac{\sqrt{\pi}e^{\frac{p^2}{8}}(p^2+2p+1)}{\sqrt{2}}\right)\right)}{p}} \\ &\geq \sqrt{\frac{2}{\ln(2)} \frac{\ln\left(\sqrt{x}\left(2p + \frac{\sqrt{\pi}e^{\frac{p^2}{8}}p^2+1}{\sqrt{2}}\right)\right)}{p}} \\ &\geq \sqrt{\frac{2}{\ln(2)} \frac{\ln\left(\sqrt{x}\left(p + \frac{\sqrt{\pi}e^{\frac{p^2}{8}}p^2}{\sqrt{2}}\right) + 1\right)}{p}} \geq \mathcal{E}(x) - 1. \end{aligned}$$

Now,

$$\begin{aligned} \frac{\ln\left(\sqrt{x}\left(\frac{\sqrt{\pi}e^{\frac{p^2}{8}}(p+1)^2}{\sqrt{2}}\right)\right)}{p} &= \frac{\ln(\sqrt{x})}{p} + \frac{\ln\left(e^{\frac{p^2}{8}}\right)}{p} + \frac{2\ln\left(\left(\frac{\pi}{2}\right)^{\frac{1}{4}}(p+1)\right)}{p} \\ &= \frac{\ln(x)}{2p} + \frac{p}{8} + \frac{2\ln\left(\left(\frac{\pi}{2}\right)^{\frac{1}{4}}(p+1)\right)}{p}. \end{aligned}$$

Setting $p = 2\sqrt{\ln(x)}$, this gives

$$\begin{aligned} \mathcal{E}(x) - 1 &\leq \sqrt{\frac{2}{\ln(2)} \left(\frac{\ln(x)}{4\sqrt{\ln(x)}} + \frac{\sqrt{\ln(x)}}{4} + \frac{\ln\left(\left(\frac{\pi}{2}\right)^{\frac{1}{4}}(2\sqrt{\ln(x)}+1)\right)}{\sqrt{\ln(x)}} \right)} \\ &= \sqrt{\frac{2}{\ln(2)} \left(\frac{\sqrt{\ln(x)}}{4} + \frac{\sqrt{\ln(x)}}{4} \right)} + \sqrt{\frac{2}{\ln(2)} \frac{\ln\left(\left(\frac{\pi}{2}\right)^{\frac{1}{4}}(2\sqrt{\ln(x)}+1)\right)}{\sqrt{\ln(x)}}} \\ &= \sqrt{\frac{2}{\ln(2)} \frac{\sqrt{\ln(x)}}{2}} + \sqrt{\frac{2}{\ln(2)} \frac{\ln\left(\left(\frac{\pi}{2}\right)^{\frac{1}{4}}(2\sqrt{\ln(x)}+1)\right)}{\sqrt{\ln(x)}}} \\ &= \sqrt{\frac{\ln(x)}{2\ln(2)}} + \sqrt{\frac{2}{\ln(2)} \frac{\ln\left(\left(\frac{\pi}{2}\right)^{\frac{1}{4}}(2\sqrt{\ln(x)}+1)\right)}{\sqrt{\ln(x)}}} \\ &= \sqrt{\log_4(x)} + \sqrt{\frac{2}{\ln(2)} \frac{\ln\left(\left(\frac{\pi}{2}\right)^{\frac{1}{4}}(2\sqrt{\ln(x)}+1)\right)}{\sqrt{\ln(x)}}}. \end{aligned}$$

■

Note this shows that for $x \geq 1$, we have $\mathcal{E}(x)$ of the form $1 + \sqrt{\log_4(x)} + \mathcal{R}(x)$, the denominator appearing in Theorem 2.

7.2. *Triangular inequality and proof.* In our restricted setting, the statement of Theorem 2, becomes

THEOREM 9. *For all random vectors $Z = (Z_1, Z_2, \dots, Z_n)$, in \mathcal{Z} , of independent random variables, for all $\varepsilon \geq 0$, we have:*

$$\Pr \left\{ \frac{\sqrt{\mathbf{C}_f}}{\mathcal{E}(\mathbf{C}_f)} \cdot \sup_{\theta \in \Theta} |F_Z(\theta) - \mathbf{F}_Z(\theta)| > \varepsilon \right\} \leq 2e^{-2\varepsilon^2},$$

To prove this, it will be essential to prove some key lemmas, the first of which we dub “the triangular inequality” due to the fact that it centres around integration over triangular regions.

LEMMA 6. *Let $f: [0, 1] \rightarrow \mathbb{R}$ be a monotone function. If $H: \mathbb{R}_+ \rightarrow \mathbb{R}_+$ is a monotone, convex, differentiable function with derivative h such that $H(0) = 0$, then for every $\alpha > 0$ we have*

$$H(\alpha(f(t) - t)^+) \leq \alpha \int_0^1 h(\alpha(f(x) - x)^+) dx,$$

for all $t \in [0, 1]$.

PROOF. Fix any $t \in [0, 1]$, and let $\varepsilon = \alpha(f(t) - t)$. If $\varepsilon \leq 0$, then the conclusion of the lemma is obvious. So assume that $\varepsilon > 0$.

By the monotonicity of αf , for every

$$x \in \left[t, t + \frac{1}{\alpha} \varepsilon \right]$$

it must be the case that:

$$\alpha(f(x) - x)^+ \geq \alpha(t - x) + \varepsilon.$$

Therefore, we have

$$\begin{aligned} \alpha \int_0^1 h(\alpha(f(x) - x)^+) dx &\geq \alpha \int_t^{t + \frac{1}{\alpha} \varepsilon} h(\alpha(t - x) + \varepsilon) dx \\ &= \alpha \int_0^{\frac{1}{\alpha} \varepsilon} h(\varepsilon - \alpha x) dx \\ &= \alpha \int_0^{\frac{1}{\alpha} \varepsilon} h\left(\varepsilon - \alpha\left(\frac{1}{\alpha} \varepsilon - x\right)\right) dx \\ &= \alpha \int_0^{\frac{1}{\alpha} \varepsilon} h(\alpha x) dx \\ &= H(\varepsilon). \end{aligned}$$

The first inequality follows from convexity of H . This is as required. ■

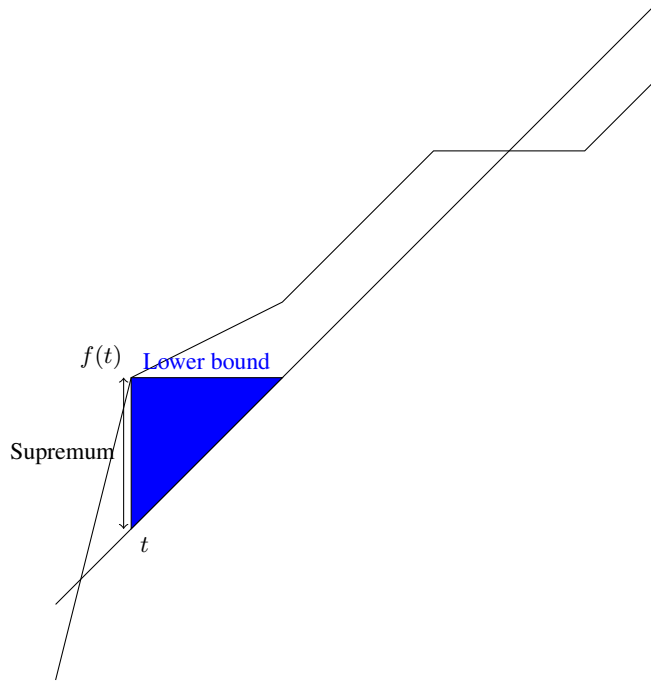


FIG 1. The relationship between the supremum of $(f(t) - t)^+$ and its integral for monotone f .

We expand on the intuition behind this lemma. If $(f(t) - t)^+$ obtains value $\varepsilon \geq 0$ then, since f is monotone, the values of f can be graphed above the triangle with vertices (t, t) , $(t, f(t))$ and $(f(t), f(t))$. Thus we use the supremum of $(f(t) - t)^+$ to give a lower bound on its integral. This is depicted in the figure.

We move to our second lemma.

LEMMA 7. Let $f: \mathcal{Z} \times [0, 1] \rightarrow [0, 1]$ be a measurable function such that $f(z, \cdot)$ is monotone for all fixed $z \in \mathcal{Z}$, and let \mathbf{C}_f be the McDiarmid constant of f over \mathcal{Z} . If

$$\mathbb{E}[f(Z, t)] \leq t,$$

for all t , then for every $H \in \mathcal{H}$, we have

$$H\left(\sqrt{\mathbf{C}_f} \cdot \mathbb{E}\left[\sup_{t \in [0, 1]} (f(Z, t) - t)^+\right]\right) \leq \sqrt{\mathbf{C}_f} \left(a + \int_{[a, b]} \exp[-2 \cdot h^{-1}(x)^2] dx\right),$$

where $a = \min h(\mathbb{R}_+)$ and $b = \sup h(\mathbb{R}_+)$.

PROOF. Fix a $H \in \mathcal{H}$. Let

$$A(z, t) = (f(z, t) - t)^+,$$

for all (z, t) . From Lemma 6 applied to H and the fact that H is a convex function we have

$$\begin{aligned} (5) \quad H\left(\sqrt{\mathbf{C}_f} \cdot \mathbb{E}\left[\sup_t A(Z, t)\right]\right) &\leq \mathbb{E}\left[H\left(\sqrt{\mathbf{C}_f} \cdot \sup_t A(Z, t)\right)\right] \\ (6) \quad &\leq \sqrt{\mathbf{C}_f} \cdot \int_0^1 \mathbb{E}\left[h(\sqrt{\mathbf{C}_f} A(Z, x))\right] dx. \end{aligned}$$

Because $h(\sqrt{\mathbf{C}_f}A(Z, x))$ is a non-negative random variable we obtain

$$\mathbb{E} \left[h(\sqrt{\mathbf{C}_f}A(Z, x)) \right] = \int_0^\infty \Pr \left\{ h(\sqrt{\mathbf{C}_f}A(Z, x)) > \varepsilon \right\} d\varepsilon.$$

Now h is a continuous non-negative monotone function. Therefore, $h(\mathbb{R}_+) = [a, b)$ for some $a \in \mathbb{R}_+$ and $b \in (0, \infty]$. For every $\varepsilon \geq b$ we have

$$\Pr \left\{ h(\sqrt{\mathbf{C}_f}A(Z, x)) > \varepsilon \right\} = 0.$$

For every $\varepsilon < a$ we have

$$\Pr \left\{ h(\sqrt{\mathbf{C}_f}A(Z, x)) > \varepsilon \right\} = 1.$$

From this we conclude that

$$\mathbb{E} \left[h(\sqrt{\mathbf{C}_f}A(Z, x)) \right] = a + \int_{[a, b)} \Pr \left\{ \sqrt{\mathbf{C}_f}A(Z, x) > h^{-1}(\varepsilon) \right\} d\varepsilon,$$

where invertibility of h follows from strict convexity of H . By the McDiarmid inequality we have

$$\Pr \left\{ \sqrt{\mathbf{C}_f}A(Z, x) > \varepsilon \right\} \leq e^{-2\varepsilon^2},$$

for every $\varepsilon \geq 0$. From this we get

$$\mathbb{E} \left[h(\sqrt{\mathbf{C}_f}A(Z, x)) \right] \leq a + \int_{[a, b)} \exp[-2 \cdot h^{-1}(\varepsilon)^2] d\varepsilon.$$

In light of (1) and (2) we obtain

$$H \left(\sqrt{\mathbf{C}_f} \cdot \mathbb{E} \left[\sup_t A(Z, t) \right] \right) \leq \sqrt{\mathbf{C}_f} \left(a + \int_{[a, b)} \exp[-2 \cdot h^{-1}(\varepsilon)^2] d\varepsilon \right),$$

as required. ■

We are now in a position to prove the restricted version of our main theorem. Let $c_f(i)$ denote the value

$$\sup_{(z, z^*, t) \in \mathcal{Z}^2 \times [0, 1]} |f(z, t) - f((z_i^*, z_{-i}), t)|.$$

PROOF OF THEOREM 9. Clearly,

$$\sup_{(z, z^*) \in \mathcal{Z}^2} \left(\sup_{t \in [0, 1]} (f(z, t) - \mathbf{F}_Z(t))^+ - \sup_{t \in [0, 1]} (f(z_i^*, z_{-i}, t) - \mathbf{F}_Z(t))^+ \right)$$

is less than or equal to $c_f(i)$, so McDiarmid's inequality gives that, for all $\varepsilon \geq 0$,

$$\Pr \left\{ \sqrt{\mathbf{C}_f} \left(\sup_{t \in [0, 1]} (F_Z(t) - \mathbf{F}_Z(t))^+ - \mathbb{E} \left[\sup_{t \in [0, 1]} (F_Z(t) - \mathbf{F}_Z(t))^+ \right] \right) > \varepsilon \right\} \leq e^{-2\varepsilon^2},$$

or

$$\Pr \left\{ \sqrt{\mathbf{C}_f} \sup_{t \in [0, 1]} (F_Z(t) - \mathbf{F}_Z(t))^+ > \varepsilon \right\} \leq e^{-2 \max(0, \varepsilon - \sqrt{\mathbf{C}_f} \mathbb{E}[\sup_{t \in [0, 1]} (F_Z(t) - \mathbf{F}_Z(t))^+])^2}.$$

This bound has value $\frac{1}{2}$ at $\varepsilon^* = \sqrt{\frac{\ln(2)}{2}} + \sqrt{\mathbf{C}_f} \mathbb{E} \left[\sup_{t \in [0,1]} (F_Z(t) - \mathbf{F}_Z(t))^+ \right]$. It is easy to compute that the function

$$e^{-2 \left(\frac{\varepsilon}{1 + \sqrt{\frac{2}{\ln(2)}} \sqrt{\mathbf{C}_f} \mathbb{E} \left[\sup_{t \in [0,1]} (F_Z(t) - \mathbf{F}_Z(t))^+ \right]} \right)^2}$$

also yields a value of $\frac{1}{2}$ at ε^* . Since $\frac{1}{1 + \sqrt{\frac{2}{\ln(2)}} \sqrt{\mathbf{C}_f} \mathbb{E} \left[\sup_{t \in [0,1]} (F_Z(t) - \mathbf{F}_Z(t))^+ \right]} < 1$, it is therefore an upper bound on

$$\Pr \left\{ \sqrt{\mathbf{C}_f} \sup_{t \in [0,1]} (F_Z(t) - \mathbf{F}_Z(t))^+ > \varepsilon \right\},$$

for all $\varepsilon \geq \varepsilon^*$. Exactly the same proof applies to $\sup_{t \in [0,1]} (g(Z, t) - \mathbb{E}[g(Z, t)])^-$, and the two give the bound of

$$\Pr \left\{ \sqrt{\mathbf{C}_f} \sup_{t \in [0,1]} |F_Z(t) - \mathbf{F}_Z(t)| > \varepsilon \right\} \leq 2e^{-2 \left(\frac{\varepsilon}{1 + \sqrt{\frac{2}{\ln(2)}} \sqrt{\mathbf{C}_f} \mathbb{E} \left[\sup_{t \in [0,1]} (F_Z(t) - \mathbf{F}_Z(t))^+ \right]} \right)^2},$$

for $\varepsilon \geq \varepsilon^*$. But for $\varepsilon < \varepsilon^*$, this bound has value greater than 1, and therefore applies to all $\varepsilon \geq 0$. Lemma 7, then converts this into a bound of

$$\Pr \left\{ \sqrt{\mathbf{C}_f} \sup_{t \in [0,1]} |F_Z(t) - \mathbf{F}_Z(t)| > \varepsilon \right\} \leq 2e^{-2 \left(\frac{\varepsilon}{\mathcal{E}(\mathbf{C}_f)} \right)^2},$$

or equivalently

$$\Pr \left\{ \frac{\sqrt{\mathbf{C}_f}}{\mathcal{E}(\mathbf{C}_f)} \sup_{t \in [0,1]} |F_Z(t) - \mathbf{F}_Z(t)| > \varepsilon \right\} \leq 2e^{-2\varepsilon^2}.$$

■

Incidentally, we have just shown that

$$\begin{aligned} \Pr \left\{ \sqrt{\mathbf{C}_f} \sup_{t \in [0,1]} (F_Z(t) - \mathbf{F}_Z(t))^+ > \varepsilon \right\} &\leq e^{-2 \max \left(0, \varepsilon - \sqrt{\mathbf{C}_f} \mathbb{E} \left[\sup_{t \in [0,1]} (F_Z(t) - \mathbf{F}_Z(t))^+ \right] \right)^2} \\ &= e^{-2 \max \left(0, \varepsilon - 1 + \sqrt{\frac{\ln(2)}{2}} (\mathcal{E}(\mathbf{C}_f) - 1) \right)^2}, \end{aligned}$$

and the same for $(F_Z(t) - \mathbf{F}_Z(t))^+$. But one may easily check that $1 + \sqrt{\frac{\ln(2)}{2}} (\mathcal{E}(\mathbf{C}_f) - 1)$ is of the form $1 + \sqrt{\ln(\mathbf{C}_f)} + \mathcal{R}^*(\mathbf{C}_f)$ using the notation introduced in Theorem 3. Thus we have given proofs of restricted versions of Theorems 3 and 4.

8. Transformations and gap lemma extension. We now assume nothing of f and Z but those assumptions we made in Section 3. Recall our definition from Section 6:

$$c_f(i) = \sup_{(z, z^*, \theta) \in \mathcal{Z}^2 \times \Theta} f(z, \theta) - f((z_i^*, z_{-i}), \theta),$$

implying that $\mathbf{C}_f = \frac{1}{\sum_{i=1}^n c_f(i)^2}$. For another function g with domain $\mathcal{Z} \times S$, define $c_g(i)$ and \mathbf{C}_g analogously.

We consider the function mentioned in Section 3,

$$(z, t) \mapsto \frac{1}{\sqrt{\mathbf{D}_f}} \cdot \sum_{\theta \in \Theta} \pi(\theta, t) f(z, \theta) + f^*(t)$$

We may modify this function in two ways. Firstly, we may replace $\pi(\theta, t)$ with

$$\pi^*(\theta, t) = \begin{cases} 3t\pi(\theta, 0) & t \in [0, \frac{1}{3}) \\ \pi(\theta, \frac{t+1}{3}) & t \in [\frac{1}{3}, \frac{2}{3}] \\ (3-3t)\pi(\theta, 1) & t \in [\frac{2}{3}, 1] \end{cases},$$

and $f^*(t)$ with

$$f^{**}(t) = \begin{cases} 3tf^*(0) & t \in [0, \frac{1}{3}) \\ f^*(\frac{t+1}{3}) & t \in [\frac{1}{3}, \frac{2}{3}] \\ (3-3t)f^*(1) & t \in [\frac{2}{3}, 1] \end{cases}.$$

This amounts to assuming that the function has value 0 for $t = 0$ and 1 for $t = 1$, for all $z \in \mathcal{Z}$. Secondly, we may modify our setting by adding a *strictly* monotone function with values in $[0, \delta]$ to f^* , and increase \mathbf{D}_f to $\mathbf{D}_f + \delta$ to ensure that the function is *strictly* monotone in t for almost all $z \in \mathcal{Z}$. Let us do so.

Let us call this function g . Since for each $\theta \in \Theta$ there is a $t \in [0, 1]$ with $\pi(\theta, t) = 1$, we have that $g(z, t) = \frac{1}{\sqrt{\mathbf{D}_f + \delta}} f(z, \theta) + f^*(t)$, so that for all $1 \leq i \leq n$ and $(z, z^*) \in \mathcal{Z}^2$,

$$|g(z, t) - g((z_i^*, z_{-i}), t)| = \frac{1}{\sqrt{\mathbf{D}_f + \delta}} |f(z, \theta) - f((z_i^*, z_{-i}), \theta)|.$$

Also, for all $t \in [0, 1]$,

$$\begin{aligned} |g(z, t) - g((z_i^*, z_{-i}), t)| &\leq \frac{1}{\sqrt{\mathbf{D}_f + \delta}} \sum_{\theta \in \Theta} \pi(\theta, t) |f(z, \theta) - f((z_i^*, z_{-i}), \theta)| \\ &\leq \frac{1}{\sqrt{\mathbf{D}_f + \delta}} \sum_{\theta \in \Theta} \pi(\theta, t) c_f(i) \leq \frac{1}{\sqrt{\mathbf{D}_f + \delta}} c_f(i), \end{aligned}$$

so

$$c_g(i) = \sup_{(z, z^*, t) \in \mathcal{Z}^2 \times [0, 1]} |g(z, t) - g((z_i^*, z_{-i}), t)| = \frac{1}{\sqrt{\mathbf{D}_f + \delta}} c_f(i).$$

Then $\mathbf{C}_g = \mathbf{C}_f(\mathbf{D}_f + \delta)$. Similar to the derivation of $c_g(i)$, this gives that

$$\sqrt{\mathbf{C}_g} \sup_{t \in [0, 1]} |g(z, t) - \mathbb{E}[g(Z, t)]| = \sqrt{\mathbf{C}_f} \sup_{\theta \in \Theta} |F_Z(\theta) - \mathbf{F}_Z(\theta)|.$$

We are ready to establish our version of the gap lemma.

8.1. *Stochastic gap lemma.* Let $g: \mathcal{Z} \times [0, 1] \rightarrow [0, 1]$ be a measurable function such that

- A. The function $t \mapsto g(z, t)$ is strictly monotone Z -almost everywhere.
- B. For each $z \in \mathcal{Z}$, we have $g(z, 0) = 0$ and $g(z, 1) = 1$.

LEMMA 8. For any random vector Z with values in \mathcal{Z} , there exists a measurable function $h: \mathcal{Z} \times [0, 1] \rightarrow [0, 1]$ satisfying assumptions of Section 6:

- A. For any $t \in [0, 1]$, we have $\mathbb{E}[h(Z, t)] = t$,

- B. For almost all $z \in \mathcal{Z}$, $t \mapsto h(z, t)$ is a strictly monotone function,
- C. For any $1 \leq i \leq n$, $c_h(i) = c_g(i)$.
- D. We have

$$\sup_{t \in [0,1]} h(z, t) - t = \sup_{t \in [0,1]} g(z, t) - \mathbb{E}[g(Z, t)].$$

We will first need a technical lemma. Some definitions are required. An interval is any connected subset of \mathbb{R} . For a set $S \subseteq \mathbb{R}$, it is a fact of general topology that, for any $s \in S$ there is a unique *maximal* interval I of S containing s , so that $s \in I \subseteq S$, and for any interval $s \in J \subseteq S$, $J \subseteq I$. We will call an interval *non-degenerate* if it contains at least two points.

LEMMA 9. *Let $m : [0, 1] \rightarrow [0, 1]$ be a monotone function and S be $[0, 1] \setminus m([0, 1])$. Then for all $s \in S$, the maximal interval of S containing s is non-degenerate.*

PROOF. If the maximal interval of S containing $s \in S$ is a singleton, then there is a point of $m([0, 1])$ contained in every neighbourhood (in the ambient space $[0, 1]$) of S . So we may construct a sequence s_n in $m([0, 1])$ such that $|s_n - s|$ decreases to 0. By the pigeonhole principle, either infinitely many s_n satisfy $s_n < s$, or infinitely many s_n satisfy $s_n > s$. Suppose without loss of generality that the former holds, and take the subsequence of $s_n < s$. For each s_n , choose r_n such that $m(r_n) = s_n$. Then, since m is monotone, for all $n \in \mathbb{N}$, $r_n < r_{n+1}$. By the monotone convergence theorem, there exists $r \in [0, 1]$, such that $r_n \rightarrow r$. If $m(r) = s$, $s \in S$ is contradicted. We cannot have $m(r) < s$, for then there would exist some $n \in \mathbb{N}$ such that $m(r) < m(r_n)$, contradicting monotonicity. So $m(r) > s$. For all $q \in [0, 1]$, if $q > r$, then $m(q) \geq m(r) > s$. If $q < r$, then there exists r_n such that $m(q) < m(r_n) = s_n < s$. Hence, the non-degenerate interval $[s, m(r))$ is contained in S . Clearly, the maximal interval containing s must then be non-degenerate. ■

PROOF OF LEMMA 8. Call by E the function on $[0, 1]$ given by $r \mapsto \mathbb{E}[g(Z, r)]$. E is a strictly monotone function and thus invertible on its range. Then define the function $k : \mathcal{Z} \times E([0, 1]) \rightarrow \mathbb{R}$ by $k(z, s) = g(z, E^{-1}(s))$.

Call $[0, 1] \setminus E([0, 1])$ by the name S . Now, define the functions $l, u : S \rightarrow [0, 1]$, by $l(s)$ being the left endpoint of the maximal interval of S containing s (which need not be contained within the interval itself) and $u(s)$ being the right endpoint (likewise). Define $\alpha : S \rightarrow [0, 1]$ by $\alpha(s) = \frac{u(s) - s}{u(s) - l(s)}$. Since $u(s) \neq l(s)$ by the last lemma, this makes sense. It is easy to see that for all $s \in S$, α is strictly monotone on the maximal interval of S containing s . h is clearly still a bounded function, so there is no issue in defining $h : \mathcal{Z} \times [0, 1] \rightarrow \mathbb{R}$ by

$$h(z, s) = k(z, s)$$

if $s \in E([0, 1])$, and

$$h(z, s) = \alpha(s) \left(\sup_{r \in E([0, 1]) \cap [0, s]} k(z, r) \right) + (1 - \alpha(s)) \left(\inf_{r \in E([0, 1]) \cap [s, 1]} k(z, r) \right)$$

if $s \in S$. This function is clearly bounded.

Now, by the strict monotonicity of E and $g(z, \cdot)$, $h(z, \cdot) = k(z, \cdot)$ is clearly a strictly monotone function with the order on $E([0, 1])$ induced from that of \mathbb{R} . This, combined with the strict monotonicity of $\alpha(s)$, implies the strict monotonicity of $h(z, \cdot)$ on any maximal interval of S . But clearly, for $s \in S$, for $r \in E([0, 1]) \cap [0, s]$, $h(z, s) > h(z, r)$, and also for $r \in E([0, 1]) \cap [s, 1]$, $h(z, s) < h(z, r)$. If $s_1 < s_2$ do not belong to the same maximal interval of S , then there exists $r \in E([0, 1])$ such that $s_1 < r < s_2$, so we must have that

$h(z, s_1) < h(z, s_2)$. But we have now proved the preservation of strict inequalities by $h(z, \cdot)$ for pairs of members of S , pairs of members of $E([0, 1])$, and any pair consisting of one of each, which is all possible pairs of members of $[0, 1]$, proving strict monotonicity.

It is well-known that any collection of disjoint non-degenerate intervals must be countable. Therefore, S is the union of countably many intervals, and is a Borel set. Thus $E([0, 1]) = [0, 1] \setminus S$, is a Borel set. k is clearly measurable on $\mathcal{Z} \times E([0, 1])$, as a composition of the product of the identity and a monotone function $(z, s) \mapsto (z, E^{-1}(s))$, and the measurable function g . h is then measurable on $\mathcal{Z} \times E([0, 1])$, as it is equal to k on this set. By monotonicity, when taking the supremum of $h(z, \cdot)$ over a subset of $[0, 1]$, we need only take the supremum over a sequence increasing to the supremum of the subset. For infima, we just need a sequence decreasing to the infimum of the subset. But, by the measurability of slices of product measurable functions and measurability of suprema and infima of countably many measurable functions, this implies that both

$$z \mapsto \sup_{r \in E([0, 1]) \cap [0, s]} h(z, r)$$

and

$$z \mapsto \inf_{r \in E([0, 1]) \cap [s, 1]} h(z, r)$$

are measurable functions on \mathcal{Z} for any $s \in [0, 1]$, so that, for any maximal interval I of S , h is measurable on $\mathcal{Z} \times I$, as a composition of products of measurable functions on its components, with arithmetic operations. Then h is measurable on a countable partition of its domain into measurable sets, and therefore measurable.

Now, on $E([0, 1])$,

$$\mathbb{E}[h(Z, s)] = \mathbb{E}[h(Z, s)] = \mathbb{E}[g(Z, E^{-1}(s))] = E(E^{-1}(s)) = s.$$

On S ,

$$\begin{aligned} \mathbb{E}[h(Z, s)] &= \alpha(s) \mathbb{E} \left[\sup_{r \in E([0, 1]) \cap [0, s]} k(Z, r) \right] + (1 - \alpha(s)) \mathbb{E} \left[\inf_{r \in E([0, 1]) \cap [s, 1]} k(Z, r) \right] \\ &= \alpha(s) \mathbb{E} \left[\lim_{r \uparrow u(s)} k(Z, r) \right] + (1 - \alpha(s)) \mathbb{E} \left[\lim_{r \downarrow l(s)} k(Z, r) \right], \end{aligned}$$

by monotonicity,

$$= \alpha(s) \lim_{r \uparrow l(s)} \mathbb{E}[k(Z, r)] + (1 - \alpha(s)) \lim_{r \downarrow u(s)} \mathbb{E}[k(Z, r)],$$

by boundedness and the dominated convergence theorem,

$$\begin{aligned} &= \alpha(s) \lim_{r \uparrow l(s)} r + (1 - \alpha(s)) \lim_{r \downarrow u(s)} r = \alpha(s)l(s) + (1 - \alpha(s))u(s) \\ &= \frac{u(s) - s}{u(s) - l(s)}l(s) + \left(1 - \frac{u(s) - s}{u(s) - l(s)}\right)u(s) = u(s) + \frac{u(s) - s}{u(s) - l(s)}(l(s) - u(s)) \\ &= u(s) - u(s) + s = s. \end{aligned}$$

We will show that $c_h(i) = c_g(i)$. For all $s \in S$, $1 \leq i \leq n$ and $(z, z^*) \in \mathcal{Z}^2$,

$$\begin{aligned} &h(z, s) - h((z_i^*, z_{-i}), s) \\ &= \alpha(s) \left(\sup_{r \in E([0, 1]) \cap [0, s]} h(z, r) \right) + (1 - \alpha(s)) \left(\inf_{r \in E([0, 1]) \cap [s, 1]} h(z, r) \right) \end{aligned}$$

$$\begin{aligned}
& - \left(\alpha(s) \left(\sup_{r \in E([0,1]) \cap [0,s]} h((z_i^*, z_{-i}), r) \right) + (1 - \alpha(s)) \left(\inf_{r \in E([0,1]) \cap [s,1]} h((z_i^*, z_{-i}), r) \right) \right) \\
& = \alpha(s) \left(\sup_{r \in E([0,1]) \cap [0,s]} g(z, E^{-1}(r)) - \sup_{r \in E([0,1]) \cap [0,s]} g((z_i^*, z_{-i}), E^{-1}(r)) \right) \\
& + (1 - \alpha(s)) \left(\inf_{r \in E([0,1]) \cap [0,s]} g(z, E^{-1}(r)) - \inf_{r \in E([0,1]) \cap [s,1]} g((z_i^*, z_{-i}), E^{-1}(r)) \right) \\
& = \alpha(s) \left(\lim_{\substack{r \uparrow a \\ r \in E([0,1])}} g(z, E^{-1}(r)) - \lim_{\substack{r \uparrow a \\ r \in E([0,1])}} g((z_i^*, z_{-i}), E^{-1}(r)) \right) \\
& + (1 - \alpha(s)) \left(\lim_{\substack{r \downarrow b \\ r \in E([0,1])}} g(z, E^{-1}(r)) - \lim_{\substack{r \downarrow b \\ r \in E([0,1])}} g((z_i^*, z_{-i}), E^{-1}(r)) \right),
\end{aligned}$$

by monotonicity of $g(z, \cdot)$,

$$\begin{aligned}
& = \alpha(s) \lim_{\substack{r \uparrow a \\ r \in E([0,1])}} (g(z, E^{-1}(r)) - g((z_i^*, z_{-i}), E^{-1}(r))) \\
& + (1 - \alpha(s)) \lim_{\substack{r \downarrow b \\ r \in E([0,1])}} (g(z, E^{-1}(r)) - g((z_i^*, z_{-i}), E^{-1}(r))) \\
& \leq \alpha(s) \sup_{t \in [0,1]} (g(z, t) - g((z_i^*, z_{-i}), t)) \\
& + (1 - \alpha(s)) \sup_{t \in [0,1]} (g(z, t) - g((z_i^*, z_{-i}), t)) = \sup_{t \in [0,1]} g(z, t) - g((z_i^*, z_{-i}), t).
\end{aligned}$$

For $s \in E([0, 1])$, we have

$$\begin{aligned}
h(z, s) - h((z_i^*, z_{-i}), s) & = g(z, E^{-1}(s)) - g((z_i^*, z_{-i}), E^{-1}(s)) \\
& \leq \sup_{t \in [0,1]} (g(z, t) - g((z_i^*, z_{-i}), t)).
\end{aligned}$$

For each $t \in [0, 1]$, we have

$$g(z, t) - g((z_i^*, z_{-i}), t) = h(z, E(t)) - h((z_i^*, z_{-i}), E(t)),$$

so that

$$\begin{aligned}
c_h(i) & = \sup_{(z, z^* \in \mathcal{Z}, s) \in \mathcal{Z}^2 \times [0,1]} h(z, s) - h((z_i^*, z_{-i}), s) \\
& = \sup_{(z, z^* \in \mathcal{Z}, t) \in \mathcal{Z}^2 \times [0,1]} g(z, t) - g((z_i^*, z_{-i}), t) = c_g(i).
\end{aligned}$$

(We define $c_h(i)$ and $c_g(i)$ as suprema over absolute values, these are clearly equal to suprema of the same expressions without absolute values.)

We will show that

$$\sup_{s \in [0,1]} h(z, s) - s = \sup_{t \in [0,1]} g(z, r) - \mathbb{E}[g(Z, t)].$$

For all $s \in S$,

$$h(z, s) - s = \alpha(s) \left(\sup_{r \in E([0,1]) \cap [0,s]} h(z, r) - l(s) \right)$$

$$\begin{aligned}
& + (1 - \alpha(s)) \left(\inf_{r \in E([0,1]) \cap [s,1]} h(z, r) - u(s) \right) \\
& = \alpha(s) \left(\lim_{\substack{r \uparrow l(s) \\ r \in E([0,1])}} h(z, r) - \lim_{r \uparrow l(s)} r \right) + (1 - \alpha(s)) \left(\lim_{\substack{r \downarrow u(s) \\ r \in E([0,1])}} h(z, r) - \lim_{r \downarrow u(s)} r \right) \\
& = \alpha(s) \lim_{\substack{r \uparrow l(s) \\ r \in E([0,1])}} (h(z, r) - r) + (1 - \alpha(s)) \lim_{\substack{r \downarrow u(s) \\ r \in E([0,1])}} (h(z, r) - r) \\
& \leq \alpha(s) \sup_{r \in E([0,1])} (g(z, E^{-1}(r)) - r) + (1 - \alpha(s)) \sup_{r \in E([0,1])} (g(z, E^{-1}(r)) - r) \\
& = \sup_{t \in [0,1]} g(z, t) - \mathbb{E}[g(Z, t)].
\end{aligned}$$

For $s \in E([0, 1])$

$$h(z, s) - s = g(z, E^{-1}(s)) - s \leq \sup_{t \in [0,1]} g(z, t) - \mathbb{E}[g(Z, t)].$$

So, since for $t \in [0, 1]$,

$$g(z, t) - \mathbb{E}[g(Z, t)] = h(z, E(t)) - E(t),$$

we have that

$$\sup_{s \in [0,1]} h(z, s) - s = \sup_{t \in [0,1]} g(z, r) - \mathbb{E}[g(Z, t)].$$

■

8.2. General proof of main theorem. This transformation, combined with the restricted case in Section 6, gives us the tools to prove our main theorem.

PROOF OF 2. The function h satisfies the assumptions of Section 6, so that

$$\Pr \left\{ \frac{\sqrt{\mathbf{C}_h}}{1 + \sqrt{\log_4(\mathbf{C}_h)} + \mathcal{R}(\mathbf{C}_h)} \cdot \sup_{t \in [0,1]} |h(Z, t) - \mathbb{E}[h(Z, t)]| > \varepsilon \right\} \leq 2e^{-2\varepsilon^2}.$$

Now, in terms of f , we have $\mathbf{C}_h = \mathbf{C}_f \cdot (\mathbf{D}_f + \delta)$, and

$$\sqrt{\mathbf{C}_h} \sup_{t \in [0,1]} |h(Z, t) - \mathbb{E}[h(Z, t)]| = \sqrt{\mathbf{C}_f} \sup_{\theta \in \Theta} |F_Z(\theta) - \mathbf{F}_Z(\theta)|,$$

giving

$$\begin{aligned}
\Pr \left\{ \frac{\sqrt{\mathbf{C}_f}}{1 + \sqrt{\log_4(\mathbf{C}_f \cdot (\mathbf{D}_f + \delta))} + \mathcal{R}(\mathbf{C}_f \cdot (\mathbf{D}_f + \delta))} \cdot \sup_{\theta \in \Theta} |F_Z(\theta) - \mathbf{F}_Z(\theta)| > \varepsilon \right\} \\
\leq 2e^{-2\varepsilon^2}.
\end{aligned}$$

Since this applies to all $\delta > 0$, we obtain

$$\Pr \left\{ \frac{\sqrt{\mathbf{C}_f}}{1 + \sqrt{\log_4(\mathbf{C}_f \cdot \mathbf{D}_f)} + \mathcal{R}(\mathbf{C}_f \cdot \mathbf{D}_f)} \cdot \sup_{\theta \in \Theta} |F_Z(\theta) - \mathbf{F}_Z(\theta)| > \varepsilon \right\} \leq 2e^{-2\varepsilon^2},$$

as desired. ■

In exactly the same manner, Theorems 3 and 4 are proved in generality.

9. Asymptotic Sharpness. Let $\mathcal{L}(x)$ be the smallest value in $[1, +\infty)$ such that the following inequality holds:

$$\Pr \left\{ \frac{\sqrt{\mathbf{C}_f}}{\mathcal{L}(\mathbf{C}_f)} \sup_{r \in [0,1]} |F_Z(r) - \mathbf{F}_Z(r)| > \varepsilon \right\} \leq e^{-2\varepsilon^2}$$

for all f satisfying our assumptions and all $\varepsilon \geq 0$. To state our next result, recall that for two functions $f, g : D \rightarrow \mathbb{R}$, where D is a subset of \mathbb{R} with a sequence of $d_\alpha \in D$ with $\alpha \in \mathbb{N}$ such that $d_\alpha \rightarrow \infty$ as $\alpha \rightarrow \infty$, the notation $f(x) \sim g(x)$ indicates that $\frac{f(x)}{g(x)} \rightarrow 1$ as $x \rightarrow \infty$. Our main theorem is sharp if and only if $\mathcal{L}(x) \sim \sqrt{\log_4(x)}$.

PROPOSITION 2. $\mathcal{L}(x) \sim \sqrt{\log_4(x)}$.

We first need the following lemma.

LEMMA 10. \mathcal{F} is monotone.

PROOF. f satisfying our conditions may be transformed into sf for some $0 < s < 1$, and we have shown that

$$\sqrt{\mathbf{C}_f} \sup_{r \in [0,1]} |F_Z(r) - \mathbf{F}_Z(r)| = \sqrt{s^{-2}\mathbf{C}_f} \sup_{r \in [0,1]} |sF_Z(r) - s\mathbf{F}_Z(r)|.$$

But $s^{-1}\sqrt{\mathbf{C}_f} = \sqrt{s^{-2}\mathbf{C}_f}$. Thus for all x , and $0 < s < 1$, we have that $\mathcal{F}(x) \leq \mathcal{F}(s^{-2}x)$, showing monotonicity. \blacksquare

PROOF. In light of the main theorem, we only need to prove $\mathcal{L}(x)$ is asymptotically greater than or equal to $\sqrt{\log_4(x)}$. Our main theorem in the sequel will imply that $\mathcal{L}(x)$ is asymptotically less than or equal to $\sqrt{\log_4(x)}$. We use the example of Section 2, where $|F_Z(r) - \mathbf{F}_Z(r)|$ is constant in all intervals $\left[\frac{j-1}{m}, \frac{j}{m}\right)$ for $1 \leq j \leq m$ and of course 0 at 1. Therefore $\sup_{r \in [0,1]} |F_Z(r) - \mathbf{F}_Z(r)|$ is just $\max_{j \in [0,1]} |U_{Z,j} - \mathbb{E}[U_{Z,j}]| = \max_{j \in [0,1]} |U_{Z,j} - \frac{1}{2m}|$, where $U_{Z,j} = F_Z\left(\frac{j-1}{m}\right) - \mathbf{F}_Z\left(\frac{j-1}{m}\right)$. An underestimate for the value $\max_{j \in [0,1]} |U_{Z,j} - \frac{1}{2m}|$ is given by $\frac{1}{2m} - \min_{j \in [0,1]} U_{Z,j}$. Since $U_{Z,j}$ is a binomial random variable with n trials with success probability $\frac{1}{2}$ normalised by the scalar $\frac{1}{nm}$, we have

$$\Pr \left\{ U_{Z,j} = \frac{k}{nm} \right\} = \binom{n}{k} 2^{-n}.$$

Therefore,

$$\begin{aligned} \Pr \left\{ U_{Z,j} = \frac{k-1}{nm} \right\} &= \binom{n}{k-1} \binom{n}{k}^{-1} \Pr \left\{ U_{Z,j} = \frac{k}{nm} \right\} \\ &= \frac{k}{n-k+1} \Pr \left\{ U_{Z,j} = \frac{k}{nm} \right\}. \end{aligned}$$

Observe that the factor on the left is decreasing in k . This implies that

$$\Pr \left\{ U_{Z,j} = \frac{k-a}{nm} \right\} \leq \left(\frac{k}{n-k+1} \right)^a \Pr \left\{ U_{Z,j} = \frac{k}{nm} \right\}.$$

Now, let us choose $k(n)$, such that $\frac{k(n)}{n} \rightarrow L$, with $0 < L < \frac{1}{2}$. Then for all $a \geq 0$, $\frac{k(n)-a}{n-k(n)+a+1} \rightarrow \frac{L}{1-L}$. Hence, $\left(\frac{k(n)}{n-k(n)+1}\right)^a \rightarrow \left(\frac{L}{1-L}\right)^a$, and,

$$\begin{aligned} \Pr\left\{U_{Z,j} = \frac{k(n)-a}{nm}\right\} &= \prod_{b=1}^a \frac{k(n)-b}{n-k(n)+b+1} \Pr\left\{U_{Z,j} = \frac{k(n)}{nm}\right\} \\ &\rightarrow \left(\frac{L}{1-L}\right)^a \Pr\left\{U_{Z,j} = \frac{k(n)}{nm}\right\}. \end{aligned}$$

Hence, for all $\varepsilon > 0$, we eventually have

$$\begin{aligned} \left(\sum_{a=0}^b \left(\frac{L}{1-L}\right)^a - \varepsilon\right) \Pr\left\{U_{Z,j} = \frac{k(n)}{nm}\right\} &< \sum_{a=0}^{\infty} \Pr\left\{U_{Z,j} = \frac{k(n)-a}{nm}\right\} \\ &< \left(\sum_{a=0}^{\infty} \left(\frac{L}{1-L}\right)^a + \varepsilon\right) \Pr\left\{U_{Z,j} = \frac{k(n)}{nm}\right\}, \end{aligned}$$

where summation is defined since $L < \frac{1}{2}$, so that $\frac{L}{1-L} < 1$. Thus,

$$\begin{aligned} \Pr\left\{U_{Z,j} \leq \frac{k(n)}{nm}\right\} &= \sum_{a=0}^{\infty} \Pr\left\{U_{Z,j} = \frac{k(n)-a}{nm}\right\} \sim \sum_{a=0}^{\infty} \left(\frac{L}{1-L}\right)^a \Pr\left\{U_{Z,j} = \frac{k(n)}{nm}\right\} \\ &= \frac{(1-L)\binom{n}{k(n)}}{(1-2L)2^n}. \end{aligned}$$

Since $\frac{k(n)}{n} \rightarrow L$ with $0 < L < \frac{1}{2}$, a well-known application of Stirling's inequality gives that

$$\Pr\left\{U_{Z,j} \leq \frac{k(n)}{nm}\right\} \sim \frac{1-L}{(1-2L)\sqrt{2\pi n}2^n \left(\frac{k(n)}{n}\right)^{k(n)+\frac{1}{2}} \left(1-\frac{k(n)}{n}\right)^{n-k(n)+\frac{1}{2}}}.$$

Now,

$$\left(\frac{k(n)}{n}\right)^{k(n)+\frac{1}{2}} \left(1-\frac{k(n)}{n}\right)^{n-k(n)+\frac{1}{2}} = \left(\left(\frac{k(n)}{n}\right)^{\frac{k(n)}{n}+\frac{1}{2n}} \left(1-\frac{k(n)}{n}\right)^{1-\frac{k(n)}{n}+\frac{1}{2n}}\right)^n.$$

We have that

$$\left(\frac{k(n)}{n}\right)^{\frac{k(n)}{n}+\frac{1}{2n}} \left(1-\frac{k(n)}{n}\right)^{1-\frac{k(n)}{n}+\frac{1}{2n}} \rightarrow L^L(1-L)^{1-L}.$$

In other words, $\left(\frac{k(n)}{n}\right)^{\frac{k(n)}{n}+\frac{1}{2n}} \left(1-\frac{k(n)}{n}\right)^{1-\frac{k(n)}{n}+\frac{1}{2n}} = (1+o(1))L^L(1-L)^{1-L}$. Thus, we have

$$\left(\frac{k(n)}{n}\right)^{k(n)+\frac{1}{2}} \left(1-\frac{k(n)}{n}\right)^{n-k(n)+\frac{1}{2}} = (1+o(1))^n \left(L^L(1-L)^{1-L}\right)^n.$$

This gives

$$\Pr\left\{U_{Z,j} \leq \frac{k(n)}{nm}\right\} \sim \frac{1-L}{(1-2L)\sqrt{2\pi n}(1+o(1))^n \left(2L^L(1-L)^{1-L}\right)^n}.$$

Let $m_n = \left\lceil \left(\Pr\{B(n, \frac{1}{2}) \leq k(n)\} \right)^{-1} \right\rceil$, so that

$$\begin{aligned} m_n &\sim \frac{(1-2L)\sqrt{2\pi n}(1+o(1))^n \left(2L^L(1-L)^{1-L}\right)^n}{1-L} \\ &= (1+o(1))^n \left(2L^L(1-L)^{1-L}\right)^n. \end{aligned}$$

Let $m^*(n)$ be given by an alternative choice of $dk(n)$ for $0 < d < \frac{1}{2L}$, to ensure a limit between 0 and $\frac{1}{2}$. Then

$$\frac{m_n}{m^*(n)} = \frac{(1+o(1))^n \left(2L^L(1-L)^{1-L}\right)^n}{(1+o(1))^n \left(2(dL)^{dL}(1-dL)^{1-dL}\right)^n} = (1+o(1))^n \left(\frac{L^L(1-L)^{1-L}}{(dL)^{dL}(1-dL)^{1-dL}} \right)^n.$$

Now taking the logarithm of $L^L(1-L)^{1-L}$, we have function $L \ln(L) + (1-L) \ln(1-L)$, well-known to be decreasing from $L = 0$ to $L = \frac{1}{2}$ in information theory, so for $d > 1$, we have $\frac{m_n}{m^*(n)} \rightarrow \infty$.

If m_n is our number m of samples, then for all $d \geq 0$,

$$\Pr \left\{ \min_{j \in [0,1]} U_{Z,j} > \frac{dk(n)}{nm} \right\} = \left(1 - \frac{1}{m_n} \frac{m_n}{m^*(n)} \right)^{m_n}.$$

Now, since $\left(1 - \frac{s}{m_n}\right)^{m_n} \rightarrow e^{-s}$ and is decreasing in s , this gives us that

$$\Pr \left\{ \min_{j \in [0,1]} U_{Z,j} > \frac{dk(n)}{nm} \right\} \rightarrow 0$$

for $d > 1$. So, for all $\varepsilon > 0$, we have

$$\Pr \left\{ \sqrt{nm_n^2} \left(\frac{1}{2m} - \min_{j \in [0,1]} U_{Z,j} \right) > \frac{1+\varepsilon}{m} \sqrt{nm_n^2} \left(\frac{1}{2} - L \right) \right\} \rightarrow 1,$$

so that

$$\Pr \left\{ \sqrt{n} \left(\sup_{t \in [0,1]} |F_Z(t) - \mathbf{F}_Z(t)| \right) > (1+\varepsilon)\sqrt{n} \left(\frac{1}{2} - L \right) \right\} \rightarrow 1.$$

We have that $2e^{-2\varepsilon^2} = 1$ at $\varepsilon = \sqrt{\frac{\ln(2)}{2}}$. Thus $\mathcal{L}(nm_n^2)$ is at least asymptotic to $\sqrt{\frac{2n}{\ln(2)}} \left(\frac{1}{2} - L \right)$. Now,

$$\begin{aligned} nm_n^2 &= n((1+o(1))^n)^2 \left(\left(2L^L(1-L)^{1-L} \right)^n \right)^2 = n(1+o(1))^n \left(4L^{2L}(1-L)^{2(1-L)} \right)^n \\ &= (1+o(1))^n \left(4L^{2L}(1-L)^{2(1-L)} \right)^n. \end{aligned}$$

Since changing the base of an exponential function merely changes its inverse by a scalar, multiplying an exponential function by $(1+o(1))^n$ yields an asymptotically equivalent inverse. Thus, we have

$$\begin{aligned} \mathcal{L}(nm_n^2) &\sim \sqrt{\frac{2 \log_{4L^{2L}(1-L)^{2(1-L)}}(nm_n^2)}{\ln(2)}} \left(\frac{1}{2} - L \right) \\ &= \sqrt{\frac{\ln(nm_n^2)}{\ln(2)(\ln(2) + L \ln(L) + (1-L) \ln(1-L))}} \left(\frac{1}{2} - L \right). \end{aligned}$$

Now, $\frac{\frac{1}{2}-L}{\sqrt{\ln(2)+L\ln(L)+(1-L)\ln(1-L)}} = \sqrt{\frac{(\frac{1}{2}-L)^2}{\ln(2)+L\ln(L)+(1-L)\ln(1-L)}}$. L'Hopital's rule twice applied to the square of this expression shows that it tends to $\frac{1}{\sqrt{2}}$ as L increases to $\frac{1}{2}$. Thus, our asymptotic lower bound on $\mathcal{L}(nm_n^2)$ tends to

$$\sqrt{\frac{\ln(nm_n^2)}{2\ln(2)}} = \sqrt{\log_4(nm_n^2)}.$$

Now, nm_n^2 grows exponentially, so that $\sqrt{\log_4(nm_n^2)} \sim k\sqrt{n}$ for some constant k . Since \mathcal{F} is monotone, this is enough to guarantee that $\mathcal{F}(x) \sim \sqrt{\log_4(x)}$. ■

10. Proofs of Corollaries.

PROOF OF LEMMA 2. This follows by simple calculation. ■

PROOF OF LEMMA 3. a. Without loss of generality, let $\Theta = \{1, 2, \dots, m\}$. For simplicity, call 0 the name b_0 . Define the embedding $\pi : \Theta \times [0, 1] \rightarrow [0, 1]$ by

$$\pi(\theta, t) = 1,$$

$$\text{if } t = \frac{\theta-1}{m-1},$$

$$\pi(\theta, t) = \alpha,$$

if $t = \alpha\theta + (1-\alpha)(\theta+1)$ and $\alpha \in (0, 1)$, and

$$\pi(\theta, t) = \alpha,$$

if $t = \alpha\theta + (1-\alpha)(\theta-1)$ and $\alpha \in (0, 1)$. Necessarily, $\pi(\theta, t) = 0$ in all other cases.

Let $g^* : [0, 1] \rightarrow \mathbb{R}$ be given by

$$g^*(t) = \sum_{\iota=1}^{\theta} (b_{\theta-1} - a_{\theta}),$$

when $t = \frac{\theta-1}{m-1}$ and $\theta \in \Theta$, and,

$$g^*(t) = \alpha \left(\sum_{\iota=1}^{\theta} (b_{\theta-1} - a_{\theta}) \right) + (1-\alpha) \left(\sum_{\iota=1}^{\theta+1} (b_{\theta-1} - a_{\theta}) \right),$$

when $t = \alpha\theta + (1-\alpha)(\theta+1)$, $\theta \in \Theta$ and $\theta < m$. We have that $f(\cdot, \theta) \in (\alpha_{\theta}, \beta_{\theta})$ that $\mathbb{E}_{\pi}(f(z, \theta)|t) + g^*(t)$ is monotone: at the points $\frac{\theta-1}{m-1}$ for $\theta \in \Theta$, the shift pushes values past those of all previous points. In between these points, the values of $\mathbb{E}_{\pi}(f(z, \theta)|t) + g^*(t)$ are just convex combinations of those of the nearest points of the form $\frac{\theta-1}{m-1}$, as this is true of both $\mathbb{E}_{\pi}(f(z, \theta)|t)$ and $g^*(t)$. $\mathbb{E}_{\pi}(f(z, \theta)|t) + g^*(t)$ is bounded below at 0 by 0, and above at 1 by $\sum_{\theta \in \Theta} (b_{\theta} - a_{\theta})$. Letting $\mathbf{D}_f = \left(\sum_{\theta \in \Theta} (b_{\theta} - a_{\theta}) \right)^2$ and $f^* = \frac{1}{\mathbf{D}_f} g^*$, 4 then must hold.

b. This is trivial.

c. This follows immediately from d.

d. Consider $g^*(t) = Kt$. We show $f(z, \cdot) + g^*(\cdot)$ is monotone for all $z \in \mathcal{Z}$. This is because, for $\theta_1, \theta_2 \in \Theta$, with $\theta_1 < \theta_2$, we have

$$f(z, \theta_2) - f(z, \theta_1) \geq -K(\theta_2 - \theta_1),$$

so that

$$f(z, \theta_2) + K\theta_2 - (f(z, \theta_1) + K\theta_1) \geq 0.$$

$f(z, \cdot) + g^*(\cdot)$ is bounded below by a at 0 and by $b + K$ at 1, so taking $\mathbf{D}_f = (b - a + K)^2$ and $f^* = \frac{1}{\mathbf{D}_f} g^*$, 4 must hold. \blacksquare

PROOF OF COROLLARY 3.1. We may ignore the measure zero event that $f(z, \cdot)$ is not monotone, as it will not effect probabilities. Therefore, we lose no generality is supposing that $f(z, \cdot)$ is monotone with $[0, 1]$ values for all $z \in \mathcal{Z}$. Then, from Lemma 3, part b., we have that $\mathbf{D}_f \leq 1$. From Theorem 2, the result is obtained. \blacksquare

PROOF OF COROLLARY 3.2. Note that $f(z, \cdot)$ is almost surely monotone and $[0, 1]$ -valued. As a special case of Lemma 2, we have that $\mathbf{C}_f = n$. The result then follows from Corollary 3.1. \blacksquare

PROOF OF COROLLARY 3.3. From Lemma 3, part a., we may take the value of \mathbf{D}_f to be $(\sum_{\theta \in \Theta} (b\theta - a\theta))^2$, and the result follows from Theorem 2. \blacksquare

PROOF OF PROPOSITION 5. Since both f and g are K -Lipschitz, $f - g$ is $2K$ Lipschitz. Since f and g have values in $[0, 1]$, $f - g$ has values in $[-1, 1]$. By Lemma 3, part c., we may use $\mathbf{D}_f = (2(1 + K))^2$. Applying Theorem 2, then gives us the desired result. \blacksquare

PROOF OF PROPOSITION 4.1. This trivially follows from Proposition 5 once we note that

$$\mathbf{C}_{f-g} = \frac{1}{\sum_{i=1}^m \left(\frac{2}{m}\right)^2} = \frac{m}{4}.$$

PROOF OF PROPOSITION 4.2. This trivially follows from Proposition 5, when using the embedding of Lemma 3, part a. \blacksquare

PROOF OF THEOREM 6. We must show that $\mathbf{C}_f = \nu_n$, then the result follows from Corollary 3.1. By Lemma 2,

$$\mathbf{C}_f = \frac{1}{\sum_{k=1}^K \frac{|A_k|^2}{n}}.$$

If we think of a set A_k being chosen by a uniform random u variable over $\{1, 2, \dots, n\}$, based on the criterion that the value of u is in A_k , then this process literally has variance \mathbf{s}_n^2 and average \mathbf{a}_n^2 , and the expression above becomes

$$\frac{n^2}{K \mathbb{E}[|A_k|^2]},$$

equal to

$$\frac{n^2}{K(\mathbf{a}_n^2 + \mathbf{s}_n^2)} = \nu_n$$

by an elementary identity of statistics. Now \mathbf{a}_n is just $\frac{n}{k}$, so upon dividing the numerator and denominator by \mathbf{a}_n we obtain the desired result. \blacksquare

PROOF OF COROLLARY 5.1. If

$$\sup_{r \in \mathbb{R}} |F_Z(r) - G_X(r)| > \varepsilon,$$

then it must be the case that either

$$\sup_{r \in \mathbb{R}} |F_Z(r) - \mathbf{F}_Z(r)| > \frac{\varepsilon}{2},$$

or

$$\sup_{r \in \mathbb{R}} |F_Z(r) - \mathbf{F}_Z(r)| > \frac{\varepsilon}{2}.$$

The probability that *neither* of these occurs, is bounded *below* by

$$\left(1 - 2e^{-\frac{\nu_n}{2} \left(\frac{\varepsilon}{1 + \sqrt{\log_4(\nu_n)} + \mathcal{R}(\nu_n)}\right)^2}\right) \left(1 - 2e^{-\frac{\xi_m}{2} \left(\frac{\varepsilon}{1 + \sqrt{\log_4(\xi_m)} + \mathcal{R}(\xi_m)}\right)^2}\right).$$

This comes from bounding each individually using Theorem 6, and multiplying, leveraging independence. This gives an *upper* bound on the probability that neither occur, and thus the probability that

$$\sup_{r \in \mathbb{R}} |F_Z(r) - G_X(r)| > \varepsilon,$$

of

$$1 - \left(1 - 2e^{-\frac{\nu_n}{2} \left(\frac{\varepsilon}{1 + \sqrt{\log_4(\nu_n)} + \mathcal{R}(\nu_n)}\right)^2}\right) \left(1 - 2e^{-\frac{\xi_m}{2} \left(\frac{\varepsilon}{1 + \sqrt{\log_4(\xi_m)} + \mathcal{R}(\xi_m)}\right)^2}\right).$$

■

PROOF OF THEOREM 7. This follows the proof of Theorem 6, but using Theorem 3 instead of Theorem 2. ■

PROOF OF COROLLARY 8. This follows the proof of Theorem 6, but using Theorem 4 instead of Theorem 2. ■

PROOF OF COROLLARY 5.2. Once we observe that if

$$\sup_{\theta \in \Theta} (F_Z(\theta) - G_X(\theta))^+ > \varepsilon,$$

we must have either

$$\sup_{\theta \in \Theta} (F_Z(\theta) - \mathbf{F}_Z(\theta))^+ > \frac{\varepsilon}{2},$$

or

$$\sup_{\theta \in \Theta} (G_X(\theta) - \mathbf{G}_X(\theta))^- > \frac{\varepsilon}{2},$$

the proof follows that of Corollary 5.1, but using Theorem 7 instead of Theorem 6. ■

PROOF OF COROLLARY 5.3. This follows the proof of Corollary 5.2, but with a few cosmetic changes, such as using Theorem 8 instead of Theorem 7. ■

REFERENCES

- [1] Alberto Abadie, Susan Athey, Guido W Imbens, and Jeffrey Wooldridge. When should you adjust standard errors for clustering? Technical report, National Bureau of Economic Research, 2017.
- [2] Alberto Abadie, Susan Athey, Guido W Imbens, and Jeffrey M Wooldridge. Sampling-based versus design-based uncertainty in regression analysis. *Econometrica*, 88(1):265–296, 2020.
- [3] Yuri Abramovich and Charalambos Aliprantis. *An invitation to operator theory*. American Mathematical Society, 2002.
- [4] Joshua D Angrist and Jörn-Steffen Pischke. *Mostly harmless econometrics: An empiricist's companion*. Princeton university press, 2008.
- [5] Ghazala Azmat and Nagore Iriberry. The importance of relative performance feedback information: Evidence from a natural experiment using high school students. *Journal of Public Economics*, 94(7-8):435–452, 2010.
- [6] Sarah Baird, J Aislinn Bohren, Craig McIntosh, and Berk Özler. Optimal design of experiments in the presence of interference. *Review of Economics and Statistics*, 100(5):844–860, 2018.
- [7] James Berry, Hyuncheol Bryant Kim, and Hyuk Harry Son. When student incentives do not work: Evidence from a field experiment in malawi. *Journal of Development Economics*, 158:102893, 2022.
- [8] Marianne Bertrand, Esther Duflo, and Sendhil Mullainathan. How much should we trust differences-in-differences estimates? *The Quarterly Journal of Economics*, 119(1):249–275, 2004.
- [9] C Alan Bester, Timothy G Conley, and Christian B Hansen. Inference with dependent data using cluster covariance estimators. *Journal of Econometrics*, 165(2):137–151, 2011.
- [10] Brenda Betancourt, Giacomo Zanella, and Rebecca C. Steorts. Random partition models for microclustering tasks. *Journal of the American Statistical Association*, 117(539):1215–1227, 2022.
- [11] Sergey Bobkov, Gennadiy Chistyakov, and Friedrich Götze. *Concentration and Gaussian approximation for randomized sums*, volume 104. Springer Nature, 2023.
- [12] Stéphane Boucheron, Gábor Lugosi, and Pascal Massart. *Concentration inequalities: A nonasymptotic theory of independence*. Oxford University Press, 2013.
- [13] A Colin Cameron and Douglas L Miller. A practitioner's guide to cluster-robust inference. *Journal of Human Resources*, 50(2):317–372, 2015.
- [14] A Colin Cameron, Jonah B Gelbach, and Douglas L Miller. Bootstrap-based improvements for inference with clustered errors. *The Review of Economics and Statistics*, 90(3):414–427, 2008.
- [15] Ivan A Canay, Andres Santos, and Azeem M Shaikh. The wild bootstrap with a “small” number of “large” clusters. *Review of Economics and Statistics*, pages 1–45, 2018.
- [16] Bharat K Chandar, Ali Hortaçsu, John A List, Ian Muir, and Jeffrey M Wooldridge. Design and analysis of cluster-randomized field experiments in panel data settings. Technical report, National Bureau of Economic Research, 2019.
- [17] Victor Chernozhukov, Denis Chetverikov, Kengo Kato, et al. Gaussian approximation of suprema of empirical processes. *The Annals of Statistics*, 42(4):1564–1597, 2014.
- [18] Timothy G Conley. Gmm estimation with cross sectional dependence. *Journal of Econometrics*, 92(1):1–45, 1999.
- [19] Harry Crane and Walter Dempsey. A framework for statistical network modeling. *arXiv preprint arXiv:1509.08185*, 2015.

- [20] Harry Crane et al.
The ubiquitous ewens sampling formula.
Statistical science, 31(1):1–19, 2016.
- [21] Laurent Davezies, Xavier D’Haultfoeuille, and Yannick Guyonvarch.
Asymptotic results under multiway clustering.
arXiv preprint arXiv:1807.07925, 2018.
- [22] Gerard Debreu.
Continuity properties of paretian utility.
International Economic Review, 5(3):285–293, 1964.
- [23] Antoine A Djogbenou, James G MacKinnon, and Morten Ørregaard Nielsen.
Asymptotic theory and wild bootstrap inference with clustered errors.
Journal of Econometrics, 212(2):393–412, 2019.
- [24] Stephen G Donald and Kevin Lang.
Inference with difference-in-differences and other panel data.
The Review of Economics and Statistics, 89(2):221–233, 2007.
- [25] Allan Donner.
Sample size requirements for stratified cluster randomization designs.
Statistics in medicine, 11(6):743–750, 1992.
- [26] Allan Donner, Nicholas Birkett, and Carol Buck.
Randomization by cluster: Sample size requirements and analysis.
American journal of epidemiology, 114(6):906–914, 1981.
- [27] Friedhelm Eicker.
Limit theorems for regressions with unequal and dependent errors.
In *Proceedings of the fifth Berkeley symposium on mathematical statistics and probability*, volume 1, pages 59–82. Berkeley, CA: University of California Press, 1967.
- [28] Sandra M Eldridge, Deborah Ashby, and Sally Kerry.
Sample size for cluster randomized trials: Effect of coefficient of variation of cluster size and analysis method.
International Journal of Epidemiology, 35(5):1292–1300, 2006.
- [29] Warren J Ewens.
The sampling theory of selectively neutral alleles.
Theoretical Population Biology, 3(1):87–112, 1972.
- [30] Roland G Fryer Jr.
The production of human capital in developed countries: Evidence from 196 randomized field experiments.
In *Handbook of economic field experiments*, volume 2, pages 95–322. Elsevier, 2017.
- [31] Bruce E Hansen and Seojeong Lee.
Asymptotic theory for clustered samples.
Journal of Econometrics, 210(2):268–290, 2019.
- [32] James J Heckman, Jeffrey Smith, and Nancy Clements.
Making the most out of programme evaluations and social experiments: Accounting for heterogeneity in programme impacts.
The Review of Economic Studies, 64(4):487–535, 1997.
- [33] Wassily Hoeffding.
Probability inequalities for sums of bounded random variables.
Journal of the American Statistical Association, 58(301):13–30, 1963.
- [34] Wassily Hoeffding.
Probability inequalities for sums of bounded random variables.
In *The Collected Works of Wassily Hoeffding*, pages 409–426. Springer, 1994.
- [35] Peter J Huber et al.
The behavior of maximum likelihood estimates under nonstandard conditions.
In *Proceedings of the fifth Berkeley symposium on mathematical statistics and probability*, volume 1, pages 221–233. University of California Press, 1967.
- [36] John FC Kingman.
The representation of partition structures.
Journal of the London Mathematical Society, 2(2):374–380, 1978.
- [37] Michel Ledoux.
The concentration of measure phenomenon, volume 89.
American Mathematical Society, 2001.

- [38] Kung-Yee Liang and Scott L Zeger.
Longitudinal data analysis using generalized linear models.
Biometrika, 73(1):13–22, 1986.
- [39] James G MacKinnon and Matthew D Webb.
Wild bootstrap inference for wildly different cluster sizes.
Journal of Applied Econometrics, 32(2):233–254, 2017.
- [40] Pascal Massart.
The tight constant in the Dvoretzky-Kiefer-Wolfowitz inequality.
The Annals of Probability, pages 1269–1283, 1990.
- [41] Colin McDiarmid.
On the method of bounded differences, pages 148—188.
London Mathematical Society Lecture Note Series. Cambridge University Press, 1989.
- [42] Brent R Moulton.
Random group effects and the precision of regression estimates.
Journal of econometrics, 32(3):385–397, 1986.
- [43] Richard Murphy and Felix Weinhardt.
Top of the class: The importance of ordinal rank.
The Review of Economic Studies, 87(6):2777–2826, 2020.
- [44] Michael Naaman.
On the tight constant in the dvoretzky-kiefer-wolfowitz inequality.
Statistics and Probability Letters, 173:1–8, 2021.
- [45] Gary Orfield.
Who should we help? the negative social consequences of merit scholarships.
In "*Foreword*", in *Donald Heller and Patricia Marin (Eds.)*. ERIC, 2002.
- [46] Jim Pitman.
Exchangeable and partially exchangeable random partitions.
Probability Theory and Related Fields, 102(2):145–158, 1995.
- [47] Jim Pitman and Marc Yor.
The two-parameter poisson-dirichlet distribution derived from a stable subordinator.
The Annals of Probability, pages 855–900, 1997.
- [48] J. O. Ramsay and B. W. Silverman.
Functional Data Analysis.
Springer, 2005.
- [49] René L Schilling, Renming Song, and Zoran Vondraček.
Bernstein functions: Theory and applications.
Walter de Gruyter, 2009.
- [50] Michel Talagrand.
A new look at independence.
The Annals of probability, pages 1–34, 1996.
- [51] Erik Torgersen.
Comparison of statistical experiments, volume 36.
Cambridge University Press, 1991.
- [52] Anh Tran and Richard Zeckhauser.
Rank as an inherent incentive: Evidence from a field experiment.
Journal of Public Economics, 96(9-10):645–650, 2012.
- [53] Vladimir Vapnik and Alexey Chervonenkis.
Teoriya raspoznavaniya obrazov.
Nauka, 1974.
In Russian.
- [54] Vladimir Vapnik and Alexey Chervonenkis.
Theorie der Zeichenerkennung.
Akademie Verlag, 1979.
In German.
- [55] Fan Wei and Richard M Dudley.
Dvoretzky-kiefer-wolfowitz inequalities for the two sample case.
Statistics and Probability Letters, 82(3):636–644, 2012.
- [56] Halbert White.
A heteroskedasticity-consistent covariance matrix estimator and a direct test for heteroskedasticity.
Econometrica: Journal of the Econometric Society, pages 817–838, 1980.

- [57] Jeffrey M Wooldridge.
Econometric analysis of cross section and panel data.
MIT Press, 2010.