

Predictive Optimization of Hybrid Energy Systems with Temperature Dependency

Tanmay Mishra, Amritanshu Pandey, Mads R. Almassalkhi
Department of Electrical and Biomedical Engineering, University of Vermont, USA
{tmishra, apandey1, malmassa}@uvm.edu

Abstract—Hybrid Energy Systems (HES), amalgamating renewable sources, energy storage, and conventional generation, have emerged as a responsive resource for providing valuable grid services. Subsequently, modeling and analysis of HES have become critical, and the quality of grid services hedges on it. Currently, most HES models are temperature-agnostic. However, temperature-dependent factors can significantly impact HES performance, necessitating advanced modeling and optimization techniques. With the inclusion of temperature-dependent models, the challenges and complexity of solving optimization problems increase. In this paper, the electro-thermal modeling of HES is discussed. Based on this model, a nonlinear predictive optimization framework is formulated. A simplified model is developed to address the challenges associated with solving nonlinear problems (NLP). Further, projection and homotopy approaches are proposed. In the homotopy method, the NLP is solved by incrementally changing the C-rating of the battery. Simulation-based analysis of the algorithms highlights the effects of different battery ratings, ambient temperatures, and energy price variations. Finally, comparative assessments with a temperature-agnostic approach illustrate the effectiveness of electro-thermal methods in optimizing HES.

Index Terms—Hybrid energy systems, energy storage, solar PV, temperature-dependent modeling, predictive optimization, homotopy, projection

I. INTRODUCTION

The imperative to decarbonize the electric power sector and fortify grid resilience has sparked heightened interest in the seamless integration of renewable energy sources [1]. Distributed generation (DG) localized generation and enhanced grid robustness [2]. However, the inherent intermittency of renewable sources poses significant challenges to grid stability and reliability. Addressing these limitations requires a transformative shift towards adopting cutting-edge Hybrid Energy Systems (HES), intelligently combining diverse energy sources and advanced storage technologies [3]. Through precise orchestration of energy source integration, these HES exhibit remarkable potential in mitigating the drawbacks associated with DG and microgrids, thereby ensuring reliable power [4]. Through a cohesive approach that harnesses renewable energy sources alongside state-of-the-art energy storage, HES offers enhanced grid stability, improved energy management,

increased resilience, flexibility, reduced emissions and cost-effectiveness through optimized energy management, leveraging diverse energy sources and storage technologies with greater energy security over DG and micro-grids [5], [6].

As the number of HES technologies increases, the technology gap associated with their analysis becomes more significant [7]. This significance is accentuated under extreme weather conditions, where the temperature dependence of various HES components becomes crucial. The 2021 winter storm Uri, Texas proved a fantastic revenue opportunity for batteries, enabling some systems to return multiples of their capital installation costs in a single year. The battery resources with the highest and lowest revenue differed by two primary factors: bidding optimization and time in the market [8]. Similarly, the September 2022 California heat wave highlighted batteries' substantial role by contributing a significant portion of their capacity to the market, impacting regulation dynamics. Operating constraints, particularly those tied to the state of charge (SoC) and related factors, emerge as pivotal under exigent circumstances like extreme weather [9]. These variables collectively underscore the disproportionate revenue impact experienced amidst extreme weather conditions.

Many battery manufacturers ignore ambient weather's influence on performance, opting for large, insulated enclosures to mitigate environmental effects using HVAC systems. As demand for fast-charging batteries rises, HVAC complexity grows. Consequently, battery dispatch scheduling becomes highly temperature-dependent and must consider HVAC performance and power consumption. To enable predictive scheduling in such systems, temperature-dependent models are crucial. These models, tailored to high-rate discharge batteries, ensure efficient utilization amidst varying weather conditions, aligning battery performance with evolving energy system needs [10]. Optimal scheduling of HES using temperature-dependent models entails several challenges, such as model complexity, the introduction of non-linearities into the system's behavior, mixed integer nature due to discrete operating modes, increased dynamic nature, and limited data associated with thermal variables.

Numerous contemporary studies have explored solutions to these problems. In [11], a machine learning-based algorithm was proposed to optimize the HES. However, this approach does not prevent the possibility of simultaneous charging and discharging (SCD) in the battery. In [12], the emergence of suboptimal solutions due to SCD has been

This material is based upon work supported by the U.S. Department of Energy's Office of Energy Efficiency and Renewable Energy (EERE) under the Solar Energy Technologies Office Award Number DE-EE0010147. The views expressed herein do not necessarily represent the views of the U.S. Department of Energy or the United States Government.

discussed and a convex battery model is introduced to ensure optimal outcomes. Notably, this model is applicable only if battery power is not exported back to the grid. In [13], a weighted battery power term was introduced into the objective function to mitigate SCD in multi-period distributed energy resources (DER) dispatch, aiming at objectives such as voltage regulation, line loss minimization, and power reference point tracking. A non-linear IVQ model for battery optimization is proposed in [14], where a cubic spline (a piecewise polynomial function) is fitted to experimental data from a Nissan Leaf cell battery. This process aims to model losses and establish relationships between voltage, current, and charge. However, since this model is specifically tailored to the characteristics of a particular battery, its applicability to different battery types remains uncertain. Most of these models do not account for thermal constraints limiting battery charge and discharge. Temperature effect and thermal impact on the performance of Li-ion batteries are detailed in [15]. Hence, a comprehensive electro-thermal model was developed that emphasizes the physical attributes of the battery and associated losses [16]. Different electro-thermal battery models are presented and it can be observed that battery system complexity increases with thermodynamic considerations [17].

This paper discusses a temperature-dependent model for HES based on physical dynamics. It formulates and analyzes a non-convex, non-linear problem (NLP) for predictive HES scheduling using temperature-dependent models. It introduces a simplified mixed-integer problem to obtain the best solution under simplified constraints while identifying the bounds of the objective. However, this simplified solution may not guarantee feasibility in the original NLP. Therefore, a projection algorithm is proposed to find the closest feasible NLP solution to the best solution obtained from the simplified model. Additionally, an incremental homotopy algorithm is introduced to ensure the best NLP solution over the battery's C-ratings. The paper presents various case studies demonstrating the performance of both the NLP and simplified HES models, along with the projection and homotopy algorithms. Furthermore, a temperature-agnostic HES model has been used and compared with the original NLP model's solution to assess its dispatch schedule's feasibility. The predictive optimization has been stress-tested against the negative energy prices. The PV curtailment approach has been integrated into problem formulation to avoid the loss of revenue during negative pricing.

The structure of the paper is given as: Section II and Section III, detail HES and its subcomponent models including temperature dependencies, respectively. Section IV formulates a revenue maximization problem and discusses associated challenges. Section V presents performance comparisons of HES models under different conditions. Section VI provides the paper's conclusion.

II. HYBRID ENERGY SYSTEM DESCRIPTION

A HES represents an amalgamation of energy generation, storage, and conversion assets whose coordination achieves

desired operational objectives. For example, HES applications can range from GW-scale multi-energy systems that leverage waste heat from thermal generators to improve electrolyzer production to electricity-only, colocated battery+PV off-grid microgrids to multi-locational virtual power plants (VPPs) [4]. These hybrid PV+battery systems have the potential to reduce costs and increase the energy output compared to separate PV and battery storage systems of similar size. Today, PV+battery HES are being deployed at an increasing rate and is the focus of this paper [18].

The schematic of a PV+ battery storage HES is shown in Fig. 1. The PV and battery storage systems are tied to the grid through a power converter having part-load efficiency. The part-load efficiency of the power converter depends on the input DC power. The total power injected into the grid, denoted as P_{hes} , is calculated as the combined sum of PV and battery power contributions, with the ambient temperature dependency. In the figure, P_{batt}^c and P_{batt}^d represent charging and discharging power respectively, while P_{pv}^{dc} is the total dc power output of the PV arrays with i_{cell} and v_{cell} as dc currents and voltages of each PV cell, respectively. Further details regarding the electro-thermal battery model can be found in the subsequent subsection as shown in Fig. 2.

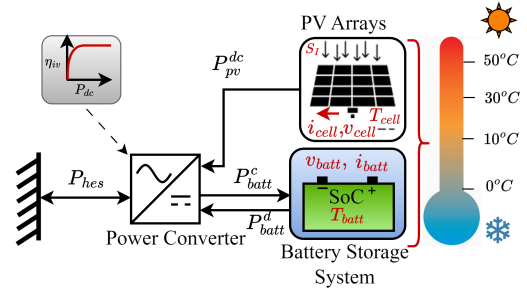


Fig. 1: Schematic diagram of hybrid energy system.

III. TEMPERATURE-DEPENDENT HES MODELS

The paper focuses on optimizing accurate temperature-dependent models for HES constituents, including PV, battery storage, and inverters. These models pave the way for meticulous fine-tuning of energy generation, storage, and distribution, thereby orchestrating effective energy management and informed decision-making. The ensuing sections delve into the temperature-dependent modeling intricacies of the HES sub-components.

A. Power converter model

The power converter interfaces the HES sub-components (PV and battery) with the grid, assuming a stiff grid voltage. The relationship between the grid-side power P^{ac} and the input dc power P^{dc} is determined by the part-load inverter efficiency η_{iv} and it is given by [19]:

$$P^{ac}(t) = \eta_{iv}(t)P^{dc}(t) \quad (1a)$$

$$\eta_{iv}(t) = \frac{\eta_{max}}{1 + e^{-\gamma P^{dc}(t)}}, \quad (1b)$$

where γ represents the gradient of the inverter's efficiency curve. The DC side of the power converter is connected to

the PV and battery. It has been observed from the test results presented in [20] that the inverter efficiencies typically do not have a strong temperature dependence. Subsequently, the PV and battery systems connected to the DC side of the power converter are discussed.

B. The Photovoltaic (PV) model

One of the simplest and most popular PV model for system-level studies, is based on the efficiency of the PV cells (η_{cell}) and solar irradiance ($S_1(t)$), which is given by [19]:

$$P_{\text{cell}}(t) = \eta_{\text{cell}} A_{\text{pv}} S_1(t) \quad (2)$$

where $P_{\text{cell}}(t)$ represents the power generation from each cell, and A_{pv} is the area of PV cells in m^2 . However, this model has limitations, notably due to the exclusion of semiconductor physics, temperature impacts, and contact losses. It has been used as a **temperature-agnostic PV model** in this paper. This underscores the necessity for a more accurate PV characterization model. These limitations can be addressed by building the PV model from the cell level and expanding it to PV arrays. For this work, an equivalent circuit model of PV has been used [21], whose behavior can be described by:

$$i_{\text{cell}}(t) = i_{\text{sc}}(t) - I_0 \left(e^{38.9 v_{\text{oc}}^{\text{pv}}(t)} - 1 \right) - \left(\frac{v_{\text{oc}}^{\text{pv}}(t)}{R_{\text{p}}} \right) \quad (3)$$

where $i_{\text{sc}}(t)$ is the short circuit current and $v_{\text{oc}}^{\text{pv}}(t)$ is the open circuit terminal voltage, i.e., the photodiode voltage when conducting. The constant value 38.9 is calculated at 300K operating temperature from the charge and Boltzmann's constant. R_{p} is the parallel resistance denoting the shading effect. Here, the $i_{\text{sc}}(t)$ is proportional to the irradiance $S_1(t)$. The voltage and power equations are given by:

$$v_{\text{cell}}(t) = v_{\text{oc}}^{\text{pv}}(t) - i_{\text{cell}}(t) R_{\text{S}} \quad (4a)$$

$$P_{\text{cell}}(t) = i_{\text{cell}}(t) v_{\text{cell}}(t) \quad (4b)$$

$$P_{\text{pv}}^{\text{g}}(t) = (L M K) P_{\text{cell}}(t) \quad (4c)$$

where R_{S} is the series resistance denoting the contact losses, L is the series connected modules per string, M is parallel strings and K is the number of PV arrays. The PV output power is sensitive to changes in temperature. The relation between ambient temperature (T_{amb}) and PV cell temperature (T_{cell}) is given by:

$$T_{\text{cell}}(t) = T_{\text{amb}}(t) + \left(\frac{\text{NOCT} - 20^\circ}{800} \right) S_1(t) \quad (5)$$

where NOCT is nominal operating cell temperature when $T_{\text{amb}} = 20^\circ\text{C}$ and wind speed is 1 m/s. The temperature-dependent power and voltage equations of PV cell are given by [21]:

$$v_{\text{oc}}^{\text{pv}}(t) = V_{\text{oc}}^{\text{std}} [1 - C_{\text{VT}}(T_{\text{cell}}(t) - 25)] \quad (6a)$$

$$P_{\text{cell}}(t) = i_{\text{cell}}(t) v_{\text{cell}}(t) [1 - C_{\text{PT}}(T_{\text{cell}}(t) - 25)] \quad (6b)$$

Here, C_{VT} and C_{PT} are temperature sensitivity coefficients for voltage and power respectively. The $V_{\text{oc}}^{\text{std}}$ is the open circuit voltage at standard temperature of $T_{\text{cell}} = 25^\circ\text{C}$. The described PV model is nonlinear due to the diode current and the bilinear $i-v$ relation to cell power. However, solar PV output is also inherently variable, which can strain grid stability. When faced

with high PV generation, low demand, or negative energy prices, PV curtailment can be employed as a solution [22]. PV curtailment can be achieved using a curtailment factor $\beta_{\text{cur}} \in [0, 1]$. For the total PV power generated P_{pv}^{g} , the power exported to the grid would be denoted as P_{pv} . Mathematically, this relationship is expressed as follows:

$$P_{\text{pv}}(t) = \beta_{\text{cur}} P_{\text{pv}}^{\text{g}}(t) \quad (7)$$

Secondly, By adding batteries to PV installations to engender a HES, energy can be stored during periods of excess generation and discharged when needed. Thus, (partly) overcoming solar PV's intermittency, thereby enhancing the reliability, utilization, and sustainability of HES.

C. The battery model

In the realm of battery modeling, a spectrum of approaches graces the literature, encompassing both rudimentary approximations and intricate physical precision. In the context of HES applications, an ideal pursuit is a model that seamlessly merges computational efficiency with versatility [23]. The Energy Reservoir Model (ERM) is commonly used in system level research. In this model, the battery's SoC dynamics, $E(t) \in [\underline{E}, \bar{E}]$, depend on the charging and discharging power, $P_{\text{batt}}^{\text{c}}$ and $P_{\text{batt}}^{\text{d}}$, respectively. The ERM model is as follows [24]:

$$E(t) = E_0 + \frac{1}{E_c} \int_0^t \left(\eta_{\text{iv}}^{\text{batt}} P_{\text{batt}}^{\text{c}}(\tau) + \frac{1}{\eta_{\text{iv}}^{\text{batt}}} P_{\text{batt}}^{\text{d}}(\tau) \right) d\tau \quad (8a)$$

$$\text{SoC limits : } \underline{E} \leq E(t) \leq \bar{E} \quad (8b)$$

$$0 \leq P_{\text{batt}}^{\text{c}}(t) \leq P_{\text{batt}}^{\text{max}}, \quad -P_{\text{batt}}^{\text{max}} \leq P_{\text{batt}}^{\text{d}}(t) \leq 0 \quad (8c)$$

where E_c is the energy capacity of the battery in kWh . This model is sufficiently accurate when the battery operates over a small voltage range but has inaccuracies when a larger range of voltage values are encountered [17]. Further, this model ignores temperature's impact on SoC and charging/discharging schedules. Striking a balance between exactitude and intricacy, an electro-thermal Equivalent Circuit Model (ECM) for Li-ion battery is used as shown in Fig. 2. A zeroth-order ECM (second-order model with neglected dynamics) has been used. As our study focuses on steady-state systems, we have considered only resistive elements [25].

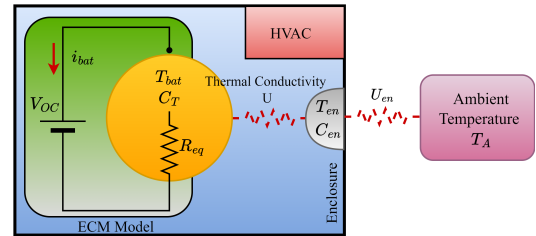


Fig. 2: Battery's ECM with enclosure and HVAC.

Mathematically, this model can be defined by:

$$C_{\text{Ah}} \frac{\partial E(t)}{\partial t} = i_{\text{batt}}(t) \quad (9a)$$

$$v_{\text{batt}}(t) = V_{\text{OC}} + i_{\text{batt}}(t) R_{\text{eq}} \quad (9b)$$

$$V_{\text{OC}} = V_{\text{m}} E(t) + V_0 \quad (9c)$$

where i_{batt} and v_{batt} are battery net current and terminal voltage respectively, R_{eq} is equivalent internal resistance, C_{Ah}

is charge capacity in Ah and V_{OC} is open circuit battery voltage at 100% SoC. The slope and intercepts of a linear V_{OC} model are represented by V_m and V_0 , respectively. Maintaining battery temperature within limits is crucial for preserving SoC and state of health (SoH), preventing damage and safety risks, particularly in hot conditions or high-power usage. To extend the thermal capability of a battery, an HVAC system, as shown in Fig. 2, can be used to keep the battery temperature within its design limits i.e. $T_{batt} \in [T_{batt}^{\min}, T_{batt}^{\max}]$. Considering battery within an enclosure with an HVAC system, overall thermal dynamics are given by the following two equations:

$$C_T \frac{\partial T_{batt}(t)}{\partial t} = R_{eq} i_{batt}^2(t) + U(T_{en}(t) - T_{batt}(t)) \quad (10a)$$

$$C_{en} \frac{\partial T_{en}(t)}{\partial t} = N_{cell} [U(T_{batt}(t) - T_{en}(t))] + U_{en}(T_{amb}(t) - T_{en}(t)) - \eta_{hv} P_{hv}(t) \quad (10b)$$

where C_T and C_{en} are the heat capacity of the lumped volume and battery enclosure respectively, U represents the thermal transmittance between the battery surface and the enclosure, while U_{en} pertains to the thermal transmittance between the enclosure and the surrounding environment, and N_{cell} is the number of battery cells in the enclosure. The η_{hv} and P_{hv} are efficiency and power drawn by HVAC, respectively. This model assumes constant or no airflow. The battery power is given as follows:

$$P_{batt}^c(t) = i_{batt}^c(t) v_{batt}(t) \quad (11a)$$

$$P_{batt}^d(t) = i_{batt}^d(t) v_{batt}(t) \quad (11b)$$

$$i_{batt}(t) = i_{batt}^c(t) + i_{batt}^d(t), \quad (11c)$$

where i_{batt}^c and i_{batt}^d represent charging and discharging battery currents respectively with $i_{batt}^c(t) \geq 0$ and $i_{batt}^d(t) \leq 0$. Using these models of the inverter, PV and battery, the predictive optimization problem has been formulated and discussed in the next section.

IV. PREDICTIVE OPTIMIZATION OF HES

The predictive optimization enables the seamless integration of various energy sources. It extends to providing grid services (such as voltage regulation and frequency control) and efficient use of energy storage by predicting energy demand and supply fluctuations. This includes optimizing charge and discharge cycles to reduce costs and elongate the system lifespan. In this paper, predictive optimal scheduling of the HES is formulated as an optimization problem, subject to equality and inequality constraints governed by physics-based models of PV, battery and inverter. The objective of the optimization problem is maximization of revenue generated by the grid-connected HES. This is defined by the sum of the product of net HES power, energy price and time step. The energy price in $\$/MWh$ denoted by $P^r[k]$, with $k \in \{1 \dots N\}$. The equality constraints are defined using (1) and (9)-(11). The inequality constraints on SoC, charging-discharging currents, battery temperature and voltage are defined as the bounds based on battery operation and performance. The decision variables are denoted by $\mathbf{x} = \{i_{batt}^c, i_{batt}^d, P_{hv}\}$, each decision

variable can be denoted by vector x_i where $i \in \{1 \dots 3\}$ and $x_i \in \mathbb{R}^N$.

The HES predictive optimization, rooted in physics-based models, addresses a single-objective, multi-period deterministic problem. Within this framework, two temperature-dependent models, namely NLP and simplified (MIP), alongside a temperature-agnostic model based on ERM battery model and PV model from (2) have been formulated. Furthermore, a projection algorithm has been introduced to yield the optimal solution from the MIP problem within the NLP feasible set. Additionally, a homotopy algorithm has been proposed to guarantee the attainment of the best solution for the original NLP.

A. NLP problem

Based on the HES model discussed in section III, a non-convex and non-linear (NLP) predictive optimization problem has been formulated as follows:

Objective:

$$\max_{\mathbf{x}} T_s \sum_{k=1}^N P^r[k] P_{hes}[k] \quad (12)$$

Subject to:

$$P_{hes}[k] - P_{pv}[k] + P_{batt}[k] + P_{hv}[k] = 0 \quad (13a)$$

$$P_{batt}[k] - (1/\eta_{iv}^{batt}[k]) P_{batt}^c[k] - \eta_{iv}^{batt}[k] P_{batt}^d[k] = 0 \quad (13b)$$

$$\eta_{iv}^{batt}[k] - \frac{\eta_{max}}{1 + e^{-\gamma P_{batt}[k]}} = 0 \quad (13c)$$

$$P_{batt}^c[k] - w_{kw} (i_{batt}^c[k] v_{batt}[k]) = 0 \quad (13d)$$

$$P_{batt}^d[k] - w_{kw} (i_{batt}^d[k] v_{batt}[k]) = 0 \quad (13e)$$

$$i_{batt}[k] - i_{batt}^c[k] - i_{batt}^d[k] = 0 \quad (13f)$$

$$E[k] - E[k-1] - \frac{1}{C_{Ah}} i_{batt}[k-1] T_s = 0 \quad (13g)$$

$$i_{batt}^c[k] i_{batt}^d[k] = 0 \quad (13h)$$

$$v_{batt}[k] - V_m E[k] - V_0 - i_{batt}[k] R_{eq} = 0 \quad (13i)$$

$$T_{batt}[k] - T_{batt}[k-1] - \frac{1}{C_T} (R_{eq} i_{batt}^2[k-1] + U(T_{en}[k-1] - T_{batt}[k-1])) T_s = 0 \quad (13j)$$

$$T_{en}[k] - T_{en}[k-1] - \frac{1}{C_{en}} (N_{cell} U(T_{batt}[k-1] - T_{en}[k-1]) + U_{en}(T_{amb}[k-1] - T_{en}[k-1]) - \eta_{hv} P_{hv}[k-1]) T_s = 0 \quad (13k)$$

$$\underline{E} \leq E[k] \leq \bar{E} \quad (13l)$$

$$\underline{v}_{batt} \leq v_{batt}[k] \leq \bar{v}_{batt} \quad (13m)$$

$$T_{batt}^{\min} \leq T_{batt}[k] \leq T_{batt}^{\max} \quad (13n)$$

$$T_{en}^{\min} \leq T_{en}[k] \leq T_{en}^{\max} \quad (13o)$$

$$0 \leq P_{hv}[k] \leq \bar{P}_{hv} \quad (13p)$$

$$0 \leq i_{batt}^c[k] \leq i_{batt}^{\max} \quad (13q)$$

$$-i_{batt}^{\max} \leq i_{batt}^d[k] \leq 0 \quad (13r)$$

$$T_{en}[0] = T_{en}^0, T_{batt}[0] = T_{batt}^0 \quad (13s)$$

$$E[0] = E_0, E[N] = E_0 \quad (13t)$$

where $w_{\text{kw}} = 0.001$ is Watt to kW conversion factor. The complementary slackness given by (13h) avoids the simultaneous charging and discharging of the battery. The (13l)-(13r) represent the inequality associated with the NLP. The (13t) ensures sustainability, i.e. the SoC should return to the initial level at the end of the day.

In this HES system, the PV subsystem plays no role in decision-making (except for curtailment during periods of negative energy prices); instead, it depends on inputs S_1 and T_{amb} . The power generated by the PV subsystem is calculated using a temperature-dependent model described by (14). In this case, the contact losses and shading effect in PV have been neglected. This calculated PV power is then directly used to compute the total HES power (P_{hes}) in (13a). The PV model is given as:

$$P_{\text{pv}}[k] - \eta_{\text{iv}}^{\text{pv}}[k] P_{\text{pv}}^{\text{dc}}[k] = 0 \quad (14a)$$

$$\eta_{\text{iv}}^{\text{pv}}[k] - \frac{\eta_{\text{max}}}{1 + e^{-\gamma P_{\text{pv}}^{\text{dc}}[k]}} = 0 \quad (14b)$$

$$P_{\text{pv}}^{\text{dc}}[k] - (\text{L M K}) P_{\text{cell}}[k] = 0 \quad (14c)$$

$$P_{\text{cell}}[k] - i_{\text{cell}}[k] v_{\text{cell}}[k] [1 - C_{\text{PT}}(T_{\text{cell}}[k] - 25)] = 0 \quad (14d)$$

$$i_{\text{cell}}[k] - \left(\frac{i_{\text{sc}}}{S_{\text{rated}}} \right) S_1[k] + I_0 \left(e^{38.9 V_{\text{oc}}^{\text{pv}}[k]} - 1 \right) = 0 \quad (14e)$$

$$v_{\text{oc}}^{\text{pv}}[k] - V_{\text{oc}}^{\text{std}} [1 - C_{\text{VT}}(T_{\text{cell}}[k] - 25)] = 0 \quad (14f)$$

$$T_{\text{cell}}[k] - T_{\text{amb}}[k] - S_1[k] \left(\frac{\text{NOCT} - 20^\circ}{800} \right) = 0. \quad (14g)$$

The above formulated NLP pose challenges in optimization due to the complexity of finding the best solution amid multiple potential optima. Secondly, the NLP problem can be very sensitive to the initial conditions.

B. Simplified Model

A significant challenge in solving the NLP problem is the prevalence of numerous local optima, often causing optimization algorithms to converge to suboptimal solutions. In the previously formulated optimization problem, the equations (13c)-(13e), (13h)-(13j) introduce non-linearity and non-convexity. Specifically, equations (13d) and (13e) exhibit bilinear characteristics. To mitigate this bilinearity effect, it is possible to make an approximation by considering a constant battery voltage \bar{V}_{batt} at a specific SoC. The simplified equations are given by:

$$P_{\text{batt}}^{\text{c}}[k] - i_{\text{batt}}^{\text{c}}[k] \bar{V}_{\text{batt}} = 0 \quad (15a)$$

$$P_{\text{batt}}^{\text{d}}[k] - i_{\text{batt}}^{\text{d}}[k] \bar{V}_{\text{batt}} = 0 \quad (15b)$$

for $k \in \{1 \dots N\}$. This approach linearizes the bilinearity associated with the $P_{\text{batt}}^{\text{c}}$ and $P_{\text{batt}}^{\text{d}}$ w.r.t the v_{batt} . Secondly, The non-convexity due to the complementary slackness condition can be reformulated as a mixed-integer problem (MIP), presented as follows [12]:

$$0 \leq i_{\text{batt}}^{\text{c}}[k] \leq Z[k] i_{\text{batt}}^{\text{max}} \quad (16a)$$

$$(Z[k] - 1) i_{\text{batt}}^{\text{max}} \leq i_{\text{batt}}^{\text{d}}[k] \leq 0 \quad (16b)$$

for $k \in \{1 \dots N\}$. Where $Z[k] \in \{0, 1\}$ such that if $Z[k] = 1 \rightarrow i_{\text{batt}}^{\text{d}}[k] = 0$ and $i_{\text{batt}}^{\text{c}}[k] \in [0, i_{\text{batt}}^{\text{max}}]$. To handle non-linearity in (13j), we apply second-order conic programming (SOCP)

relaxation, which linearizes quadratic terms for efficient optimization while preserving convexity. The SOCP relaxation is expressed as follows:

$$\alpha[k] \geq i_{\text{batt}}^2[k] \quad (17)$$

for $k \in \{1 \dots N\}$. The non-linearity associated with the inverter efficiency is addressed by taking $\eta_{\text{batt}} = 0.95$. Now, the original NLP has been reformulated as mixed integer linear program using (15)-(17). The robust MIP solvers (e.g. Gurobi, CPLEX, etc) enable feasible and fast solutions leveraging the optimality gap as a measure of the quality of the solution. Utilizing the solution derived from the relaxed problem as an initial point significantly enhances the efficiency of the NLP solver when seeking the optimal solution to the original, more intricate NLP.

C. Projection

The solutions obtained from the simplified model are most likely a global optimal based on the optimality gap. However, it may yield solutions that partially adhere to the NLP's constraints, which are based on the physics of the HES model. Hence, the projection technique is used to ensure that the obtained solutions are best and feasible, bridging the gap between the mathematical rigour and the physics of the model. The objective of the projection problem is often defined as finding the solutions that minimize the 2-norm between the solution from simplified model (x^*) and projected solutions (x). It is given as:

Objective:

$$\min_x \| (x[k] - x^*[k]) \|_2 \quad (18)$$

for $k \in \{1 \dots N\}$. The equality and inequality constraints are same as the NLP problem defined by (13). Even though projection is still an NLP problem, it gives the solution in the vicinity of the best solution obtained from the simplified model while satisfying the feasibility of the NLP model.

D. Homotopy

The homotopy algorithm is frequently used to tackle intricate non-convex optimization problems across various fields [26]. Homotopy employs a continuous trajectory in NLP, transitioning from the initial complex problem to a tractable one. By varying the homotopy factor (in this case, the C-rating of the battery), the problem is transformed into a sequence of sub-problems, each solved sequentially. The first subproblem is trivial, whose solution can be easily obtained, and subsequent ones converge rapidly, starting from the prior subproblem's solution, eventually leading to the original problem and facilitating robust mathematical convergence [27]. In this subsection, the homotopy method is explored to tackle battery optimization problems with varying C-ratings which is an essential factor affecting battery performance, determining the $i_{\text{batt}}^{\text{max}}$. In this case, the NLP trajectory starts with a battery C-rating of ≈ 0.0 , where the solution space is notably limited but easily navigable. From there, it progressively increases the battery's C-rating, moving towards higher C-ratings, with a small step size denoted as ΔC_{rating} . This gradual transition allows the

optimization algorithm to explore solutions incrementally, avoiding abrupt jumps which might lead to convergence issues. Moving through intermediate C-ratings efficiently traverses the entire spectrum of feasible solutions, ensuring potential optimum haven't been overlooked. The gradual transition from a small C-rating to higher values enables thorough exploration of the solution space, significantly enhancing the chances of finding a global solution. Fig. 3 illustrates the contour path depicting the NLP's feasible space and the progressive navigation through the homotopy solution space, with an emphasis on ascending C-ratings. Additionally, it provides a clear depiction of the projection of the simplified solution within the NLP's feasible space.

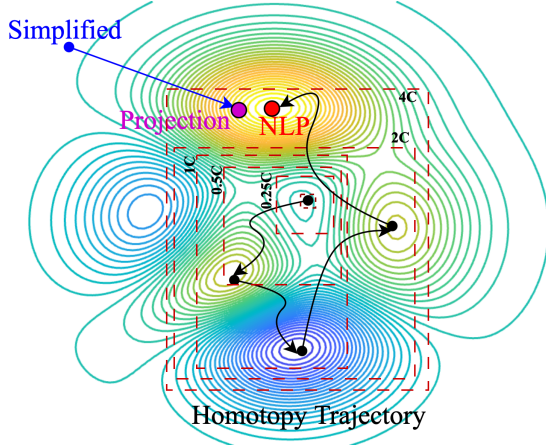


Fig. 3: Illustrating the different methods presented herein, including the iterative homotopy approach based on the battery's C-rating.

Algorithm 1: Homotopy via battery's C-rating

- 1: **Parse:** Battery data, energy price, T_{amb} , P_{pv} and T_s .
 - 2: **Decision:** $i_{batt}^c[k]$, $i_{batt}^d[k]$, and $P_{hv}[k]$
 - 3: **Warm start:** Enable `warm_start_init_point`
 - 4: **Initialize:** set $C_{rating} \approx 0$, calculate current limits
 $i_{batt}^{max} := C_{rating} \times C_{Ah}$
 - 5: **while** $C_{rating} \leq C_{max}$
 - Solve the NLP(C_{rating}) $\Rightarrow (x^*, \lambda^*, \mu^*)$,
 - If primal and dual feasibility
 - Then increment $C_{rating} \leftarrow C_{rating} + \Delta C_{rating}$
 - Update the previous solution to warm start NLP.
 - 6: **end** for loop
-

E. Temperature agnostic model

A comparison with the temperature-agnostic model is crucial to assess the impacts and benefits of temperature-dependent model. In this subsection, the predictive optimization employs the temperature-agnostic model which is formulated using (2) and (8) as discussed in Section III. The problem formulation is as follows:

Objective:

$$\max_{\mathbf{x}} \sum_{k=1}^N P^r[k] P_{hes}[k] T_s \quad (19)$$

Subject to:

$$P_{hes}[k] - P_{pv}[k] + P_{batt}[k] = 0 \quad (20a)$$

$$P_{batt}[k] - P_{batt}^c[k] - P_{batt}^d[k] = 0 \quad (20b)$$

$$P_{batt}^c[k] P_{batt}^d[k] = 0 \quad (20c)$$

$$E[k] - E[k-1] - (1/E_C)[\eta_{iv}^{batt} P_{batt}^c[k-1] \quad (20d)$$

$$+ (1/\eta_{iv}^{batt}) P_{batt}^d[k-1]] T_s = 0 \quad (20e)$$

$$\bar{E} \leq E[k] \leq \bar{E} \quad (20f)$$

$$0 \leq P_{batt}^c[k] \leq P_{batt}^{max} \quad (20g)$$

$$-P_{batt}^{max} \leq P_{batt}^d[k] \leq 0 \quad (20h)$$

$$E[0] = E_0, E[N] = E_0 \quad (20i)$$

In this case, the temperature agnostic PV model, given by (2) is used to calculate the P_{pv} over the periodic horizon, $k \in \{1, \dots, N\}$. The discretized PV equations are given as follows:

$$P_{pv}^{dc}[k] - (L M K) \eta_{cell} A_{pv} S_I[k] = 0 \quad (21a)$$

$$\eta_{iv}^{pv}[k] - \frac{\eta_{max}}{1 + e^{-\gamma P_{pv}^{dc}[k]}} = 0 \quad (21b)$$

$$P_{pv}[k] - \eta_{iv}^{pv}[k] P_{pv}^{dc}[k] = 0 \quad (21c)$$

Various case studies demonstrating the performance of different HES models with different battery ratings and under different ambient temperatures are presented and discussed in the next section.

V. CASE STUDIES

The codebase of the HES predictive optimization problem has been developed in Pyomo (a Python-based, open-source optimization modeling tool). The NLP problems (including projection, homotopy and temperature agnostic model) are solved using IPOPT (Interior Point OPTimizer) solver, while the simplified MIP problem has been solved using the Gurobi solver. The original NLP problem was warm-started by the solution of the simplified model. All the problems have been solved assuming constant ambient temperature throughout 24 hours.

A. With ISO New England energy price

The input data, P^r for 15 minutes energy market is taken from ISO New England with a time step $T_s = 0.25$ hour and S_I are shown in Fig.4. These data are only used to realize real-world settings and do not represent any particular event. Further, the HES's battery parameters are given in Table I. The initial values of state variable SoC , T_{batt} and T_{en} are assumed to be E_0 , T_{batt}^0 and T_{en}^0 respectively. The PV consists of 120 modules and it is configured to form a 40 kW PV array. For temperature agnostic model, η_{cell} of PV is 19.76%, $A_{pv}=1.67 m^2$ and energy capacity of the battery E_c is taken as 43.2 kWh. To better align with real-world systems and observe the impact, we have scaled up our system by a factor of 1000, transitioning from a kW setup to a MW-scale configuration.

In the electro-thermal model, battery temperature plays a critical role while making the charging and discharging decisions as the T_{batt} is correlated to i_{batt} and P_{hv} as shown in (13j) i.e. if the T_{batt} hits the T_{batt}^{max} or T_{batt}^{min} , the charging

TABLE I: Battery parameters

Parameter	Value	Parameter	Value
$v_{\text{batt}}^{\text{max}}$	50A (1C)	E_0	0.5
\bar{E}	0.95	\underline{E}	0.2
v_{batt}	976 V	$\underline{v}_{\text{batt}}$	714 V
$T_{\text{batt}}^{\text{min}}$	15°C	$T_{\text{batt}}^{\text{max}}$	35°C
$T_{\text{en}}^{\text{min}}$	15°C	$T_{\text{en}}^{\text{max}}$	35°C
C_{Ah}	50 Ah	C_T	10 KJ/°C
U	0.2 W/°C	U_{en}	0.001 kW/°C
R_0	0.0716 Ω	C_{en}	30 KJ/°C
N_{cell}	100	$T_{\text{batt}}^0 / T_{\text{en}}^0$	20°C

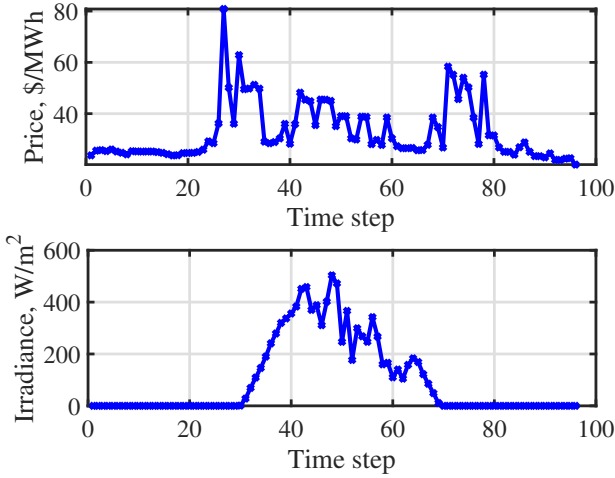
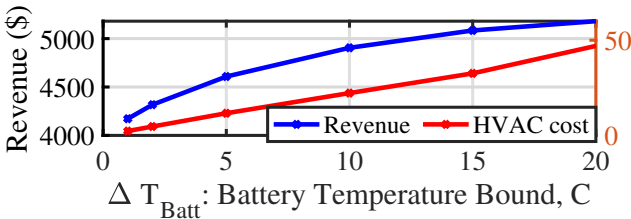


Fig. 4: Input data: NE-ISO energy price and solar irradiance at 15-minute intervals for a day (24 hours).

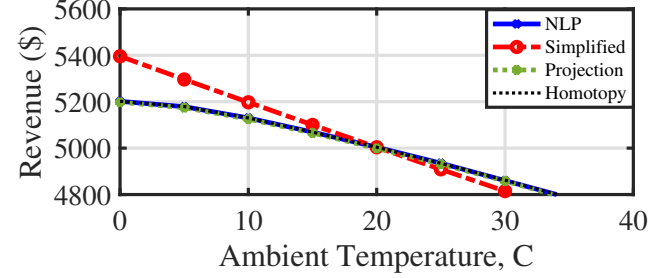
and discharging processes will be halted until the temperature falls back to a lower temperature level. Notably, the higher temperature limit will give more flexibility in charging and discharging but requires more HVAC power to maintain the temperature within the limits. The choice of an appropriate temperature limit is pivotal and hinges upon the objectives of predictive optimization. Fig. 5 shows the maximum HES revenue and expense of using HVAC by solving the NLP problem under varying ΔT_{Batt} condition. Here, ΔT_{Batt} represents the temperature bound i.e. $\Delta T_{\text{Batt}} = (T_{\text{batt}}^{\text{max}} - T_{\text{batt}}^{\text{min}})$.

Fig. 5: Impact of variation in ΔT_{Batt} on overall revenue and HVAC cost at ambient temperature of 20° C, 0.5C battery.

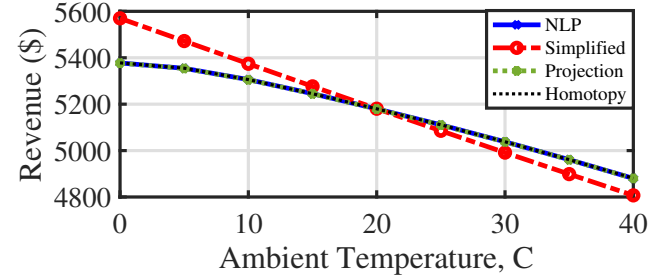
It is observed that the maximum revenue of the HES increases by 1.25 times while the HVAC cost increases by 20 times as the ΔT_{Batt} increases from 1°C to 20°C. The increased

limit will affect the battery's health by permitting rapid high charging and discharging, providing the option for complete discharges when prices are elevated. Thus, there exists a trade-off between revenue and battery health. In this paper, values of $T_{\text{batt}}^{\text{max}} = 35^\circ\text{C}$ and $T_{\text{batt}}^{\text{min}} = 15^\circ\text{C}$ have been selected.

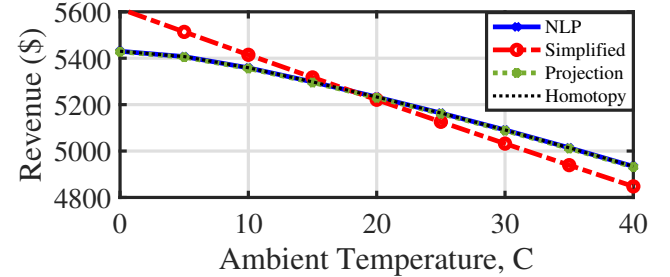
The Fig. 6 shows the predicted revenue of the temperature-dependent optimization problem formulated in Section IV. The problem has been solved for different T_{amb} and C-ratings of the battery.



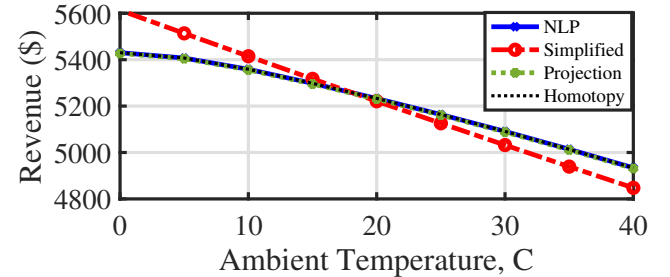
(a) 0.25C battery



(b) 0.5C battery



(c) 1C battery



(d) 4C battery

Fig. 6: Predicted revenue comparison of various models under different ambient temperatures. Note that the simplified model's predicted revenue is not always realizable because it violates physical constraints.

It can be observed that the predicted revenue declines linearly for the simplified model and follows non-linear trends

for NLPs as the T_{amb} increases. The maximum deviation occurs at $T_{\text{amb}} = 0^\circ\text{C}$, when the simplified model predicts the 3.5% extra revenue, which may not be the feasible schedule for HES and can lead to a penalty. This deviation is due to the simplified model's assumed constant v_{batt} . The solution obtained through projection has been close to the solution from the NLP solution. However, across all battery ratings, the NLP model consistently performs better. This shows that the NLP model provides a better solution within the feasible space. Furthermore, the homotopy demonstrates that it converges to the NLP solution, reinforcing the earlier claim that the NLP model finds the best solution.

The trajectory of the homotopy solution is shown in Fig. 7.

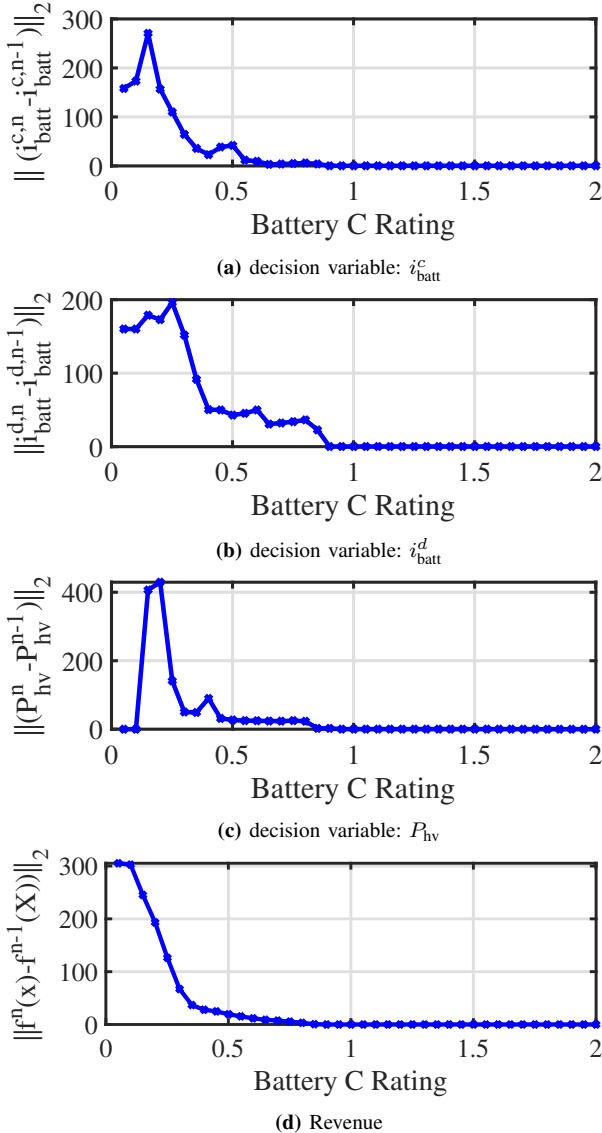


Fig. 7: Homotopy trajectory: 2-norm between previous and current solution on a normal day (at $T_{\text{amb}} = 20^\circ\text{C}$).

The 2-norm of the difference between the current (denoted by superscript 'n') and the previous (denoted by superscript 'n-1') decisions and the objective have been plotted. The figure is plotted until the 2C-rating for clarity as the 2-norm converges

to 0, way before it. It can be observed that the solution is going from significant deviation to convergence to zero 2-norm, progressing towards the best solution by expanding the feasible solution space with each incremental increase in battery C-rating.

In Fig 8, a progressive increase in predicted revenue has been observed with the transition from lower C-rated batteries to higher ones.

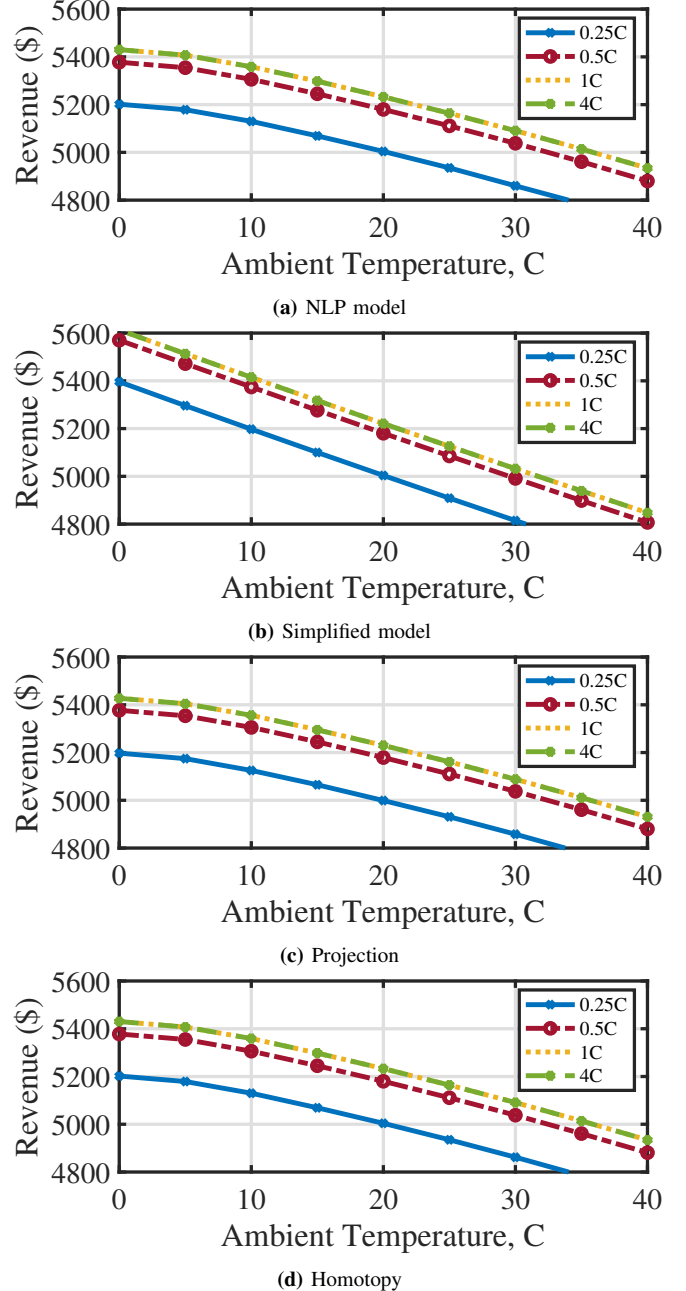


Fig. 8: Revenue comparison of different C-rated battery under different ambient temperatures. Note that the simplified model's predicted revenue is not always realizable because it violates physical constraints.

Notably, the predicted revenue by HES employing 1C and 4C batteries closely align. This convergence is attributed to stringent temperature constraints; as these bounds become

more restrictive, the higher charging speed associated with 4C batteries reaches a point of diminishing returns in revenue generation. Beyond a certain threshold, the faster charging does not significantly enhance the revenue due to thermal limitations.

The solutions from the temperature-agnostic models are very aggressive as they can charge or discharge very quickly ignoring the battery's thermal constraints. The predicted revenues of the temperature agnostic model for different C-rated batteries are given in Table II. Here, The revenue increases with an increase in the C-rating of the battery which does not depict the charging limitations due to excessive heating of fast-charging batteries. The only feasible solution of the temperature agnostic model is with a 0.25C battery and if $T_{amb} \leq 15^\circ C$, other schedules are not realizable considering the actual HES model.

TABLE II: Predicted revenue for temperature-agnostic model

C-rating	Revenue	Feasible#	C-rating	Revenue	Feasible#
0.25C	\$5054.62	✓	1C	\$7261.83	×
0.50C	\$5431.92	×	4C	\$8468.97	×

indicates whether this schedule is realizable with actual HES.

B. Negative energy price scenario and PV curtailment

In the previous case, the energy prices were always positive. Hence, to test the robustness of the NLP and homotopy algorithm, test price P^r has been used as shown in Fig.9.

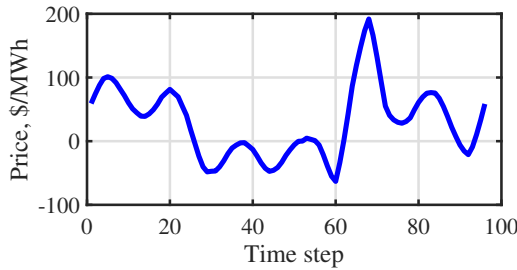


Fig. 9: Energy price

Negative energy prices can significantly reduce or even result in negative revenue for PV system owners. During such periods, PV generators might incur costs to offload excess electricity to grid operators or utilities. Curtailing PV generation in these circumstances is financially advantageous, preventing losses from selling surplus electricity at negative prices. Hence, another decision variable curtailment factor β_{cur} is integrated in the optimization problem using (7). The PV curtailment scheme is given by:

$$P_{pv}[k] - \beta_{cur}[k]P_{pv}^g[k] = 0 \quad (22a)$$

$$0 \leq \beta_{cur}[k] \leq 1 \quad (22b)$$

where P_{pv}^g denotes generated PV power, while P_{pv} is total exported PV power to the grid. Table III compares the revenue of all the temperature-dependent models and algorithms with and without PV curtailment under extreme temperatures and different C-ratings. It can be observed that the homotopy algorithm (highlighted using box) always converges to the

same solution as the original NLP. Without the PV curtailment, the revenue increases as the ambient temperature increases due to lesser PV generation.

TABLE III: Predicted revenue from the HES without PV curtailment

Method/Algorithm	0.25C battery		1C battery	
	at $0^\circ C$	at $40^\circ C$	at $0^\circ C$	at $40^\circ C$
NLP	\$5235.96	\$5512.94	\$5452.63	\$5729.61
Homotopy	\$5235.96	\$5512.94	\$5452.63	\$5729.61
Simplified*	\$5245.50	\$5522.47	\$5462.83	\$5739.80
Projection	\$5231.01	\$5507.99	\$5448.43	\$5725.41

*Simplified method's realized revenue is given by Projection value.

Table IV shows the predicted revenues with the PV curtailment. With the incorporation of the PV curtailment scheme, the predicted revenues grow under every condition as compared to those without curtailment. It can be observed from both the scenarios that simplified model always gives the upper bound of the solution but predicted revenues fall when the simplified solutions are projected in NLP space.

TABLE IV: Predicted revenue from the HES with PV curtailment

Method/Algorithm	0.25C battery		1C battery	
	at $0^\circ C$	at $40^\circ C$	at $0^\circ C$	at $40^\circ C$
NLP	\$7363.87	\$7399.37	\$7580.54	\$7616.04
Homotopy	\$7363.87	\$7399.37	\$7580.54	\$7616.04
Simplified*	\$7373.40	\$7408.91	\$7590.73	\$7626.24
Projection	\$7358.89	\$7394.39	\$7576.31	\$7611.81

*Simplified method's realized revenue is given by Projection value.

C. Temperature agnostic vs Temperature dependent model

To assess the effectiveness of the temperature-dependent model for the HES, a comparison with the temperature-agnostic model (as discussed in Section IV-E) is crucial. The temperature-agnostic model represents a temperature-agnostic PV+ battery model. An energy price enforcing high discharging and charging rates with a 1C battery is employed. For this case study, objective function excludes considerations for HVAC usage, eliminating potential revenue loss. The thermal transmittance coefficient U represents diverse cooling systems, including air-cooled, surface-cooled, and liquid-cooled configurations. Lower coefficient values (U) signify slower battery cooling, while higher values represent faster cooling rates. The capital cost for HVAC systems for different cooling has been neglected. This model is represented by "ECM+Th". Table V shows the predicted revenue for the temperature-agnostic and temperature-dependent model. For hot summer days ($T_{amb} = 40^\circ C$), the temperature-agnostic model overestimates the revenue from PV by 12.5%. Similar overestimation can be observed from the predicted battery revenue. In Fig. 10, a ECM+Th model with a high U value of $5 W/^\circ C$ is compared with the temperature-agnostic model (ERM). During fast cooling, generated heat dissipation within

TABLE V: HES % change in predicted revenue comparing temperature-agnostic and temperature-dependent model with IC battery, at $T_{amb} = 40^\circ\text{C}$ and $U = 0.1 \text{ W}/^\circ\text{C}$, the capital costs of HVAC systems for different U has been neglected

Model	HES (in %)	PV (in %)	Battery (in %)
Temperature-agnostic*	14.5	12.5	16.8
Temperature-dependent			
$U = 0.2 \text{ W}/^\circ\text{C}$	0.2	0	0.42
$U = 1 \text{ W}/^\circ\text{C}$	1.25	0	2.67
$U = 5 \text{ W}/^\circ\text{C}$	2.6	0	5.45

*Not realizable with actual HES.

the enclosure necessitates higher HVAC power consumption to maintain the T_{en} within specified limits. Consequently, with faster cooling rates, the battery can undergo rapid charging and discharging.

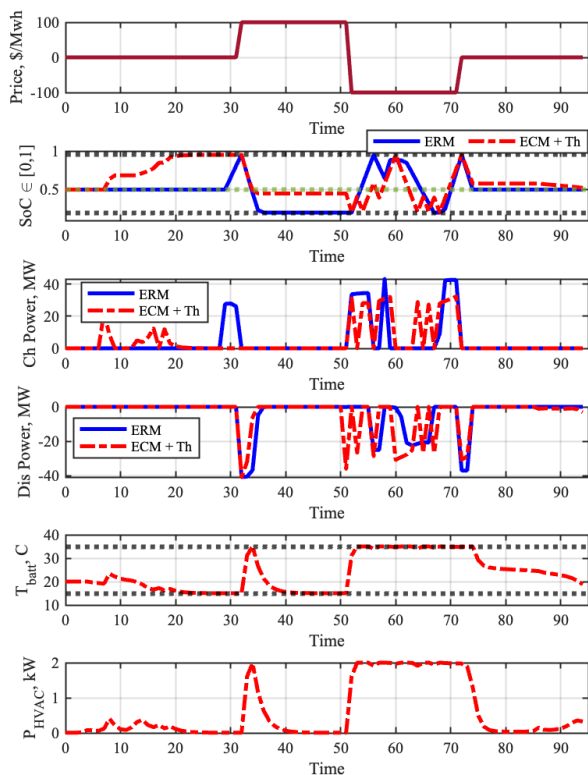


Fig. 10: Comparison of predicted scheduling of HES's IC battery (ERM+Th) at $T_{amb} = 40^\circ\text{C}$, $U = 5 \text{ W}/^\circ\text{C}$ vs temperature-agnostic HES with ERM battery model.

As the U value increases, the revenue predicted by the temperature-dependent model improves, as shown in Fig. 11. The change in revenue is calculated using the following equation:

$$\Delta \text{Revenue} (\%) = \frac{\text{Rev}_U - \text{Rev}^*}{\text{Rev}^*} \times 100 \quad (23)$$

The Rev^* represented the base value of predicted revenue when $U = 0.2 \text{ W}/^\circ\text{C}$ while Rev_U represented the predicted revenue for $U \in [0.5, 0.8, 1, 5] \text{ W}/^\circ\text{C}$. As the ERM model is temperature-agnostic, it operates without constraints imposed by thermal limits, resulting in overestimated predicted revenue

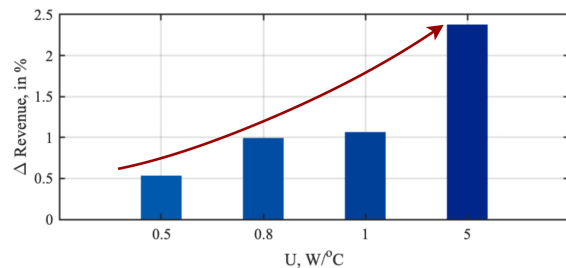


Fig. 11: Change in predicted revenue of temperature dependent model with HVAC is a free variable and variation of U , the base $U = 0.2 \text{ W}/^\circ\text{C}$. These results neglect any capital costs of HVAC systems for different U , which are expected to be non-trivial for $U \geq 1$.

that exceeds what can be realistically achieved by a physical battery. Fig. 10 shows that temperature-agnostic HES with ERM can discharge from E_{max} to E_{min} very quickly once the energy prices are suitable. At the same time, the temperature-dependent model is restricted by the T_{batt} . This led to an overestimation of predicted revenue by ERM, which the actual HES can't deliver. The performance of the temperature-dependent HES system is likely to be near the actual system. This indicates that utilities employing a temperature-agnostic model for predictive optimization may overestimate system performance, potentially leading to penalties for unmet expectations.

VI. CONCLUSION

In this paper, a comprehensive electro-thermal model for HES has been thoroughly discussed and analyzed to give valuable insights. Within this framework, a predictive optimal scheduling problem to maximize HES revenue has been formulated. The intrinsic challenges arising from the system's nonlinear and non-convex nature, influenced by underlying physics and thermal constraints, make this problem inherently challenging. To address these complexities, a simplified problem using mixed-integer formulation has been proposed, which delivers the best solutions within defined constraints. The solution obtained from this simplified model is used to warm start the NLP. To validate the feasibility of the solution from the simplified model, a projection algorithm has been proposed. A homotopy algorithm has been proposed, which iterates over the C-rating of the battery. Lastly, to underscore the impact of temperature-dependent scheduling for HES, a temperature-agnostic model has been used.

These models are tested under various ambient temperatures, C-ratings and energy prices. Based on the performance of the models, the homotopy solution displayed convergence towards zero 2-norm, as the feasible solution space gradually expands. The homotopy method also produces the same solution as the original NLP, while the simplified model provides the upper bound during stress testing. The predicted schedules from the temperature agnostic model are not realizable in actual plant settings. The discrepancy between the overestimated revenue projections of the temperature-agnostic model and the actual system performance underscores the importance of incorporating temperature-dependent. This work will be useful

to give insight into HES complexities while highlighting the importance of a temperature-dependent model.

REFERENCES

- [1] D. Gielen, F. Boshell, D. Saygin, M. D. Bazilian, N. Wagner, and R. Gorini, "The role of renewable energy in the global energy transformation," *Energy Strategy Reviews*, vol. 24, pp. 38–50, 2019.
- [2] A. Muhtadi, D. Pandit, N. Nguyen, and J. Mitra, "Distributed energy resources based microgrid: Review of architecture, control, and reliability," *IEEE Transactions on Industry Applications*, vol. 57, no. 3, pp. 2223–2235, 2021.
- [3] P. Roy, J. He, T. Zhao, and Y. V. Singh, "Recent advances of wind-solar hybrid renewable energy systems for power generation: A review," *IEEE Open Journal of the Industrial Electronics Society*, vol. 3, pp. 81–104, 2022.
- [4] C. Murphy and A. Mills, "Hybrid energy systems: Opportunities for coordinated research," Tech. Rep., 2021.
- [5] C. Zhang, Y. Xu, Z. Li, and Z. Y. Dong, "Robustly coordinated operation of a multi-energy microgrid with flexible electric and thermal loads," *IEEE Transactions on Smart Grid*, vol. 10, no. 3, pp. 2765–2775, 2019.
- [6] Z. Li and Y. Xu, "Optimal coordinated energy dispatch of a multi-energy microgrid in grid-connected and islanded modes," *Applied Energy*, vol. 210, pp. 974–986, 2018.
- [7] M. A. Rashid Al Badwawi and T. Mallick, "A review of hybrid solar pv and wind energy system," *Smart Science*, vol. 3, no. 3, pp. 127–138, 2015.
- [8] Gridmatic, "Annual storage report: Analysis of storage systems in ercot in 2021," Tech. Rep., June, 2022.
- [9] C. ISO, "Special report on battery storages," Tech. Rep., July, 2023.
- [10] A. Tomaszewska and et al., "Lithium-ion battery fast charging: A review," *eTransportation*, vol. 1, p. 100011, 2019.
- [11] D. Guangqian, K. Bekhrad, P. Azarikhah, and A. Maleki, "A hybrid algorithm based optimization on modeling of grid independent biodiesel-based hybrid solar/wind systems," *Renewable Energy*, vol. 122, pp. 551–560, 2018.
- [12] K. Garifi, K. Baker, D. Christensen, and B. Touri, "Control of energy storage in home energy management systems: Non-simultaneous charging and discharging guarantees," 2019.
- [13] N. Nazir, P. Racherla, and M. Almassalkhi, "Optimal multi-period dispatch of distributed energy resources in unbalanced distribution feeders," *IEEE Transactions on Power Systems*, vol. 35, no. 4, pp. 2683–2692, 2020.
- [14] P. Aaslid, F. Geth, M. Korpås, M. M. Belsnes, and O. B. Fosso, "Non-linear charge-based battery storage optimization model with bi-variate cubic spline constraints," *Journal of Energy Storage*, vol. 32, p. 101979, dec 2020.
- [15] S. Ma, M. Jiang, P. Tao, C. Song, J. Wu, J. Wang, T. Deng, and W. Shang, "Temperature effect and thermal impact in lithium-ion batteries: A review," *Progress in Natural Science: Materials International*, vol. 28, no. 6, pp. 653–666, dec 2018.
- [16] M. Schimpe, M. Naumann, N. Truong, H. C. Hesse, S. Santhanagopalan, A. Saxon, and A. Jossen, "Energy efficiency evaluation of a stationary lithium-ion battery container storage system via electro-thermal modeling and detailed component analysis," *Applied Energy*, vol. 210, no. 2, pp. 211–229, 2018.
- [17] D. M. Rosewater, D. A. Copp, T. A. Nguyen, R. H. Byrne, and S. Santoso, "Battery energy storage models for optimal control," *IEEE Access*, vol. 7, pp. 178 357–178 391, 2019.
- [18] K. Eurek, C. Murphy, W. Cole, W. Frazier, P. Brown, and A. Schleifer, "Representing de-coupled pv+battery hybrids in a capacity expansion model," Tech. Rep. NREL/TP-5C00-77917, April, 2021.
- [19] P. Gilman, "SAM Photovoltaic Model Technical Reference," National Renewable Energy Laboratory, Tech. Rep., May, 2015.
- [20] D. King, S. Gonzalez, G. Galbraith, and W. Boyson, "Performance model for grid connected inverters," Sandia National Laboratory, Technical Report SAND2007-5036, September 2007.
- [21] G. M. Masters, "Renewable and Efficient Electric Power Systems". John Wiley & Sons, Ltd, 2004, ch. 8, pp. 445–504.
- [22] E. O'Shaughnessy, J. Cruce, and K. Xu, "Solar pv curtailment in changing grid and technological contexts: Preprint," 2019 CIGRE Grid of the Future Symposium, 9 2019.
- [23] R. Sioshansi et al., "Energy-storage modeling: State-of-the-art and future research directions," *IEEE Transactions on Power Systems*, vol. 37, no. 2, pp. 860–875, 2022.
- [24] D. Rosewater, S. Ferreira, D. Schoenwald, J. Hawkins, and S. Santoso, "Battery energy storage state-of-charge forecasting: Models, optimization, and accuracy," *IEEE Transactions on Smart Grid*, vol. 10, no. 3, pp. 2453–2462, 2019.
- [25] T. Morstyn, C. Crozier, M. Deakin, and M. D. McCulloch, "Conic optimization for electric vehicle station smart charging with battery voltage constraints," *IEEE Transactions on Transportation Electrification*, vol. 6, no. 2, pp. 478–487, 2020.
- [26] S. Park, E. Glieta, J. Lavaei, and S. Sojoudi, "Homotopy method for finding the global solution of post-contingency optimal power flow," in 2020 American Control Conference (ACC), 2020, pp. 3126–3133.
- [27] A. Pandey, A. Agarwal, and L. T. Pileggi, "Incremental model building homotopy approach for solving exact ac-constrained optimal power flow," in HICSS, 2021, pp. 1–10.