

K Isomers in Transuranium Nuclei

Fritz Peter Heßberger^{1,2,*}

¹GSI - Helmholtzzentrum für Schwerionenforschung GmbH, Planckstraße 1, 64291 Darmstadt, Germany

²Helmholtz Institut Mainz, Staudingerweg 18, 55128 Mainz, Germany

Version: October, 4, 2023

Abstract

K isomers in transuranium nuclei have become a most interesting subject in nuclear structure investigation in many laboratories within the recent twenty years. In this paper an overview on the present day situation will be given. It will focus on the conditions for occurring of this kind of isomers, their decay properties and systematics in their properties as far as experimental data are available.

1. Introduction

Usually isomers are defined as 'longlived' excited levels of an atomic nucleus, whereas the term 'longlived' is not specified initially. At the time of discovery of isomeric states it was assumed that nuclear levels had lifetimes $<1 \times 10^{-13}$ s [1]. It thus seemed justified to denote nuclear levels with lifetimes $\tau > 10^{-13}$ s as 'long-lived' or 'isomeric'. Recently G.D. Dracoulis et al. [1] have expressed it in the following way: 'on the technical side any state which has a directly measurable lifetime in the sense of an electronic measurement, even down to the subnanosecond region could be termed an isomer, or more properly a metastable state'. We will follow this wording in the present paper.

The condition for emergence of an isomeric state is due to the fact that decay into lower lying excited nuclear levels or the ground state does not occur promptly but is delayed or hindered. P.M. Walker and G.D. Dracoulis here distinguish three cases [2]:

a) Shape isomers: these occur, if a second potential minimum exists at large elongation of the nucleus. Decay into levels with lower excitation energies or the ground state is thus connected with a large change of the nuclear shape. Typical examples are the 'fission isomers' in transuranium nuclei, e.g. ^{242m}Am . But also internal transitions may compete with spontaneous fission.

b) Spin - isomers: these isomers occur, if the spin differences between the isomeric state and lower lying levels are large and transitions between them are only possible by emission of electromagnetic radiation of high multipolarity. Depending on the structure of the individual nuclei in these cases also β^+ -, electron capture (EC) -, β^- -, α - decay or even spontaneous fission may compete with internal transitions (γ -emission, internal conversion (IC)).

c) K isomers: these isomers are specific cases of spin isomers for which not only the spin - difference, but also the orientation of the spin vector plays a role. These isomers occur in axially symmetric deformed nuclei. The quantum number K denotes the projection of the total angular momentum (total 'spin') onto the symmetry axis.

The situation is illustrated in fig. 1. Figs. 1a and 1b show the relations in a deformed nucleus with one unpaired nucleon. The total angular momentum (total spin) \vec{j} is given by the vector sum of the orbital momentum \vec{l} and the spin \vec{s} of the unpaired nucleon. Here two cases have to be distinguished: a) orbital angular momentum \vec{l} and spin \vec{s} vectors are 'parallel' (fig. 1a) and b) orbital angular momentum \vec{l} and spin \vec{s} vectors are 'anti-parallel' (fig. 1b). In case a) the projection Λ of the orbital angular momentum \vec{l} onto the symmetry axis is lower than Ω , the projection of the total angular momentum onto the symmetry axis, i.e. $\Omega > \Lambda$, while in case b) the projection Λ of the orbital angular momentum onto the symmetry axis is larger than Ω , i.e. $\Omega < \Lambda$.

Using the usual notation for Nilsson - levels $\Omega^\pi [N, n_z, \Lambda]$, where π denotes the parity of the level, N denotes the total number of oscillator quanta and n_z the number of oscillator quanta along the symmetry axis, the case $\Omega > \Lambda$ is denoted by an 'uparrow' \uparrow , i.e. $\Omega^\pi [N, n_z, \Lambda] \uparrow$, ('spin-up state'), while the case $\Omega < \Lambda$ is denoted by a 'downarrow' \downarrow , i.e. $\Omega^\pi [N, n_z, \Lambda] \downarrow$, ('spin-down state').

Fig. 1c shows the situation in case of two unpaired nucleons where the total spins of the individual nucleons \vec{j}_1 and \vec{j}_2 add up to the total spin \vec{j} , the projection of which onto the symmetry axis is denoted as K . Comparing figs. 1a and 1b with fig. 1c it is evident that formally for a single unpaired nucleon the quantum number Ω is identical to K for the case of two unpaired nucleons taking $\Omega_2 = 0$, or formally $\Omega = K$. Therefore it meanwhile became common (see e.g. [3]) also to denote in specific cases single particle 'spin isomers' as 'K isomers'. This feature will be discussed in detail in section 5.

*E-mail: f.p.hessberger@gsi.de

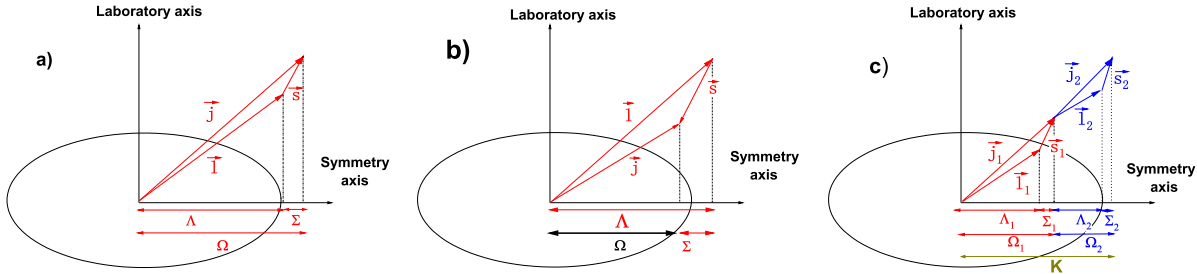


Fig. 1: Angular momentum coupling schemes; a) single unpaired nucleon with nucleon orbital angular momentum and spin vectors in 'parallel'; b) single unpaired nucleon with nucleon orbital angular momentum and spin vectors 'anti-parallel'; c) coupling scheme for two unpaired nucleons (for nonrotating nuclei).

2. Angular Momentum Coupling

As the K isomers we are dealing with mostly result from 2-quasi-particle or 4-quasi-particles states, let us first discuss the conditions of their occurrence which is strongly related to the coupling of angular momenta of two or more unpaired nucleons.

In the previous section schematic coupling of angular momenta for two unpaired nucleons was discussed and also shown in fig. 1c. In that specific case orbital momentum and spin of the individual nucleons add up to the total angular momenta of each nucleon, which then add to the total angular momentum (or 'total' spin) of the nucleus. However, this is only one 'extreme' case of angular momentum coupling denoted as 'jj-coupling'. An alternative case is coupling of the orbital angular momenta of both nucleons to a total orbital angular momentum of the nucleus \vec{L} , and coupling of the spins of both nucleons to the total spin of the nucleus \vec{S} , which then couple to the total angular momentum of the nucleus \vec{J} . This kind of coupling is known as LS - coupling or Russel-Saunders coupling. In the following both schemes will be briefly introduced.

2.1 LS coupling (Russel-Saunders - coupling)

In this coupling scheme it is assumed that there is only a negligibly weak coupling between the orbital angular momentum \vec{l} and the spin \vec{s} of an individual nucleon, but that there is a strong coupling between the orbital angular momenta \vec{l} of the different nucleons and also a strong coupling between the spins \vec{s} of the different nucleons (see e.g. [4]). Consequently the individual orbital angular momenta will couple to a total orbital angular momentum \vec{L} of the nucleus, i.e. $\vec{L} = \sum_{i=1}^n \vec{l}_i$, while the individual spins will couple to a total spin \vec{S} of the nucleus, i.e. $\vec{S} = \sum_{i=1}^n \vec{s}_i$, where n denotes the number of involved nucleons. The total orbital angular momentum and the total spin then couple to a total angular momentum \vec{J} of the nucleus, $\vec{J} = \vec{L} + \vec{S}$. In this coupling scheme it is also presumed that states of different \vec{L} have quite different energies and states of different \vec{S} having the same \vec{L} value correspond to quite different energy levels, so-called spin multiplets [4].

LS - coupling conditions are quite satisfactorily fulfilled in light nuclei.

2.2 jj coupling

In the other extreme case of angular momentum coupling it is presumed that interactions between the orbital angular momentum \vec{l} and the spin \vec{s} of the individual nucleons dominate, while the coupling between the angular momenta and, respectively the spins, of the individual nucleon is small (see e.g. [4]), or as sometimes denoted, interaction between orbital angular momentum und spin is larger than the 'residual interactions'. Consequently orbital angular momentum \vec{l} and spin \vec{s} of a nucleon couple to a total angular momentum $\vec{j} = \vec{l} \pm \vec{s}$, which then couple to a total angular momentum \vec{J} of the nucleus, i.e. $\vec{J} = \sum_{i=1}^n \vec{j}_i$, where n denotes the number of the involved nucleons. jj - coupling conditions are quite satisfactorily fulfilled in heavy nuclei.

2.3 jj-coupling in odd-odd nuclei – 'Nordheim rule'

The jj - coupling discussed above states that angular momenta and spins of the individual particles first couple to the total angular momentum \vec{j} of the individual nucleon, which then couple to a total spin of the nucleus \vec{J} . According to the rules of quantum mechanics the total spin J can access the values $J = j_1 + j_2, j_1 + j_2 - 1 \dots |j_1 - j_2|$. It thus is of high interest, which of the possible values of the total spin J

refers to the lowest excitation energy. A first rule was suggested by L.W. Nordheim [5, 6] on the basis of the hypothesis, that the individual configurations of neutrons and protons in odd-odd nuclei are the same as in odd A nuclei with the same number of nucleons in the odd particle group [6]:

a) If the odd neutron and odd proton belong to different 'Schmidt groups', i.e. if $j_1 = l_1 \pm 1/2$ and $j_2 = l_2 \mp 1/2$, then the result spin (for the lowest excitation energy) is $J = |j_1 - j_2|$ ('strong rule').

b) If the odd neutron and odd proton belong to the same 'Schmidt group', i.e. if $j_1 = l_1 \pm 1/2$ and $j_2 = l_2 \pm 1/2$, then the result spin (for the lowest excitation energy) is $J > |j_1 - j_2|$ or sometimes also written as $|j_1 - j_2| < J \leq j_1 + j_2$ (see e.g. [7]) ('weak rule'). It is, however, remarked that there is a tendency to couple to $J = j_1 + j_2$, but this not fulfilled generally, as already stated by L.W. Nordheim [6] that these rules 'seem to hold for a great majority of cases, but not without exceptions'.

2.4 jj-coupling in odd-odd nuclei – 'Brennan rule'

The 'Nordheim rules' have been modified a couple of years later by M.H. Brennan and A.M. Bernstein [8]. Rule a) remained unchanged (in [8] denoted as 'R1');

R1: $J = |j_1 - j_2|$ for $j_1 = l_1 \pm 1/2$ and $j_2 = l_2 \mp 1/2$

For rule b) two cases were distinguished:

R2-b1) $j_1 = l_1 + 1/2$ (\uparrow) and $j_2 = l_2 + 1/2$ (\uparrow); in this case both nucleons couple their spins preferably to $J = |j_1 + j_2|$;

R2-b2) $j_1 = l_1 - 1/2$ (\downarrow) and $j_2 = l_2 - 1/2$ (\downarrow); in this case both nucleons couple their spins preferably to $J > |j_1 - j_2|$;

for the specific case of $j_1 = j_2 = 1/2$, the resulting spin is determined as $J = j_1 + j_2$.

The third rule concerns the case, when the configuration is a mixture of a particle and a hole state. In this case the resulting spin J is given as:

R3: $J = j_1 + j_2 - 1$

It is, however, stated by the authors, that this coupling rule is quite uncertain, and can be regarded only as a tendency.

M.H. Brennan and A.M. Bernstein investigated about 75 cases; they obtained applying R1 a correct assignment in all cases and wrong assignments for R2 in 7.3% and R3 in 54% of the cases. It should be noted that they did not apply the rules consequently. In some cases also for particle - hole - configurations the rules R1 and R2 were applied. Also for two - hole states R2 seems inverted, i.e. maximum spin for \downarrow cases and minimum spin for \uparrow cases.

2.5 Strong coupling in two-quasi-particle states in even-even nuclei – 'Gallagher rule'

Another set of coupling rules was suggested by J.C. Gallagher [9], which were applied to two particle-states in deformed even-even nuclei. They are of relevance for the formation of 2-quasi-particle K isomers. Using the Nilsson notation as defined above, four cases can be distinguished:

a) $\Omega_1 [N_1 n_{z1} \Lambda_1](\uparrow) \otimes \Omega_2 [N_2 n_{z2} \Lambda_2](\uparrow)$

b) $\Omega_1 [N_1 n_{z1} \Lambda_1](\downarrow) \otimes \Omega_2 [N_2 n_{z2} \Lambda_2](\downarrow)$

c) $\Omega_1 [N_1 n_{z1} \Lambda_1](\downarrow) \otimes \Omega_2 [N_2 n_{z2} \Lambda_2](\uparrow)$

d) $\Omega_1 [N_1 n_{z1} \Lambda_1](\uparrow) \otimes \Omega_2 [N_2 n_{z2} \Lambda_2](\downarrow)$

It is pointed out by J.C. Gallagher that at a 'strong coupling' states of $\Omega = |\Omega_1 \pm \Omega_2|$ are degenerated. The degeneration is cancelled by the residual interaction between the neutrons or protons, respectively. Further it is argued that at 'strong coupling' the relation $\Omega = \Lambda + \Sigma$ with $\Lambda = |\Lambda_1 \pm \Lambda_2|$ and $\Sigma = |\Sigma_1 \pm \Sigma_2|$ is fulfilled. On this basis it is postulated, that for the lowest lying level $\Sigma = 0$ is valid. Thus it follows:

a) $\Omega(E_{min}^*) = |\Omega_1 - \Omega_2|$ if $\Omega_1 = \Lambda_1 \pm 1/2$ and $\Omega_2 = \Lambda_2 \pm 1/2$, i.e. for cases with parallel ($\uparrow\uparrow$) or ($\downarrow\downarrow$) spin projections

b) $\Omega(E_{min}^*) = \Omega_1 + \Omega_2$ if $\Omega_1 = \Lambda_1 \pm 1/2$ and $\Omega_2 = \Lambda_2 \mp 1/2$, i.e. for cases with antiparallel ($\uparrow\downarrow$) or ($\downarrow\uparrow$) spin projections.

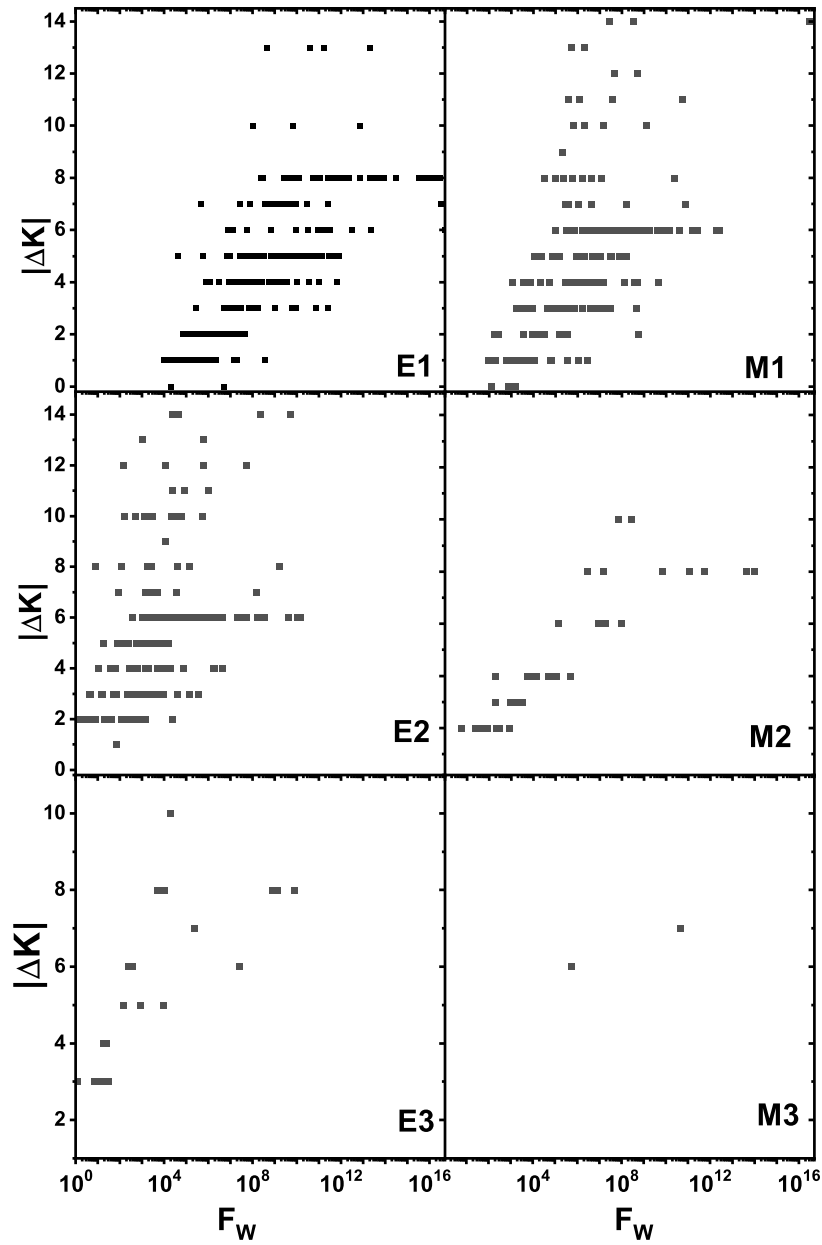


Fig. 2: Hindrance factors F_W for the decay of K isomers in dependence of the K difference $|\Delta K|$ of initial and final states for transitions of multiplicities E1, E2, E3, M1, M2, M3. Data are taken from [16].

3. K-hindrance of internal transitions

Excited nuclear states predominantly decay by internal transitions, γ emission, internal conversion. At a transition energy difference $\Delta E > 1022$ keV (double rest mass energy of electrons) also decay via electron-positron pair creation is possible. The transition probability usually depends on the angular momentum difference between the initial and final states, which also defines the multipolarity of the transition. In general one can state, the higher the multipolarity of the transition is, the lower is the transition probability or, vice versa, the longer is the life-time of the initial state. At long life-times also other decay modes (β^{+-} , β^{-} , EC-, α - decay or spontaneous fission) may compete with internal transitions.

In case of internal transition from a state i characterized by the quantum numbers ($K_i J_i \pi_i$) to a state f characterized by ($K_f J_f \pi_f$) some selection rules have to be fulfilled [10]:

$$\text{a) } |J_i - J_f| \leq \lambda \leq J_i + J_f$$

$$\text{b) } \pi = \pi_i \pi_f$$

$$\text{c) } |K_i - K_f| = \Delta K \leq \lambda$$

where λ denotes the multipolarity of the transition.

Rules a) and b) are strict, rule c) has to be discussed.

Since, generally spoken, the K quantum number is given by the intrinsic structure of a nucleus changes of the K quantum number at internal nuclear transitions go along with changes in the intrinsic structure of the nucleus. It is thus understandable, that changes of the K quantum number at internal transitions will have some reaction on the transition probabilities. This was already demonstrated in early calculations by G. Alaga et al. [10] and C.J. Gallagher [11] and also discussed by A. Bohr and B.R. Mottelson [12]. They showed that the transition matrix element vanishes if $\Delta K = |K_i - K_f| > \lambda$, with λ representing the multipolarity of the radiation of the transition between the initial and the final states. In other words, transitions $\Delta K > \lambda$ are forbidden. However, this transition rule is only valid for cases when initial or final states (or both) are 'pure' states. Small perturbative admixtures in the wave function diminish the 'K forbiddenness'. In other words, 'K forbiddenness' will be replaced by 'K hindrance' or 'K retardation'. Such admixtures may be 'K mixing', which 'might arise from dynamical effects such as rotation or vibration, random interactions with one or more close lying states, or configuration mixing with the underlying nuclear potential' [16]. See also [16] for more exhaustive discussion.

It should be clarified at this point, that the K quantum number was defined as the projection of the total angular momentum \vec{I} onto the symmetry axis of the nucleus (see e.g. [13]). For non rotating nuclei $K = \Omega$. At rotation the total angular momentum \vec{I} is the vector sum $\vec{I} = \vec{J} + \vec{R}$, where \vec{J} is the contribution from the internal motion of the nucleons and \vec{R} is the contribution from the collective motion, thus $K > \Omega$. Another definition is given by G. Alaga et al. [10]. Here it is argued that all the states of the rotational band are characterized by the same intrinsic wave function $\varphi_{\tau K}$ and thus have all the same K quantum number, namely that of the bandhead. This is of relevance for the calculation of transition probabilities. Thus the K hindrance (selection rule c) above) is given by the K difference of the bandheads of the initial and final states.

Evidently transitions violating rule c) are hindered. The degree of K-forbiddenness ν can be expressed as $\nu = \Delta K - \lambda$.

At first glance it may seem that rules a) and c) are quasi identical. But definitely it is not the case for deformed nuclei. Here each single particle, 'multi' (≥ 2) quasi particle or vibrational state is the 'head' of a rotational band with angular momenta $I = K, K+1, K+2 \dots$. Thus for members of rotational bands cases of $|I_i - I_f| \leq |K_i - K_f|$ are possible, in other words transitions of multiplicities $\lambda(\Delta I) < \lambda(\Delta K)$ are possible, but those transitions do not have transition probabilities of single particle transitions, but are 'K-hindered'. This item will be discussed in more detail in sect. 5.

Quantitatively the degree K-hindrance of a transition can also be expressed by the 'delay' or increase of the lifetime relative to the expected lifetime for a single particle transition, i.e. by a hindrance factor F_W defined as [14]

Tab. 1: Mean hindrance factors for individual transitions within the decay of K isomers. Values are obtained either from fitting Gaussians to the data or taking the arithmetic means. Results from the latter procedure are given in *italic font*. Data are taken from [16].

$ \Delta K $	$ \lg F_W (E1)$	$ \lg F_W (E2)$	$ \lg F_W (E3)$	$ \lg F_W (M1)$	$ \lg F_W (M2)$
0	-	-	-	<i>2.71</i>	-
1	4.96	<i>2.71</i>	-	3.56	-
2	6.16	1.21	-	4.14	1.77
3	7.00	2.18	<i>0.86</i>	5.41	<i>3.00</i>
4	8.09	3.00	<i>1.37</i>	5.911	4.37
5	9.54	3.36	<i>3.02</i>	6.12	-
6	9.43	4.17	<i>3.70</i>	7.10	<i>6.81</i>
7	9.32	5.23	<i>5.29</i>	<i>6.97</i>	-
8	11.91	5.65	<i>7.44</i>	<i>6.36</i>	<i>10.6</i>
9	-	<i>6.00</i>	-	5.32	-
10	<i>10.23</i>	6.35	<i>4.28</i>	<i>6.83</i>	<i>8.11</i>
11	<i>10.95</i>	<i>7.48</i>	-	<i>7.50</i>	-
12	-	<i>8.12</i>	-	<i>8.19</i>	-
13	-	<i>8.87</i>	-	<i>12.29</i>	-
14	-	<i>9.75</i>	-	-	-
15	-	-	-	<i>7.70</i>	-
16	-	-	-	-	-
17	-	<i>10.18</i>	-	<i>7.20</i>	-

$$F_W = \frac{T_{1/2\gamma}(\text{experiment})}{T_{1/2\gamma}(\text{Weisskopf estimate})}$$

K - hindrance factors were compiled by K.E.G Löbner [14], presented in dependency of the multipolarity of the transition and the $|\Delta K|$ values and compared with the 'empirical rule' of L.I. Rusinov [15] $\lg F_W = 2(|\Delta K| - \lambda)$. Evidently the experimental values showed a large straggling for each $|\Delta K|$ value at each multipolarity. Agreement with the 'Rusinov empirical rule' is more or less satisfactory for E2, E3, M2 and M4 transition, but disagreed significantly for E1, M1 and E4 transitions. Recently an updated compilation of hindrance factors was presented by F.G. Kondev et al. [16]. The results are shown similar to the style of presentation of Löbner in fig. 2.

Evidently two items are visible, already known from the presentation of Löbner:

- a) there is a general trend of increasing hindrance factors at increasing K difference
- b) in general transitions of lower multiplicities exhibit higher hindrance factors.

To get some quantitative measure for the hindrance we extracted mean hindrance factors $|\lg F_W|$ for each transition multipolarity at each K difference. The mean values were obtained by fitting a Gaussian to the data if sufficient amount of data was available or taking the 'mean value' in case of low statistics. In this case, however, values deviating significantly from the 'bulk' were not respected. The results are presented in table 1 and for E1, E2, (E3), M1 and M2 transitions are also shown in fig. 3.

The trends already indicated in fig. 2 are seen more clearly in fig. 3. But definitely there is no unique trend that would suggest a simple scaling of the mean hindrance factors $|\lg F_W|$ as a function of $|\Delta K|$ as it had been originally suggested by L.I. Rusinov [15], who suggested a relation $\lg F_W = 2(|\Delta K| - \lambda)$. But this item had already discussed by K.E.G. Löbner [14]. For the E2 and M2 transitions we observe roughly a linear increase of $|\lg F_W|$ at increasing $|\Delta K|$, but slopes are different. For E1 and M1 transitions the trend of increase seems to stop at $|\Delta K| \approx 6$ and be followed by a plateau or even a decrease up to $|\Delta K| \approx 10$, increasing again at $|\Delta K| > 10$. While for E1 transitions mean hindrance factors are higher than for E2 transitions in the whole range of $|\Delta K|$ values, the steep increase of the mean hindrance factors for M2 transitions suggest higher values than for M1 transitions at $|\Delta K| > 6$. Thus in general one may state that hindrance factors certainly depend on details of nuclear structure or structure of the K isomers and transition probabilities into lower lying levels and there is no simple relation between hindrance factors, K differences between initial and final states and multiplicities of the transitions.

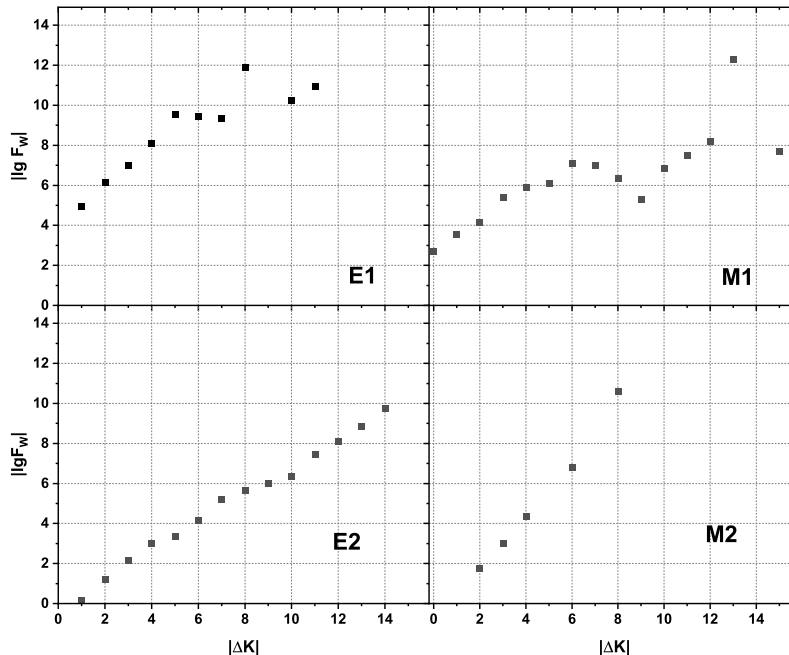


Fig. 3: Mean hindrance factors $|\lg F_W|$ for the decay of K isomers in dependence of the K difference $|\Delta K|$ of initial and final states for transitions of multiplicities E1, E2, M1, M2. Data are taken from [16].

4. Experimental aspects

To obtain detailed information on the decay path of K isomers measurement of the γ rays emitted during the deexcitation process is indispensable. The present technique for investigation of K isomers in the region $Z \geq 100$ is producing the nuclei of interest by complete fusion reactions, separate the fusion products ('evaporation residues' (ER)) in-flight from the primary beam by magnetic (gas-filled separators) or electromagnetic field arrangements (e.g. velocity filters) and implant the ER into an arrangement of silicon detectors ('stop detector') where their α decay or spontaneous fission (SF) - other radioactive decay modes do not play a role presently - is measured. Gamma rays are registered by an arrangement of Ge-detectors, placed close or around the stop detector. As production cross sections are low for these nuclei ($\sigma \leq 2 \mu\text{b}$) production rates are $\leq 10/\text{s}$ at beam currents of $1 \text{ p}\mu\text{A}$ (6×10^{12} projectiles/s). On the other hand, depending on the set-up, one has a high background (often $\gg 100/\text{s}$) of γ radiation at the focal plane. Sources are e.g. γ s from the environment, γ s from nuclear reactions at the target position or the 'beamstop', γ s from reactions with neutrons produced in nuclear reactions at the target position or the 'beamstop'. This simply means that one has to discriminate γ events from the decay of the isomeric state from background γ events. A possibility to do so is given by the fact that the decay pattern of a K isomer is usually complicated, i.e. decay of the isomer into the ground state occurs via a couple of steps, part of which are (highly) converted. So, following a technique applied at SHIP already at the end of the 1970ties [17], G.D. Jones suggested to use the conversion electrons (CE) registered in the 'stop detector' as a kind of 'calorimeter' [18]. Indeed, using this 'technique' one gets rid of the 'background' γ rays which are not in coincidence with CE. So, one is only concerned with two kinds of background: a) accidental coincidences between CE (or 'CE-like events') and γ s and b) CE - γ coincidence from 'other' nuclei. These could be 'neighbouring isotopes' also produced in the fusion-evaporation reactions (e.g. from $2n$ - deexcitation channel of the reaction $(^{208}\text{Pb}(^{48}\text{Ca}, 2n)^{254}\text{No})$, if the product of the $1n$ - deexcitation $(^{208}\text{Pb}(^{48}\text{Ca}, 1n)^{255}\text{No})$ is to be investigated), or isotopes produced in few nucleon transfer reactions and also passing the separator. These can be discriminated by correlations with the α decay or SF of the considered isotope, i.e. (CE, γ) - α /SF. So data analysis searching for K isomers will thus be investigation of correlations between the implanted nucleus (ER, implantation signal), decay of the

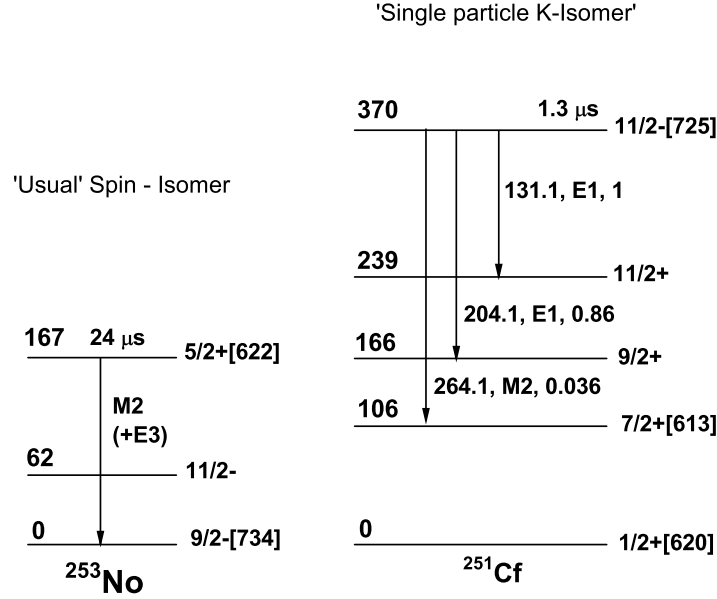


Fig. 4: Simplified decay schemes of $^{253m1}\text{No}$ [19] and ^{251m}Cf [20].

isomer ((CE, γ) coincidences) and radioactive decay of the isotope by α decay or SF, hence correlations ER - (CE, γ) - α /SF. Even more complicated decay paths, e.g. decay of isomer '1' into isomer '2' can be analyzed by correlations ER - (CE1, γ 1) - (CE2, γ 2) - α ,SF. Clearly, proceeding to heavier nuclei production rates become smaller and thus the observation of γ lines becomes less probable. Here it has been shown in recent years that observation of solely CE (ER - CE - α /SF) is sufficient for identification of a K isomer and measuring its half-life. But estimation of the excitation energy (here only limits can be given) and establishing decay pattern are hardly possible.

5. Single Particle K Isomers

As already mentioned above for nuclei with one unpaired nucleon the relation $\Omega = K$ is valid. So, formally, single particle isomers in well deformed nuclei may also be regarded as K - isomers. However, such a classification seems only meaningful, if the life-time or the decay are determined by the K - hindrance. To understand this issue, one should remind the above mentioned selection rule $\Delta K = |K_i - K_f| \leq \Delta L \leq \lambda$, where K_i, K_f denote the K-values of the initial and the final state, and ΔL the angular difference which finally defines the multipolarity of the transition. So in the case of single particle isomers one has to distinguish the two cases $K_i < K_f$ and $K_i > K_f$. As the Nilsson level K_f is the head of a rotational band with spins $\Omega (= K_f), \Omega + 1, \Omega + 2 \dots$, in the case of $K_i < K_f$ the angular momentum difference $\Delta L = |K_i - K_f|$ is the lowest within the rotational band, i.e. the transition $K_i \rightarrow K_f$ has the lowest multipolarity, so according to the definitions given above, there is no 'K-hindrance' and the transition $K_i \rightarrow K_f$ can be regarded as a 'usual' single particle transition.

Contrary to this situation in the case of $K_i > K_f$ angular momenta differences into excited members of the band are $\Delta L = K_i - K_f - n$ (with $n = 1, 2 \dots$) and thus are lower than $K_i - K_f$. This means, that transitions of lower multiplicities from the level of K_i into members of the rotational band built up on K_f are possible than for transitions into the bandhead having K_f . Consequently those transitions are 'K - hindered' according to the definitions given above. As illustrative examples (simplified) decay schemes for the isomers $^{253m1}\text{No}$ ($5/2^+[622]$) [19] and ^{251m}Cf ($11/2^- [725]$) [20] are shown in fig. 4.

In the case of $^{253m1}\text{No}$ the decay proceeds into the $9/2^- [734]$ ground-state via an M2 (with some E3 admixture). The half-life of $T_{1/2} = 24 \mu\text{s}$ is quite close to the value of $5.9 \mu\text{s}$ for a single particle transition obtained from a Weisskopf estimation [21]. In the case of ^{251m}Cf the decay of the isomeric state ($T_{1/2} = 1.3 \mu\text{s}$) essentially populates the $9/2^+$ and $11/2^+$ members of the rotational band built up on the $7/2^+[613]$ Nilsson level by strongly hindered E1 - transitions for which half-lives of $< 10^{-7} \mu\text{s}$ are

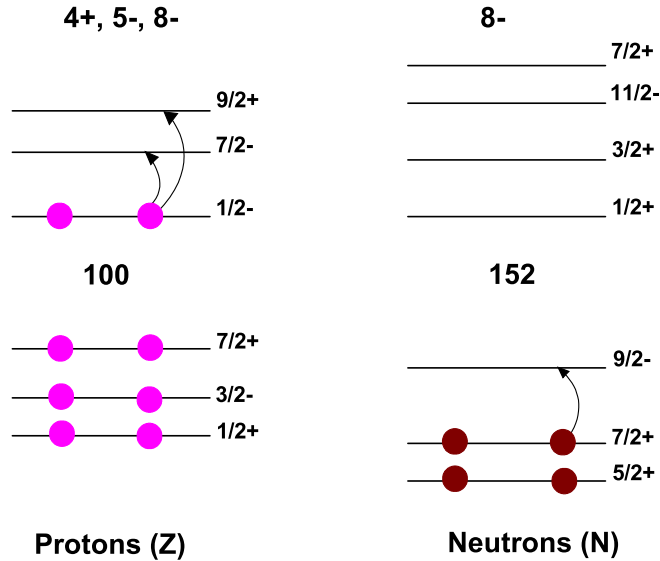


Fig. 5: Coupling schemes for protons and neutrons close to $Z = 100$ and $N = 152$ (schematically).

expected on the basis of Weiskopf estimation. The not K - hindered $M2$ transition into the bandhead is only weak with a relative intensity of 0.036.

6. 'Multi'-Quasiparticle K -Isomers

Although, as discussed in the previous section, formally, the cases mentioned there, have to be regarded as 'K isomers', still, speaking about K isomers usually high spin multi-quasiparticle states are meant. Thus in the following we will concentrate on such cases. The occurrence of those isomers is usually explained by breaking at least one nucleon pair and exciting at least one nucleon of each pair in a different level, while the different nucleons will couple their spins to high values of K .

The possibilities of 'nucleon coupling' is schematically shown in fig. 5. In left side of the figure proton levels are occupied up to the first level ($1/2^-$) above the expected shell gap at $Z=100$. Due to the relatively small energy gaps, after breaking the pair, one proton may be excited into the $7/2^-$ or into the $9/2^+$ states while the other one remains in the $1/2^-$ state. But it is also conceivable that both protons are removed from the $1/2^-$ state and one is excited into the $7/2^-$ level, the other one into the $9/2^+$ state, resulting in possible configurations $K^\pi = 4^+ (1/2^- \otimes 7/2^-)$, $5^- (1/2^- \otimes 9/2^+)$, $8^- (7/2^- \otimes 9/2^+)$. The right side shows the situation for neutrons occupying levels up to the $7/2^+$ one still lying below the shell gap at $N = 152$. After breaking the neutron pair one of them can be excited into the $9/2^-$ level, also lying below the $N = 152$ shell gap, resulting in the configuration $K^\pi = 8^-$. Due to the large energy difference excitation into a level above the $N = 152$ shell gap is less probable.

6.1 Early Investigations

First information on K isomers in the transfermium region came from A. Ghiorso et al. [22], who observed α decay of ^{250}Fm and ^{254}No correlated to mother activities of $T_{1/2} = 1.8 \pm 0.1$ s (^{250}Fm) and $T_{1/2} = 0.28 \pm 0.04$ s (^{254}No). They interpreted the 'mother activities' as isomeric states in the corresponding nuclei, decaying into the ground-state by internal transitions, but no information on excitation energies and decay pattern could be given. In [22] also possible configurations of the isomeric states were discussed. Possible two-neutron configurations were $\nu 7/2^+ [624] \downarrow \otimes \nu 9/2^- [734] \uparrow$ or $\nu 9/2^- [734] \uparrow \otimes \nu 7/2^+ [613] \uparrow$ both leading to $K^\pi = 8^-$ states. But also two-proton states were considered, $\pi 7/2^+ [633] \uparrow \otimes \pi 7/2^- [514] \downarrow$ leading to a $K^\pi = 7^-$ state for ^{250}Fm and $\pi 7/2^- [514] \downarrow \otimes \pi 9/2^+ [624] \uparrow$ leading to a $K^\pi = 8^-$ state for ^{254}No .

Calculations performed almost twenty years later for ^{250}Fm and ^{254}No by V.G. Solov'ev et al. [23] resulted in each three $K^\pi = 7^-$ and $K^\pi = 8^-$ 2-quasi-particle states in ^{250}Fm , namely:

- a) ($K^\pi = 7^-$) $\nu 5/2^+[622]\uparrow \otimes \nu 9/2^- [734]\uparrow$ (100%) at $E^* = 1.5$ MeV
- b) ($K^\pi = 7^-$) $\pi 7/2^- [514]\downarrow \otimes \pi 7/2^+ [633]\uparrow$ (99%) at $E^* = 1.53$ MeV
- c) ($K^\pi = 7^-$) $\nu 7/2^+ [624]\uparrow \otimes \nu 7/2^- [743]\downarrow$ (100%) at $E^* = 1.9$ MeV
- d) ($K^\pi = 8^-$) $\nu 7/2^+ [624]\downarrow \otimes \nu 9/2^- [734]\uparrow$ (100%) at $E^* = 0.8$ MeV
- e) ($K^\pi = 8^-$) $\nu 7/2^+ [613]\uparrow \otimes \nu 9/2^- [734]\uparrow$ (100%) at $E^* = 1.6$ MeV
- f) ($K^\pi = 8^-$) $\pi 7/2^- [514]\downarrow \otimes \pi 9/2^+ [624]\uparrow$ (99%) at $E^* = 1.7$ MeV

Calculations for ^{254}No resulted in three $K^\pi = 8^-$ 2-quasi-particle states at $E^* = (1-2)$ MeV, namely configurations:

- a) $\nu 7/2^+ [613]\uparrow \otimes \nu 9/2^- [734]\uparrow$ (99%) with a 1% $\pi 7/2^- [514]\downarrow \otimes \pi 9/2^+ [624]\uparrow$ admixture at $E^* = 1.4$ MeV
- b) $\pi 7/2^- [514]\downarrow \otimes \pi 9/2^+ [624]\uparrow$ (96%) with a 3% $\nu 7/2^+ [624]\uparrow \otimes \nu 9/2^- [734]\uparrow$ admixture at $E^* = 1.44$ MeV
- c) $\nu 7/2^+ [624]\downarrow \otimes \nu 9/2^- [734]\uparrow$ (97%) with a 3% $\pi 7/2^- [514]\downarrow \otimes \pi 9/2^+ [624]\uparrow$ admixture at $E^* = 1.7$ MeV.

Further studies on both K isomers, ^{250m}Fm and ^{254m}No , were performed by Yu.A. Lazarev et al. [24], who searched for fission branches, but they could only give upper limits of $b_{SF} \leq 8.2 \times 10^{-7}$ for ^{250m}Fm and $b_{SF} \leq 2.0 \times 10^{-3}$ for ^{254m}No .

Another K isomer was discovered in the course of a β^- decay study of ^{256}Es by H.L. Hall et al. [25]. They measured a half-life $T_{1/2} = 70 \pm 5$ ns for the previously known level at $E^* = 1425$ keV in ^{256}Fm , which they assigned to a $K^\pi = 7^-$ state. They also observed two delayed fission events, which they attributed to the decay of the isomer.

In late 2000 the first K isomer in the transfermium region decaying by α emission, ^{270m}Ds [26], was observed at the velocity filter SHIP at GSI, Darmstadt (Germany).

A breakthrough in K isomer spectroscopy came in the beginning of the 21st century, mainly thanks to higher available beam intensities for medium heavy projectiles like ^{48}Ca , fast and efficient separation of the evaporation residues from the primary beam, and the availability of Ge - detector set-ups of high detection efficiency. So γ spectroscopic investigation of ^{250m}Fm and ^{254m}No became possible. As an additional filter to discriminate between γ rays from the decay of the isomer and background radiation prompt coincidences between conversion electrons and γ rays were searched for as suggested by G.D. Jones et al. [18] following a technique that already had been applied by the end of the 1970ies at SHIP [17] (see sect. 4). First decay schemes of ^{254m}No were presented by R.-D. Herzberg et al. [27] at the RITU separator at the University of Jyväskylä (Finland) and by S.K. Tandel et al. [28] at the FMA separator at ANL, Argonne (USA). In both experiments another isomeric state ($^{254m2}\text{No}$) with a half-life of ≈ 170 μs was observed.

Short time later the first 'new' K isomer in the transfermium region, ^{252m}No [29] and the first even-Z - odd-A K isomer, $^{251m2}\text{No}$ [30] were discovered at SHIP by F.P. Heßberger et al., and a further K isomer, $^{253m2}\text{No}$, was identified at SHIP [31] and by A. Lopez-Martens et al. at the VASSILISSA separator at FLNR JINR, Dubna (Russia) [32].

These positive results initiated an intense search for K isomers in the transfermium (or 'superheavy element') region at many facilities.

An overview of the presently known 2 - quasiparticle - K isomers in even - even nuclei is shown in table 2, 4 - quasiparticle are presented in table 3 and an overview of odd-mass K isomers is given in table 4.

6.2 K isomers in ^{254}No

Decay of the K isomers in ^{254}No have been investigated at different facilities. After the pioneering experiments at RITU [27] and at the FMA [28] detailed studies have been performed at SHIP [33] and at the BGS at LNBL, Berkeley (USA) [36]. Still no unambiguous configuration or decay scheme were obtained so far.

In [27] and [28] the long-lived isomer $^{254m1}\text{No}$ (275 ms [33]) was assigned as the 2-quasi-proton state of the configuration $K^\pi = 8^-$ ($\pi 7/2^- [514]\downarrow \otimes \pi 9/2^+ [624]\uparrow$), while the short-lived isomer $^{254m2}\text{No}$ (174 μs [33]), the decay of which was characterized by two intense γ lines of $E = 134$ keV and $E = 605$ keV, was attributed to a 4-quasi-particle state of spin and parity $K^\pi = 16^+$ [27] or $K^\pi = 14^+$ [28]. The decay of the $K^\pi = 8^-$ isomer was assumed to occur via a rotational band built up on a $K^\pi = 3^+$ 2-quasi-proton state of the configuration $\pi 1/2^- [521]\downarrow \otimes \pi 7/2^- [514]\downarrow$ into the ground-state rotational band. The decay of the $K^\pi = 16^+$ (14^+) isomer was found to populate the $K^\pi = 8^-$ isomer. While in [27] the decay path was left open, in [28] it was assumed, that the decay of $^{254m2}\text{No}$ would populate a rotational band built up on $^{254m1}\text{No}$. The strong 605-keV line was not assigned to the decay of $^{254m2}\text{No}$ but from a level

Tab. 2: ‘Safely’ identified 2-quasiparticle - K isomers in even-even nuclei

Isotope	E^*/MeV	half-life	decay mode	(assumed) spin/parity	(assumed) configuration	Reference
^{270m}Ds	≈ 1.13	$6.0^{+8.2}_{-2.2}\text{ms}$	α	$\nu 9^-$ $\nu 10^-$	$\nu 11/2^- [725] \uparrow \otimes \nu 7/2^+ [613] \uparrow$ $\nu 11/2^- [725] \uparrow \otimes \nu 9/2^+ [615] \downarrow$	[26]
^{266m}Hs		74^{+354}_{-34}ms	α			[74]
^{254m}Rf		$4.7 \pm 1.1 \mu\text{s}$	IT, SF ?	$\nu 8^-$	$\nu 9/2^- [734] \uparrow \otimes \nu 7/2^+ [624] \downarrow$	[54]
$^{256m1}\text{Rf}$	≈ 1.120	$25 \pm 2 \mu\text{s}$	IT	$\pi 5^-$	$\pi 1/2^- [521] \downarrow \otimes \pi 9/2^+ [624] \uparrow$	[65, 66, 67] [68, 69]
$^{256m2}\text{Rf}$	≈ 1.40	$17 \pm 2 \mu\text{s}$	IT	$\pi 8^-$	$\pi 7/2^- [514] \downarrow \otimes \pi 9/2^+ [624] \uparrow$	[65, 66, 67] [68, 69]
$^{258m1}\text{Rf}$		$2.4^{+2.4}_{-0.8}\text{ms}$	IT			[70]
$^{258m2}\text{Rf}$		$15 \pm 10 \mu\text{s}$	IT			[70]
^{250m}No		$43^{+22}_{-15}\mu\text{s}$	IT	$\nu 6^+$	$\nu 5/2^+ [622] \uparrow \otimes \nu 7/2^+ [624] \downarrow$	[59, 61]
^{252m}No	1.254	$110 \pm 10\text{ms}$	IT	$\nu 8^-$	$\nu 9/2^- [734] \uparrow \otimes \nu 7/2^+ [624] \downarrow$	[52]
$^{254m1}\text{No}$	1.295	$275 \pm 7\text{ms}$	IT SF $((2.0 \pm 1.2) \times 10^{-4})$ α $(\leq 1 \times 10^{-4})$	$\nu 8^-$	$\nu 7/2^+ [624] \downarrow \otimes \nu 9/2^- [734] \uparrow$	[33, 36]
^{256m}No		$7.8^{+8.3}_{-2.6}\mu\text{s}$ $11.9^{+21.7}_{-4.3}\mu\text{s}$	IT IT	$\nu 5^-$ $\nu 7^-$	$\nu 11/2^- [725] \uparrow \otimes \nu 1/2^+ [620] \uparrow$ $\nu 11/2^- [725] \uparrow \otimes \nu 3/2^+ [622] \downarrow$	[64]
^{248m}Fm		$10.1 \pm 0.6\text{ms}$	IT			[51]
^{250m}Fm	1.199	$1.92 \pm 0.05\text{s}$	IT	$\nu 8^-$	$\nu 9/2^- [734] \uparrow \otimes \nu 7/2^+ [624] \downarrow$	[50]
^{256m}Fm	1.425	$70 \pm 5\text{ns}$	IT, SF ($\approx 2 \times 10^{-5}$)	$\nu 7^-$		[25]
^{246m}Cm	1.179	1.12 ± 0.24	IT	$\nu 8^-$	$\nu 9/2^- [734] \uparrow \otimes \nu 7/2^+ [624] \downarrow$	[39, 41, 45] [46, 47]
^{248m}Cm	1.461	$146 \pm 18 \mu\text{s}$	IT	$\nu 8^-$ $\nu 8^-$	$\nu 7/2^+ [624] \downarrow \otimes \nu 9/2^- [734] \uparrow$ $\nu 7/2^+ [613] \downarrow \otimes \nu 9/2^- [734] \uparrow$	[47]
^{244m}Pu	1.216	$1.75 \pm 0.12\text{s}$	IT	$\nu 8^-$	$\nu 9/2^- [734] \uparrow \otimes \nu 7/2^+ [624] \downarrow$	[38]

* see table 4

Tab. 3: ‘Safely’ identified 4-quasiparticle - K isomers in even-even nuclei

Isotope	E^*/MeV	half-life / μs	K^π	(assumed) configuration	Reference
^{250}Fm	≥ 1.530	8 ± 2	-	-	[26]
^{254}No	2.914	$108 \pm 13 \mu\text{s}$	16^+	$\pi 7/2^- [514] \downarrow \otimes \pi 9/2^+ [624] \uparrow \otimes \nu 7/2^+ [624] \uparrow \otimes \nu 9/2^- [734] \uparrow$	[33, 111]
^{254}Rf	-	$247 \pm 73 \mu\text{s}$	16^+	$\pi 7/2^- [514] \downarrow \otimes \pi 9/2^+ [624] \uparrow \otimes \nu 7/2^+ [624] \downarrow \otimes \nu 9/2^- [734] \uparrow$	[54, 111]

Tab. 4: ‘Safely’ identified multi - quasiparticle - K isomers in odd-mass nuclei. For K isomers in ^{253}Rf see table 8.

Isotope	E^*/MeV	half-life	(assumed) K^π	(assumed) configuration	Reference
^{249m}Md	≥ 0.910	2.4 ± 0.3 ms	$19/2^-$	$\pi 7/2^- [514] \downarrow \otimes \nu 5/2^+ [622] \uparrow \otimes \nu 7/2^+ [624] \downarrow$	[79]
^{251m}Md	≥ 0.844	1.37 ± 0.6 s	$23/2^+$	$\pi 7/2^- [514] \downarrow \otimes \nu 7/2^+ [624] \downarrow \otimes \nu 9/2^- [734] \uparrow$	[79]
$^{251m2}\text{No}$	≥ 1.7	≥ 2 μs			[30]
$^{253m2}\text{No}$	≥ 1.36	715 ± 3 μs	$25/2^+$	$\nu 9/2^- [734] \uparrow \otimes \pi 7/2^- [514] \downarrow \otimes \nu 9/2^+ [624] \downarrow$	[31, 32, 82, 83]
	(≥ 1.24)		$19/2^+$	$\nu 9/2^- [734] \uparrow \otimes \pi 1/2^- [514] \downarrow \otimes \nu 9/2^+ [624] \downarrow$	[82]
$^{255m2}\text{No}$	≈ 1.3	2 ± 1 μs ($1.2_{-0.4}^{+0.6}$ μs)	$21/2^+$	$\pi 9/2^+ [624] \uparrow \otimes \pi 1/2^- [521] \downarrow \otimes \nu 11/2^- [725] \uparrow$	[33, 90, 93]
$^{255m3}\text{No}$	≥ 1.5	92 ± 13 μs	$27/2^+$	$\pi 9/2^+ [624] \uparrow \otimes \pi 7/2^- [514] \downarrow \otimes \nu 11/2^- [725] \uparrow$	[33, 90, 93]
		77 ± 6 μs			
$^{255m4}\text{No}$	> 2.5	5 ± 1 μs			[93]
$^{255m2}\text{Lr}$	> 1.6 (1.41)	1.81 ± 0.2 ms	$25/2^+$	$\pi 7/2^- [514] \downarrow \otimes \nu 11/2^- [725] \uparrow \otimes \nu 7/2^+ [624] \downarrow$	[94, 95, 98]
$^{255m3}\text{Lr}$	0.74	10-100 ns	$15/2^+$	$\pi 1/2^- [521] \downarrow \otimes \pi 7/2^- [514] \downarrow \otimes \pi 9/2^+ [624] \uparrow$	[98]
$^{255m2}\text{Rf}$	1.103	15_{-4}^{+6} μs	$19/2^+$	$\nu 9/2^- [734] \uparrow \otimes \pi 1/2^- [521] \downarrow \otimes \pi 9/2^+ [624] \uparrow$	[103, 104]
		29_{-5}^{+7} μs			[104]
$^{255m3}\text{Rf}$	1.303	38_{-7}^{+12} μs	$25/2^+$	$\nu 9/2^- [734] \uparrow \otimes \pi 7/2^- [514] \downarrow \otimes \pi 9/2^+ [624] \uparrow$	[103, 104]
		49_{-10}^{+13} μs			[104]
$^{257m2}\text{Rf}$	1.085	106_{-}^{+} μs	$21/2^+$		[65, 105, 66, 88]

slightly below it.

The more detailed study at SHIP [33] confirmed the data of the previous studies. In addition a weak transition of $^{254m1}\text{No}$ into the ground-state rotational band (8^+ - state) was observed. Also the assumption of populating a rotational band built up on $^{254m1}\text{No}$ by decay of $^{254m2}\text{No}$ [28] was in-line with the data measured in [33]. Again the 605-keV lines was not assigned to the decay of $^{254m2}\text{No}$, for which in [33] also spin and parity $K^\pi = 16^+$ was considered, but from an intermediate state populated by the decay of the isomer. The reason for this interpretation was the observation of a 605-keV γ -transition in in-beam investigations at the RITU separator at Jyvaskylä in prompt coincidence with ^{254}No evaporation residues [34]. Thus it should be emitted from a level with a life-time of $< 1\mu\text{s}$. The decay scheme suggested in [33] is shown in fig. 6 (including some modifications discussed in the following). In addition decay of $^{254m1}\text{No}$ by α emission and spontaneous fission was searched for in [33]. Small branches of $b_\alpha \leq 1 \times 10^{-4}$ and $b_{sf} = (2.0 \pm 1.2) \times 10^{-4}$ were identified.

A closer inspection of the $E = 605$ keV line observed in the in-beam experiments, however showed, that it rather is a line doublet composed of the $E = 604.21$ keV and $E = 608.35$ keV lines from transitions between excited states ^{74}Ge populated by $^{74}\text{Ge}(n,n'\gamma)$ reactions with the detector material and γ decays of the primarily populated states [35].

A follow-up study at the BGS at LNBL confirmed the data obtained in the previous studies, but came to another conclusion on the configuration of $^{254m1}\text{No}$ and the decay path of $^{254m2}\text{No}$ [36]. $^{254m1}\text{No}$ was still assigned as a $K^\pi = 8^-$ but interpreted as a 2-quasi-neutron state of the configuration $\nu 9/2^- [734] \uparrow \otimes \nu 7/2^+ [624] \downarrow$ or $\nu 9/2^- [734] \uparrow \otimes \nu 7/2^+ [613] \uparrow$. The decay of the $K = 16^+$ isomer $^{254m2}\text{No}$ was now interpreted not to populate directly the rotational band built up on $^{254m1}\text{No}$, but via a rotational band built up on a $K = 10^+$ state with the configuration $\nu 9/2^- [734] \uparrow \otimes \nu 11/2^- [725] \downarrow$. An experimental hint for this interpretation was the observation of $\gamma - \gamma$ coincidences for events within the $E = 133$ keV line, which had not been observed in the previous studies [27, 28, 33] due to less ‘statistics’. This finding proved the existence of two γ of $E \approx 133$ keV within the decay path of $^{254m2}\text{No}$, which was not in-line with the assumption of a ‘direct’ decay into the rotational band built up on $^{254m1}\text{No}$. The prompt decays from the $K^\pi = 10^+$ 2-neutron-quasiparticle state into members of the rotational band built up on the $K^\pi = 8^-$ suggested that the latter would also be 2-neutron-quasiparticle state. The decay scheme proposed in [36] is shown in fig. 6b.

However, measurements of $E2 / M1$ - strengths by means of γ - und conversion electron (CE) spectroscopy performed at the RITU separator in Jyvaskylä [35] indicated that the decay path of $^{254m2}\text{No}$ suggested in [36] is not compatible with the data, i.e. is unlikely, thus supporting the decay path suggested in [33]. On the other hand they showed that a 2-quasi-neutron configuration is more likely for the $K^\pi = 8^-$ isomer [35]. A modified decay scheme from [33] giving credit to the results in [35] is shown in fig. 6a.

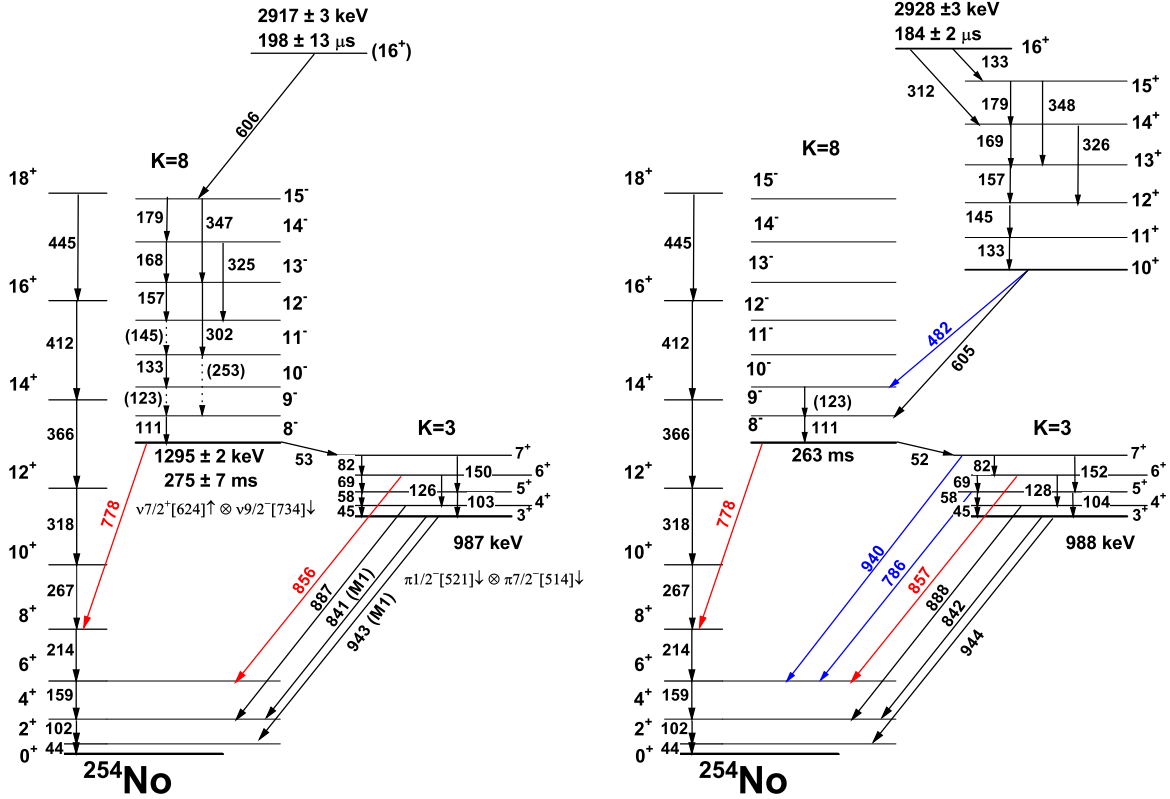


Fig. 6: Left hand side: Decay scheme of $^{254m1,m2}\text{No}$ as suggested by F.P. Heßberger et al. (modified version from [33], see text for details); right hand side: Decay scheme of $^{254m1,m2}\text{No}$ as suggested by R.M. Clark et al. [36].

Summarizing the discussion above, one has to state, that there is presently agreement in interpretation of the $K^\pi = 8^-$ isomer $^{254m1}\text{No}$ as a 2-quasi-neutron configuration and its decay path seems clear. The shortlived isomer $^{254m2}\text{No}$ obviously is a $K^\pi = 16^+$ state, while its decay path is still under discussion. But certainly some more precise measurements collecting higher 'statistics', which is not so hard to achieve will solve the problem.

In a recent review article by A. Lopez-Martens et al. [37] γ spectra from the decay of both isomers, but no further information or details on the structure or decay paths are given.

6.3 K isomers in N = 150 isotones ^{244}Pu , ^{246}Cm , ^{248}Cf , ^{250}Fm , ^{252}No , and ^{254}Rf

K isomer in ^{244}Pu

The observation of a K isomer in ^{244}Pu was reported by S.S. Hota et al. [38]. It was settled at $E^* = 1216$ keV. It was interpreted to decay with comparable intensities (see fig. 1 in [38], but no values are given) either into the 8^+ state of the ground-state rotational band or into the 7^- state of an octupole band. In analogy to the heavier N = 150 isotones (^{246}Cm [39], ^{250}Fm [50], ^{252}No [52]) they assigned a $K^\pi = 8^-$ state (configuration $\nu 7/2^+ [624] \downarrow \otimes \nu 9/2^- [734] \uparrow$). A half-life of $T_{1/2} = 1.75 \pm 0.12$ s was reported.

K isomer in ^{246}Cm

First identification of a K isomeric state in ^{246}Cm was reported by P.R. Fields et al. [39], which was populated by β^- - decay of ^{246}Am ($T_{1/2} = 39$ min). Based on calculations of C.J. Gallagher and V.G. Soloviev [40] it was assigned as a 2-neutron-quasiparticle state with spin and parity $K^\pi = 8^-$ and the configuration $\nu 7/2^+ [624] \downarrow \otimes \nu 9/2^- [734] \uparrow$. An excitation energy of $E^* = 1181$ keV was given, but no half-life was reported. The decay scheme published in [39] is shown in fig. 7 left side). Evidently the decay of the K isomer is connected with two high energy γ transitions; the stronger line of $E = 680$ keV ($I_{rel} = 1$) was assigned as the decay of the $K^\pi = 8^-$ isomer into the 8^+ state of the ground-state rotational band, the weaker line $E = 757$ keV ($I_{rel} = 0.25 \pm 0.02$) was attributed to the decay of a tentative 6^- level, populated by an assumed 127.5 keV transition $8^- \rightarrow 6^-$, into the 6^+ level of ground-state rotational band.

Tab. 5: γ transition in the decay of $N = 150$ isotones

Transition	E_γ/keV (^{246}Cm) [46]	E_γ/keV (^{250}Fm) [50]	E_γ/keV (^{252}No) [52]
$8^- \rightarrow 8^+$	679.2	682.3	710.4
$8^- \rightarrow 7^-$	128.2	(23)	(25)
$8^- \rightarrow 6^-$	-	-	107.3
$7^- \rightarrow 8^+$	628.8	-	685.1
$7^- \rightarrow 6^+$	833.8	871	909.8
$6^- \rightarrow 6^+$	756.5	789	826.9
$5^- \rightarrow 6^+$	685.1	-	-
$5^- \rightarrow 4^+$	838.5	876	920.1
$4^- \rightarrow 4^+$	781.2	818	860.6
$3^- \rightarrow 4^+$	734.4	-	(816)
$3^- \rightarrow 2^+$	833.6	871	(920)
$2^- \rightarrow 2^+$	798.8	836	883.0
$7^- \rightarrow 5^-$	148.5	153	156.0
$7^- \rightarrow 6^-$	-	82	-
$6^- \rightarrow 4^-$	128.2	129	133.2
$5^- \rightarrow 3^-$	-	-	107.5
$4^- \rightarrow 3^-$	-	49	-

A more detailed study on the decay of the $K^\pi = 8^-$ state was shortly after performed by L.G. Multhauf et al. [41]. They identified the 6^- state decaying by the 756 keV transition as a member of an octupole band built up on a $K^\pi = 2^-$ state at $E^* = 841.70$ keV on the basis of theoretical predictions and earlier suggestions [42, 43, 44]. The decay scheme presented by L.G. Multhauf et al. is shown in fig. 7 (right hand side). This interpretation was later supported by studies of S.W. Yates et al. [45].

Further studies were performed by A.P. Robinson et al. [46] and U. Shirwadkar et al. [47] at the Argonne National Laboratory, Argonne (USA). Robinson et al. also populated the isomeric state by β^- - decay of ^{246}Am ($T_{1/2} = 39$ min), but obtained a more detailed decay pattern, settled the isomer at an excitation energy of $E^* = 1179.7$ keV, but also did not report a half-life. U. Shirwadkar et al. produced the isomer by a 2n- transfer reaction in bombardments of ^{248}Cm targets with a beam of ^{209}Bi . They confirmed the decay pattern of [46] and in addition measured a half-life of $T_{1/1} = 1.12 \pm 0.24$ s.

K isomer in ^{248}Cf

The situation is less clear in ^{248}Cf . Using the $^{249}\text{Cf}(d,t)^{248}\text{Cf}$ reaction K. Katori et al. [48] observed an excited level at $E^* = 1261$ keV which they (tentatively) assigned as a $K^\pi = 8^-$ state having a configuration $\nu 7/2^+ [624] \downarrow \otimes \nu 9/2^- [734] \uparrow$. However, no half-life was measured and also no decay scheme was presented, as their experiment was not laid out for γ -ray measurements.

Recently the nuclear structure of ^{248}Cf was investigated via in-beam spectroscopy at the Tokai Tandem Accelerator Laboratory of the Japanese Atomic Energy Agency (JAEA) at Tokai, Japan by R. Orlandi et al. [49]. Besides measuring the life-time of the already known $I^\pi = 2^-$ collective state at $E^* = 592$ keV, two new isomeric states were identified. The higher lying one, at $E^* = 950 \pm 300$ keV has a half-life of $T_{1/2} = 11.6 \pm 0.3$ ns. It feeds an isomeric state at $E^* = 900 \pm$ keV with a half-life of $T_{1/2} > 140$ ns by an $E = 48$ keV transition. As candidates for the latter a 2-proton-quasiparticle configuration $K^\pi = 5^-$ or a 2-neutron-quasiparticle configuration $K^\pi = 8^-$, forming a K isomeric state in ^{246}Cm , ^{250}Fm , and ^{252}No , were considered. Since due to the applied experimental technique (in-beam spectroscopy) neither the half-life nor the decay could be measured, no further conclusions could be done.

K isomer in ^{250}Fm

A K isomer in ^{250}Fm was first identified by A. Ghiorso et al. [22]. They reported a half-life of $T_{1/2} = 1.8 \pm 0.1$ s, but due to the experimental technique used in [22] neither the excitation energy could be measured nor a decay scheme could be established.

A short time after discovery of a K isomer in ^{252}No results from a decay study of ^{250}Fm based on γ -ray spectroscopy were reported by P. Greenlees et al. [50]. The experiment was performed at the K130 cyclotron at the University of Jyväskylä. The isotope was produced in the reaction $^{204}\text{Hg}(^{48}\text{Ca}, 2n)^{250}\text{Fm}$ and separated from the primary beam by the gas-filled separator RITU. The decay was measured using the GREAT spectrometer, installed in the focal plane of RITU.

They measured a half-life of $T_{1/2} = 1.92 \pm 0.05$ s, confirming the results of A. Ghiorso et al. [22] and settled the excitation energy at $E^* = 1199.2$ keV. The decay scheme showed strong similarities with those of ^{246m}Cm [41, 46, 47] and ^{252m}No [52]. It is shown in fig. 8, γ energies and assigned transitions are given

in table 5. The isomer was settled as in the cases of ^{246m}Cm and ^{252m}No as a 2-neutron-quasiparticle configuration $\nu 7/2^+[624]\downarrow \otimes \nu 9/2^- [734]\uparrow$ resulting in a $K^\pi = 8^-$ state. This assignment was supported by comparison of experimental and theoretical ratios of reduced transition probabilities $B(M_1)/B(E_2)$ for transitions from states of initial spins and parities $I^\pi = 14^-, 15^-, 16^-$ within the band built up on the isomer. The experimental values $(B(M_1)/B(E_2))_{exp} = 0.2-0.3$ rather fit to those expected for a 2-neutron-quasiparticle configuration, $(B(M_1)/B(E_2))_{theo} = 0.32-0.38$ than for a possible 2-proton-quasiparticle configuration $\pi 9/2^+[624]\uparrow \otimes \pi 7/2^- [514]\downarrow$, $(B(M_1)/B(E_2))_{theo} = 0.67-0.77$ [50]. Within the study of ^{250m}Fm a second isomeric state with a half-life of $T_{1/2} = 8 \pm 2 \mu\text{s}$ ($^{250m2}\text{Fm}$) was observed by ER - CE1 - CE2 - α correlations [51]. Thus it can be assumed that decay of the short-lived isomer (at least partly) populates the long-lived (1.92 s) isomer. A population probability of $6 \pm 3\%$ was estimated. From the energy distribution of the coincident CE its excitation energy can be assumed to be at least 350 keV above that of the 1.92 s isomer, i.e. $E^* \geq 1530$ keV. No information about the decay path or the configuration is given in [51].

K isomer in ^{252}No

A K isomeric state in ^{252}No was first reported in [29]. Due to contaminations from decay of nuclei produced in a preceding irradiation the γ lines at $E^* < 150$ keV could not be unambiguously identified. So, a follow-up experiment was performed at SHIP to obtain more precise data [52]. The excitation energy was estimated as $E^* = 1254$ keV. Based on the interpretation of the decay of ^{246m}Cm by L.G. Multhaus et al. [41] the decay of the isomer was suggested to occur essentially via a band built up on a $K^\pi = 2^-$ state at $E^* = 929$ keV, while the ground-state rotational band is only weakly populated by an $8^- \rightarrow 8^+$ transition of $E = 710.4$ keV, whereas the corresponding γ transitions in ^{246}Cm (679.2 keV) [41] and ^{250}Fm (682.3 keV) [50] appear much stronger (please note: only in [41] a relative intensity is given). The decay scheme presented by B. Sulignano et al. [52] is shown in fig. 8.

The results of [52] were short time later confirmed by A.P. Robinson et al. [46]. Further information on the structure of the isomeric state was obtained in an in-beam study performed at the RITU - separator at the University of Jyväskylä, Finland, where the rotational band built up on the $K^\pi = 8^-$ state up to $I^\pi = 22^-$ was observed [53]. Based on the relationship between the gyromagnetic factor g_k and the M1 / E2 intensity ratio $I(M1)/I(E2)$ it was shown that the latter (precisely: the range of the experimental values) was rather compatible with the value $g_k = 0.01$ expected for the already previously assumed 2-neutron-quasiparticle configuration $\nu 7/2^+[624]\downarrow \otimes \nu 9/2^- [734]\uparrow$ than with the value $g_k = 1.01$ expected for the 2-proton-quasiparticle configuration $\pi 9/2^+[624]\uparrow \otimes \pi 7/2^- [514]\downarrow$ leading also to a $K^\pi = 8^-$ state [53].

K isomer in ^{254}Rf

First indication of a K isomer in the next heavier $N=150$ isotope was found in an experiment performed at the FMA at ANL, Argonne, USA, where in four of 28 cases low energy signals were registered inbetween the implantation of the ^{254}Rf residue produced in the reaction $^{206}\text{Pb}(^{50}\text{Ti}, 2n)^{254}\text{Rf}$ into a double-sided silicon strip detector and the spontaneous fission of the ground-state [54] ($T_{1/2} = 23 \pm 3 \mu\text{s}$ [55]). These signals were assigned to conversion electrons emitted during the decay of an isomeric state. A more detailed study was performed in a follow-up experiment at the BGS at LBNL, Berkeley, USA. Isomeric states were searched for by analyzing ER - CE - SF correlations. Two activities of $T_{1/2} = 4.7 \pm 1.1 \mu\text{s}$ and $T_{1/2} = 247 \pm 73 \mu\text{s}$ were observed. In seven cases correlations ER - CE1 - CE2 - SF were registered and interpreted as events from feeding the short-lived isomer by decay of the long-lived one [54]. Also a couple of γ events were observed in prompt coincidence with CE assigned to the decay of the short-lived isomer: $E_\gamma = 893$ keV (5 events), $E_\gamma = 853$ keV (3 events), and $E_\gamma = 829$ keV (5 events). As $E_\gamma = 893$ keV is similar to the energy of the $7^- \rightarrow 6^+$ transition in the lighter $N=150$ isotones ^{250}Fm (871 keV) and ^{252}No (909 keV) one may speculate that this line represents also the $7^- \rightarrow 6^+$ transition in ^{254}Rf . But certainly the data presented in [54] are too scarce to construct a decay scheme. Nevertheless the authors present possible configurations on the basis of calculations. The short-lived isomer is attributed to 2-neutron-quasiparticle configuration $\nu 7/2^+[624]\downarrow \otimes \nu 9/2^- [734]\uparrow$ leading to a $K^\pi = 8^-$ state as also in the lighter isotones, the long-lived isomer is attributed to a 4-quasiparticle configuration $\nu^2 (7/2^+[624], 9/2^- [734]) \otimes \pi^2 (7/2^- [514], 9/2^+[624])$ leading to a $K^\pi = 16^+$ state [54].

The most striking feature, however, was the steep decrease of the half-lives. While those of ^{246}Cm (1.12 s) and ^{250}Fm (1.92 s) are comparable a decrease by a factor of ≈ 17 is observed from ^{250}Fm to ^{252}No (111 ms) and even by a factor of ≈ 24000 from ^{252}No to ^{254}Rf (4.7 μs). As possible reasons for that behavior the authors give a decrease of the hindrance of the M1 decay branch from the $K^\pi = 8^-$ isomer into the $I^\pi = 7^-$ state of the octupole band and/or that the $K^\pi = 8^-$ isomer and the $I^\pi = 8^-$ state of the octupole band might be very close in energy leading to an accidental configuration mixing resulting in a shorter half-life.

6.4 K isomers in even-even nuclei with $Z \geq 98$

Besides the cases discussed above search for K isomers was performed in most of the experimentally accessible nuclei in the region $Z \geq 100$. In all cases the isomers essentially were identified via measuring the conversion electrons, in general only little numbers of γ rays were observed. The collected data were in most cases not sufficient for establishing well based configurations and decay schemes, however, in some cases (very speculative) partial decay schemes and configurations were presented.

K isomer in ^{248}Cm

The observation of a K isomer in ^{248}Cm was reported by U. Shirwadkar et al. [47]. They gave a half-life of $T_{1/2} = 146 \pm 18 \mu\text{s}$, the excitation energy was settled at $E^* = 1461 \text{ keV}$. The isomer was assigned as a $K^\pi = 8^-$ state, as possible configurations 2-quasi-neutron states ($\nu 7/2^+ [613] \uparrow \otimes \nu 9/2^- [734] \uparrow$ or $\nu 7/2^+ [624] \downarrow \otimes \pi 9/2^- [734] \uparrow$) were considered. The decay occurred with similar intensities either directly into the 8^+ state of the ground-state rotational band ($E_\gamma = 954 \text{ keV}$) or by an unobserved 7 keV-transition into the 8^+ - state of a γ vibrational band (bandhead 2^+ at $E^* = 1048 \text{ keV}$). The further decay occurred from the 8^+ and 6^+ states of the γ vibrational band into the corresponding level of the ground-state rotational band, i.e. $8^+ \rightarrow 8^+$ ($E_\gamma = 947 \text{ keV}$) or $6^+ \rightarrow 6^+$ ($E_\gamma = 985 \text{ keV}$).

Search for a K isomer in ^{246}Fm

A K isomer was searched for in ^{246}Fm at SHIP, GSI using the production reaction $^{208}\text{Pb}(^{40}\text{Ar}, 2n)^{246}\text{Fm}$ [56]. Although a quite high number of ^{246}Fm nuclei were produced, about 31000 α decays were observed, no signature for a K isomer in the half-life range between some microseconds and about 100 milliseconds was found applying the method of ER - (CE, γ) - $\alpha(^{246}\text{Fm})$ correlation.

K isomer in ^{248}Fm

An isomeric state in ^{248}Fm was observed at the RITU - separator, University of Jyväskylä, using the production reaction $^{202}\text{Hg}(^{48}\text{Ca}, 2n)^{248}\text{Fm}$. It was identified via ER - CE - $\alpha(^{248}\text{Fm})$ correlations [51]. A half-life of $T_{1/2} = 10.1 \pm 0.6 \text{ ms}$ was measured. Also a few γ events, forming γ lines of $E = 808 \text{ keV}$ and $E = 904 \text{ keV}$ were registered. These data, however, were not sufficient to establish a decay pattern.

K isomer in ^{250}No

A spontaneous fission activity of $T_{1/2} = 36_{-6}^{+11} \mu\text{s}$ was observed by Yu.Ts. Oganessian et al. [57] in bombardments of $^{204,206}\text{Pb}$ with ^{48}Ca and attributed to the decay of ^{250}No . Further investigations of A.V. Belozarov et al. [58] resulted in a splitting of the SF activity into two components with half-lives of $T_{1/2} = 5.6_{-0.7}^{+0.9} \mu\text{s}$ and $T_{1/2} = 54_{-9}^{+14} \mu\text{s}$. Tentatively the shorter lived activity was assigned to ^{250}No , the longer lived one to ^{249}No . However, it was not excluded, that both components could also be assigned to the same isotope, i.e. the decay of the ground-state and of an isomeric state. The latter assumption was proven in an experiment performed at the FMA at ANL, Argonne by D. Peterson et al. [59]. The authors unambiguously could assign both activities to the same mass number $A = 250$. They (tentatively) assigned the shorter lived component ($T_{1/2} = 3.7_{-0.8}^{+1.1} \mu\text{s}$) to the ground-state and the longer lived one ($T_{1/2} = 43_{-15}^{+22} \mu\text{s}$) to the isomer, for which they assumed a 2-neutron - quasiparticle configuration $\nu 5/2^+ [622] \uparrow \otimes \nu 7/2^+ [624] \downarrow$ leading to a $K^\pi = 6^+$ state. It was, however, not possible to decide if the isomeric state undergoes SF or decays by internal transitions into the ground state, and the measured half-life of the SF activity is that of the ground-state delayed by the decay of the isomer.

To clarify the assignment and to search for a fission branch two more experiments were performed, one at the RITU - separator at the University of Jyväskylä [60], and one at the gasfilled-separator TASCA at GSI, Darmstadt [61]. In both experiments digital electronics was used for identifying CE, as a signature for internal transitions, in between implantation of the ER and the fission event. In both experiments it was clearly shown, that the longer lived isomeric state decays into the shorter lived as already assumed in [59]. Another feature of both experiments was search for direct fission of the isomeric state. In [60] a population probability of 0.41 ± 0.13 , a relatively large upper limit of ≈ 0.5 for the fission branch, and an upper limit of 0.044 (including the data of [58] 0.029) for the α branch were obtained.

In [61] also no unambiguous indication of SF of ^{250m}No was observed and a considerably lower upper limit for SF of $b_{sf} \leq 0.035$ was reported. Also a lower population probability of 0.17 ± 0.03 was obtained; in addition in that study indication of a so far unknown higher-lying isomeric state ($^{250m2}\text{No}$) with a half-life of $T_{1/2} = 0.7_{-0.3}^{+1.4} \mu\text{s}$ on the basis of two registered ER - CE(1) - CE(2) - SF correlation was obtained, which decays via the known isomeric state (now denoted as $^{250m1}\text{No}$) into the ground-state [61].

In a recent study at the SHELS separator at FLNR JINR, Dubna (Russia) more than an order of mag-

nitide higher number of SF of ^{250}No was registered [62]. Also four γ lines of $E = 115, 176, 914, 1090$ keV were observed. Due to energy values similar to the $4^+ \rightarrow 2^+$ and the $6^+ \rightarrow 4^+$ transition energies within the ground-state rotational band of ^{252}No (108, 167 keV) and ^{254}No (101, 159 keV) [63], the low energy γ lines were (tentatively) attributed to transitions within the ground state rotational band of ^{250}No . No further discussion on the decay path, nor on SF of $^{250m1}\text{No}$ are presented in [62]. It was, however, pointed to the result that the energy difference $\Delta E = (1090-914)$ keV = 176 keV [62], i.e. is the same as for the candidate for the $6^+ \rightarrow 4^+$ transition. So it seems possible that the high energy γ lines stem from the decay of the same level, populating the 6^+ and 4^+ of the ground state rotational band. Possible candidates for such an emitting level could be an $I^\pi = 5^+$ (M1 transitions $5^+ \rightarrow 6^+$, $5^+ \rightarrow 4^+$) or an $I^\pi = 5^-$ (E1 transitions $5^- \rightarrow 6^+$, $5^- \rightarrow 4^+$) state.

K isomer in ^{256}No

An isomeric state in ^{256}No was identified in a study performed at SHELS separator at the FLNR-JINR Dubna, Russia [64]. The isotope was produced in the reaction $^{238}\text{U}(^{22}\text{Ne},4n)^{256}\text{No}$. Fifteen correlations of the type ER - CE - $\alpha(^{256}\text{No})$ were observed and assigned to the decay of an isomeric state. Half-lives of $T_{1/2} = 7.8^{+8.3}_{-2.6}$ μs or $T_{1/2} = 10.9^{+21.7}_{-4.3}$ μs , depending on the data selected for the half-life evaluation were obtained. Thirteen photon events were observed in prompt coincidence with CE, five of them in the range of K or L X-rays of nobelium. On the basis of the energy sums of CE and photons a lower limit of 1089 keV for the excitation energy of the isomer was given. Only speculated could be about the structure (spin, parity, configuration) of the isomeric state, just a probable role of the 2-quasi-neutron states $I^\pi = 5^-$ (configuration $\nu 11/2^- [725]\uparrow \otimes \nu 1/2^+ [620]\uparrow$) and $I^\pi = 7^-$ (configuration $\nu 11/2^- [725]\uparrow \otimes \nu 3/2^+ [622]\downarrow$) were emphasized.

K isomers in ^{256}Rf

Several experiments to search for K isomeric states in ^{256}Rf have been performed at different laboratories so far. The first report on observation of K isomeric states came from an experiment performed at the BGS separator at LNBL Berkeley (USA) by H.B. Jeppesen et al. [65]. The isotope was produced in the reaction $^{208}\text{Pb}(^{50}\text{Ti},2n)^{256}\text{Rf}$. On the basis of observed ER - CE1 - CE2 - CE3 - SF(^{256}Rf) correlations the existence of three isomeric states was concluded. Also a γ line of $E = 900 \pm 1$ keV was registered in correlations ER - (CE, γ) - SF(^{256}Rf). It was attributed to the decay of the head ($K^\pi = 2^-$) of an octupole vibrational band into the $I^\pi = 2^+$ level of the ground - state rotational band [65]. Estimated excitation energies, half-lives and relative population intensities are given in table 6. The data were principally confirmed as by-products of studies primarily devoted to the investigation of ^{257}Rf by J.S. Berryman et al. [66] and J. Rissanen et al. [88] also performed at LNBL Berkeley. The results of [65] were not reproduced in an experiment at the AMS separator at ANL, Argonne (USA), where only one isomeric state with a half-life of $T_{1/2} = 17 \pm 5$ μs was registered [67] which tentatively was equated with ISO1 of [65] (see table 6). The Berkeley data could be confirmed in an experiment at the RITU separator at the University of Jyväskylä (Finland) by J. Rubert [68]. As the 900-keV - γ -line was not observed in the corresponding in-beam measured it was excluded that it may stem from the decay of a low - spin state, contrary to the tentative assignment of [65]. Recently results from two more studies were reported, an investigation at the gas-filled separator TASCA at GSI, Darmstadt (Germany) by J. Khuyagbaatar et al. [69] and at the SHELS separator at FLNR-JINR Dubna (Russia) using the GABRIELA detector system [37]. J. Khuyagbaatar et al. observed two isomeric states, in-line with the data for ISO1 and ISO2 (see table 6). The third isomeric state, however, was not observed, probably due its low population intensity and the relatively low number of produced ^{256}Rf nuclei. A considerably higher numbers of ^{256}Rf decays than in the previous experiments was registered in the experiment at SHELS [37]. The 900-keV γ line is clearly observed, but no further details on obtained results are reported. Nevertheless one may expect enhanced information on the structure and decay properties and the structure of the K isomers in ^{256}Rf when the data from this study are fully analyzed.

The structure of the isomer is thus not unambiguously established. Comparisons with predicted 2-quasiparticle states in ^{256}Rf suggest that the 25 μs isomer might be a $K^\pi = 5^-$ state with the configuration $\pi 1/2^- [521]\downarrow \otimes \pi 9/2^+ [624]\uparrow$ and the 17 μs isomer a 2-quasiparticle state with a configuration $\pi 7/2^- [514]\downarrow \otimes \pi 9/2^+ [624]\uparrow$ [67, 68]. We will make use of these tentative assignments in the further discussion.

K isomer in ^{258}Rf

Two isomeric states in ^{258}Rf were identified in the course of an electron capture (EC) decay study of ^{258}Db [70], where ER - (CE,photon) - SF (^{258}Rf) and ER - (CE) - SF (^{258}Rf) correlations were investigated to measure K - X - ray emission during the CE process to directly prove EC decay of ^{258}Db and to identify EC - decay from both long-lived states in ^{258}Db , that had been identified by α decay studies [71, 70, 72]. In addition, a couple of ER - CE - CE - SF, ER - CE - photon - SF correlations which could be assigned to the decay of two isomeric states in ^{258}Rf with half-lives of $T_{1/2} = 15 \pm 10$ μs and $T_{1/2} = 2.4^{+2.4}_{-0.8}$ ms were registered. The data further indicated, that the short-lived isomer, at least to a notable

Tab. 6: Excitation energies, half-lives and population intensities of K isomers in ^{256}Rf

	[65]			[66]		[67]		[68]		[69]	
	E^*/keV	$T_{1/2}/\mu$	i_{rel}	$T_{1/2}/\mu$	$T_{1/2}/\mu$	i_{rel}	$T_{1/2}/\mu$	i_{rel}	$T_{1/2}/\mu$	i_{rel}	
ISO1	≈ 1120	25 ± 2	0.182	36.5 ± 8.6	17 ± 5	0.024	23 ± 4	0.173	14^{+6}_{-4}	0.25	
ISO2	≈ 1400	17 ± 2	0.027	13.2 ± 3.3			18 ± 4	0.03	10^{+5}_{-3}	0.08	
ISO3	> 2200	27 ± 5	0.0013				27 ± 6	0.013			

fraction, decays into the long-lived one. The excitation energies of both states remained uncertain. Observation of isomeric states in ^{258}Rf is not unexpected. Calculations of F.R. Xu et al. [73] predict in ^{258}Rf two 2-quasi-neutron states of $I^\pi = 10^-$ (configuration $\nu 11/2^- [725]\uparrow \otimes \nu 9/2^+ [615]\downarrow$) and $I^\pi = 9^-$ (configuration $\nu 11/2^- [725]\uparrow \otimes \nu 7/2^+ [613]\uparrow$) at $E^* \approx 1.2$ MeV and $E^* \approx 1.1$ MeV, respectively, as well as a 2-quasi-proton state of $I^\pi = 7^-$ (configuration $\pi 9/2^+ [624]\uparrow \otimes \pi 5/2^- [512]\uparrow$) at $E^* \approx 1.4$ MeV. As, tentatively, spin and parity of the long-lived state in ^{258}Db ($T_{1/2} = 4.41$ s) are assigned as $I^\pi = 5^+$ or $I^\pi = 10^-$ [72], population of high-spin states in ^{258}Rf by EC decay can be expected.

K isomer in ^{266}Hs

The isotope ^{266}Hs has been produced as α decay daughter of ^{270}Ds in two experiments at SHIP performed in autumn 2000 [26] and autumn 2010 [74, 75]. The isotope decays by α emission with an energy $E_\alpha = 10.20 \pm 0.03$ MeV and a half-life of $T_{1/2} = 2.6^{+0.7}_{-0.5}$ ms [78], evaluation of data from combined data of [26, 74]). It also has a significant SF branch of $\approx 25\%$ [74]. In the 2010 - experiment a single α decay of $E_\alpha = 10.440$ MeV with a correlation time of $\Delta t(^{266}\text{Hs} - ^{270}\text{Ds}) = 104.66$ ms was registered [74]. As these data are inconsistent with decay data of the ground-state of ^{266}Hs , it was assigned to the decay of isomeric state in ^{266}Hs [74, 75].

K isomer in ^{270}Ds

The isotope ^{270}Ds was first time observed in an irradiation of ^{207}Pb with ^{64}Ni at SHIP. Energy and time distribution of the α decays were found to be quite broad, and did not suggest to assign them to a single activity [26]: three decay events had energies of $E_\alpha = 10.987$ MeV, 11.075 MeV, 10.925 MeV[†] and a life-time of $\tau = 0.15$ ms, and three events had energies $E_\alpha = 12.147$ MeV, 11.151 MeV, 10.954 MeV and a life-time $\tau = 8.6$ ms. The theoretical α decay half-life [76, 77] estimated as $T_{1/2} = 0.62$ ms for the short-lived activity (for the mean energy 11.03 MeV from the two events registered with full energy), resulted in a hindrance factor $\text{HF} = T_\alpha(\text{exp})/T_\alpha(\text{theor}) = 1.6$, i.e. it represents an unhindered transition [78] while for the long-lived isomer values of $\text{HF} = 14824$ (12.147 MeV), $\text{HF} = 120$ (11.151 MeV), $\text{HF} = 43$ (10.954 MeV) were obtained [78]. This finding suggested to assign the short-lived activity to the ground-state decay, the long-lived one to the decay of an isomeric state. On the basis of the highest observed α -decay energy the excitation energy was settled at $E^* \approx 1.25$ MeV.

Self-consistent Hartree - Fock - Bogoliubov calculations using Skyrme-SLy4 interaction resulted in 2-quasi - neutron states $K^\pi = 9^-$ (configuration $\nu 7/2^+ [613]\downarrow \otimes \nu 11/2^- [725]\uparrow$) at $E^* = 1.31$ MeV and $K^\pi = 10^-$ (configuration $\nu 9/2^+ [615]\downarrow \otimes \nu 11/2^- [725]\uparrow$) at $E^* = 1.34$ MeV. Assignment to the $K^\pi = 9^-$ state was preferred using the argument of a lower hindrance for the $9^- \rightarrow 0^+$ (ground state) - transition than for $10^- \rightarrow 0^+$ (ground state) - transition.

A second experiment on investigation of the K isomer ^{270m}Ds was performed at SHIP in autumn 2010 [74, 75]. Although a factor of ≈ 3 more decays were registered, no new or enhanced informations on the configuration, decay and decay path of the isomer were reported so far. Improved half-lives using the data of both SHIP experiments, regarding α decays of $E_\alpha \leq 11.0$ MeV and $\Delta(\alpha\text{-ER}) \leq 1$ ms as decays of ^{270g}Ds and α decays of $E_\alpha \geq 10.9$ MeV and $\Delta(\alpha\text{-ER}) > 1$ ms as decays of ^{270m}Ds result in improved half-life values of $T_{1/2} = 0.17^{+0.09}_{-0.04}$ ms for ^{270g}Ds and $T_{1/2} = 3.81^{+1.39}_{-0.80}$ ms for ^{270m}Ds [78].

6.5 K isomers in odd-mass nuclei with $Z \geq 100$

K isomers in $^{249,251}\text{Md}$

K isomers in ^{249}Md and ^{251}Md were searched for in experiments performed at the University of Jyväskylä, Finland using the RITU separator and the GREAT detector system [79]. The isotopes were produced in the reactions $^{203}\text{Tl}(^{48}\text{Ca}, 2n)^{249}\text{Md}$ and $^{205}\text{Tl}(^{48}\text{Ca}, 2n)^{251}\text{Md}$. The existence of K isomers was concluded from observed correlations ER - CE - $\alpha(^{249,251}\text{Md})$. For ^{249m}Md a half-life $T_{1/2} = 2.4 \pm 0.3$ ms was obtained, for ^{251m}Md a value of $T_{1/2} = 1.37 \pm 0.6$ s. For both isomers γ decays were observed in coin-

[†]In this case the α particle 'left' the detector depositing only part of its energy in it, i.e. only an energy loss signal was registered.

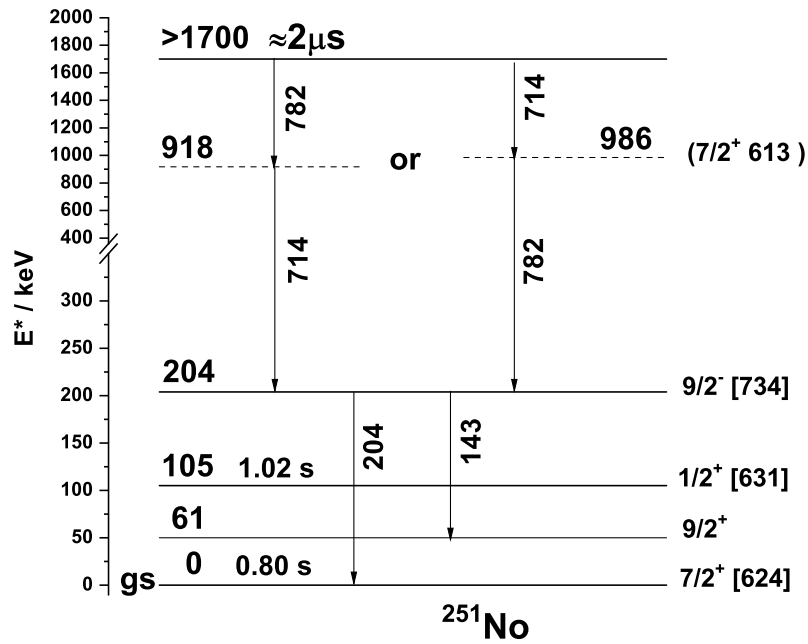


Fig. 9: Partial decay pattern of $^{251m2}\text{No}$ [30].

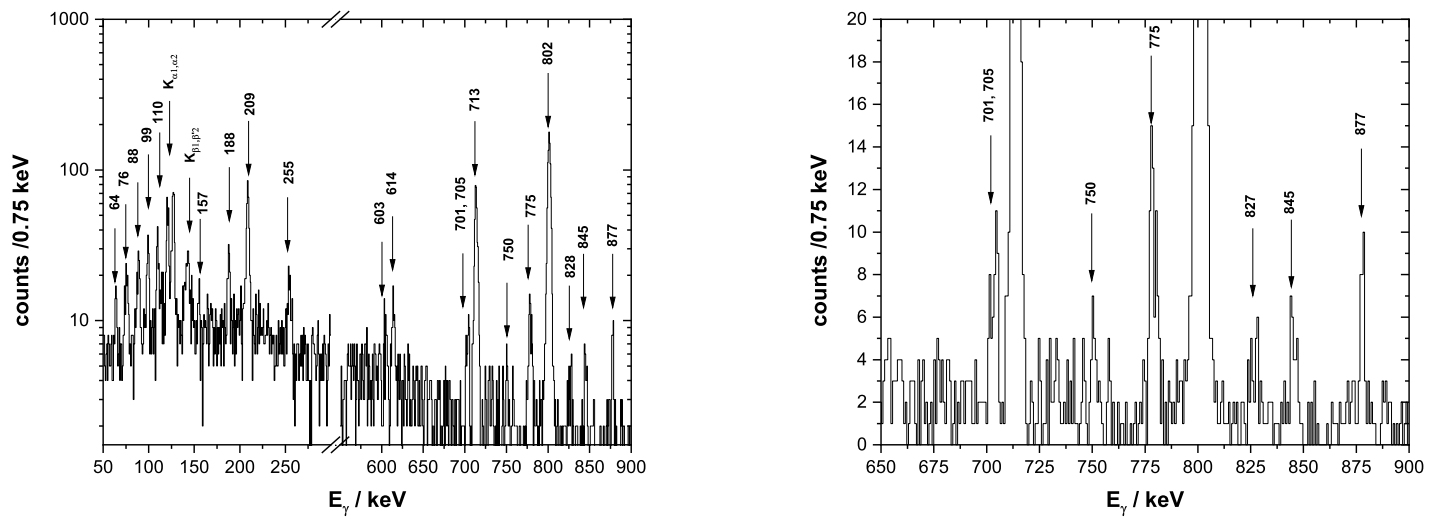


Fig. 10: γ spectrum $^{253m2}\text{No}$ measured at SHIP; left side: full range from 50-900 keV), right side: expanded, range 650-900 keV.

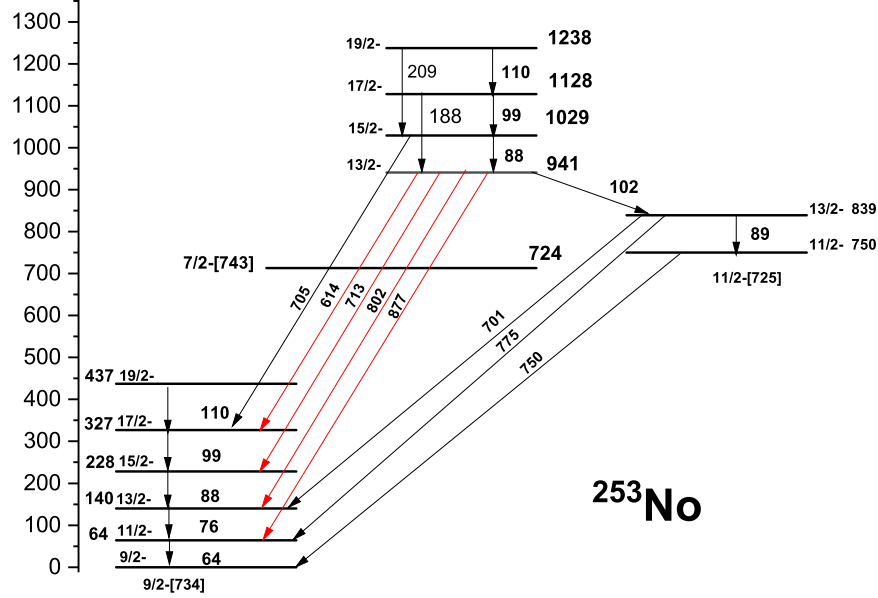


Fig. 11: Decay scheme $^{253m2}\text{No}$ based on the one proposed in [82] and from the SHIP Data [83].

cidence with CE. In the case of ^{249m}Md two γ - lines of $E = 175 \pm 1$ keV and $E = 521.7 \pm 1.0$ keV were indicated. Some more information was obtained for ^{251m}Md . Here three γ transitions of $E = 216 \pm 1$, 265 ± 1 , and 290 ± 1 keV were observed, whose energies are similar to transitions within the ground-state rotational band $E = 214.8 \pm 0.5$ keV ($17/2^- \rightarrow 13/2^-$), $E = 263.8 \pm 0.3$ keV ($21/2^- \rightarrow 17/2^-$), and $E = 289 \pm 1$ keV ($23/2^- \rightarrow 19/2^-$), as obtained from an in-beam study [80]. Yet, it was stated, that also other transitions within the ground-state rotational band should have been observed, which was not the case, while other observed γ lines could not be placed in a level scheme (see [79] for more details). Nevertheless the authors suggest, as possibly the $23/2^- \rightarrow 19/2^-$ transition was observed, that decay of the isomeric state populates the $23/2^-$ state of the ground-state rotational band. A relatively strong γ line of $E = 389$ keV was interpreted as the same as observed in the in-beam experiment and thus attributed to a $3/2^- \rightarrow 7/2^+$ transition (see [80] for further details). Nevertheless, the quality of the data was not sufficient to draw conclusions on the decay path. On the basis of the energy sum of CE and γ rays lower limits of $E^* \geq 910$ keV (^{249m}Md) and $E^* \geq 844$ keV (^{251m}Md) were given for the excitation energy of the isomers. Based on (assumed) configurations of K isomers in neighbouring even - even nuclei, i.e. ^{248}Fm and ^{250}No in the case of ^{249}Md and ^{250}Fm and ^{252}No in the case of ^{251}Md and the ground state Nilsson levels of both isotopes configurations $\pi 7/2^- [514] \downarrow \otimes \nu 5/2^+ [622] \uparrow \otimes \nu 7/2^+ [624] \downarrow$ resulting in $I^\pi = 19/2^-$ for ^{249m}Md and $\pi 7/2^- [514] \downarrow \otimes \nu 7/2^+ [624] \downarrow \otimes \nu 9/2^- [734] \uparrow$ resulting in $I^\pi = 23/2^+$ for ^{251m}Md were suggested.

K isomer in ^{251}No

In the course of a decay study of ^{251}No a couple of γ events with energies of $E_\gamma = 142.4$, 203.1 , 713.6 and 782.5 keV were observed in delayed coincidence ($\Delta t(\gamma\text{-ER}) = (1\text{-}4)\mu\text{s}$) with ER correlated to α decays of ^{251}No [30]. The two low energy lines were known to stem from the decay of the $9/2^- [734]$ level in ^{251}No , which is also populated by the α decay of ^{255}Rf . That was seen as an indication that this level was populated by the decay of an isomeric state with a half-life of $T_{1/2} \geq 2 \mu\text{s}$ by the 'high' energy γ transitions. As also γ events above 700 keV were observed it was concluded that the lower lying $1/2^+ [631]$ isomeric state ($E^* \approx 105$ keV) and the ground state ($7/2^+ [624]$) were not populated notably. From intensity considerations it was concluded that the high energy γ s do not stem from decay of the same nuclear level, but emitted in series via an intermediate level located at $E^* = 917$ keV or $E^* = 985$ keV. As a possible candidate the $7/2^+ [613]$ - Nilsson level was suspected. In the neighbouring $N = 149$ isotone ^{249}Fm it is predicted at $E^* \approx 900$ keV [81]. No prediction is given for ^{251}No in [81]. But as the predicted energy of this level increases from plutonium ($Z=94$) to fermium ($Z=100$) it may be located in ^{251}No above 1 MeV, i.e. outside the range of predictions in [81]. It should be noted, that in such a scenario the E1 transition $7/2^+ [613] \rightarrow 9/2^- [734]$ is expected to be faster than the M1 transition $7/2^+ [613] \rightarrow 7/2^+ [624]$, which explains the decay into the $9/2^- [734]$ excited level and not into $7/2^+ [624]$ ground state. It should, however, be mentioned that this interpretation is still somewhat speculative. On the basis of the measured γ energies a lower limit of the excitation energy of 1.7 MeV was given. No speculation on spin, parity or configuration was presented in [30]. The tentative decay pattern presented there is shown in fig. 9.

K isomers in ^{253}No

Identification of a K isomer in ^{253}No was first reported by F.P. Heßberger [31] and A. Lopez-Martens et al. [32]. While A. Lopez-Martens et al. could only measure CE and gave a rough half-life $T_{1/2} = 700 \pm 200 \mu\text{s}$, F.P. Heßberger identified the isomer by measuring CE - γ - coincidences, suggested a decay scheme and presented more precise half-life values of $T_{1/2} = 715 \pm 30 \mu\text{s}$ from the γ lines and $T_{1/2} = 590 \pm 40 \mu\text{s}$ from the K x-rays. Further, more detailed studies were performed as well at VASSILISSA, JINR, Dubna [82] as at SHIP, GSI, Darmstadt [83]. The γ spectra measured at SHIP are shown in fig. 10. In [82] a partial decay scheme was presented. It is shown in fig. 11, supplemented by the results from the SHIP experiment [83]. The strong γ - lines of $E = 802 \text{ keV}$ and $E = 715 \text{ keV}$ were interpreted as transitions from a $15/2^-$ - state into the $13/2^-$ - and $15/2^-$ - states of the ground-state rotational band of ^{253}No which is known up to $I^\pi = 49/2^-$ [86]. On the basis of comparison of calculated and experimental gyromagnetic factors $|g_k - g_r|$ performed in [83], an $I = 9/2$ state was assumed as the possible bandhead. Another candidate for the bandhead was the Nilsson level $11/2^-$ [725], which was not known at the time of publication of [82, 83], but recently identified at $E^* = 750 \text{ keV}$ [3]. On the basis of the decay scheme presented in fig. 11 the $15/2^-$ - level is located at $E^* = 942 \text{ keV}$, which would be $\approx 192 \text{ keV}$ above the bandhead. This is quite similar to the very tentative difference between $11/2^-$ and $15/2^-$ in ^{251}Cf with $\Delta E = 199 \text{ keV}$ [21].

On the basis of the decay scheme suggested by Lopez-Martens [82], the results from the SHIP experiments [83], recent nuclear structure investigations of ^{253}No [91, 3] and predicted Nilsson levels at $E^* < 1 \text{ MeV}$ (see [84]), we here suggest the decay scheme presented in fig. 11. It will be discussed in detail in the following. We here shall just note, that besides the strong transitions of $E_\gamma = 713$ and 802 keV , interpreted to populate the $15/2^-$ and $13/2^-$ members of the ground-state rotational band [82], two more γ - lines clearly observed in the SHIP experiments, were assigned on the basis of energy balance to be emitted from the level at $E^* = 941 \text{ keV}$, namely $E_\gamma = 614 \text{ keV}$ populating the $17/2^-$ state and $E_\gamma = 877 \text{ keV}$ populating the $11/2^-$ state.

As possible bandheads of the level at $E^* = 941 \text{ keV}$ we will consider the Nilsson levels $11/2^-$ [725] and $7/2^-$ [743]. A bandhead with spin/parity $9/2^-$ will not be considered as such a state (besides the ground-state of ^{253}No) is not predicted at an excitation energy below 1 MeV .

Let us first consider the $11/2^-$ [725] state. The bandhead was located at $E^* = 750 \text{ keV}$ as mentioned above. The energy difference of the $11/2^-$ [725] and the one at $E^* = 941 \text{ keV}$ is $\Delta E = 191 \text{ keV}$. Keeping $I^\pi = 15/2^-$ as assigned by A. Lopez-Martens [82] the decay into the bandhead could occur by two M1 transitions $15/2^- \rightarrow 13/2^- \rightarrow 11/2^-$. Since $\Delta E/2 = 95.5 \text{ keV}$ (we do not assume that both transitions have the same energy) one of the transitions must have an energy $E > 95.5 \text{ keV}$, so its energy must be higher than $E = 88 \text{ keV}$ the transition feeding the $E^* = 941 \text{ keV}$, which is in contradiction to the energy systematics in rotational bands. Here we have to remark, that the feeding of the $E^* = 941 \text{ keV}$ is established by γ - γ - coincidences. Therefore an $11/2^-$ [725] assignment for the bandhead is in contradiction to the experimental data and can be excluded.

The $7/2^-$ [743] Nilsson level was identified at $E^* = 724 \text{ keV}$ [91], so the energy difference to the $E^* = 941 \text{ keV}$ is $\Delta E = 217 \text{ keV}$. Analyzing known cases (see [21]) one finds typical energy differences $\Delta E(15/2^- - 7/2^-) > 230 \text{ keV}$ for the Nilsson levels $7/2^-$ [743], $7/2^+$ [624], and $7/2^+$ [613]. For $\Delta E(13/2^- - 7/2^-)$ values between 175 keV and $219 (236) \text{ keV}$ are obtained with some tendency to increase at increasing atomic number. Specifically for ^{245}Cm (the closest case of transition within the band built up on the $7/2^-$ [743] level one obtains $\Delta E(13/2^- - 7/2^-) = 209 \text{ keV}$ [85]. On this basis we prefer to assign $I^\pi = 13/2^-$ to the level at $E^* = 941 \text{ keV}$.

In the SHIP - experiments also a weak line at $E_\gamma = 750 \text{ keV}$ was observed that agrees with the excitation energy of the $11/2^-$ [725] Nilsson level. So it can be assigned to the decay of that level into the ground-state, vice versa requiring that the $11/2^-$ [725] is populated during the decay of the isomeric state.

In the SHIP experiment further two significant lines of $E_\gamma = 701 \text{ keV}$ (a line doublet, consisting of $E_\gamma = 701 \text{ keV}$ and $E_\gamma = 705 \text{ keV}$) and $E_\gamma = 775 \text{ keV}$ were observed. Their energy difference $\Delta E = 74 \text{ keV}$ is in-line with the energy difference $\Delta E(13/2^- - 11/2^-) = 76 \text{ keV}$ between the corresponding members of the ground-state rotational band. The energy sums $E = 140 \text{ keV} + 701 \text{ keV} = 841 \text{ keV}$ and $E = 64 \text{ keV} + 775 \text{ keV} = 839 \text{ keV}$ do not support an assignment of the emitting state to a member of the band built up on the $7/2^-$ [743] state, specifically the $11/2^-$ one as this state would lie $\approx 100 \text{ keV}$ below the (assumed) $13/2^-$ state, as discussed above in contradiction to the energy systematics in rotational bands. So we tentatively assign it to the $13/2^-$ state of the rotational band built up on the $11/2^-$ [725] Nilsson level. Thus the energy difference is $\Delta E(13/2^- - 11/2^-) = 89 (91) \text{ keV}$, which is in-line with the energy difference $\Delta E(13/2^- - 11/2^-) = 88 \text{ keV}$ for these members of the rotational band built up on the $11/2^-$ [725] Nilsson level in ^{257}Rf [88][‡]. Both Nilsson levels are assumed to be connected by a not observed M1 transition of $E = 102 \text{ keV}$ ($13/2^- \rightarrow 11/2^-$).

The energy of the line $E_\gamma = 705 \text{ keV}$ fits quite well to the energy difference of the $15/2^-$ member of the band built up on the $7/2^-$ [743] Nilsson level and the $17/2^-$ member of the ground-state rotational band (702 keV) and is thus attributed to that transition.

[‡]In fig. 11 the $13/2^-$ energy obtained from the more precisely measured energy of the $E = 775 \text{ keV}$ line is given.

Tab. 7: Comparison of properties of isomers in ^{255}No as reported by A. Bronis et al. [90] and K. Kessaci [93]. Note that $^{255m2}\text{No}$ is denoted as $^{255m3}\text{No}$ and $^{255m3}\text{No}$ is denoted as $^{255m2}\text{No}$ in [90].

	Bronis et al. [90]			Kessaci [93]		
	E^* / keV	$T_{1/2} / \mu\text{s}$	I^π	E^* / keV	$T_{1/2} / \mu\text{s}$	I^π
$^{255m1}\text{No}$	240-300	109 ± 9	$11/2^- [725]$	≈ 200	86 ± 8	$11/2^- [725]$
$^{255m2}\text{No}$	≥ 1500	$1.2_{-0.4}^{+0.6}$	$\geq 19/2$	≈ 1.3	2 ± 1	$21/2^+$
$^{255m3}\text{No}$	1400-1600	77 ± 6	$19/2, 21/2, 23/2$	> 1500	92 ± 13	$27/2^+$
$^{255m4}\text{No}$		(not reported)		> 2500	5 ± 1	-

The time distributions of the significant lines at $E = 828 \text{ keV}$ and $E = 845 \text{ keV}$ do not fit to the half-life of $^{253m2}\text{No}$ and are thus not attributed to decay of the isomer.

Still some problems concerning the decay scheme should be mentioned:

a) strong $K_{\alpha_1, \alpha_2, \beta_1}$ No - X-ray lines are observed. As the energies of the assumed and tentatively assigned low energy M1 transitions (see fig. 11) are below the K binding energy of nobelium ($E = 149.2 \text{ keV}$ [21]) and as the high energy transitions ($E > 600 \text{ keV}$) are only little converted ($\epsilon_K < 0.28$ for $E > 600 \text{ keV}$ [87]) it seems quite unlikely that the observed K X-rays stem from the decay of the K isomer discussed above. This assumption is supported by the fact, that prompt coincidences between the K X-rays were observed, but no coincidences between K X-rays and γ events. Also the K X-rays show a half-life of $T_{1/2} = (552 \pm 15) \mu\text{s}$ [89], which is somewhat lower than the value $T_{1/2} = (627 \pm 5) \mu\text{s}$ obtained from the γ transitions [83]. This could be a hint for the existence of a further isomeric state. However, from the SHIP data due to the lack of delayed coincidences between K X-rays and gammas, we do not have an indication that such second K isomer feeds the 'known' one [89]. Also from the lack of prompt coincidences between K X-rays and gammas we do not have indication for a decay path bypassing the 'known' isomer. So the origin of the relatively strong K X-ray lines remains uncertain and the assumption of the existence of a second isomer remains speculative. The situation is similiar for the line at $E = 255 \text{ keV}$. For this transition we obtain half-life of $T_{1/2} = (540 \pm 30) \mu\text{s}$ [89], in-line with that for the K - X-rays and thus related to the same source.

b) no transition that can be assigned to the 'direct' decay of the isomer was observed.

More detailed measurements are necessary to clarify the situation.

c) lines at $E = 157 \text{ keV}$ and $E = 603 \text{ keV}$ cannot be placed un the decay scheme.

Possible configurations of the isomeric state were discussed in [82]. For the isomeric state a 3-quasiparticle - state ($1n \otimes 2p$ - configuration) $\nu 9/2^- [734] \uparrow \otimes \pi 7/2^- [514] \downarrow \otimes \pi 9/2^+ [624] \uparrow$ leading to a $K^\pi = 25/2^+$ - state or $\nu 9/2^- [734] \uparrow \otimes \pi 1/2^- [521] \downarrow \otimes \pi 9/2^+ [624] \uparrow$ leading to a $K^\pi = 19/2^+$ - state were considered, which were predicted to lie below an excitation energy of 1.5 MeV by calculations using a universal Woods-Saxon - potential [82]. More detailed measurements are necessary to clarify the situation.

K isomer in ^{255}No

First indication for the existence of a K isomer in ^{255}No was obtained from the observation of γ transitions of $E_\gamma(1) = 742 \text{ keV}$, $T_{1/2}(1) = 105 \pm 25 \mu\text{s}$ and $E_\gamma(2) = 839 \text{ keV}$, $T_{1/2}(2) = 130 \pm 25 \mu\text{s}$ in a study at the velocity filter SHIP at GSI, Darmstadt (Germany) devoted to the investigation of $^{254m1, 254m2}\text{No}$ produced in the reaction $^{208}\text{Pb}(^{48}\text{Ca}, 2n)^{254}\text{No}$ [33]. The transitions could not be attributed to the K isomers in ^{254}No as a) the half-lives were not in-line with those of the K isomers in ^{254}No , $T_{1/2}(^{254m1}\text{No}) = 275 \pm 7 \text{ ms}$ and $T_{1/2}(^{254m2}\text{No}) = 198 \pm 13 \mu\text{s}$ [33]), and b) the intensity of both lines increased relatively to those of the γ lines attributed to the decay of $^{254m1, 254m2}\text{No}$ at decreasing excitation energy of the compound nuclei. So it seemed straightforward to assign them to an isomeric state in ^{255}No , the $1n$ - deexcitation channel of the reaction. A careful follow-up analysis of the data resulted in the identification of three K isomers in ^{255}No [90] (see table 4).

The lowest lying isomer $^{255m1}\text{No}$ was attributed to the Nilsson level $11/2^- [725]$. It represents the so far 'missing' link in the systematics of that state, the energies of which are decreasing with increasing proton number, forming short-lived isomers ($T_{1/2} \leq 100 \mu\text{s}$) up $Z = 102$ [83, 90], a low-lying isomer at $E^* = (70-74) \text{ keV}$ [55, 91, 3] in ^{257}Rf and finally becoming the ground-state in ^{259}Sg [92]. It belongs to the type of single particle K-isomers (see sect.5).

Another study of isomeric states in ^{255}No was performed by K. Kessaci [93] (and coworkers) at the separator SHELS at the FLNR, JINR, Dubna (Russia). A significantly higher number of decays including also a couple of prominent γ lines were registered, allowing to establish a somewhat more detailed decay scheme. Kessaci identified four isomeric states, the measured properties are summarized and compared with the data from Bronis [90] in table 7. At first glance it may seem that data may be not in-line with each other, but they have to be compared with respect to their limited quality. Under this aspect one can state, that the half-lives agree sufficiently, indicating that the same isomers were observed. The

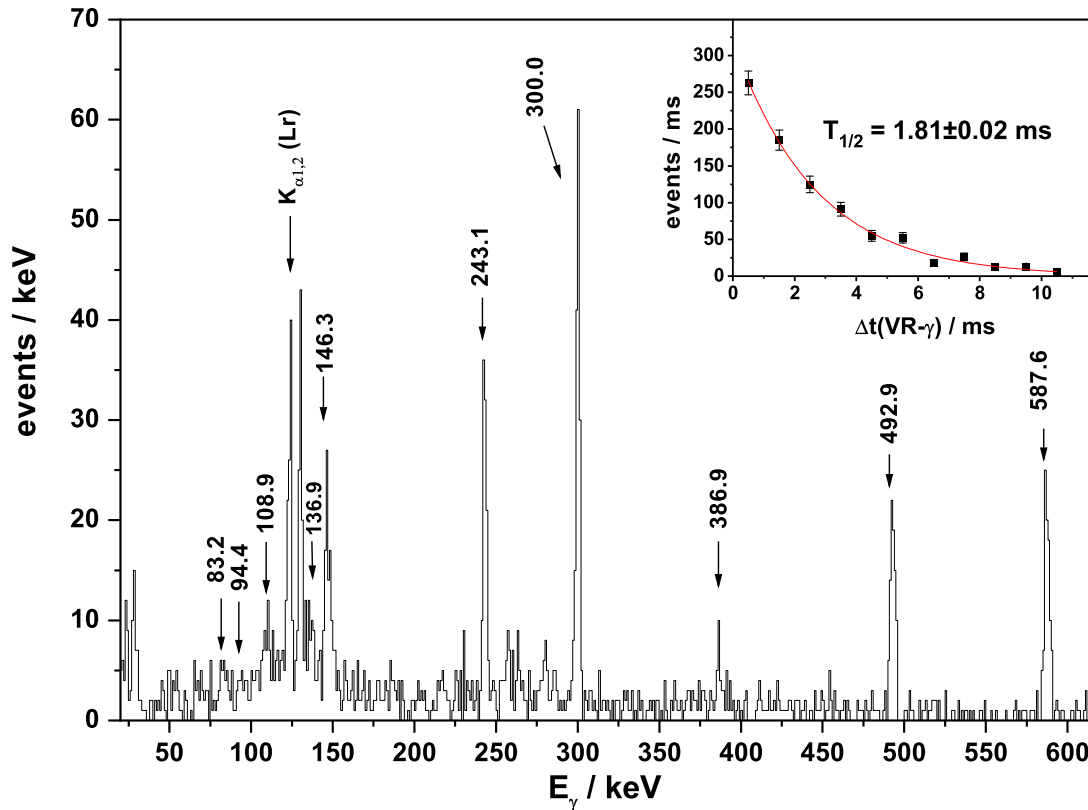


Fig. 12: Gamma - spectrum from the decay of the K isomeric state $^{255m2}\text{Lr}$ at SHIP [78, 95] Insert: time distribution $\Delta t(\text{CE}, \gamma), \text{ER}$ of events attributed to the decay of $^{255m2}\text{Lr}$.

same holds for the excitation energies. Spin assignments are quite uncertain in [90] for $^{255m2,255m3}\text{No}$ and also no parities are given. Also $^{255m4}\text{No}$ was not reported in [90].

In [93] also configurations for $^{255m2,255m3}\text{No}$ were suggested, namely $\pi 9/2^+[624]\uparrow \otimes \pi 1/2^-[521]\downarrow \otimes \nu 11/2^-[725]\uparrow$ resulting in $I^\pi = 21/2^+$ for $^{255m2}\text{No}$ and $\pi 9/2^+[624]\uparrow \otimes \pi 7/2^-[514]\downarrow \otimes \nu 11/2^-[725]\uparrow$ resulting in $I^\pi = 27/2^+$ for $^{255m3}\text{No}$.

K isomer in ^{255}Lr

The first report on discovery of a multiparticle K isomer in ^{255}Lr was presented by K. Hauschild et al. [94] from an experiment performed at the VASSILISSA separator at JINR - FLNR, Dubna. Although the data were of limited quality a couple of γ transitions from the decay of the K isomer were reported. A half-life $T_{1/2} = 1.4 \pm 0.1$ ms was measured, the excitation energy was estimated as $E^* > 720$ keV.

Data of much higher quality were obtained in an experiment performed at SHIP at GSI, Darmstadt [95]. The spectrum of γ lines from the SHIP experiment is shown in fig. 12. Also $\gamma - \gamma$ coincidences could be established, specifically $(\gamma_1(587.5 \text{ keV}) - \gamma_2(109.1, 243.1, 300.0 \text{ keV}))$ and $(\gamma_1(493.1 \text{ keV}) - \gamma_2(243.1, 300.0 \text{ keV}))$ coincidences. A half-life of $T_{1/2} = 1.81 \pm 0.02$ ms was measured, the excitation energy was estimated as $E^* > 1.6$ MeV, the spin as $I > 21/2$. The decay of the isomeric state was predominantly followed by α decays of $E_\alpha = 8467$ keV, attributed to the $7/2^-[514]\downarrow$ isomeric state in ^{255}Lr with a half-life of $T_{1/2} = 2.5$ s [96], while in the direct production $^{209}\text{Bi}(^{48}\text{Ca}, 2n)^{255}\text{Lr}$ the decay of the ground-state ($1/2^-[521]\downarrow$, $E_\alpha = 8373$ keV, $T_{1/2} = 31$ s [96, 95]) dominates. As it can be expected that decay of a high-spin K isomer preferably populates a state with a high spin, this finding was seen as confirmation of the assignment of $T_{1/2} = 2.5$ s - activity to the high-spin Nilsson level ($7/2^-[514]$). The α decays of $E_\alpha = 8373$ keV were interpreted as decays of the ground-state populated by decay of the isomer via internal transitions, thus corroborating the assignment of the low-spin Nilsson level ($1/2^-[521]$) to the ground-state and the high-spin Nilsson state ($7/2^-[514]$) to the isomer as done in [96]. The excitation energy of the 2.5 s - state is given in [96] as $E^* = 37$ keV, which was confirmed in the direct measurement at SHIPTRAP which resulted in $E^* = 32.2 \pm 2.5$ keV [97]. Energy differences between the $1/2^-[521]$ - bandhead and the $3/2^-$ member of the rotational band are $\Delta E = 19.9$ keV in ^{251}Bk and $\Delta E = 18.45$ keV in ^{249}Bk [21]. As transition of the lowest multipolarity between the isomer and the ground-state rotational band thus the E2 - transition $7/2^- \rightarrow 3/2^-$ can be assumed for which even for an energy difference of $\Delta E = (10-15)$ keV a half-life $\ll 1$ s can be expected [21]. Thus the E2 - transition is

Tab. 8: Half-lives of identified long-lived states in ^{253}Rf

	$T_{1/2}^{253}\text{Rf}(1)/\mu\text{s}$	$T_{1/2}^{253}\text{Rf}(2)/\text{ms}$	$T_{1/2}^{253}\text{Rf}(3)/\text{ms}$
[55]	48_{-10}^{+17}	11_{-3}^{+6a}	
[100]	44_{-10}^{+17}	$12.8_{-3.4}^{+7.0}$	
[101]	52.8 ± 4.4	9.9 ± 1.2	$0.66_{-0.16}^{+0.40}$

^anot assigned to ^{253}Rf

G.N. Flerov and identified a $T_{1/2} = 48_{-10}^{+17} \mu\text{s}$ SF activity as $^{253}\text{Rf}^{\ddagger}$. In this experiment also a second SF activity of $T_{1/2} = 11_{-3}^{+6}\text{ms}$ was observed. As only a few number of decays was observed and this half-life was quite similar to that of ^{256}Rf ($T_{1/2} = 6.2 \pm 0.2 \text{ ms}$ [55]) it was not ruled out that it could represent decays of ^{256}Rf , produced in reactions with ^{207}Pb impurities in the target material. So it was not assigned to ^{253}Rf .

The data of [55] were recently confirmed by J. Khuyagbaatar et al. [100] and by A. Lopez-Martens et al. [101]. Based on a higher number of observed decays, the longer - lived SF activity was now definitely assigned to an isomeric state in ^{253}Rf . The results are compared in table 8.

In addition A. Lopez-Martens et al. observed one more isomeric state with a half-life of $T_{1/2} = 0.66_{-0.18}^{+0.40} \text{ ms}$, decaying into the short-lived state in ^{253}Rf . As the energy of the CE attributed to the decay of that state reached up to 1.02 MeV, that energy can be regarded as the lower limit of the excitation energy of the high lying isomer, very likely a K isomer. The latter observation may have an interesting consequence. As low lying states on the basis of systematics in $N = 149$ isotones and theoretical predictions [81] the Nilsson levels $1/2^+[631]\downarrow$ and $7/2^+[724]\downarrow$ are expected. As decay of the K isomer, probably having a high spin, is populating the state of $52.8 \mu\text{s}$ it was concluded that this is the high-spin ($7/2^+$) - state, while that of 9.9 ms half-life is the low spin state ($1/2^+$), which means that contrary to cases known so far (see [102]) the high-spin state has lower fission hindrance than the low-spin state. Tentatively the $1/2^+[631]\downarrow$ Nilsson level was assigned to the ground-state of ^{253}Rf , but it was not excluded, that also the $7/2^+[724]$ level could be the ground state. If the first scenario could be verified, we here observe the same interesting feature as in ^{255}Lr (see above), namely the decay of a 2-quasiparticle K isomer into a single particle K isomer.

K isomer in ^{255}Rf

A K isomeric state was searched for by analyzing ER - (CE,CE- γ) - α ,SF (^{255}Rf) correlations. The isotope was produced in an experiment performed at the velocity filter SHIP at GSI, Darmstadt using the reaction $^{207}\text{Pb}(^{50}\text{Ti},2n)^{255}\text{Rf}$. A low lying isomeric state with a half-life of $T_{1/2} = (50 \pm 17) \mu\text{s}$ had already been known in that isotope [92]. It was attributed to the $5/2^+[622]\uparrow$ Nilsson level. Such isomers are common in $N = 151$ isotones (see e.g. [92]). They are known to decay via highly K converted M2 - transitions (with some E3 contribution) into the $9/2^- [734]\uparrow$ ground state. As no K X - rays were observed, it was concluded that its excitation energy is below the K binding - energy of rutherfordium ($E_B = 156.288 \text{ keV}$ [21]) and on the basis of the measured CE energies it was settled at $E^* \approx 135 \text{ keV}$ [92]. Therefore possible contributions of this isomer had to be respected in the analysis of the ER - (CE,CE- γ) - α ,SF correlations. The analysis was complicated due to the fact, that using analogue electronics, as in this case, the signal of the CE is sitting on the 'tail' of the ER pulse, adulterating the energy of the CE[†]. The analysis resulted in the identification of two activities [103]. One with a half-life of $T_{1/2} = 15_{-4}^{+6} \mu\text{s}$ for CE with $E > 350 \text{ keV}$ and one of $T_{1/2} = (35 \pm 5) \mu\text{s}$ for CE of $E < 350 \text{ keV}$. As discussed above, the latter activity might contain contributions of the $5/2^+$ isomer. But in addition 18 events were found in coincidence with photons, however without presence of a clear signature of a distinct γ line. As no γ events in coincidence with CE had been observed for the decay of the $5/2^+$ isomer, these events were attributed to the decay of a different isomer. A half-life of $T_{1/2} = 38_{-7}^{+12} \mu\text{s}$ was obtained [103]. On the basis of the measured CE- and γ energies the $T_{1/2} = 15_{-4}^{+6} \mu\text{s}$ isomer was settled as the lower lying one at $E^* = (0.9-1.2) \text{ MeV}$ with $K > 17/2$, the $T_{1/2} = 38_{-7}^{+12} \mu\text{s}$ one was settled at $E^* = (1.15 - 1.45) \text{ MeV}$. Although no decay scheme could be established a possible configuration of the lower lying isomer was discussed. A $K^\pi = 19/2^+$ state with the configuration $\pi 1/2^- [521]\downarrow \otimes \pi 9/2^+ [624]\uparrow \otimes \nu 9/2^- [734]\uparrow$ was considered. The partial level scheme of ^{255}Rf obtained on the basis of the study of P. Mosat et al. [103] and the previous decay study of ^{259}Sg by S. Antalic et al. [92] is shown in fig. 14a. The data were confirmed in an experiment performed at the FLNR - JINR Dubna by R. Chakma et al. [104], who in addition due to registering a significantly higher amount of decays also clearly observed several γ lines which allowed to establish the level and decay scheme shown in fig. 14b.

For the lower lying isomer $^{255m2}\text{Rf}$ a half-life of $T_{1/2} = 29_{-4}^{+7} \mu\text{s}$ was given and the excitation energy was settled at $E^* = 1103 \text{ keV}$. Spin and configuration of $K^\pi = 19/2^+$ and $\pi 1/2^- [521]\downarrow \otimes \pi 9/2^+ [624]\uparrow \otimes$

[‡]The 1.8 s SF activity erroneously attributed to ^{253}Rf by Flerov probably was SF of ^{255}Rf ($T_{1/2} = 1.68 \pm 0.09 \text{ s}$ [30]).

[†]The $5/2^+[622]$ isomer was identified from $\alpha(^{259}\text{Sg})$ - CE - α ,SF(^{255}Rf) correlations. Due to the much lower α particle pulses this problem was not evident in that case.

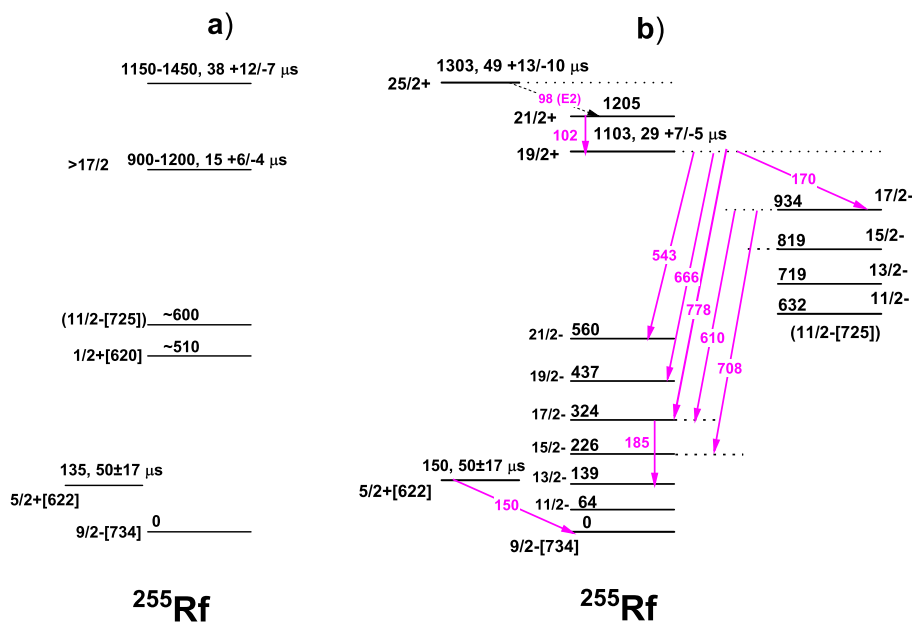


Fig. 14: Partial level scheme of ^{255}Rf and decay schemes of $^{255m1,255m2,255m3}\text{Rf}$ as suggested by S. Antalic et al. [92], P. Mosat et al. [103] (a) and R.Chakma et al.[104] (simplified).

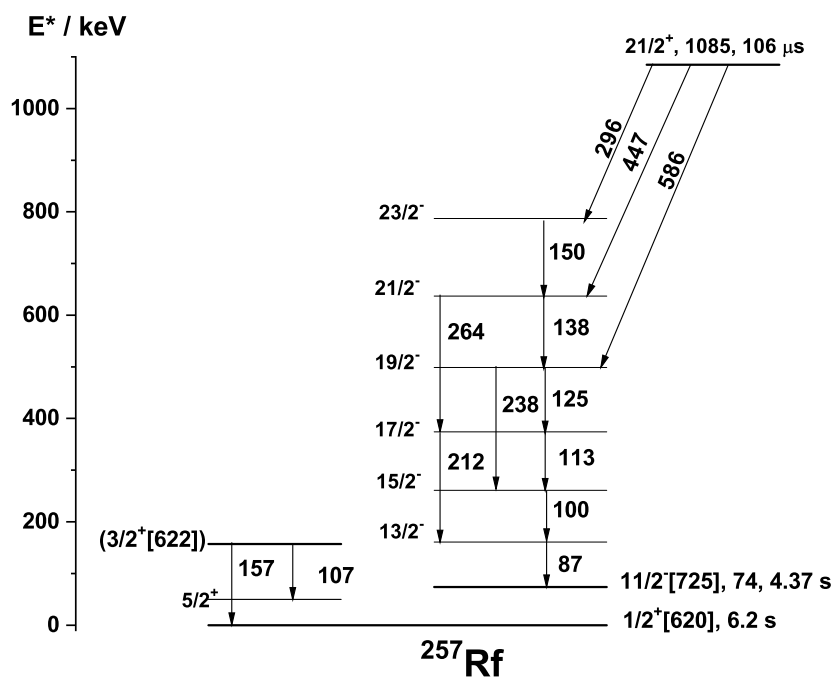


Fig. 15: Partial level scheme of ^{257}Rf and decay scheme of $^{257m2}\text{Rf}$ based on the results of [88, 3, 19]. Only clearly observed γ transitions are given.

$\nu 9/2^- [734]\uparrow$ were the same as in [103]. For the higher lying isomer a half-life and an excitation energy of $T_{1/2} = 49_{-10}^{+13} \mu\text{s}$ and $E^* = 1238 \text{ keV}$ were given. Spin and configuration of $I^\pi = 25/2^+$ and $\nu 9/2^- [734]\uparrow \otimes \pi 7/2^- [514]\downarrow \otimes \pi 9/2^+ [624]\uparrow$ were suggested.

To place the observed γ into the level scheme of ^{255}Rf calculations of the bands built up on the $9/2^- [734]$ ground-state and the $11/2^- [725]$ Nilsson level placed at $E^* = 632 \text{ keV}$ were performed (see [104] for details). The bands shown in fig. 14b represent the results of these calculations.

K isomer in ^{257}Rf

The existence of a K isomer in ^{257}Rf with a half-life of $T_{1/2} = 109 \pm 13 \mu\text{s}$ was first mentioned by H.B. Jeppesen et al. [65] in a study mainly devoted to search for a K isomer in ^{256}Rf (see sect. 6.4) performed at the BGS separator at LNBL, Berkeley. But no further details were given.

Short time later results from an experiment performed at ANL Argonne were reported by J. Qian et al. [105]. They observed in bombardments of ^{208}Pb with ^{50}Ti 39 events of the type ER - CE - $\alpha(^{257}\text{Rf})$ and measured a half-life of $T_{1/2} = 160_{-31}^{+42} \mu\text{s}$. Based on calculations possible spin and configuration were considered. They favoured a 3-quasiparticle - state with $K^\pi = 27/2^+$ ($\pi 9/2^+ [624]\uparrow \otimes \pi 7/2^- [514]\downarrow \otimes \nu 11/2^- [725]\downarrow$) but did not exclude a 3- quasiparticle - state with $K^\pi = 21/2^+$ ($\pi 9/2^+ [624]\uparrow \otimes \pi 1/2^- [521]\downarrow \otimes \nu 11/2^- [725]\downarrow$).

A further study, including also γ ray measurements was performed by J.G. Berryman et al. [66] at the BGS at LNBL, Berkeley who also observed some γ , specifically two 'high' energy ones of $E = 446, 585 \text{ keV}$. They measured a half-life of $T_{1/2} = 134.9 \pm 7.7 \mu\text{s}$. In [66] it was shown that the decay of the isomeric state populates the rotational band built up on the $11/2^- [725]\uparrow$ Nilsson level in ^{257}Rf , as already supposed in [105]. Based on the Löbner - systematics [14] possible K difference of $\Delta K = 4, 5, 6$ were estimated. With this finding as possible isomeric configurations $K^\pi = 21/2^+$ ($\pi 9/2^+ [624]\uparrow \otimes \pi 1/2^- [521]\downarrow \otimes \nu 11/2^- [725]\uparrow$) or $K^\pi = 23/2^-$ ($\pi 7/2^- [514]\downarrow \otimes \pi 5/2^- [512]\downarrow \otimes \nu 11/2^- [725]\uparrow$) were considered**. The γ lines of $E = 446 \text{ keV}$ and $E = 586 \text{ keV}$ were assigned as decays from the isomeric state into the $I^\pi = 23/2^-$ and $I^\pi = 21/2^-$ states of the rotational band built up on the $11/2^- [725]\uparrow$ Nilsson level.

Data of higher quality were obtained in a follow up experiment at the BGS at LNBL Berkeley by J. Rissanen et al. [88]. The results of [66] were confirmed, but due to better statistics an enhanced decay scheme could be established. It is shown in Fig. 15, energies are however modified with respect to the recently more precisely measured excitation energy of the $11/2^- [725]\uparrow$ level in ^{257}Rf ($E^* = 74 \text{ keV}$) [3]. Spin and parity of the isomeric level were established as $K^\pi = 21/2^+$, a half-life of $T_{1/2} = 106 \pm 6 \mu\text{s}$ was given. The excitation energy is settled at $E^* = 1085 \text{ keV}$.

7. Discussion

7.1 General considerations on occurrence and the structure of K isomers in even - even nuclei

Generally spoken, for the occurrence of K isomers it is necessary that below states of 'high' K values only states of sufficiently low K values exist, so that decay of the former is delayed by strong K hindrance. As according to the Gallagher rule (sect. 2.5) states of different spin projection tend to maximize their K values, i.e. states of $K = \Omega_1 + \Omega_2$ have the lowest excitation energies, such states can be assumed as ideal candidates for K isomers. Indeed, as seen in table 2 all 2-quasiparticle - K isomers in even - even nuclei where the configuration is laid down with some certainty are configurations of spin-up (\uparrow) and spin-down (\downarrow) states. However, things may be not so straightforward. In cases of coupling states of low and high spins (e.g. $\nu 1/2^+ [620]\uparrow \otimes \nu 11/2^- [725]\uparrow$, with $K = |\Omega_1 - \Omega_2| = 5$) also states $K = |\Omega_1 - \Omega_2|$ may result in a K isomer, if no states of sufficiently low K difference lie between them and the $K = 0$ ground state.

Calculations of excitation energies of $K = \Omega_1 + \Omega_2$ and $K = |\Omega_1 - \Omega_2|$ states (in the following denoted as 'K+' and 'K-' for better presentation) in the region of heaviest nuclei ($Z = 104 - 110$, $N = 160 - 168$) have been investigated by V. Prassa et al. [106]. In all cases the K+ - states are located below the K- - states, irrespective of the spin - projections, $\uparrow\uparrow$, $\downarrow\downarrow$ or $\uparrow\downarrow$. Differences in the excitation energy are, however, quite small. For cases with parallel spin - projections ($\uparrow\uparrow$, $\downarrow\downarrow$) one obtains values of $\Delta E^*(K+, K-) \leq 0.020 \text{ MeV}$, with a mean value $\Delta E^*(K+, K-) = 0.018 \pm 0.005 \text{ MeV}$. In the case of anti-parallel spin - projections ($\uparrow\downarrow$) the straggling of the energy differences is larger, one obtains values of $\Delta E^*(K+, K-) = (0 - 0.13) \text{ MeV}$, resulting in a mean value $\Delta E^*(K+, K-) = 0.083 \pm 0.041 \text{ MeV}$. As seen in fig. 16, the energy differences are strongly dependent on the K difference ΔK ; a trend of increasing energy differences with increasing ΔK values is evident. But fig. 16 shows also another trend. At the same ΔK values the energy differences are larger for states with negative parity (full squares) than for states of positive parity (full dots).

**no parity assignment was given in [66].

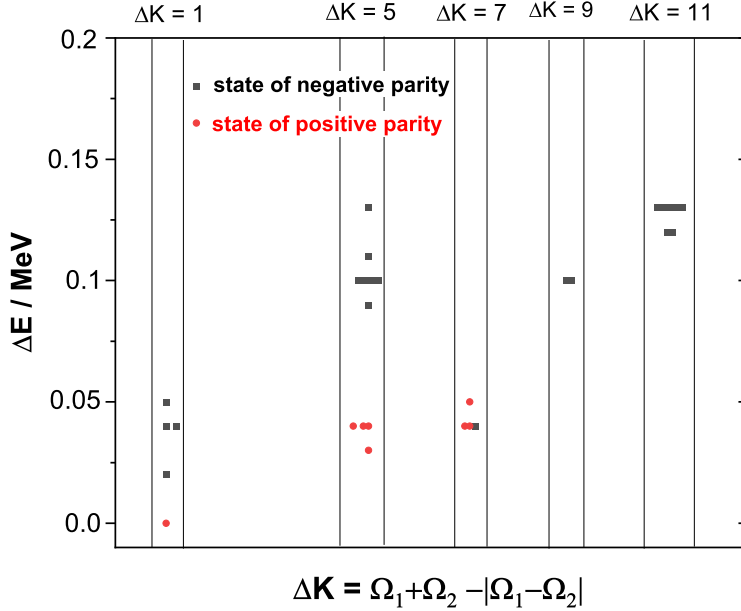


Fig. 16: Energy differences between states of $K = \Omega_1 + \Omega_2$ and $K = |\Omega_1 - \Omega_2|$ in 2- quasiparticle - configurations with anti-parallel spin projections according to the calculations in [106]; full squares (black): states of negative parity; full dots (red): states of positive parity.

7.2 Structure of K isomers in even - even nuclei - theoretical predictions

The identification of about two dozens of new K isomers in the heavy actinide and transactinide region ($Z \geq 100$) within the last two decades asks for investigation of similarities and systematics in their structure and decay as well as comparison with theoretical calculations as far as available. As the 2-quasiparticle states in even - even nuclei are due to breaking of a pair of nucleons and exciting them into different levels, one may expect that they dependent on the single particle structure (Nilsson levels) and thus the K isomers exhibit similarities in their structure along the isotone lines in case of 2-quasi-neutron states, similar to even Z odd-mass nuclei which show similarities in their nuclear structure along the isotone lines ($N = \text{const.}$). Indeed such a behavior is indicated by similar decay pattern of the K isomers in $N = 150$ isotones, as shown in fig. 8. But unfortunately detailed decay data a scarce for most of the cases. For odd-mass nuclei the situation is more difficult, as the K isomers are produced by coupling of a 2-quasiparticle state to a single particle state, so more possibilities are available. Due to this difficulties and the lack of theoretical calculations we will do with the discussion of selected cases in even-even nuclei. Concerning theoretical results we will do with presenting and comparing them with experimental results and omit a detailed discussion of the underlying theoretical framework, as this would go beyond the scope of this paper.

7.21 K isomers in $N = 150$ isotones

Detailed information on K isomers which allow for a systematic examination of structure and decay of K isomers are available for the even-Z $N = 150$ isotones. The similar decay schemes of ^{246m}Cm , ^{250m}Fm and ^{252m}No are shown in fig. 8, but also differences in the intensities of the relevant transitions are pointed to. For sake of the further discussion we present simplified decay schemes, showing only the 'most relevant' transitions for ^{244m}Pu (for which a less detailed decay scheme was published), ^{246m}Cm , ^{250m}Fm and ^{252m}No in fig. 17. For all four cases the decay of the isomers occurs via two paths: a) decay of the isomer into the $I^\pi = 8^+$ level of the ground state rotational band. It was, however, already remarked that in the case of ^{252m}No this transition is quite weak, contrary to the situation for ^{244m}Pu , ^{246m}Cm and ^{250m}Fm ; b) decay of the isomer into the $I^\pi = 7^-$ level of an octupole vibrational band with the bandhead $I^\pi = 2^-$. Strong decay intensities are observed into the $I^\pi = 8^+$, 6^+ members of the ground-state rotational band, but also strong intraband transitions followed by decay from lower members of the octupole band into lower members of the ground state rotational band are reported such as transitions $5^- \rightarrow 4^+$ and $2^- \rightarrow 2^+$ in ^{250m}Fm [50] and ^{252m}No [52]. All these findings hint to the same structure of the isomers and presently there is common agreement on a 2-quasi-neutron- state $\nu 9/2^-$ [734] $\uparrow \otimes \nu 7/2^+$ [624] \downarrow resulting

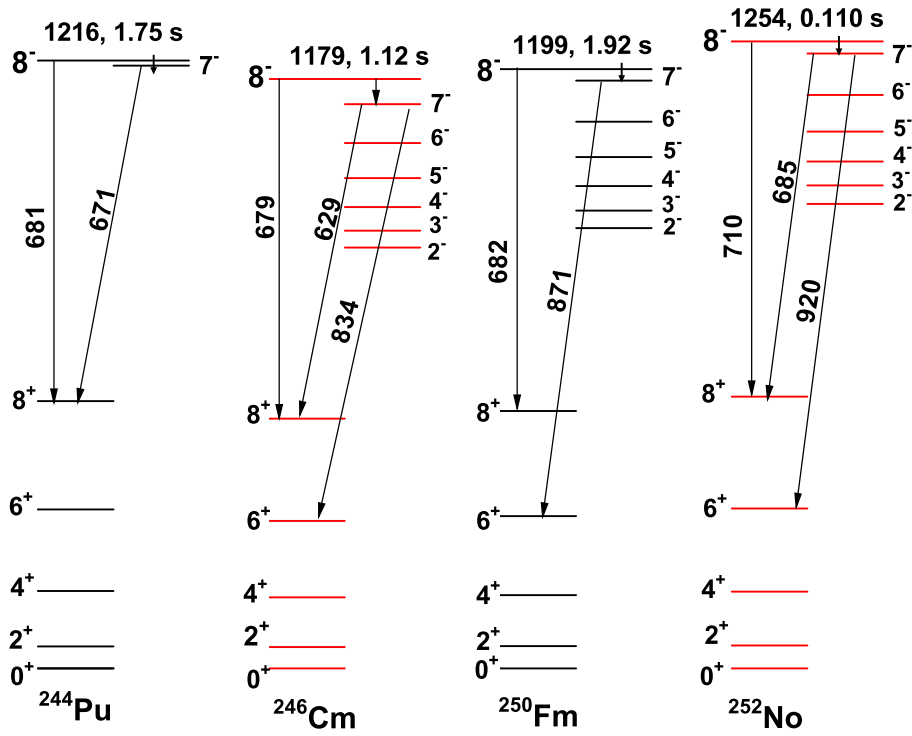


Fig. 17: Simplified decay schemes of K isomers in N = 150 isotones ^{244}Pu , ^{246}Cm , ^{250}Fm , and ^{252}No .

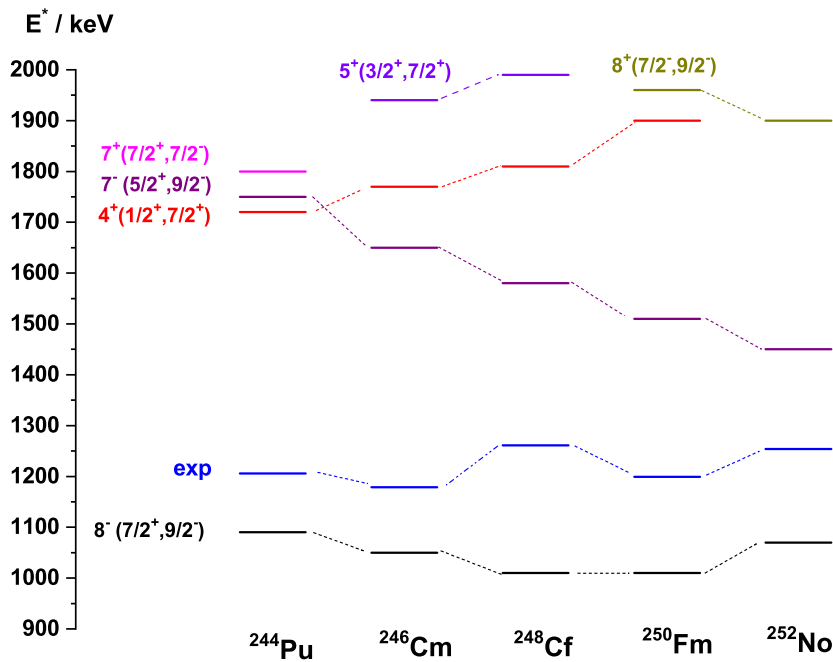


Fig. 18: Comparison of predicted [107] excitation energies of 2-quasi-neutron - states in N = 150 isotones with the experimental values for the $K^\pi = 8^-$ isomers.

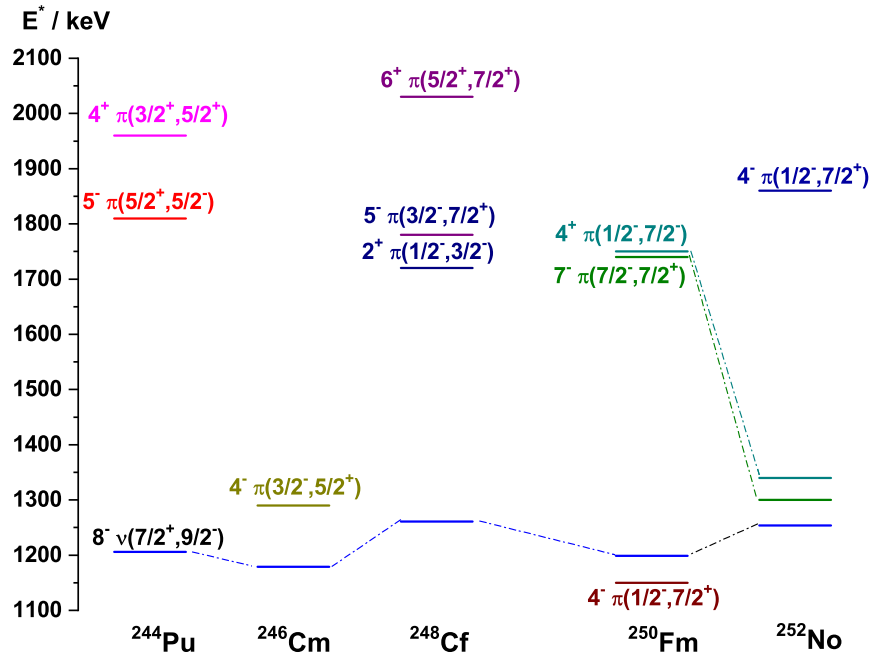


Fig. 19: Comparison of predicted [107] excitation energies of 2-quasi-proton - states in $N = 150$ isotones with the experimental values for the $K^\pi = 8^-$ isomers.

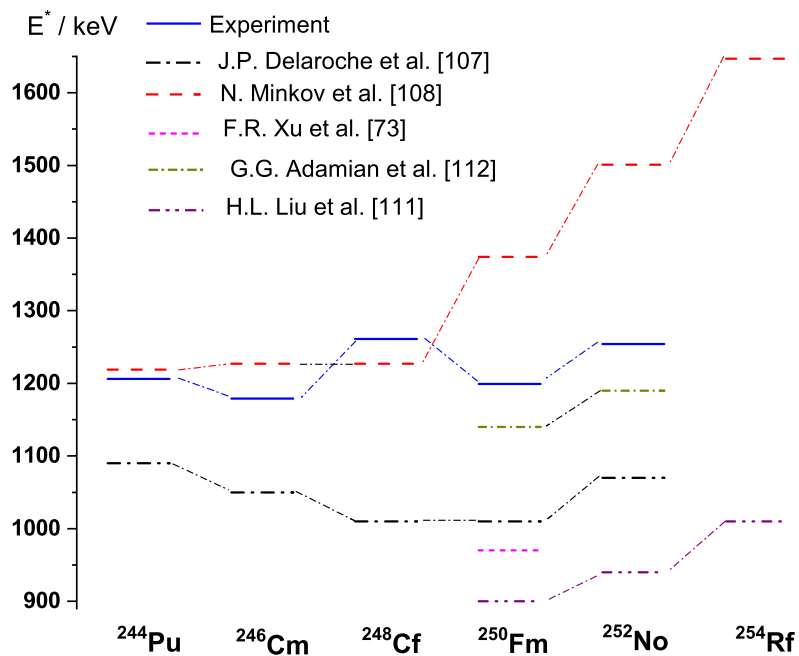


Fig. 20: Comparison of predicted excitation energies of for the $K^\pi = 8^-$ isomers in $N = 150$ isotones with the experimental values .

in $K^\pi = 8^-$.

Calculations of low lying 2 - quasiparticle - states in even-Z $N = 150$ isotones have been performed by a couple of authors [107, 112, 111, 108, 73]. In fig. 18 the results from J.-P. Delaroche et al. [107] for 2-quasi-neutron - states are compared with the experimental data for the $N = 150$ isotones in the range $Z = 94 - 102$. In all cases the $K^\pi = 8^-$ state is the lowest lying one. Other states are predicted at $E^* > 1500$ keV. The $K^\pi = 8^-$ states, however, are predicted at somewhat lower excitation energies with $\Delta E(\text{exp,theo}) = 115 - 190$ keV, except for ^{248}Cf where the difference is $\Delta E(\text{exp,theo}) = 250$ keV. But here one should keep in mind, that the excitation energy of the isomer is not well established (see sect. 6.3). In fig. 19 we compare the 2-quasi-proton - states predicted by J.-P. Delaroche et al. [107] below $E^* = 2$ MeV with the experimental results. In general the predicted 2-quasi-proton - states have different configurations, so no 'common trend' is observed as in the case of 2-quasi-neutron - states. On the other side this behavior is not unexpected, as the isotones differ in the number of protons leading also to different Nilsson-levels (proton single particle states) at low excitation energies, in contrast to nuclei within isotone lines, which are known to have similar structure (similar Nilsson single particle levels) at low excitation energies. In this way the similar structure of the K isomers in the $N = 150$ isotones supports their interpretation as 2-quasineutron states.

Calculations for K isomers in $N = 150$ isotones (but in general not for all nuclei) were also performed by F.R. Xu et al. [73], G.G. Adamian et al. [112], H.L. Liu et al. [111], and N. Minkov et al. [108]. F.R. Xu et al. consider as a possible configuration of the K isomer in ^{250}Fm a 2-quasi-proton state of $I^\pi = 7^-$ (configuration $\pi 7/2^+ [633]\uparrow \otimes \pi 7/2^- [514]\downarrow$) at a calculated excitation energy of $E^* = 1.01$ MeV (Note: the paper of F.R. Xu et al. was published before ^{252m}No was discovered and before detailed spectroscopic data for ^{250m}Fm were published.) In ^{252}No the $I^\pi = 7^-$ was settled at a considerably higher excitation energy of $E^* \approx 1.5$ MeV. F.R. Xu et al., however, remark that their calculations show that $I^\pi = 8^-$ 2-quasi-neutron states (configuration $\nu 9/2^- [734]\uparrow \otimes \nu 7/2^+ [613]\downarrow$) exist systematically in $N = 150$ isotones at excitation energies around 1 MeV; but only for ^{250}Fm a definite value of $E^* = 0.97$ MeV is given.

In fig. 20 the experimental excitation energies of the K isomers in the $N = 150$ isotones are compared with the results of the different calculations for $K^\pi = 8^-$ 2-quasi-neutron states. The calculations of J.P. Delaroche et al. reproduce the trend of quite stable excitation energies quite well, but deliver in general about 115 - 190 keV too low values. The calculations of N. Minkov et al. deliver quite stable excitation energies for ^{244}Pu , ^{246}Cm and ^{248}Cf and reproduce the experimental values very well within $\Delta E = [20]$ keV, but for the $Z > 98$ isotones the calculations result in steeply increasing excitation energies and deliver excitation energies too high by ≈ 175 keV for ^{250m}Fm and ≈ 250 keV for ^{252m}No . Quite satisfying agreement between experimental and calculated values is obtained by G.G. Adamian et al., F.R. Xu et al., and H.L. Liu et al. obtain too low excitation energies for the cases they consider.

The calculations of H.L. Liu et al. may hint to a change of the structure of the K isomers going from $Z = 102$ to $Z = 104$. The drastic change in the half-lives from ^{252m}No to ^{254m}Rf has been discussed in sect. 6.3. In [54] as a possible reason the authors gave a decrease of the hindrance of the M1 decay branch from the $K^\pi = 8^-$ isomer into the $I^\pi = 7^-$ state of the octupole band (indeed we observe in ^{252m}No a strong increase of the transition $K^\pi = 8^- \rightarrow I^\pi = 7^-$ (or $I^\pi = 6^-$) compared to the E1 transition $K^\pi = 8^- \rightarrow I^\pi = 8^+$ state of the ground state rotational band compared to the lighter isotones) and/or that the $K^\pi = 8^-$ isomer and the $I^\pi = 8^-$ might be very close in energy leading to an accidental configuration mixing resulting in a shorter half-life. We want to remind here, an indication for this already may be the drastic decrease of the isomeric half-life from ^{250m}Fm to ^{252m}No and also the low intensity of the E1 - transition $8^- \rightarrow 8^+$ (ground-state rotational band) compared to the M1 - transition $8^- \rightarrow 7^-$ (octupole vibration band).

The calculations of H.L. Liu et al. result in clear separation of the $K^\pi = 8^-$ isomeric state (there denoted as $\nu^2 8_1^-$) from other states, $\pi^2 7^-$, $\nu^2 6^+$ in ^{250m}Fm or $\nu^2 6^+$, $\pi^2 5^-$ in ^{252m}No . Contrary, in ^{254m}Rf the $K^\pi = 8^-$ state lies close in energy to a $K^\pi = 5^-$ 2-quasi-proton state (configuration $\pi 1/2^- [521]\downarrow \otimes \pi 9/2^+ [624]\uparrow$) and an $K^\pi = 8^-$ 2-quasi-proton state (configuration $\pi 7/2^- [514]\downarrow \otimes \pi 9/2^+ [624]\uparrow$). Thus a change of the configuration of the isomeric state from ^{252m}No to ^{254m}Rf could also be the reason for the drastic change in the half-lives.

7.22 K isomers in $N = 152$ isotones

While for the 2-quasiparticle isomers in the $N = 150$ isotones ^{244}Pu , ^{246}Cm , ^{250}Fm , ^{252}Fm , and ^{254}Rf the isomeric state was attributed to the same configuration the situation is completely different for the 2-quasiparticle isomers in the $N = 152$ isotones ^{248}Cm , ^{254}No and ^{256}Rf . The situation is shown in fig. 21. For ^{248}Cm and ^{254}No each one 2-quasiparticle isomer was observed with spin and parity assigned as $K^\pi = 8^-$; while in $^{254m1}\text{No}$ the 2-quasi-neutron configuration $\nu 7/2^+ [624]\downarrow \otimes \nu 9/2^- [734]\uparrow$ is preferred for ^{248}Cm also the 2-quasi-neutron state $\nu 7/2^+ [613]\uparrow \otimes \nu 9/2^- [734]\uparrow$ is considered [47]. Also decay paths are different. While ^{248m}Cm is interpreted to decay predominantly into the 8^+ and 6^+ members of a γ vibrational band with an $I^\pi = 2^+$ bandhead at $E^* = 1049$ keV, $^{254m1}\text{No}$ decays predominantly into the 7^+ member of the rotational band built up on a 2-quasi-proton $K^\pi = 3^+$ state with a configuration $\pi 1/2^- [521]\downarrow \otimes \pi 7/2^- [514]\downarrow$. Also half-lives differ by a factor of roughly 2000. In ^{256}Rf two isomeric

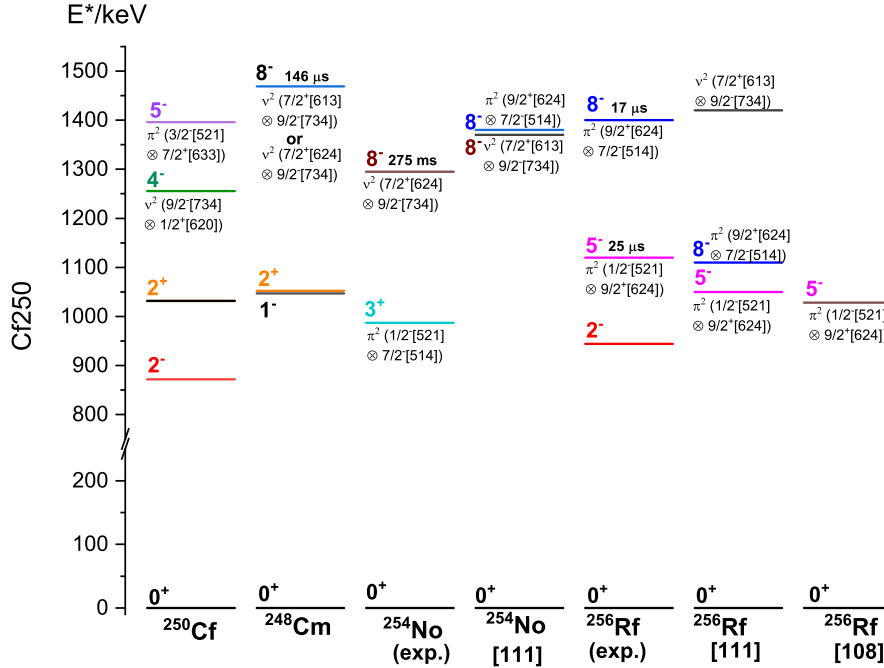


Fig. 21: Experimental and calculated levels in ^{250}Cf , ^{248}Cm , ^{254}No , ^{256}Rf .

states at $E^* < 1.5$ MeV are reported. A lower lying tentative $K^\pi = 5^-$ state ($\pi 1/2^- [521] \downarrow \otimes \pi 9/2^+ [624] \uparrow$ configuration) at $E^* \approx 1.120$ MeV and higher lying tentative $K^\pi = 8^-$ state ($\pi 7/2^- [514] \downarrow \otimes \pi 9/2^+ [624] \uparrow$) at $E^* \approx 1.4$ MeV. While the $K^\pi = 8^-$ isomer decays into the $K^\pi = 5^-$ one (or members of the rotational band built up on it), the $K^\pi = 5^-$ isomer is interpreted to decay into a band built up on a $I^\pi = 2^-$ octupole vibrational state located at $E^* \approx 944$ keV. Indeed such a state has been identified in the $N = 152$ isotope ^{250}Cf [21].

H.L. Liu et al. [111] predict for both isotopes ^{254}No and ^{256}Rf 2-quasi-proton- and 2-quasi-neutron states $E^* < 1.5$ MeV, namely $K^\pi = 8^- (\nu)$ ($\nu 7/2^+ [613] \downarrow \otimes \nu 9/2^- [734] \uparrow$), $K^\pi = 8^- (\pi)$ ($\pi 9/2^+ [624] \uparrow \otimes \pi 7/2^- [734] \downarrow$), and $K^\pi = 5^- (\pi)$ ($\pi 1/2^- [521] \downarrow \otimes \pi 9/2^+ [624] \uparrow$) (not shown in fig. 21. for better presentation) In ^{254}No all three states are predicted very close in energy $E^* \approx 1.38$ MeV and the authors prefer the $K^\pi = 8^- (\pi)$ state as the isomeric one.

In ^{256}Rf the $K^\pi = 5^- (\pi)$ ($E^* = 1.05$ MeV) and $K^\pi = 8^- (\pi)$ ($E^* = 1.11$ MeV) are quite close in energy, the $K^\pi = 8^- (\nu)$ is predicted at a significantly higher energy $E^* \approx 1.5$ MeV), leading to preferation of the $K^\pi = 5^- (\pi)$ state as the lower isomeric one.

Calculations of N. Minkov et al. [108] predict for ^{254}No the 2-quasi-proton -state $K^\pi = 8^- (\pi)$ ($\pi 9/2^+ [624] \uparrow \otimes \pi 7/2^- [514] \downarrow$) at $E^* = 1.914$ MeV, i.e. 639 keV above the experimental value. For ^{256}Rf they predict the $K^\pi = 5^-$ state at $E^* = 1.028$ MeV and the $K^\pi = 8^-$ state at $E^* = 1.748$ MeV about 350 keV above the assumed value.

J.-P. Delaroche et al. [107] who predict the excitation energies of the $K^\pi = 8^-$ 2-quasi-neutron isomers in the $N = 150$ isotones sufficiently well, do not predict either a 2-quasi-neutron - state or a 2-quasi-proton - state of $K^\pi = 8^-$ in ^{254}No at an excitation energy $E^* < 2$ MeV. The drastic decrease in the half-lives from $^{254m1}\text{No}$ to $^{256m1,256m2}\text{Rf}$ can thus be understood due to the lower K - difference of the initial and final states involved in the decay. But again we here want to point to the quite low half-life of ^{248m}Cm with respect to the high difference of $\Delta K = 6$ between the assumed isomeric state and the γ vibrational state. This could be a hint, that probably the isomer might be a state of a lower K value.

7.23 K isomer in ^{270}Ds

As mentioned in sect. 6.4, the K isomer ^{270m}Ds was identified by its α decay [26]. The excitation energy ($E^* = 1.13$ MeV) was estimated on the basis of the highest observed α decay energy attributed to the isomer (12.147 MeV) and the mean α decay energy of the ground state (11.03 ± 0.05 MeV). On the basis of the hindrance factor for the α decay a spin difference between ground state (0^+) and isomeric state of $\Delta I = 10 \pm 2 \hbar$ was estimated. Calculations resulted in possible K isomeric states of $K^\pi = 9^-$, 10^- , while $K^\pi = 9^-$ was slightly preferred in [26]. Such a procedure, however, is not unambiguous as the preferred K assignment was mainly based on the hindrance of the α decay due to the angular momentum difference between the initial state and the final state, assumed as the ground state. But even for the α

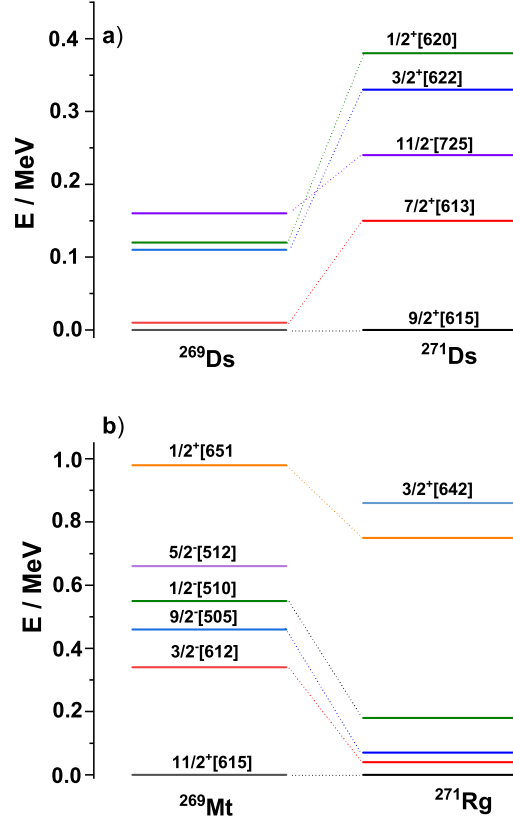


Fig. 22: Predicted low lying Nilsson levels, a) neutron single particle levels in $^{269,271}\text{Ds}$ [81]; b) proton single particles levels in ^{269}Mt and ^{271}Rg [110].

Tab. 9: Estimated hindrance factors of α decays of ^{270m}Ds into the ground-state rotational band of ^{266}Hs

Level	E_α/MeV	$T_\alpha/\mu\text{s}$	ΔL	$\text{HF}(\Delta L)$	$T_\alpha/T_\alpha(\text{gs})$	$\text{HF}(\text{m})$	$T_\alpha(\text{m})/\text{ms}$
0^+	12.15	37	9	936	1	936	35
2^+	12.105	44	7	71	1.19	84.4	3.1
4^+	12.005	71	5	9.8	1.91	18.7	0.69
6^+	11.845	148	3	2.5	4.0	10	0.37
8^+	11.627	419	1	1.2	11.32	13.6	0.50

decays of highest energy one cannot assume a priori decay into the ground state. Even only considering hindrance of α decay due to angular momentum difference (leaving structural hindrance and hindrance due to parity change aside) one has to respect decreasing hindrance due to decreasing angular momentum difference and increase of α decay half-lives due to lower Q - values for decays into excited members of the ground-state rotational band. The situation is shown in table 9.

Here E_α denotes the α decay energy into the considered level, taking excitation energies of the levels typically for heavy nuclei (see e.g. fig. 6). T_α is the theoretical α decay half-life according to [76, 77]. $\text{HF}(\Delta L)$ is the hindrance due to angular momentum change ΔL as suggested by J.O. Rasmussen [109]. $T_\alpha/T_\alpha(\text{gs})$ is the ratio of the partial α decay half-lives for the decay into the considered level and into the ground state. $\text{HF}(\text{m})$ denotes the 'mean' hindrance factor, $\text{HF}(\text{m}) = \text{HF}(\Delta L) \times (T_\alpha/T_\alpha(\text{gs}))$, and $T_\alpha(\text{m})$ the resulting partial α half-life. Although this treatment is quite crude, evidently α decay into the ground state is strongly hindered compared to α decay into low lying members of the ground-state rotational band, which makes the estimation of the excitation energy of the isomeric state by using the α decay energy uncertain and the given value of $E^* = 1.13$ MeV is rather a lower limit. It should here just be noted, that a small α decay branch for $^{254m1}\text{No}$ is reported in [33] with an energy somewhat smaller than expected from the excitation energy of $^{254m1}\text{No}$ and its ground-state α -decay energy.

The discussion on the structure of the isomeric state is based on the coupling of low lying single particle levels. For the sake of the further discussion in fig. 22 calculated single particle levels in neighbouring odd-mass nuclei are shown. Data for the even-Z nuclei $^{269,271}\text{Ds}$ are taken from [81], for the odd-Z nuclei

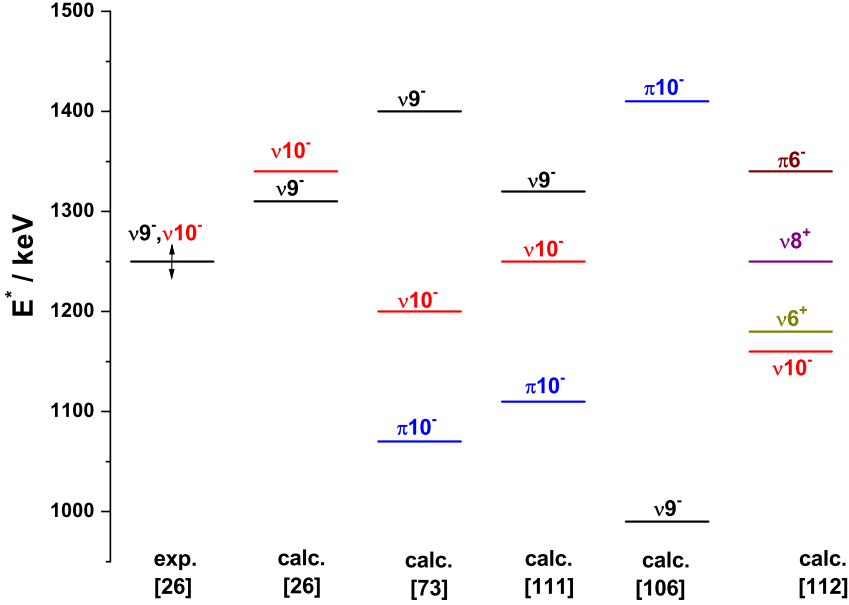


Fig. 23: Comparison of predicted low lying state of high K numbers in ^{270}Ds [26, 73, 111, 106, 112] with the tentative experimental assignment [26]. In the case of [111] levels of $K \leq 8$ in the range of $E^* = (1.0-1.5)$ MeV are omitted for better presentation.

^{269}Mt and ^{271}Rg are taken from [110].

Evidently states of high K values can be formed by couplings $\nu 7/2^+[613]\uparrow \otimes \nu 11/2^- [725]\uparrow$ resulting in $K^\pi = 9^-$, $\nu 9/2^+[615]\downarrow \otimes \nu 11/2^- [725]\uparrow$ resulting in $K^\pi = 10^-$, $\pi 9/2^- [505]\downarrow \otimes \pi 11/2^+ [615]\uparrow$ resulting in $K^\pi = 10^-$.

Calculations on the possible structure of the isomer, besides of those performed in [26] were later performed by F.R. Xu et al. [73], H.L. Liu et al. [111], V. Prassa et al. [106] and G.G. Adamian et al. [112]. The results are compared with those of [26] in Fig. 23. Besides S. Hofmann et al. [26] also F.R. Xu et al. [73] and H.L. Liu et al. [111] predict 2-neutron-quasi-particle- states of $K^\pi = 9^-$, 10^- at excitation energies $E^* = (1.0-1.5)$ MeV, but contrary to [26] the $K^\pi = 10^-$ state is predicted below the $K^\pi = 9^-$ state in [73, 111]. V. Prassa et al. [106] predict only the $K^\pi = 9^-$ state, G.G. Adamian et al. [112] and V. Prassa et al. [106] predict a $K^\pi = 10^-$ 2-quasi-proton-state in the range $E^* = (1.0-1.5)$ MeV, In [111] the $K^\pi = 10^-$ 2-quasi-neutron-state is favoured as the isomeric one due to the, according to the Gallagher rule favored coupling in energy ($\uparrow\downarrow$ configuration) in contrast to the unfavoured coupling of the $K^\pi = 9^-$ state ($\uparrow\uparrow$ configuration), while the $K^\pi = 10^-$ 2-quasi-proton-state is not considered as the isomeric one. Besides the $K^\pi = 10^-$ 2-quasi-neutron-state G.G. Adamian et al. also consider a $K^\pi = 6^+$ 2-quasi-neutron-state (configuration $\nu 1/2^- [761]\downarrow \otimes \nu 11/2^- [725]\uparrow$) as a possible isomeric one. In addition they obtain at $E^* < 1.5$ MeV a $K^\pi = 8^+$ 2-quasi-neutron-state (configuration not given, but probably $\nu 7/2^+[613]\uparrow \otimes \nu 9/2^+[604]\downarrow$ as expected in ^{268}Ds) and a $K^\pi = 6^-$ 2-quasi-proton-state; here also no configuration is given, but with respect to the calculated Nilsson levels shown in fig. 22 a possible configuration could be $\pi 11/2^+[615]\uparrow \otimes \nu 1/2^- [510]\uparrow$.

7.3 α decay of K isomers

α decay of K isomers has been reported so far only for three cases $^{254m1}\text{No}$ [33], ^{270m}Ds [26, 74, 75] and ^{266m}Hs [74, 75].

For $^{254m1}\text{No}$ two α events with individual energies of $E = 9369$ keV and $E = 9336$ keV were observed, while for the transition $^{254m}\text{No} \xrightarrow{\alpha} ^{250g}\text{Fm}$ a value $E_\alpha = 9370 \pm 10$ keV was expected. The lower energy of the second decay may be regarded as a hint that not the ground state of ^{250}Fm was populated, but a low lying member of the ground-state rotational band. A branching ratio $b_\alpha \leq 1 \times 10^{-4}$ and a partial α decay half-life of ≥ 2750 s were obtained. The theoretical half-life [76, 77] for a 9370-keV transition is $T_\alpha = 3.63$ ms, resulting in a hindrance factor $\text{HF} \geq 7.6 \times 10^5$, which is a factor ≥ 2435 or ≥ 26600 higher than hindrance factors expected for $\Delta L = 8$ or $\Delta L = 6$ transitions ($P_L/P_0 = \exp[-2.027L(L+1)Z^{-1/2}A^{-1/6}]$)[109]. But here we also have to consider that besides structural hindrance according to the selection rules for α decay for transitions between states of different parities (e.g. $8^- \rightarrow 0^+$, 2^+) only odd values of angular momentum change are allowed, which introduces strong hindrance between states of even values of angular momentum difference [113].

Tab. 10: Hindrance of α decay for transition from the K isomer into the ground-state or low lying members of the ground-state rotational band of the daughter nucleus for $^{254m1}\text{No}$ and ^{270m}Ds .

	$^{254m1}\text{No}$	^{270m}Ds
$T_\alpha(\text{calc})$	3.63 ms	0.39 μs
$T_\alpha(\text{exp})$	≥ 2750	10.25 ms
HF	$\geq 7.58 \times 10^5$	26148
HF(ΔL)	28.5 ($\Delta L = 6$)	932 ($\Delta L = 9$)
	311.2 ($\Delta L = 8$)	4260 ($\Delta L = 10$)
HF(struct)	26581 ($\Delta L = 6$)	28 ($\Delta L = 9$)
	2435 ($\Delta L = 8$)	6 ($\Delta L = 10$)

^{270m}Ds is insofar a specific case of a K isomer as it decays to a large extent by α emission. As the half-lives of the ground state (0.17 ms) and the isomeric state (3.81 ms) [78] differ by roughly a factor of 22 a rough estimate of the α branching can be obtained from the ratio of α - particles in the energy range of the ground state α decays having correlation times a factor of five longer (>1 ms) than the half-life of the ground state, which results in a branching $b_\alpha \approx 0.93$ [78], resulting in a partial α decay half-life of $T_\alpha = 4.1$ ms. Assuming events with energies $E_\alpha > 12$ MeV as decays into the ground state (or a 'low' member of the ground-state rotational band) one obtains a branching (6 out of 15 decays) of 0.4 and hence a partial α decay half-life of $T_\alpha \approx 4.1/0.4$ ms ≈ 10.25 ms. For the α events of the highest energies with a mean value of 12.136 MeV one obtains a theoretical α decay half-life of $T_\alpha = 3.9 \times 10^{-7}$ s resulting in a hindrance factor $\text{HF} \approx 26300$. Considering transitions $10^-, 9^- \rightarrow 0^+$ one expects hindrance factors of 4800 and 947 for $\Delta L = 10$ and $\Delta L = 9$ transitions [109]. Evidently the differences between the 'total' hindrance factors (from the ratio of the experimental and theoretical α half-lives) and those due to the angular momentum change are much smaller than in the case of $^{254m1}\text{No}$. If one now simply writes the total hindrance factor $\text{HF}(\text{tot})$ as the product of the angular momentum hindrance factor $\text{HF}(\Delta L)$ and the 'nuclear structure based hindrance' $\text{HF}(\text{struct})$ as $\text{HF}(\text{tot}) = \text{HF}(\Delta L) \times \text{HF}(\text{struct})$ one obtains $\text{HF}(\text{struct})(^{270m}\text{Ds}) \ll \text{HF}(\text{struct})(^{254m1}\text{No})$ (see table 10).

α decay of ^{270m}Ds was investigated theoretically by R.M Clark and D. Rudolph [114] using the 'superfluid tunneling model'(STM). They were able to reproduce the ground-state α decay half-lives of all known even-even nuclei in the range $Z=100-118$. Applying their model to the α decay of ^{270m}Ds they obtain a partial α decay half-life of 36 ms for a $\Delta L = 9$ transition, when reducing the pairing gap parameter to sixty percent of the value used to reproduce the half-lives for the ground-state α - decay of the even - even nuclei, which caused an increase of the half-life by a factor of ≈ 136 . This value is not in severe disagreement with the experimental partial half-life of 11 ms. For the decay of ^{270m}Ds into the assumed isomer in ^{266}Hs they obtain a partial α decay half-life of 31 ms, which can be compared with the experimental value of 63 ms, assuming a relative intensity of 0.07 (one out of fifteen decays) for that transition. Thus, the agreement of the results of R.M. Clark and D. Rudolph with the experimental data is not so bad. It should be noted that reduction of the pairing gap parameter does not mean simply a reduction of the pairing, but includes also reduction of the decay probability due to nuclear structure 'effects' [114]. Consequently the authors conclude 'we find that the effects of nuclear structure of the multi-quasiparticle isomer, which is accounted for in the STM model by a reduction of the pairing gap parameter must be included' [114].

In conclusion we have to state that the quite low values of the 'structural' hindrance factors are in disagreement with 'very high' hindrance factors expected for transitions violating by the selection rules, in this case for α decay with an even value for angular momentum change and a parity change, i.e. for the transition $10^- \rightarrow 0^+, 2^+$. In other words, the α decay hindrance factors do not support a $K^\pi = 10^-$ configuration of the isomer, as it seems preferred by the nuclear structure calculations and applying the Gallagher rule, but rather suggest a $K^\pi = 9^-$. This statement, however, is quite vague and further detailed investigations are required to clarify the situation.

7.4 Stability of K isomers against fission

It is well known that spontaneous fission of nuclei with odd numbers of protons and/or neutrons is hindered compared to even - even nuclei. This feature qualitatively can be understood by the conservation of angular momentum and parity. While a pair of nuclei coupling their angular momenta to $L=0$ may change the nuclear level at crossing points during deformation towards the fission configuration, thus following the energetically most favourable path [115], for an unpaired nucleon this is normally not possible as it has to keep its angular momentum, which leads to an effective increase of the fission barrier, in liter-

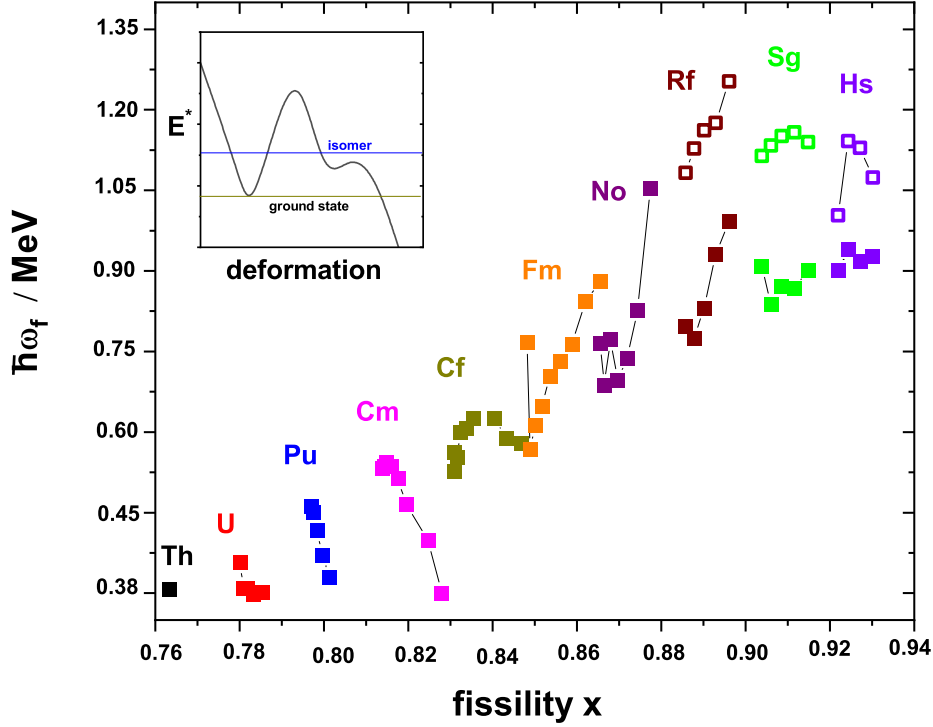


Fig. 24: Barrier curvature energy for even - even nuclei.

ature denoted as 'specialization energy' and thus to an increase of the half-life [116]. Quantitatively this increase can be expressed by a hindrance factor $HF = T_{sf}(\text{exp})/T_{ee}$, where $T_{sf}(\text{exp})$ is the experimental half-life and T_{ee} the 'unhindered' half-life, usually taken as the geometric mean of the half-lives of the neighbouring even-even nuclei. There is no general rule for estimation of such hindrance factors, since the increase of the effective fission barrier depends of the nuclear structure of the considered nuclei and on the increase in energy of the occupied single particle level at deformation. Nevertheless a correlation between the steepness of increase or decrease in energy at deformation seems evident [102]. In odd-odd nuclei with an unpaired proton and an unpaired neutron, both nucleons have to keep their angular momenta, leading to higher hindrance factors than obtained for odd-mass nuclei. Consequently only very few cases of spontaneous fission of odd-odd nuclei are known. It should be mentioned that detection of spontaneous fission is complicated by the fact, that the odd-odd nucleus may decay by β^- , β^+ or electron capture decay into an even-even nucleus of much lower half-life that undergoes spontaneous fission. So techniques to discriminate between 'direct' spontaneous fission and spontaneous fission after β^- or electron capture decay have to be applied.

In K isomers, where pairs of nucleons are broken and the nucleons are excited into different levels, the situation resembles that in odd-odd nuclei, i.e. a strong hindrance of spontaneous fission can be expected. So far, only for two cases, ^{256m}Fm [25] and $^{254m1}\text{No}$ (see sect. 6.2) spontaneous fission was observed. It should be mentioned that here one is faced with similar situation as in odd-odd nuclei. In some nuclei ($^{253,254}\text{Rf}$, ^{250}No) two fission activities were observed. In these three cases, however, it was shown, that the isomer decays by internal transitions into the ground-state, which then undergoes spontaneous fission.

To obtain information about fission hindrance of K isomers F.P. Heßberger et al. [33] performed for the case of $^{254m1,m2}\text{No}$ some basic calculations to estimate fission half-lives of these isomers. The calculations were based on the empirical description of fission half-lives suggested by V.E. Viola and B.D. Wilkins [117]. Similar to description of α decay spontaneous fission was estimated as a tunneling through a one-dimensional fission barrier. The fission half-life thus was expressed as

$$(7.4.1) T_{sf} = \ln 2 \times (nP)^{-1}$$

where 'n' denotes the frequency of barrier assaults, 'P' the barrier penetration probability.

The fission barrier was approximated by an inverted parabola, and the barrier transmission probability

was calculated using the Hill-Wheeler approximation [118], resulting in

$$(7.4.2) P = [1 + \exp(2\pi/\hbar\omega_f)(B_f - E)]^{-1}$$

with $\hbar\omega_f$ representing the barrier curvature energy, B_f the fission barrier and E the excitation energy above the ground state.

The fission half-life for the ground state ($E^* = 0$) can thus be written as

$$(7.4.3) \lg(T_{sf}/\text{years}) = (2.73/\hbar\omega_f \times B_{sf}) - 28.04$$

It should be noted, however, that this approximation is quite crude, as in the region of the actinides the fission barrier is known to be double humped [119] as sketched in fig. 24 in the inset. On the basis of the above relation for the fission half-lives F.P. Heßberger et al. [120] analyzed the barrier curvature energies for the known even-even nuclei using the fission barrier as the sum $B_{sf} = B_{sf}^{LD} - \delta U_{gs}$ with the liquid drop fission barrier B_{sf}^{LD} as suggested by M. Dahlinger et al. [121] and δU_{gs} being the ground-state shell correction energy as presented by P. Möller and J.R. Nix [122]. On this basis F.P. Heßberger et al. [120] obtained quite smooth behavior of $\hbar\omega_f$ around 0.4 MeV as function of the fissility parameter $x^{\dagger\dagger}$ for the isotopes of uranium to californium (region 1), $\hbar\omega_f$ around 0.8 MeV, for the isotopes of nobelium, rutherfordium and seaborgium, where the outer fission barrier was predicted to lie in energy below the ground state [123] (region 3) and a strong variation with x for the fermium and nobelium isotopes (region 2), which was explained by quite broad barriers in region 1, narrow barriers in region 3 and a 'transition region' (region 2). On this basis F.P. Heßberger et al. [33] calculated, however using liquid drop fission barriers according to A. Sierk [124] and ground state shell correction energies from R. Smolanczuk and A. Sobczewski [127], fission half-lives for $^{254m1,254m2}\text{No}$ of 1 s ($^{254m1}\text{No}$) and $<0.5 \mu\text{s}$ ($^{254m2}\text{No}$) and hence hindrance factors of ≈ 1375 ($^{254m1}\text{No}$) and $>3.3 \times 10^6$ ($^{254m2}\text{No}$). The hindrance factor $\text{HF} = 1375$ seems quite low, but one has to consider that it is very sensitive to the value of the barrier curvature $\hbar\omega_f$ and the effective fission barrier ($B_{sf} - E^*$). In [33] quite conservative values of $(B_{sf} - E^*) = 5.643$ MeV and $\hbar\omega_f = 0.75$ MeV were used; using a slightly higher value $\hbar\omega_f = 0.8$ MeV and $(B_{sf} - E^*) = 5.47$ MeV using the fission barrier from [126], one obtains $T_{sf} = 0.013$ s, hence a two orders of magnitude lower value (see table 11).

In fig. 24 the results for the barrier curvature energies $\hbar\omega_f$ according to relation 7.4.3. using, however, fission barriers as published by P. Möller et al. [126] (full squares) for the elements thorium to hassium are presented as function of the fissility parameter x ; for comparison results for the isotopes of the elements rutherfordium, seaborgium, and hassium using the dynamical fission barriers B_f^{dyn} as published by R. Smolanczuk et al. [127] are shown as open squares in fig. 24. Evidently an increase of the barrier curvature energies at increasing fissility is observed, with partly strong variations within an isotope line, which is seen a signature for a change of the shape of the fission barrier. The values using fission barriers of [127] are higher than those using fission barriers of [126] since [127] predict higher fission barriers.

For the case of $^{254m1}\text{No}$ one obtains a fission half-life of $T_{sf} = 0.0339$ s using the value of $\hbar\omega_f$ for the ground state. Respecting, however, that the excitation energy of the isomer may be already above the height of the outer barrier, thus taking the barrier curvature obtained for ^{250}No , which is expected to have a narrow single-humped barrier [123] one obtains $T_{sf} = 0.48 \mu\text{s}$, and hence hindrance factors of $\text{HF} = 40560$ and $\text{HF} = 2.86 \times 10^9$.

Recently the idea of parametrizing the barrier curvature energy was resumed by J. Khuyagbaatar [128]. He obtained somewhat higher values of $\hbar\omega_f$ and a fission half-life of 9.4×10^{-4} for $^{254m1}\text{No}$. The results are summarized in table 11; evidently the hindrance factor reported in [33] seems unrealistic low, seemingly using a too low value for the barrier curvature energy. But it also seen that the hindrance factors resulting from the other analyses also straggle in a wide range of more than four orders of magnitude, which can be ascribed due to the rather simple form of calculating the fission half-lives.

In the case of ^{256}Fm Khuyagbaatar report a calculated unhindered fission half-life of 2.2×10^{-7} s, while the analysis presented here delivers a value $T_{sf}(\text{calc}) = 3.6 \times 10^{-8}$ s and hence hindrance factors of 3.6×10^3 [128] and 2.2×10^5 .

A comparison for $^{254m1}\text{No}$ is shown in table 11. Evidently the cases 3 and 4 exhibit hindrance factors of $>1 \times 10^6$ which is higher than hindrance factor for odd-mass nuclei which are typically (except a few cases) $< \times 10^6$, i.e. one can conclude that fission of $^{254m1}\text{No}$ is more hindered than typically for nuclei with one unpaired nucleon. A comparison with odd-odd nuclei is hardly possible, as there are only two cases of odd-odd nuclei where direct fission is reported, ^{262}Db (a less certain case) and ^{260}Md . In the case of ^{262}Db a quite low hindrance factor ($\text{HF} \approx 3250$) is obtained, while for ^{260}Md a quite high value ($\text{HF} \approx 9.2 \times 10^8$) is obtained (see [102]). Thus one may conclude that fission hindrance of 2- quasiparticle - K isomers (with two unpaired nucleons) indeed rather resembles the case of odd-odd nuclei with each an unpaired proton and neutron. At present state, such a conclusion is indeed still somewhat speculative, more information of spontaneous fission of K isomers and odd-odd nuclei is required as well as efforts from theory to calculate fission half-lives of K isomers is required.

$\dagger\dagger x = Z^2 / (49.22 \times A - 1.03803 \times I^2 - 20.489 \times I^4)$ and $I = (A - 2Z)/A$

Tab. 11: Comparison of fission hindrances for $^{254m1}\text{No}$ for different barrier curvature energies $\hbar\omega_f$ values. $T_{sf} = 1375$ s for all cases.

reference	$T_{sf}(\text{calc})$	HF
[33]	1 s	1375
[33], $\hbar\omega_f=0.8$ MeV	0.013 s	1.06×10^5
this work, $\hbar\omega_f=0.783$ MeV	0.034 s	4.1×10^4
this work, $\hbar\omega_f=1.05$ MeV	0.048 μs	2.9×10^9
[128]	0.94 ms s	1.4×10^6

Finally one other item should be mentioned; besides $\hbar\omega_f$ fission half-lives calculated using the above mentioned method are also quite sensitive to the fission barrier. To show the situation fission half-lives of ^{256}Rf for the ground-state and at an excitation energy of 1 MeV were calculated using once the fission barriers from [126] and the analyzed barrier curvatures and once the dynamical fission barriers from [127]. Using in both cases the values of $\hbar\omega_f$ extracted for the ground-state fission half-lives of $T_{sf}(E^*=1 \text{ MeV}) = 7.6 \mu\text{s}$ (fission barriers from [126]) and $T_{sf}(E^* = 1 \text{ MeV}) = 30 \mu\text{s}$ (fission barriers from [127]) and hence half-life ratios $T_{sf}(\text{gs})/T_{sf}(E^*=1 \text{ MeV}) = 860$ and $T_{sf}(\text{gs})/T_{sf}(E^*=1 \text{ MeV}) = 210$ are obtained; although these ratios vary within a factor of four, this difference is not of significant relevance for qualitative discussion on fission hindrance of K isomers.

8. Outlook

The occurrence of K isomers in strongly prolate deformed nuclei is a physically interesting phenomenon. Thanks to improved experimental techniques investigation of K isomers became a key aspect in spectroscopy of transfermium nuclei during the past two decades. Although about thirty new K isomers were discovered in that region of nuclei, information on the structure and decay properties is scarce for most of the cases due to low production rates for most of the isomers which do not allow for detailed γ spectroscopic investigations.

A specific feature pointed out quite often is the longer half-life of some isomers compared to the ground-state, which was also discussed in context with the stability of 'superheavy' nuclei in vicinity of the closed proton and neutron shells expected at $Z = 114, 120$ or 126 and $N = 172$ or 184 . Here one has to keep in mind, however, that K isomerism is a phenomenon in strongly deformed nuclei, while the nuclei around the closed proton and neutron shells are spherical. So K isomers are not expected in the region of spherical superheavy elements.

Stability and decay properties of K isomers (also with respect to those of the ground-state) are strongly related to the properties of the radioactive decay modes, internal transitions, α decay, spontaneous fission, relevant for the decay of the isomers.

The ratios (partial half-lives) for internal transitions are essentially defined by the K hindrance, those for α decay by the Q-value, the 'angular momentum hindrance' and by hindrance due to changes in nuclear structure and the parity. Spontaneous fission half-lives are essentially defined by height and shape of the fission barrier and a fission hindrance due to unpaired nucleons. It is thus the interplay between probabilities of these three decay modes which finally defines the decay of the K isomer. As long as partial half-lives for α decay and spontaneous fission are significantly larger than those for internal transitions, the latter will dominate and α decay and spontaneous fission will be exotic decay modes with low intensities as in the case of $^{254m1}\text{No}$. Half-lives of the K isomers are definitely shorter than those of the ground-states in such cases. The situation changes, when partial half-lives for α decay or spontaneous fission come into the same order of magnitude as the half-lives for internal transitions. In those cases α decay or spontaneous fission can become the essential decay modes of K isomers and also half-lives of the isomeric state may become longer than that of the ground state due to strong hindrance of the isomeric decays while α decay or spontaneous fission of the ground-state is unhindered or at least less hindered. An example is the decay of $^{270,270m}\text{Ds}$ by α emission, where α decay of the isomeric state is strongly hindered, and thus half-life is longer than that of the ground-state despite of a higher Q_α - value of the isomer. Another phenomenon is the observation of two fission activities for ^{250}No and ^{254}Rf (^{254}Rf , $T_{1/2} = 247 \mu\text{s}$), with the shorter one attributed to the ground-state and the longer one attributed to the isomeric state. Here it was shown that direct fission of the isomer is at best a decay mode of very low intensity due to the strong hindrance caused by the unpaired nucleons despite a significantly (≤ 1 MeV) lower fission barrier of the isomer. The longer-lived fission activity attributed to the isomer rather represents spontaneous fission of the ground-state delayed by internal transitions. Thus we can conclude, although details of the decays are theoretically not well understood, that decay of the latter K isomers can be understood on the basis of the more or less well known properties of internal transitions, α decay and spontaneous fission and certainly do not contain some kind of 'new physics'.

Although properties of K isomers in the transfermium region will not have direct impact on the expected

properties of 'spherical' superheavy nuclei, study of their properties will deliver valuable information on energies and ordering of single particle levels (Nilsson levels) which certainly will have feedback on the prediction and location of spherical proton and neutron shells in the range $Z = 114-126$ and $N = 172-184$.

REFERENCES

- [1] G.D. Dracoulis, P.M. Walker, F.G. Kondev, Rep. Prog. Phys. **79**, 076301 (2016).
- [2] P.M. Walker, G.D. Dracoulis, Nature **399**, 35 (1999).
- [3] K. Hauschild, A. Lopez-Martens, R. Chakma, M.L. Chelnokov, V.I. Chepigin, A.V. Isaev, I.N. Izosimov, D.E. Katrsev, A.A. Kuznetsova, O.N. Malyshev, A.G. Popeko, Yu.A. Popov, E.A. Sokol, A.V. Svirikhin, M.S. Tezkebayeva, A.V. Yeregin, Z. Asfari, O. Dorvaux, B.J.P. Gall, K. Kessaci, D. Ackermann, J. Piot, P. Mosat, B. Andel, Eur. Phys. J. A **58**:6 (2022).
- [4] R.D. Evans, 'The Atomic Nucleus', McGraw-Hill Book Company, Inc., New York, Toronto, London (1955).
- [5] L.W. Nordheim, Phys. Rev. **78**, 294 (1950).
- [6] L.W. Nordheim, Rev. of Mod. Phys. **23**, 322 (1951).
- [7] C.J. Gallagher, Jr., S.A. Moszkowski, Phys. Rev. **111**, 1282 (1958).
- [8] M.H. Brennan, A.M. Bernstein, Phys. Rev. **120**, 927 (1960).
- [9] C.J. Gallagher, Jr., Phys. Rev. **126**, 1525 (1962).
- [10] G. Alaga, K. Alder, A. Bohr, B.R. Mottelson, Dan. Mat. Fys. Medd. **29** no. 9 (1955).
- [11] C.J. Gallagher, Nucl. Phys. **16**, 215 (1960).
- [12] A. Bohr, B.R. Mottelson, Nucl. Struct. Vol. II, World Scientific, New Jersey, London, Singapore, Beijing, Shanghai, Hong Kong, Taipei, Chennai, Reprint 1998
- [13] S. G. Nilsson, Dan. Mat. Fys. Medd. **29** no. 16 (1955).
- [14] K.E.G. Löbner, Phys. Lett. **26B**, 369 (1968).
- [15] L.I. Rusinov, Sovjet Phys. Usp. **4**, 282 (1961).
- [16] F.G. Kondev, G.D. Dracoulis, T. Kibedi, Atomic Data and Nuclear Data Tables **103,104**, 50 (2015).
- [17] S. Hofmann, G. Münzenberg, W. Faust, T. Kitahara, W. Reisdorf, P. Armbruster, K. Güttner, B. Thuma, GSI Jahresbericht 1978, GSI 79-11, 65 (1979).
- [18] G.D. Jones, Nuclear Instruments and Methods in Phys. Research A **488**, 471 (2002).
- [19] B. Streicher, F.P. Heßberger, S. Antalic, S. Hofmann, D. Ackermann, S. Heinz, B. Kindler, J. Khuyagbaatar, I. Kojouharov, P. Kuusiniemi, M. Leino, B. Lommel, R. Mann, S. Saro, B. Sulignano, J. Uusitalo, M. Venhart, Eur. Phys. J. **A45**, 275 (2010).
- [20] I. Ahmad, F.T. Porter, M.S. Freedman, R.F. Barnes, R.K. Sjoblom, F. Wagner, Jr., J. Milsted, P.R. Fields, Phys. Rev. **C3**, 390 (1971).
- [21] R.B. Firestone, V.S. Shirley (editors), S.Y. Frank Chu (CD ROM editor), C.M. Baglin, J. Ziplin (co-editors), Table of Isotopes, 8th edition, John Wiley and Sons, New York (1996).
- [22] A. Ghiorso, K. Eskola, P. Eskola, M. Nurmi, Phys. Rev. **C7**, 2032 (1973).
- [23] V.G. Solov'ev, A.V. Sushkov, A.Yu. Shirikova, Sov. J. Nucl. Phys. **54**, 748 (1991).
- [24] Yu.A. Lazarev, Yu.V. Lobanov, R.N. Sagaidak, V.K. Utyonkov, M. Hussonnois, Yu.P. Kharitonov, I.V. Shirokovsky, S.P. Tretyakova, Yu.Ts. Oganessian, Physica Scripta **39**, 422 (1989).
- [25] H.L. Hall, K.E. Gregorich, R.A. Henderson, D.M. Lee, D.C. Hoffman, M.E. Bunker, M.M. Fowler, P. Lysaght, J.W. Starner, J.B. Wilhelmy, Phys. Rev. **C39**, 1866 (1989).
- [26] S. Hofmann, F.P. Heßberger, D. Ackermann, S. Antalic, P. Cagarda, S. Cwiok, B. Kindler, J. Kojouharova, B. Lommel, R. Mann, G. Münzenberg, A.G. Popeko, S. Saro, H.J. Schött, A.V. Yeregin, Eur. Phys. J. **A10**, 5 (2001).
- [27] R.-D. Herzberg, P.T. Greenlees, P.A. Butler, G.D. Jones, M. Venhart, I.G. Darby, S. Eeckhaudt, K. Eskola, T. Grahn, C. Gray-Jones, F.P. Heßberger, P. Jones, R. Julin, S. Juutinen, S. Ketelhut, W. Kortén, M. Leino, A.-P. Leppänen, S. Moon, M. Nyman, R.D. Page, J. Pakarinen, A. Pritchard, P. Rahkila, J. Saren, C. Scholey, A. Steer, Y. Sun, Ch. Theisen, J. Uusitalo, Nature **442**, 896 (2006).
- [28] S.K. Tandel, T.L. Khoo, D. Seweryniak, G. Mukherjee, I. Ahmad, B. Back, R. Blinstrup, M.P. Carpenter, J. Chapman, P. Chowdhury, C.N. Davids, A.A. Hecht, A. Heinz, P. Ikin, R.V.F. Janssens, F.G. Kondev, T. Lauritsen, C.J. Lister, E.F. Moore, D. Peterson, P. Reiter, U.S. Tandel, X. Wang, S. Zhu, Phys. Rev. Lett. **97**, 082502 (2006).
- [29] F.P. Heßberger, International Journal of Modern Physics E **15**, 284 (2006).
- [30] F.P. Heßberger, S. Hofmann, D. Ackermann, S. Antalic, B. Kindler, I. Kojouharov, P. Kuusiniemi, M. Leino, B. Lommel, R. Mann, K. Nishio, A.G. Popeko, B. Sulignano, S. Saro, B. Streicher, M. Venhart, A.V. Yeregin, Eur. Phys. J. A **30**, 561 (2006).
- [31] F.P. Heßberger, Physics of Atomic Nuclei **70**, 1445 (2007).
- [32] A. Lopez-Martens, K. Hauschild, A.V. Yeregin, O. Dorvaux, A.V. Belozerov, Ch. Briancon, M.L. Chelnokov, V.I. Chepigin, D. Curien, P. Desesquelles, B. Gall, V.A. Gorshkov, M. Guttormsen, F. Hanappe, A.P. Kabachenko, F. Khalfallah, A. Korichi, A.C. Larsen, O.N. Malyshev, A. Minkova, Yu.Ts. Oganessian, A.G. Popeko, M. Rousseau, N. Rowley, R.N. Sagaidak, S. Sharov, A.V. Shutov,

- S. Siem, L. Stuttge, A.I. Svirikhin, N.U.H. Syed, Ch. Theisen, *Eur. Phys. J.* **A32**, 245 (2007).
- [33] F.P. Heßberger, S. Antalic, B. Sulignano, D. Ackermann, S. Heinz, S. Hofmann, B. Kindler, J. Khuyagbaatar, I. Kojouharov, P. Kuusiniemi, M. Leino, B. Lommel, R. Mann, K. Nishio, A.G. Popeko, S. Saro, B. Streicher, J. Uusitalo, M. Venhart, A.V. Yeremin, *Eur. Phys. J.* **A43**, 55 (2010).
- [34] R.D. Herzberg, private communication (2009)
- [35] A.J. Ward, PHD Thesis, University of Liverpool (2016)
- [36] R.M. Clark, K.E. Gregorich, J.S. Berryman, M.N. Ali, J.M. Allmond, C.W. Beausang, M. Cromaz, M.A. Deleplanque, I. Dragojevic, J. Dvorak, P.A. Ellison, P. Fallon, M.A. Garcia, J.M. Gates, S. Gros, H.B. Jeppesen, D. Kaji, I.Y. Lee, A.O. Macchiavelli, K. Morimoto, H. Nitsche, S. Paschalis, M. Petri, L. Stavsetra, F.S. Stephens, H. Watanabe, M. Wiedeking, *Phys. Lett.* **B690**, 19 (2010).
- [37] A. Lopez-Martens, K. Hauschild, and the GABRIELA collaboration, *Eur. Phys. J.* **A58**:134 (2022).
- [38] S.S. Hota, S.K. Tandel, P. Chowdhury, I. Ahmad, M.P. Carpenter, C.J. Chiara, J.P. Greene, C.R. Hoffman, E.G. Jackson, R.V.F. Janssens, B.P. Kay, T.L. Khoo, F.G. Kondev, S. Lakshmi, S. Lalkovski, T. Lauritsen, C.J. Lister, E.A. McCutchan, K. Moran, D. Peterson, U. Shirwadkar, D. Seweryniak, I. Stefanescu, Y. Toh, S. Zhu, *Phys. Rev.* **C94**, 021303(R) (2016).
- [39] P.R. Fields, I. Ahmad, R.K. Sjoblom. R.F. Barnes, E.P. Horwitz, *J. Inorg. Nucl. Chem.* **30**, 1345 (1968).
- [40] C.J. Gallagher, V.G. Soloviev, *K. danske. Vidensk. Selsk. Skr.* **2**, No.2 (1962).
- [41] L.G. Multhauf, K.G. Tirsell, R.J. Morrow, R. A. Meyer, *Phys. Rev.* **C3**, 1338 (1971).
- [42] V.G. Soloviev, T. Siklos, *Nucl. Phys.* **59**, 145 (1964).
- [43] K. Neergaard, P. Vogel, *Nucl. Phys.* **A149**, 217 (1970).
- [44] F.S. Stephens, F. Asaro, S. Fried, I. Perlman, *Phys. Rev. Lett.* **15**, 420 (1965).
- [45] S.W. Yates, A.M. Friedman, I. Ahmad, *Phys. Rev.* **C12**, 795 (1975).
- [46] A.P. Robinson, T.L. Khoo, I. Ahmad, S.K. Tandel, F.G. Kondev, T. Nakatsukasa, D. Seweryniak, M. Asai, B.B. Back, M.P. Carpenter, P. Chowdhury, C.N. Davids, S. Eeckhaudt, J.P. Greene, P.T. Greenlees, S. Gros, A. Heinz, R.-D. Herzberg, R.V.F. Janssens, G.D. Jones, T. Lauritsen, C.J. Lister, D. Peterson, J. Qian, U.S. Tandel, X. Wang, S. Zhu, *Phys. Rev.* **C78**, 034308 (2008).
- [47] U. Shirwadkar, S.K. Tandel, P. Chowdhury, T.L. Khoo, I. Ahmad, M.P. Carpenter, J.P. Greene, R.V.F. Janssens, F.G. Kondev, T. Lauritsen, C.J. Lister, D. Peterson, D. Seweryniak, X. Wang, S. Zhu, *Phys. Rev.* **C100**, 034309 (2019).
- [48] K. Katori, I. Ahmad, A.M. Friedman, *Phys. Rec.* **C78**, 014301 (2008).
- [49] R. Orlandi, M. Makii, K. Nishio, K. Hirose, M. Asai, K. Tsukada, T.K. Sato, Y. Ito, F. Suzuki, Y. Nagame, A.N. Andreyev, E. Ideguchi, N. Aoi, T.T. Pham, S.Q. Yan, Y.P. Shen, B. Gao, G. Li, *Phys. Rev.* **C106**, 064301 (2022).
- [50] P.T. Greenlees, R.-D. Herzberg, S. Ketelhut, P.A. Butler, P. Chowdhury, T. Grahn, C. Cray-Jones, G.D. Jones, P. Jones, R. Julin, S. Juutinen, T.-L. Khoo. M. Leino, S. Moon, M. Nyman, J. Pakarinen, P. Rahkila, D. Rostron, J. Saren, C. Scholey, J. Sorri, S.K. Tandel, J. Uusitalo, M. Venhart, *Phys. Rev.* **C78**, 021303(R) (2008).
- [51] S. Ketelhut, PHD, Department of Physics, University of Jyväskylä, Research Report No. 11/2010 (2010).
- [52] B. Sulignano, S. Heinz, F.P. Heßberger, S. Hofmann, D. Ackermann, S. Antalic, B. Kindler, I. Kojouharov, P. Kuusiniemi, B. Lommel, R. Mann, K. Nishio, A.G. Popeko, S. Saro, B. Streicher, M. Venhart, A.V. Yeremin, *Eur. Phys. J.* **A33**, 327 (2007).
- [53] B. Sulignano, Ch. Theisen, J.-P. Delaroche, M. Girod, J. Ljungsvall, D. Ackermann, S. Antalic, O. Dorvaux, A. Drouart, B. Gall, A. Görgen, P.T. Greenlees, K. Hauschild, R.-D. Herzberg, F.P. Heßberger, U. Jakobsson, P. Jones, R. Julin, S. Juutinen, S. Ketelhut, W. Korten, M. Leino, A. Lopez-Martens, M. Nyman, A. Obertelli, J. Pakarinen, P. Papadakis, E. Parr, P. Peura, J. Piot, P. Rahkila, D. Rostron, P. Ruotsalainen, J. Saren, Ch. Scholey, J. Sorri, J. Uusitalo, M. Venhart, M. Zielinska, *Phys. Rev.* **C86**, 044318 (2012).
- [54] H.M. David, J. Chen, D. Seweryniak, F.G. Kondev, J.M. Gates, K.E. Gregorich, I. Ahmad, M. Albers, B.B. Back, B. Baartman, P.F. Bertone, L.A. Bernstein, C.M. Campbell, M.P. Carpenter, C.J. Chiara, R.M. Clark, M. Cromaz, D.T. Doherty, G.D. Dracoulis, N.E. Esker, P. Fallon, O.R. Gothe, J.P. Greene, P.T. Greenlees, D.J. Hartley, K. Hauschild, C.R. Hoffman, S.S. Hota, R.V.F. Janssens, T.L. Khoo, J. Konki, J.T. Kwarisick, T. Lauritsen, A.O. Macchiavelli, P.R. Mudder, C. Nair, Y. Qiu, J. Rissanen, A.M. Rogers, P. Ruotsalainen, G. Savard, S. Stolze, A. Wiens, S. Zhu, *Phys. Rev. Lett.* **115**, 132502 (2015).
- [55] F.P. Heßberger, S. Hofmann, V. Ninov, P. Armbruster, H. Folger, G. Münzenberg, H.J. Schött, A.G. Popeko, A.V. Yeremin, A.N. Andreyev, S. Saro, *Z. Phys. A* **359**, 415 (1997).
- [56] M. Venhart, F.P. Heßberger, D. Ackermann, S. Antalic, C. Gray-Jones, P.T. Greenlees, S. Heinz, R.-D. Herzberg, S. Hofmann, S. Ketelhut, B. Kindler, I. Kojouharov, M. Leino, B. Lommel, R. Mann, P. Papadakis, D. Rostron, D. Rudolph, S. Saro, B. Sulignano, *Eur. Phys. J. A* **47**:20 (2011).
- [57] Yu.Ts. Oganessian, V.K. Utyonkov, Yu.V. Lobanov, F.Sh. Abdullin, A.N. Polyakov, I.V. Shi-

- rokowsky, Yu.Ts. Tsyganov, A.N. Mezentsev, S. Iliev, V.G. Subbotin, A.M. Sukhov, K. Subotic, O.V. Ivanov, A.N. Voinov, V.I. Zagrebaev, K.J. Moody, J.F. Wild, N.J. Stoyer, M.A. Stoyer, R.W. Loughheed, *Phys. Rev. C* **64** 054606 (2001).
- [58] A.V. Belozerov, M.L. Chelnokov, V.I. Chepigin, T.P. Drobina, V.A. Gorshkov, A.P. Kabachenko, O.N. Malyshev, I.M. Merkin, Yu.Ts. Oganessian, A.G. Popeko, R.N. Sagaidak, A.I. Svirikhin, A.V. Yeremin, G. Berek, I. Brida, S. Saro, *Eur. Phys. J. A* **16**, 447 (2003).
- [59] D. Peterson, B.B. Back, R.V.F. Janssens, T.L. Khoo, C.J. Lister, D. Seweryniak, I. Ahmad, M.P. Carpenter, C.N. Davids, A.A. Hecht, C.L. Jiang, T. Lauritsen, X. Wang, S. Zhu, F.G. Kondev, A. Heinz, J. Qian, R. Winkler, P. Chowdhury, S.K. Tandel, U.S. Tandel, *Phys. Rev. C* **74** 014316 (2006).
- [60] J. Kallunkathariyil, B. Sulignano, P.T. Greenlees, J. Kuyagbaatar, Ch. Theisen, K. Auranen, H. Badran, F. Bisso, P. Brionnet, R. Briselet, A. Drouart, Z. Favier, T. Goigoux, T. Grahn, K. Hauschild, A. Herzan, F.P. Heßberger, U. Jakobsson, R. Julin, S. Juutinen, J. Konki, M. Leino, A. Lightfoot, J. Pakarinen, P. Papadakis, J. Partanen, P. Peura, P. Rahkila, K. Rezyunkina, P. Ruotsalainen, M. Sandzelius, J. Saren, C. Scholey, H. Siciliano, J. Sorri, S. Stolze, A.I. Svirikhin, J. Uusitalo, M. Vandebrouck, A. Ward, C. Wraith, M. Zielinska, *Phys. Rev. C* **101**, 011301(R) (2020).
- [61] J. Khuyagbaatar, H. Brand, Ch.E. Düllmann, F.P. Heßberger, E. Jäger, B. Kindler, J. Krier, N. Kurz, B. Lommel, Yu. Nechiporenko, Yu.N. Novikov, B. Schausten, A. Yakushev, *Phys. Rev. C* **106** 024309 (2022).
- [62] A.A. Kuznetsova, A.V. Yeremin, A. Lopez-Martens, K. Hauschild, A.G. Popeko, O.N. Malyshev, V.I. Chepigin, A.I. Svirikhin, A.V. Isaev, Yu.A. Popov, M.L. Chelnokov, O. Dorvaux, B. Gall, M. Tezekbayeva, *Bull. of the Russian Academy of Sciences: Physics*, Vol. **84**, 932 (2020).
- [63] R.-D. Herzberg, P.T. Greenlees, *Prog. in Part. and Nucl. Phys.* **61**, 674 (2008).
- [64] K. Kessaci, B.J.P. Gall, O. Dorvaux, A. Lopez-Martens, R. Chakma, K. Hauschild, M.L. Chelnokov, V.I. Chepigin, M. Forge, A.V. Isaev, I.N. Izosimov, D.E. Katrasev, A.A. Kuznetsova, O.N. Malyshev, R. Mukhin, J. Piot, A.G. Popeko, Yu.A. Popov, E.A. Sokol, A.I. Svirikhin, M.S. Tezekbayev, A.V. Yeremin, *Phys. Rev. C* **104**, 044609 (2021).
- [65] H.B. Jeppesen, I. Dragojevic, R.M. Ckark, K.E. Gregorich, M.N. Ali, J.M. Allmond, C.W. Beausang, D.L. Bleuel, M. Cromaz, M.A. Deleplanque, P.A. Ellison, P. Fallon, M.A. Garcia, J.M. Gates, J.P. Greene, S. Gros, I.Y. Lee, H.L. Liu, A.P. Macchiavelli, S.L. Nelson, H. Nitsche, J.R. Pavan, L. Stavsetra, F.S. Stephens, M. Wiedeking, R. Wyss, F.R. Xu, *Phys. Rev. C* **79**, 031303(R) (2009).
- [66] J.S. Berryman, R.M. Clark, K.E. Gregorich, J.M. Allmond, D.L. Bleuel, M. Cromaz, I. Dragojevic, J. Dvorak, P.A. Ellison, P. Fallon, M.A. Garcia, S. Gros, I.Y. Lee, A.O. Macchiavelli, S. Paschalis, M. Petri, J. Qian, M.A. Stoyer, M. Wiedeking, *Phys. Rev. C* **81**, 064325 (2010).
- [67] A.P. Robinson, T.L. Khoo, D. Seweryniak, I. Ahmad, M. Asai, B.B. Back, M.P. Carpenter, P. Chowdhury, C.N. Davids, J. Greene, P.T. Greenlees, K. Hauschild, A. Heinz, R.-D. Herzberg, R.V.F. Janssens, D.G. Jenkins, G.D. Jones, S. Ketelhut, F.G. Kondev, T. Lauritsen, C.J. Lister, A. Lopez-Martens, P. Marley, E. McCutchan, P. Papadakis, D. Peterson, J. Qian, D. Rostron, U. Shirwadkar, I. Stefanescu, S.K. Tandel, X. Wang, S. Zhu, *Phys. Rev. C* **83**, 064311 (2011).
- [68] J. Rubert, PHD, University of Strasbourg (2013)..
- [69] J. Khuyagbaatar, H. Brand, R.A. Cantemir, Ch.E. Düllmann, M. Götz, S. Götz, F.P. Heßberger, E. Jäger, B. Kindler, J. Krier, N. Kurz, B. Lommel, B. Schausten, A. Yakushev, *Phys. Rev. C* **103**, 064303 (2021).
- [70] F.P. Heßberger, S. Antalic, D. Ackermann, B. Andel, M. Block, Z. Kalaninova, B. Kindler, I. Kojouharov, M. Laatiaoui, B. Lommel, A.K. Mistry, J. Piot, M. Vostinar, *Eur. Phys. J. A* **52**:328 (2016)
- [71] F.P. Heßberger, S. Hofmann, B. Streicher, B. Sulignano, S. Antalic, D. Ackermann, S. Heinz, B. Kindler, I. Kojouharov, P. Kuusiniemi, M. Leino, B. Lommel, R. Mann, A.G. Popeko, S. Saro, J. Uusitalo, A.V. Yeremin, *Eur. Phys. J. A* **41**, 145 (2009).
- [72] M. Vostinar, F.P. Heßberger, D. Ackermann, B. Andel, S. Antalic, M. Block, Ch. Droese, J. Even, S. Heinz, Z. Kalaninova, I. Kojouharov, M. Laatiaoui, A.K. Mistry, J. Piot, H. Savajols, *Eur. Phys. J. A* **55**17 (20219).
- [73] F.R. Xu, E.G. Zhao, R. Wyss, P.M. Walker, *Phys. Rev. Lett* **92**, 252501 (2004).
- [74] D. Ackermann, *Prog. of Theor. Phys. Suppl.* **196**, 255 (2012).
- [75] D. Ackermann, *Nucl. Phys. A* **944**, 376 (2015).
- [76] D.N. Poenaru, M. Ivanscu, M. Mazilu, *J. Phys. Lett.* **41**, 589 (1980).
- [77] E. Rurarz, *Acta Phys. Pol. B* **14**, 917 (1983).
- [78] F.P. Heßberger, privat communication, reanalysis of the original data (2022).
- [79] T. Goigoux, Ch. Theisen, B. Sulignano, M. Airiau, K. Auranen, H. Badran, R. Briselet, T. Calverley, D. Cox, F. Dechery, F. Defranchi Bisso, A. Drouart, Z. Favier, B. Gall, T. Grahn, P.T. Greenlees, K. Hauschild, A. Herzan, R.-D. Herzberg, U. Jakobsson, R. Julin, S. Juutinen, J. Konki, M. Leino, A. Lightfoot, A. Lopez-Martens, A. Mistry, P. Nieminen, J. Pakarinen, P. Papadakis, J. Partanen, P. Peura, P. Rahkila, E. Rey-Herme, J. Rubert, P. Ruotsalainen, M. Sandzelius, J. Saren, C. Scholey, J. Sorri, S. Stolze, J. Uusitalo, M. Vandebrouck, A. Ward, M. Zielinska, P. Jachimowicz,

- M. Kowal, J. Skalski, *Eur. Phys. J. A* **57**:321 (2021).
- [80] R. Briselet, Ch. Theisen, B. Sulignano, M. Airiau, K. Auranen, D.M. Cox, F. Dechery, A. Drouart, Z. Favier, B. Gall, T. Goigoux, T. Grahn, P.T. Greenlees, K. Hauschild, A. Herzan, R.-D. Herzberg, U. Jakobsson, R. Julin, S. Juutinen, J. Konki, M. Leino, A. Lopez-Martens, A. Mistry, P. Nieminen, J. Pakarinen, P. Papadakis, P. Peura, E. Rey-Herme, P. Rahkila, J. Rubert, P. Ruotsalainen, M. Sandzelius, J. Saren, C. Scholey, J. Sorri, S. Stolze, J. Uusitalo, M. Vandebrouck, A. Ward, M. Zielinska, B. Bally, M. Bender, W. Ryssens, *Phys. Rev. C* **102**, 014307 (2020).
- [81] A. Parkhomenko, A. Sobiczewski, *Acta Physica Polonica B* **36**, 3115 (2005).
- [82] A. Lopez-Martens, T. Wiborg-Hansen, K. Hauschild, M.L. Chelnokov, V.I. Chepign, D. Curien, O. Dorvaux, G. Drafta, B. Gall, A. Görgen, M. Guttormsen, A.V. Isaev, I.N. Izosimov, A.P. Kabachenko, D.E. Katrasev, T. Kutsarova, A.N. Kuznezov, A.C. Larsen, O.N. Malyshev, A. Minkova, S. Mullins, H.T. Nyhus, D. Pantelica, J. Piot, A.G. Popeko, S. Saro, S. Scientist, S. Siem, N.U.H. Syed, E.A. Sokol, A.I. Svirikhin, A.V. Yeremin, *Nucl. Phys. A* **852**, 15 (2011).
- [83] S. Antalic, F.P. Heßberger, D. Ackermann, S. Heinz, S. Hofmann, Z. Kalaninova, B. Kindler, J. Khuyagbaatar, I. Kojouharov, P. Kuusiniemi, M. Leino, B. Lommel, R. Mann, K. Nishio, S. Saro, B. Streicher, B. Sulignano, M. Venhart, *Eur. Phys. J. A* **47**:62 (2011).
- [84] M. Asai, F.P. Heßberger, A. Lopez-Martens, *Nuc. Phys. A* **944**, 308 (2015).
- [85] I. Ahmad, J.P. Greene, F.G. Kondev, S. Zhu, *Phys. Rev. C* **91**, 044310 (2015).
- [86] R.-D. Herzberg, S. Moon, S. Eeckhaudt, P.T. Greenlees, P.A. Butler, T. Page, A.V. Afanasjev, N. Amzal, J.E. Bastin, F. Becker, M. Bender, B. Bruyneel, J.F.C. Cocks, I.G. Darby, O. Dorvaux, K. Eskola, J. Gerl, T. Grahn, C. Gray-Jones, N.J. Hammond, K. Hauschild, P.-H. Heenen, K. Helariutta, A. Herzberg, F. Hessberger, M. Houry, A. Hürstel, R.D. Humphreys, G.D. Jones, P.M. Jones, R. Julin, S. Juutinen, H. Kankaanpää, H. Kettunen, T.L. Khoo, W. Korten, P. Kuusiniemi, Y. LeCoz, M. Leino, A.-P. Leppänen, C.J. Lister, R. Lucas, M. Muikku, P. Nieminen, M. Nyman, R.D. Page, T. Page, J. Pakarinen, A. Pritchard, P. Rahkila, P. Reiter, M. Sandzelius, J. Saren, Ch. Schlegel, C. Scholey, Ch. Theisen, W.H. Trzaska, J. Uusitalo, A. Wiens, H.J. Wollersheim, *Eur. Phys. J. A* **42**, 333 (2009).
- [87] T. Kibeti, T.W. Burrows, M.B. Trzhaskovskaya, P.M. Davidson, C.W. Nestor Jr., *Nucl. Instr. Meth. A* **589**, 202 (2008).
- [88] J. Rissanen, R.M. Clark, K.E. Gregorich, J.M. Gates, C.M. Campbell, H.L. Crawford, M. Cromaz, N.E. Esker, P. Fallon, U. Forsberg, O. Gothe, I.-Y. Lee, H. Liu, A.O. Machiavelli, P. Mudder, N. Nitsche, G. Pang, A. Rice, D. Rudolph, M.A. Stoyer, A. Wiens, F.R. Xu, *Phys. Rev. C* **88**, 044313 (2013).
- [89] F.P. Heßberger, private communication (2023)
- [90] A. Bronis, F.P. Heßberger, S. Antalic, B. Andel, D. Ackermann, S. Heinz, S. Hofmann, J. Khuyagbaatar, B. Kindler, I. Kojouharov, P. Kuusiniemi, M. Leino, B. Lommel, R. Mann, K. Nishio, A.G. Popeko, B. Streicher, B. Sulignano, J. Uusitalo, M. Venhart, A.V. Yeremin, *Phys. Rev. C* **106**, 014602 (2022).
- [91] F.P. Heßberger, S. Antalic, A.K. Mistry, D. Ackermann, B. Andel, M. Block, Z. Kalaninova, B. Kindler, I. Kojouharov, M. Laatiaoui, B. Lommel, J. Piot, M. Vostinar, *Eur. Phys. J. A* **52**:192 (2016).
- [92] S. Antalic, F.P. Heßberger, D. Ackermann, S. Heinz, S. Hofmann, B. Kindler, I. Khuyagbaatar, B. Lommel, R. Mann, *Eur. Phys. J. A* **51**:41 (2015).
- [93] K. Kessaci, PHD, University of Strasbourg (2022)
- [94] K. Hauschild, A. Lopez-Martens, A.V. Yeremin, O. Dorvaux, S. Antalic, A.V. Belozarov, Ch. Briancon, M.L. Chelnokov, V.I. Chepign, D. Curien, B. Gall, V.A. Gorshkov, M. Guttormsen, F. Hanappe, A.P. Kabachenko, F. Khalfallah, A.C. Larsen, O.N. Malyshev, A. Minkova, Yu.Ts. Oganessian, A.G. Popeko, M. Rousseau, N. Rowley, R.N. Sagaidak, S. Sharo, A.V. Shutov, S. Siem, A.I. Svirikhin, N.U.H. Syed, Ch. Theisen, M. Venhart, *Phys. Rev. C* **78**, 021302(R) (2008).
- [95] S. Antalic, F.P. Heßberger, S. Hofmann, D. Ackermann, S. Heinz, B. Kindler, I. Kojouharov, P. Kuusiniemi, M. Leino, B. Lommel, R. Mann, K. Nishio, S. Saro, B. Streicher, B. Sulignano, M. Venhart, *Eur. Phys. J. A* **38**, 219 (2008).
- [96] A. Chatillon, Ch. Theisen, P.T. Greenlees, G. Auger, J.E. Bastin, E. Bouchez, B. Bouriquet, J.M. Casandjian, R. Cee, E. Clement, R. Dayras, G. de France, R. de Tourel, S. Eeckhaudt, A. Görgen, T. Grahn, S. Grevy, K. Hauschild, R.-D. Herzberg, P.J.C. Ikin, G.D. Jones, P. Jones, R. Julin, S. Juutinen, H. Kettunen, A. Korichi, W. Korten, Y. Le Coz, M. Leino, A. Lopez-Martens, S.M. Lukyanov, Yu.E. Penionzkhevich, J. Perkowski, A. Pritchard, P. Rahkila, M. Rejmund, J. Saren, C. Scholey, S. Siem, M.G. Saint-Laurent, C. Simenel, Yu.G. Sobolev, Ch. Stodel, J. Uusitalo, A. Villari, M. Bender, P. Bonche, P.-H. Heenen, *Eur. Phys. J. A* **30**, 397 (2006).
- [97] O. Kaleja, PHD, Johannes Gutenberg-Universität Mainz (2020)
- [98] H.B. Jeppesen, R.M. Clark, K.E. Gregorich, A.V. Afanasjev, M.N. Ali, J.M. Allmond, C.W. Beausang, M. Cromaz, M.A. Deleplanque, I. Dragojevic, J. Dvorak, P.A. Ellison, P. Fallon, M.A. Garcia, J.M. Gates, S. Gros, I.Y. Lee, A.O. Macchiavelli, S.L. Nelson, H. Nitsche, L. Stavsetra, F.S. Stephens, M. Wiedeking, *Phys. Rev. C* **80**, 034324 (2009).

- [99] G.N. Flerov, Proc. 3rd International Conference on Nuclei far from Stability, Cargese, Corsica (France), 19-26 May 1976, CERN 76-13, 542 (1976).
- [100] J. Khuyagbaatar, H. Brand, R.A. Cantemir, Ch.E. Düllmann, F.P. Heßberger, E. Jäger, B. Kindler, J. Krier, N. Kurz, B. Lommel, B. Schausten, A. Yakushev, Phys. Rev. C **104**, L031303 (2021).
- [101] A. Lopez-Martens, K. Hauschild, A.I. Svirikhin, Z. Asfari, M.L. Chelnokov, V.I. Chepigin, O. Dorvaux, M. Forge, B. Gall, A.V. Isaev, I.N. Izosimov, K. Kessaci, A.A. Kuznetsova, O.N. Malyshev, R.S. Mukhin, A.G. Popeko, Yu.A. Popov, B. Sailaubekov, E.A. Sokol, M.S. Tezkebayaeva, A.V. Yeremin, Phys. Rev. C **105**, L021306 (2022).
- [102] F.P. Heßberger, Eur. Phys. J. A **53**:75 (2017).
- [103] P. Mosat, F.P. Heßberger, S. Antalic, D. Ackermann, B. Andel, M. Block, S. Hofmann, Z. Kalaninova, B. Kindler, M. Laatiaoui, B. Lommel, A.K. Mistry, J. Piot, M. Vostinar, Phys. Rev. C **101**, 034310 (2020).
- [104] R. Chakma, A. Lopez-Martens, K. Hauschild, A.V. Yeremin, O.N. Malyshev, A.G. Popeko, Yu.A. Popov, A.I. Svirikhin, V.I. Chepigin, E.A. Sokol, A.V. Isaev, A.A. Kuznetsova, M.L. Chelnokov, M.S. Tezkebayaeva, I.N. Izoimov, O. Dorvaux, B. Gall, Z. Asfari, Phys. Rev. C **107**, 014326 (2023).
- [105] J. Qian, A. Heinz, T.L. Khoo, R.V.F. Janssens, D. Peterson, D. Seweryniak, I. Ahmad, M. Asai, B.B. Back, M.P. Carpenter, A.B. Garnsworthy, J.P. Greene, A.A. Hecht, C.L. Jiang, F.G. Kondev, T. Lauritsen, C.J. Lister, A. Robinson, G. Savard, R. Scott, R. Vondrasek, X. Wang, R. Winkler, S. Zhu, Phys. Rev. C **79**, 064319 (2009).
- [106] V. Prassa, Bing-Nan Lu, T. Niksic, D. Ackermann, D. Vretenar, Phys. Rev. C **91**, 034324 (2015).
- [107] J.-P. Delaroche, M. Girod, H. Goutte, J. Libert, Nucl. Phys. A **771**, 103 (2006).
- [108] N. Minkov, L. Bonneau, P. Quentin, J. Bartel, H. Moliq, D. Ivanova, Phys. Rev. C **105**, 044329 (2022)
- [109] J.O. Rasmussen, Phys. Rev. **115**, 1675 (1959).
- [110] A. Parkhomenko, A. Sobiczewski, Acta Physica Polonica **35**, 2447 (2004).
- [111] H.L. Liu, P.M. Walker, F.R. Xu, Phys. Rev. C **89**, 044304 (2014).
- [112] G.G. Adamian, N.V. Antonenko, W. Scheid, Phys. Rev. C **81**, 024320 (2010).
- [113] G.T. Seaborg, W.D. Loveland, Elements Beyond Uranium, John Wiley & Sons, INC., New York, Chichester, Brisbane, Toronto, Singapore (1990).
- [114] R.M. Clark, D. Rudolph, Phys. Rev. C **97**, 024333 (2018).
- [115] S.A.E. Johansson, Nucl. Phys. **12**, 449 (1959).
- [116] J. Randrup, C.F. Tsang, P. Möller, S.G. Nilsson, S.E. Larsson, Nucl. Phys. A **217**, 221 (1973).
- [117] V.E. Viola, Jr., B.D. Wilkins, Nucl. Phys. **82**, 65 (1966).
- [118] D.L. Hill, J.A. Wheeler, Phys. Rev. **89**, 1102 (1953).
- [119] S. Bjornholm, J.E. Lynn, Rev. Mod. Phys. **52**, 725 (1980).
- [120] F.P. Heßberger, G. Münzenberg, S. Hofmann, P. Armbruster, Y.K. Agarwal, W. Reisdorf, K. Poppensieker, K.-H. Schmidt, J.R.H. Schneider, W.F.W. Schneider, H.J. Schött, C.-C. Sahn, D. Vermeulen, B. Thuma, Journal of the less-Common Metals **122**, 445 (1986).
- [121] M. Dahlinger, D. Vermeulen, K.-H. Schmidt, Nucl. Phys. A **376**, 94 (1982).
- [122] P. Möller, J.R. Nix, Atomic Data and Nuclear Data Tables **26**, 165 (1981).
- [123] P. Möller, International Meeting on Reactions of Heavy Ion with Nuclei and Synthesis of New Elements, Dubna, 13-16 Dec. 1977
- [124] A.J. Sierk, Phys. Rev. C **33**, 2039 (1986).
- [125] R. Smolanczuk, A. Sobiczewski, Proceedings of the EPS Conference on Low Energy Nuclear Dynamics, St. Petersburg (Russia), April 18-11, 1995 (World Scientific Singapore, New Jersey, London, Hong Kong, 313 (1995)) and private communication.
- [126] P. Möller, A.J. Sierk, T. Ichikawa, A. Iwamoto, M. Mumpower, Phys. Rev. C **91**, 024310 (2015).
- [127] R. Smolanczuk, J. Skalski, A. Sobiczewski, Phys. Rev. C **52**, 1871 (1995).
- [128] J. Khuyagbaatar, Eur. Phys. J. A **58**:243 (2022).