

Exploring the covariant form factors for spin-1 particles

J. P. B. C. de Melo

*Laboratório de Física Teórica e Computacional - LFTC,
Universidade Cruzeiro do Sul and Universidade Cidade de São Paulo (UNICID)
01506-000 São Paulo, Brazil*

(Dated: September 15, 2023)

The spin-1 particles is an admirable two quarks bound state system to understand electromagnetic properties from hadronic states. These systems are generally relativistic, and therefore, need an approach using quantum field theory. In the present work, we will use both the quantum field theory at the instant form, as well, quantum field theory on the light-front (LFQFT). In general, it is used to calculate the electromagnetic properties of spin-1 vector particles in the LFQFT formalism, with the plus component of the electromagnetic current; the minus component of the current, and we use that components o the current, to extract the covariant form factors; showing that to have an equivalence between these we need to add non-valence terms to the electromagnetic current, in order to restore the covariance, and obtain exactly the same results when using the instant form quantum field theory.

Keywords: Vector particles, Electromagnetic currents, Electromagnetic form factors, Light-front approach, Zero-modes

The quantum field theory, is the theory of the subatomic world, and, is the theory for both, strong and, also electroweak interactions. In the case of the electroweak interaction, the theory is the Quantum Electrodynamics (QED). On the other hand, the theory of strong interactions based on quantum field theory, is the Quantum Chromodynamics (QCD). The main purpose of the QCD, is to give a explanation of the bound states, in terms of the basic constituents of the matter, quarks and gluons. In the present work, we use the light-front quantum field theory, or light-front dynamics, QCD based, to try describe hadronic bound states, for mesons or baryons; because the kinematic boost proprieties are relatively simple [1-3]. The present theory, which underlies this approach is the LFQFT, because, in this way, we can incorporate two important aspects; the QCD and the constituent quarks pictures.

The exploration of zero modes, or non-valence terms, which need to be added to the electromagnetic current, in order to have the covariance respected in the Light-front approach; has been explored in the literature for some times, both for scalar particles [4, 5], as well as pseudo scalars mesons [6-11], and also vectors particles [11-19], In the case of pseudo scalar particles, such as the pion and kaon mesons, both components of the electromagnetic current were explored, to extract the observables of these mesons, such as electromagnetic form factors, electromagnetic radius and electroweak decay constants [10]. In this work, we will explore the calculation of the covariant electromagnetic form factors, F_1, F_2 and F_3 , and the related electromagnetic form factors of charge, $G_0(Q^2)$, magnetic $G_1(Q^2)$, and quadrupole $G_2(Q^2)$, for the plus and minus components of the electromagnetic current for the rho meson scale, both, at equal time, as well as on the light-front approach. To the best of our knowledge, the minus component of the electromagnetic current, is not yet been explored for spin-1 particles, and, is their relationship to the covariant form factors.

The most general expression for the spin-1 electromagnetic current, taking into account parity and time-reverse invariance, can be written, for the plus components of the electromagnetic current (see the references [15, 20, 21] for details); and the general form for the relativistic spin-1 electromagnetic current, is give below [21, 22], with the following equation, for both components of the electromagnetic current,

$$\begin{aligned} J_{\lambda'\lambda}^{\pm} &= (p'^{\pm} + p^{\pm})[F_1(q^2)(\epsilon_{\lambda'} \cdot \epsilon_{\lambda}) - \frac{F_2(q^2)}{2m_v^2}(q \cdot \epsilon_{\lambda'})(q \cdot \epsilon_{\lambda})] \\ &\quad - F_3(q^2)((q \cdot \epsilon_{\lambda'})\epsilon_{\lambda}^{\pm} - (q \cdot \epsilon_{\lambda})\epsilon_{\lambda'}^{\pm}). \end{aligned} \quad (1)$$

In the equation above, Eq.(1), F_1, F_2 and F_3 , are the covariant electromagnetic form factors for spin-1 particles, m_v , is the vector bound state mass, and, λ, λ' , are the polarization index, ie., (x, y, z) . The matrix elements for the electromagnetic current, are calculated in the the Breit frame, $p^{\mu} = (p_0, -q/2, 0, 0)$, for initial state, and $p'^{\mu} = (p_0, q/2, 0, 0)$, for the final state. The transfer momentum is, $q^{\mu} = (0, q, 0, 0)$; the polarization in the cartesian basis are, $\epsilon_x^{\mu} = (-\sqrt{\eta}, \sqrt{1+\eta}, 0, 0)$, $\epsilon_y^{\mu} = (0, 0, 1, 0)$, $\epsilon_z^{\mu} = (0, 0, 0, 1)$, for the vector meson in the initial state, and in the final state, $\epsilon'^{\mu} = (\sqrt{\eta}, \sqrt{1+\eta}, 0, 0)$, $\epsilon'_y{}^{\mu} = (0, 0, 1, 0)$, $\epsilon'_z{}^{\mu} = (0, 0, 0, 1)$, here, defining $\eta = q^2/4m_v^2$.

The light-front coordinates here, are defined by, the following quadrivector, $a^{\mu} = (a^+ = a^0 + a^3, a^- = a^0 - a^3, (a_x, a_y) = a_{\perp})$. The scalar product is given by the expression, $a^{\mu}b_{\mu} = \frac{1}{2}(a^+b^- + a^-b^+) - \vec{a}_{\perp} \cdot \vec{b}_{\perp}$, and, the Dirac matrix at the ligh-front are, $\gamma^+ = \gamma^0 + \gamma^3$, and, and $\gamma^- = \gamma^0 - \gamma^3$ [3]. That Dirac matrix, are related with the plus component of the electromagnetic current J_{ji}^+ , and minus component of the electromagnetic current J_{ji}^- , respectively [15]. With the plus components of the electromagnetic current, J_{ji}^+ , the following relations between the matrix elements of electromagnetic current, and the covariant form factors, are obtnaide

below,

$$\begin{aligned}
J_{xx}^+ &= 2p^+ \left(-2F_1(1+2\eta) - \frac{F_2}{2m_v^2} q^2(1+\eta) \right) - F_3 2q\sqrt{\eta}\sqrt{1+\eta}, \\
J_{yy}^+ &= -2p^+ F_1, \\
J_{zz}^+ &= -2p^+ F_1, \\
J_{zx}^+ &= -F_3 q\sqrt{1+\eta}, \\
J_{xz}^+ &= F_3 q\sqrt{1+\eta}, \\
J_{yx}^+ &= J_{xy}^+ = J_{zy}^+ = J_{yz}^+ = 0.
\end{aligned} \tag{2}$$

With the matrix elements of the electromagnetic given above, Eq.(2), is possible to extract the covariant form factors, in function of the matrix elements of the electromagnetic current, for the plus component of the electromagnetic current, written as,

$$\begin{aligned}
F_1^+ &= -\frac{J_{yy}^+}{2p^+} = -\frac{J_{zz}^+}{2p^+}, \\
F_2^+ &= \frac{m_v^2}{p^+ q^2(1+\eta)} [J_{yy}^+(1+2\eta) - J_{xx}^+ + J_{zx}^+ 2\sqrt{\eta}], \\
F_3^+ &= -\frac{J_{zx}^+}{q\sqrt{1+\eta}} = \frac{J_{xz}^+}{q\sqrt{1+\eta}}.
\end{aligned} \tag{3}$$

Using the same strategy for the minus component of the electromagnetic current, J_{ji}^- , we have below, the following relations,

$$\begin{aligned}
J_{xx}^- &= 2p^- \left(-F_1(1+2\eta) - \frac{F_2}{2m_v^2} q^2(1+\eta) \right) - F_3 2q\sqrt{\eta}\sqrt{1+\eta}, \\
J_{yy}^- &= -2p^- F_1, \\
J_{zz}^- &= -2p^- F_1, \\
J_{zx}^- &= F_3 q\sqrt{1+\eta}, \\
J_{xz}^- &= -F_3 q\sqrt{1+\eta}, \\
J_{yx}^- &= J_{xy}^- = J_{zy}^- = J_{yz}^- = 0.
\end{aligned} \tag{4}$$

As done before for the plus component of the electromagnetic current, writting below, the covariant form factors, F_1 , F_2 , and F_3 , in terms of the minus component of the electromagnetic current, namely,

$$\begin{aligned}
F_1^- &= -\frac{J_{yy}^-}{2p^-} = -\frac{J_{zz}^-}{2p^-}, \\
F_2^- &= \frac{m_v^2}{p^- q^2(1+\eta)} [J_{yy}^-(1+2\eta) - J_{xx}^- + J_{zx}^- 2\sqrt{\eta}], \\
F_3^- &= -\frac{J_{zx}^-}{q\sqrt{1+\eta}} = \frac{J_{xz}^-}{q\sqrt{1+\eta}}.
\end{aligned} \tag{5}$$

In the equation above, we working in the Breit-frame, with the Drell-Yan condition ($q^+ = 0$), then we have the identity, $p^+ = p'^+ = p^- = p'^- = p_0$. For the rest, of the present work, that equality will be used. Obviously the covariant electromagnetic form factors are independent of which component of the electromagnetic current we use for perform the calculations; for the quantum field theory in instant form, or, equal time, we have no problem with the previous sentence; Nonetheless, in the light-front approach, such a sentence is not necessarily

true, because in this case, we have a loss of covariance, notably of rotational symmetry, which leads us to different results [15, 17, 23, 24].

Using the polarization vectors on the spherical basis; we have in the spin instant form basis,

$$\begin{aligned} \epsilon_{+-}^\mu &= -(+) \frac{\epsilon_x^\mu + (-)\epsilon_y^\mu}{\sqrt{2}} \\ \epsilon_0^\mu &= \epsilon_z^\mu, \end{aligned} \quad (6)$$

The matrix elements of the electromagnetic current, for the plus and minus components, obtained from Eq.(1), are written below as,

$$J^\pm = \frac{1}{2} \begin{pmatrix} J_{xx}^\pm + J_{yy}^\pm & \sqrt{2}J_{zx}^\pm & J_{yy}^\pm - J_{xx}^\pm \\ -\sqrt{2}J_{zx}^\pm & 2J_{zz}^\pm & \sqrt{2}J_{zx}^\pm \\ J_{yy}^\pm - J_{xx}^\pm & -\sqrt{2}J_{zx}^\pm & J_{xx}^\pm + J_{yy}^\pm \end{pmatrix}, \quad (7)$$

with the spin projections in the order $m = (+, 0, -)$, for the initial, and final state polarization. In the case of the Light-front, the matrix elements I^\pm , for the plus and minus components of the electromagnetic current are,

$$I_{m'm}^\pm = \begin{pmatrix} I_{11}^\pm & I_{10}^\pm & I_{1-1}^\pm \\ -I_{10}^\pm & I_{00}^\pm & I_{10}^\pm \\ I_{1-1}^\pm & -I_{10}^\pm & I_{11}^\pm \end{pmatrix}, \quad (8)$$

The relations between the matrix elements of the electromagnetic current in the Cartesian spin basis, and, in the light-front spin (helicity) basis, is given by the Melosh rotation [6, 24], are, for the plus component of the electromagnetic current, $I_{m'm}^+(m'; m) = (-1, 0, 1; -1, 0, 1)$, are given below by the following relations [15, 25],

$$\begin{aligned} I_{11}^+ &= \frac{J_{xx}^+ + (1 + \eta)J_{yy}^+ - \eta J_{zz}^+ - 2\sqrt{\eta}J_{zx}^+}{2(1 + \eta)}, \\ I_{10}^+ &= \frac{\sqrt{2\eta}J_{xx}^+ + \sqrt{2\eta}J_{zz}^+ - \sqrt{2}(\eta - 1)J_{zx}^+}{2(1 + \eta)}, \\ I_{1-1}^+ &= \frac{-J_{xx}^+ + (1 + \eta)J_{yy}^+ + \eta J_{zz}^+ + 2\sqrt{\eta}J_{zx}^+}{2(1 + \eta)}, \\ I_{00}^+ &= \frac{-\eta J_{xx}^+ + J_{zz}^+ - 2\sqrt{\eta}J_{zx}^+}{(1 + \eta)}, \end{aligned} \quad (9)$$

for the plus component of the electromagnetic current, and for the minus component of the electromagnetic current, $I_{m'm}^-$, we have the following relations below,

$$\begin{aligned} I_{11}^- &= \frac{J_{xx}^- + (1 + \eta)J_{yy}^- - \eta J_{zz}^- - 2\sqrt{\eta}J_{zx}^-}{2(1 + \eta)}, \\ I_{10}^- &= \frac{\sqrt{2\eta}J_{xx}^- + \sqrt{2\eta}J_{zz}^- - \sqrt{2}(\eta - 1)J_{zx}^-}{2(1 + \eta)}, \\ I_{1-1}^- &= \frac{-J_{xx}^- + (1 + \eta)J_{yy}^- + \eta J_{zz}^- + 2\sqrt{\eta}J_{zx}^-}{2(1 + \eta)}, \\ I_{00}^- &= \frac{-\eta J_{xx}^- + J_{zz}^- - 2\sqrt{\eta}J_{zx}^-}{(1 + \eta)}. \end{aligned} \quad (10)$$

We can see from the two equations above, Eq.(9), and Eq. (10), for the plus and minus components, of the electromagnetic current, written in terms of the light-front basis, have essentially the same structure. But,

these two equations only produce the same result if the calculations are performed at the equal time approach. However, in the case of the light-front formalism, we have, in addition to valence contributions to the elements of electromagnetic current matrix, non-valence contributions, or the zero modes contributions, also appear [15, 24, 26], (see the Fig.'s (1) and (2)). The vertex model for the spinor structure of the composite spin-one particle, $(m_v - q\bar{q})$, comes from the model proposed in the Ref. [15], still, in the present work, we use simplified version of the full vertex, i.e, $\Gamma(k, p) = \gamma^\mu$, in order to simplify the exploration of the minus component of the electromagnetic current; anyway, the complete vertex is about consideration.

In order to compute the electromagnetic current for spin-1 particles in the impulse approximation, we use the Mandelstam formula [15], for the plus and minus components of the electromagnetic current, $J^\pm = J^0 \pm J^3$, below,

$$J_{ji}^\pm = i \int \frac{d^4 k}{(2\pi)^4} \frac{Tr [\Gamma\Gamma]_{ji}^\pm \Lambda(k, p_f) \Lambda(k, p_i)}{((k - p_i)^2 - m^2 + i\epsilon)(k^2 - m^2 + i\epsilon)((k - p_f)^2 - m^2 + i\epsilon)}, \quad (11)$$

For the electromagnetic current, Eq. (11) above, we have the following Dirac trace in the numerator,

$$Tr [\Gamma\Gamma]_{ji}^\pm = Tr [\epsilon_j \cdot \Gamma(k, p_f)(\not{k} - \not{p}_f + m)\gamma^\pm(\not{k} - \not{p}_i + m)\epsilon_i \cdot \Gamma(k, p_i)(\not{k} + m)]. \quad (12)$$

The regularization function in the Eq. (11), is given by, $\Lambda(k, p) = N/[(k - p)^2 - m_R^2 + i\epsilon]^2$, which is chosen for turn the loop integration finite [15].

In the light-front approach, the matrix elements of the electromagnetic current, following the equation below, called the "angular condition" [14, 15, 26–28]; after the use of the relation between the matrix elements of the electromagnetic current, $I_{m'm}^+$ (light-front basis) and the matrix elements for the electromagnetic current in the cartsesain basis, J_{ji}^+ , we have the following expression,

$$\begin{aligned} \Delta^+(Q^2) &= (1 + 2\eta)I_{11}^+ + I_{1-1}^+ - \sqrt{8\eta}I_{10}^+ - I_{00}^+ \\ &= (1 + \eta)(J_{yy}^+ - J_{zz}^+) = 0; \end{aligned} \quad (13)$$

for the plus component of the electromagnetic current; and also, for the minus component of the electromagnetic current below,

$$\begin{aligned} \Delta^-(Q^2) &= (1 + 2\eta)I_{11}^- + I_{1-1}^- - \sqrt{8\eta}I_{10}^- - I_{00}^- \\ &= (1 + \eta)(J_{yy}^- - J_{zz}^-) = 0. \end{aligned} \quad (14)$$

In Fig.'s (4), we can verify, that for the matrix elements of the electromagnetic current, for both components of the electromagnetic current, plus, as well as for minus component, the Eq.(13), and Eq.(14), are satisfied immediately at equal time, with the condition, $J_{yy}^\pm = J_{zz}^\pm$, for all range of Q^2 . On the other hand, because the zero modes, or non-valence contributions, that condition is not satisfied in the light-front approach; but, after all contributions added to the matrix elements of the electromagnetic currents, the angular condition equations are respected [15, 23, 24].

The calculation at the equal time, is used to integrate the Feynman amplitude at four dimensions; in the present work the Breit frame is used, with $q^+ = q^0 + q^3 = 0$, and to do made the integral analytically in k^0 first, and other dimensions numerically. With the light-front approach, the first integration is done in the light-front energy internal loop, k^- , and, the following integrations, k^+ , and \vec{k}_\perp , are numerical integrations.

In the case of the covariant calculation, or equal time calculation, the numerical results, for the plus electromagnetic, or minus components of the electromagnetic current, produced exactly the same results for the respective polarizations, Eq. (11), (see the Fig.'s. (1,2)); and, the covariant form factors given the same numerical results, independent which component of the electromagnetic is utilized (see the Fig. 3). In principle, electromagnetic form factors are Lorentz invariant. But for the light front calculations, the matrix elements of the current calculated with for both, J^+ , and J^- components of the electromagnetic current, need to add the extra contributions, zero modes (some times call at the literature, non-valence contributions), in order to have

the full covariance respected. For the angular condition equation, can use also, the equations for the covariant form factors, F_1^\pm , Eq. (3), and, Eq. (5),

$$\begin{aligned} J_{yy}^\pm &= -2p^\pm F_1^\pm, \\ J_{zz}^\pm &= -2p^\pm F_1^\pm. \end{aligned} \quad (15)$$

Put the relations above, Eq. (15), at the equation for the angular condition, Eq. (13), and Eq. (14), we have, for both components of the electromagnetic current, the following results,

$$\begin{aligned} \Delta(Q^2) &= (1 + 2\eta)(J_{yy}^\pm - J_{zz}^\pm) \\ &= (1 + 2\eta)(-2p^\pm F_1^\pm + 2p^\pm F_1^\pm) = 0. \end{aligned} \quad (16)$$

It is interesting to note that, when we calculate the covariant factors, both using the plus component of the electromagnetic current, as well the minus component of the electromagnetic current, we obtain the same values for these covariant electromagnetic form factors ; in particular in the case of the form factor F_1 , which is directly linked to the angular condition in the light front formalism, leads this condition to be immediately satisfied for both components of the electromagnetic current (see Eq.(15) and the Fig. (3)).

But, with the Light-front approach, the results are very different, because, mostly, by the rotational symmetry breaking, and the contributions coming from the of non-valence terms, also called zero modes [6, 15, 17, 24], both for the component J_{ji}^+ , as well as for J_{ji}^- component of the electromagnetic current, which can be seen in figures for the electromagnetic matrix elements of the current for wich polarization vector, Fig's. (1,2).

The electromagnetic form factors, are expressed in terms of the matrix elements of the electromagnetic current in the light-front and the instant form basis, with the prescription of the reference [27], for the plus and minus components of matrix elements of the electromagnetic current, as

$$\begin{aligned} G_0^{GK} &= \frac{1}{3}[(3 - 2\eta)I_{11}^\pm + 2\sqrt{2\eta}I_{10}^\pm + I_{1-1}^\pm] \\ &= \frac{1}{3}[J_{xx}^\pm + (2 - \eta)J_{yy}^\pm + \eta J_{zz}^\pm], \\ G_1^{GK} &= 2[I_{11}^\pm - \frac{1}{\sqrt{2\eta}}I_{10}^\pm] = J_{yy}^\pm - J_{zz}^\pm - \frac{J_{zx}^\pm}{\sqrt{\eta}}, \\ G_2^{GK} &= \frac{2\sqrt{2}}{3}[\sqrt{2\eta}I_{10}^\pm - \eta I_{11}^\pm - I_{1-1}^\pm] = \frac{\sqrt{2}}{3}[J_{xx}^\pm - (1 + \eta)J_{yy}^\pm + \eta J_{zz}^\pm]. \end{aligned} \quad (17)$$

As explored recently in [23, 24], the choice to use the formulation above, is due to the fact that the prescription from the reference [27], eliminates among all possible combinations of the four matrix elements of the current electromagnetic, $I_{m'm}^+$, the component I_{00}^+ , this is very important, because, this component of the electromagnetic current is responsible for the appearance of the zero mode, or non-valence contributions to the electromagnetic current; since the expressions above, for the electromagnetic form factors, for spin-1 particles, given exactly the same results compared with the equal time calculations.

However, as we can see in Fig. 5, even using the prescription by Inna Grach et al., the minus component of the electromagnetic current, with the ligh-front approach, the results differ from the instantaneous form, that is, we have zero modes or non-valence mode contributions for the calculation of the electromagnetic form factors, in case we use the minus component of the electromagnetic current, other words, the valence sector is not enough to extract the electromagnetic form factors for spin-1 particles with the minus component of the electromagnetic current. When we add for the the matrix elements the minus component of the electromagnetic current, these non-valence terms, and or zero modes, we restore the covariance, and it can be verified, the both components of electromagnetic current produce the same results.

In the case of the spin one particles, like deuteron [20, 21], the charge electromagnetic form factor for the ρ -meson, have a zero, i.e., the charge form factor change the signal [14, 15, 29]. In the present work, that zero is about $Q_{zero}^2 \sim 3 \text{ GeV}^2$ in the Fig. 5, for the charge electromagnetic form factor, $G_0(Q_{zero}^2) = 0$, with

the plus and minus component of the electromagnetic current calculated in the instant form. Anyhow, as we can see from the figure for the charge electromagnetic form factor, $G_0(Q^2)$, that the calculation performed on the light-front, with the plus component of the electromagnetic current, using the prescription of Grach et al., [15, 27], numerically produces the same results as equal-time calculations, because, with this prescription, the zero-modes, or non-valence contributions not contribute to the electromagnetic current [23, 24]. Taking the universal ratios between the electromagnetic form factors, given in the references [24, 30], we get an estimate for the zero of the electromagnetic charge form factor, $Q_{zero}^2 = 6m_\rho^2 \sim 0.35 \text{ GeV}^2$, for the experimental bound state mass of the rho meson, $m_\rho = 0.775 \text{ GeV}$ [31]; so that the value predicted in this work is close to this value.

For the calculation with the minus component of the electromagnetic current, the presence of the zero for the charge electromagnetic form factor, $G_0(Q_0^2)$, occurs around $Q_0^2 \sim 1.55 \text{ GeV}^2$; using in this case only the valence component of the electromagnetic current to calculate that form factor, (see in Fig. 5, dashed red line, left panel above). After including non-valence terms (or zero-modes) to the matrix elements of the electromagnetic current minus, we have the same value for this zero, obtained in the instantaneous form and, also with the plus component of the electromagnetic current. In the Light-front, that zero have some dependence with prescription in the Light-front approach is adopted [15, 24], but, after the zero added to the matrix elements of the electromagnetic current, for both, plus and minus components of the electromagnetic current, the zero positions are the same [24]. Remembering that in the present work, we used the prescription from Inna Grach [27], which was demonstrated in previous works, be free from pairs terms, or zero modes [23, 24] for the plus component of the electromagnetic current.

As in the case of the charge electromagnetic form factor, $G_0(Q^2)$, the magnetic form factor, $G_1(Q^2)$, both for the plus component of the electromagnetic current, as well as for its minus component, when calculated at equal times, we get the exact same result, as can be seen in the Fig. 5, above, right panel. In the case of the light front formalism, however, with the calculation of this electromagnetic form factor, using the minus component of the electromagnetic current, we have a very different result (dashed red line), when compared with the calculation both at times equal, as on the light front, with the plus component of the current electromagnetic (the other curves in the figure, which are impossible to distinguish, as they provide the same numerical results). Anyway, after adding the non-valence terms (or zero modes) to the minus component of the electromagnetic current; we get exactly the same results with the minus component of the electromagnetic current, it is impossible to distinguish these curves, as these calculations produce the same numerical results (see the figure 5).

The quadrupole moment for the rho meson is obtained when Q^2 approaches zero; the quadrupole electromagnetic form factor being negative for other values of Q^2 , which can be seen in Fig. 5. As for the electromagnetic and charge form factors, calculations performed at equal times, for both components of the electromagnetic current, give the same numerical results, which we can see in the figure, the black and blue curves, are totally indistinguishable. On the other hand, the calculation on the light front also reproduces the same results with the reference prescription [27], with the use of the plus component of the electromagnetic current (orange line in the figure). When calculating this electromagnetic form factor using the minus component of the electromagnetic current, taking into account only the valence matrix elements of the minus component of the current electromagnetic, we have a very significant difference in the results (dashed red line in the figure).

However, taking into account the non-valence terms (or zero modes) of the matrix elements of the minus component of the electromagnetic current, we can see in Fig. 5, solid green curve, produces exactly the same results when we use the plus component of the electromagnetic current, both at equal times and or, in the light-front [23, 24].

For the numerical calculations, the vector bound state mass is $m_v = 0.775 \text{ GeV}$, constituent quark masses are 0.430 GeV , and the regulator mass, $m_R = 3.0 \text{ GeV}$, the same value used in the ref. [24], in order to reproduced the ρ -meson experimental proprieties [31].

In summary, in the present work, we use the plus and minus components of the electromagnetic current to study the covariant electromagnetic form factors for spin-1 particles, and, the related electromagnetic form factors for, charge, magnetic and quadrupole; verifying that in the case of the Light-front formalism, so that not have the rotational invariance break, not only at the elements of the electromagnetic current, but in the electromagnetic form factors. When we use the Light-front approach, we have to add the non-valence terms, or zero modes. It is under consideration to use the full vertex [15], as well other spin one particles, such as the

kaon star and the deuteron.

Acknowledgements: This work was supported in part by the Conselho Nacional de Desenvolvimento Científico e Tecnológico (CNPq), Process, No.307131/2020-3, , and Fundação de Amparo à Pesquisa do Estado de São Paulo (FAPESP), No.2019/02923-5, and was also part of the projects, Instituto Nacional de Ciência e Tecnologia-Nuclear Physics and Applications (INCT-FNA), Brazil, Process No.464898/2014-5, and FAPESP Temático, Brazil, them

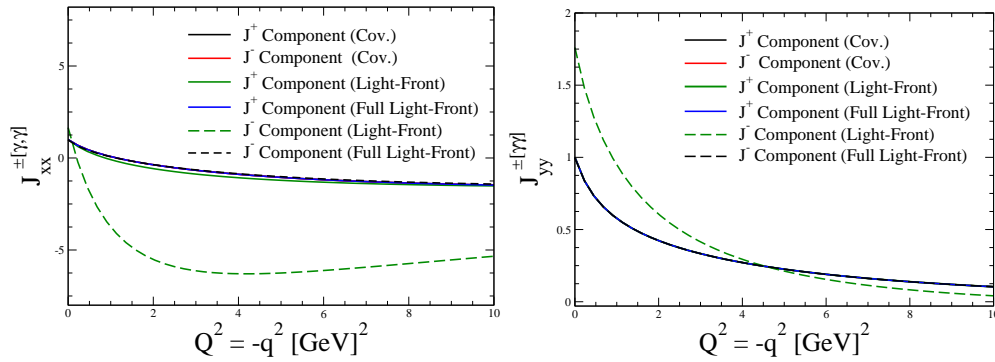


FIG. 1. Matrix elements of the electromagnetic current J_{xx}^{\pm} (left panel). Right panel: The matrix elements of the electromagnetic current J_{yy}^{\pm} . The matrix elements calculation at equal time, for both components of the electromagnetic current, "+" or "-", give exactly the same results. This does not happen with the light-front calculations, but after added the zero-modes, or non-valence contributions, the final results are identical. In that figures, full Light-front, meet the sum of two contributions, i.e., valence plus non-valence contributions to the matrix elements of the current.

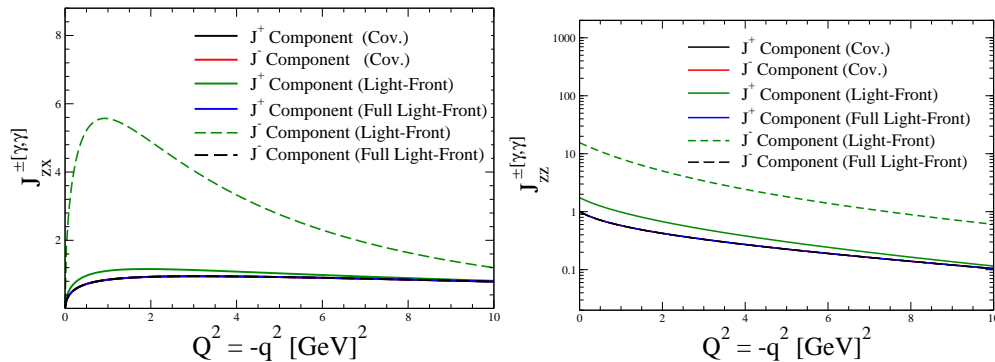


FIG. 2. Matrix elements of the electromagnetic current J_{zx}^{\pm} (left panel). Right panel: The matrix elements of the electromagnetic current J_{zz}^{\pm} . The matrix elements calculation at equal time, for both components of the electromagnetic current, "+" or "-", give exactly the same results, as in the calculation of the elements of electromagnetic current above. This does not happen with the light-front calculations, but after added the zero-modes, or non-valence contributions, the final results are identical. In that figures like the figures above, full Light-front, is the sum of two contributions, i.e., valence plus non-valence contributions to the matrix elements of the current.

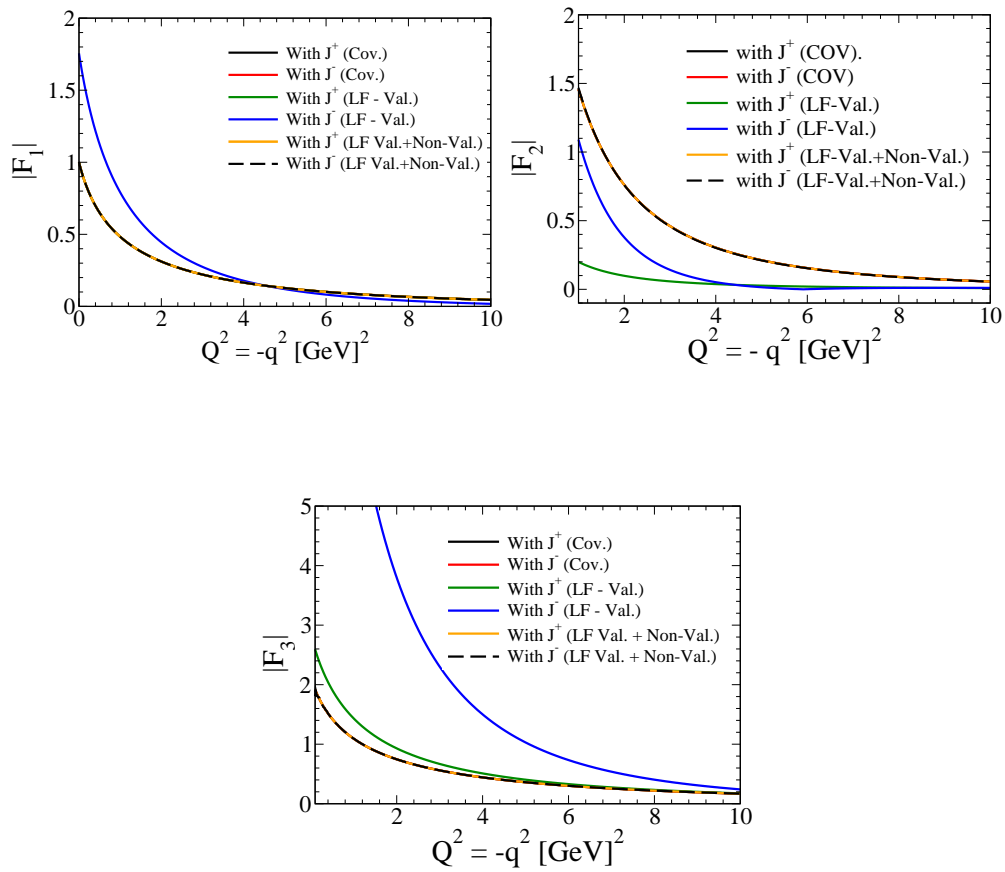


FIG. 3. Left panel: The covariant form factor $F_1(q^2)$, calculate with the J_{yy}^\pm for equal time, and, also with the light-front approach. Right panel: $F_2(q^2)$ covariant form factor; below panel, $F_3(q^2)$ covariant form factor.

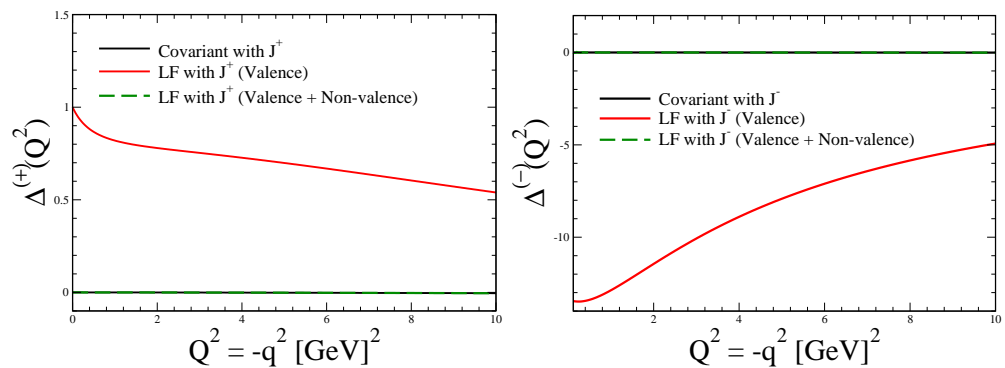


FIG. 4. Angular condition for the plus component of the electromagnetic current (left panel), and the minus component of the electromagnetic current (right panel).

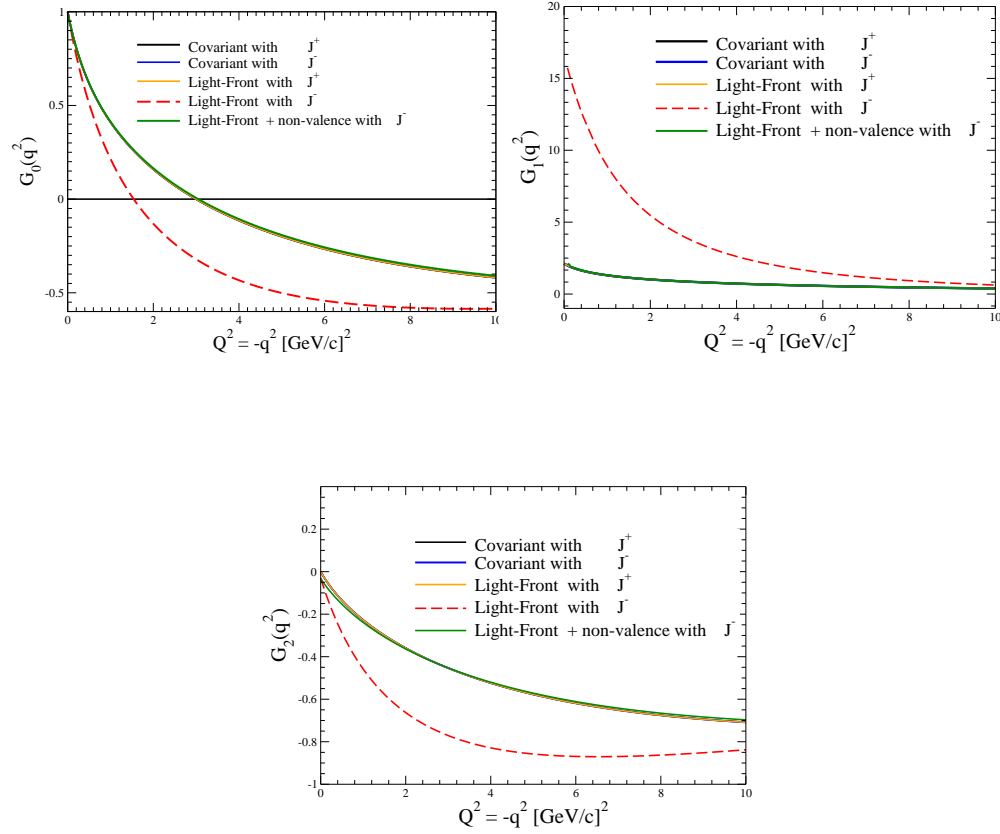


FIG. 5. Upper left panel: The charge electromagnetic form factor $G_0(q^2)$, and, upper right panel, the magnetic form factor; calculated with the plus and minus components of the electromagnetic current, for both, in the instant form and light-front approach. Lower panel: the quadrupole form factor $G_2(q)$, labels like the upper panels.

-
- [1] M. V. Terentev, On the Structure of wave functions of mesons as bound states of relativistic quarks, *Sov. J. Nucl. Phys.* 24 (1976) 106.
- [2] L. A. Kondratyuk, M. V. Terentev, The scattering problem for relativistic systems with fixed number of particles, *Sov. J. Nucl. Phys.* 31 (1980) 561.
- [3] S. J. Brodsky, H.-C. Pauli, S. S. Pinsky, Quantum chromodynamics and other field theories on the light cone, *Phys. Rept.* 301 (1998) 299–486. [arXiv:hep-ph/9705477](#), [doi:10.1016/S0370-1573\(97\)00089-6](#).
- [4] H. W. L. Naus, J. P. B. C. de Melo, T. Frederico, Ward-Takahashi identity on the light front, *Few Body Syst.* 24 (1998) 99–107. [arXiv:hep-ph/9710226](#), [doi:10.1007/s006010050080](#).
- [5] J. P. B. C. de Melo, J. H. O. Sales, T. Frederico, P. U. Sauer, Pairs in the light front and covariance, *Nucl. Phys. A* 631 (1998) 574C–579C. [arXiv:hep-ph/9802325](#), [doi:10.1016/S0375-9474\(98\)00070-0](#).
- [6] J. P. C. B. de Melo, H. W. L. Naus, T. Frederico, Pion electromagnetic current in the light cone formalism, *Phys. Rev. C* 59 (1999) 2278–2281. [arXiv:hep-ph/9710228](#), [doi:10.1103/PhysRevC.59.2278](#).
- [7] B. L. G. Bakker, H.-M. Choi, C.-R. Ji, Regularizing the fermion loop divergencies in the light front meson currents, *Phys. Rev. D* 63 (2001) 074014. [arXiv:hep-ph/0008147](#), [doi:10.1103/PhysRevD.63.074014](#).
- [8] J. P. B. C. de Melo, T. Frederico, E. Pace, G. Salme, Pair term in the electromagnetic current within the front form dynamics: Spin-0 case, *Nucl. Phys. A* 707 (2002) 399–424. [arXiv:nucl-th/0205010](#), [doi:10.1016/S0375-9474\(02\)00990-9](#).
- [9] Y. Li, P. Maris, J. Vary, Frame dependence of form factors in light-front dynamics, *Phys. Rev. D* 97 (5) (2018) 054034. [arXiv:1712.03467](#), [doi:10.1103/PhysRevD.97.054034](#).
- [10] R. M. Moita, J. P. B. C. de Melo, K. Tsushima, T. Frederico, Exploring the flavor content of light and heavy-light pseudoscalars, *Phys. Rev. D* 104 (9) (2021) 096020. [arXiv:2104.02787](#), [doi:10.1103/PhysRevD.104.096020](#).
- [11] A. J. Arifi, H.-M. Choi, C.-R. Ji, Y. Oh, Independence of current components, polarization vectors, and reference frames in the light-front quark model analysis of meson decay constants, *Phys. Rev. D* 107 (5) (2023) 053003. [arXiv:2210.12780](#), [doi:10.1103/PhysRevD.107.053003](#).
- [12] L. L. Frankfurt, I. L. Grach, L. A. Kondratyuk, M. I. Strikman, Is the Structure in the Deuteron Magnetic Form-factor at Q^2 Approximately = 2-GeV**2 a New Evidence for Nuclear Core?, *Phys. Rev. Lett.* 62 (1989) 387. [doi:10.1103/PhysRevLett.62.387](#).
- [13] A. Kobushkin, A. Syamtomov, High Q^{*2} elastic e d scattering and QCD predictions, *Phys. Rev. D* 49 (1994) 1637–1638. [arXiv:hep-ph/9307339](#), [doi:10.1103/PhysRevD.49.1637](#).
- [14] F. Cardarelli, I. L. Grach, I. M. Narodetsky, G. Salme, S. Simula, Electromagnetic form-factors of the rho meson in a light front constituent quark model, *Phys. Lett. B* 349 (1995) 393–399. [arXiv:hep-ph/9502360](#), [doi:10.1016/0370-2693\(95\)00230-I](#).
- [15] J. P. B. C. de Melo, T. Frederico, Covariant and light front approaches to the rho meson electromagnetic form-factors, *Phys. Rev. C* 55 (1997) 2043. [arXiv:nucl-th/9706032](#), [doi:10.1103/PhysRevC.55.2043](#).
- [16] F. M. Lev, E. Pace, G. Salme, Deuteron magnetic and quadrupole moments with a Poincare covariant current operator in the front form dynamics, *Phys. Rev. Lett.* 83 (1999) 5250–5253. [arXiv:nucl-th/9910049](#), [doi:10.1103/PhysRevLett.83.5250](#).
- [17] B. L. G. Bakker, H.-M. Choi, C.-R. Ji, The Vector meson form-factor analysis in light front dynamics, *Phys. Rev. D* 65 (2002) 116001. [arXiv:hep-ph/0202217](#), [doi:10.1103/PhysRevD.65.116001](#).
- [18] C. E. Carlson, C.-R. Ji, Angular conditions, relations between Breit and light front frames, and subleading power corrections, *Phys. Rev. D* 67 (2003) 116002. [arXiv:hep-ph/0301213](#), [doi:10.1103/PhysRevD.67.116002](#).
- [19] A. Dbeyssi, E. Tomasi-Gustafsson, G. I. Gakh, C. Adamuscin, Experimental constraint on the ρ - meson form factors in the time-like region, *Phys. Rev. C* 85 (2012) 048201. [arXiv:1112.6248](#), [doi:10.1103/PhysRevC.85.048201](#).
- [20] C. E. Carlson, J. R. Hiller, R. J. Holt, Relativistic QCD view of the deuteron, *Ann. Rev. Nucl. Part. Sci.* 47 (1997) 395–428. [doi:10.1146/annurev.nucl.47.1.395](#).
- [21] R. A. Gilman, F. Gross, Electromagnetic structure of the deuteron, *J. Phys. G* 28 (2002) R37–R116. [arXiv:nucl-th/0111015](#), [doi:10.1088/0954-3899/28/4/201](#).
- [22] L. L. Frankfurt, M. I. Strikman, High-Energy Phenomena, Short Range Nuclear Structure and QCD, *Phys. Rept.* 76 (1981) 215–347. [doi:10.1016/0370-1573\(81\)90129-0](#).
- [23] J. P. B. C. de Melo, T. Frederico, Light-Front projection of spin-1 electromagnetic current and zero-modes, *Phys. Lett. B* 708 (2012) 87–92. [arXiv:1202.0734](#), [doi:10.1016/j.physletb.2012.01.021](#).
- [24] J. P. B. C. de Melo, Unambiguous Extraction of the Electromagnetic Form Factors for Spin-1 Particles on the Light-Front, *Phys. Lett. B* 788 (2019) 152–160. [arXiv:1810.11478](#), [doi:10.1016/j.physletb.2018.11.003](#).
- [25] L. L. Frankfurt, M. Strikman, T. Frederico, Deuteron form-factors in the light cone quantum mechanics 'good'

- component approach, Phys. Rev. C 48 (1993) 2182–2189. [doi:10.1103/PhysRevC.48.2182](https://doi.org/10.1103/PhysRevC.48.2182).
- [26] J. P. B. C. de Melo, T. Frederico, H. W. L. Naus, P. U. Sauer, Covariance of light front models: Pair current, Nucl. Phys. A 660 (1999) 219–231. [arXiv:hep-ph/9908384](https://arxiv.org/abs/hep-ph/9908384), [doi:10.1016/S0375-9474\(99\)00371-1](https://doi.org/10.1016/S0375-9474(99)00371-1).
- [27] I. L. Grach, L. A. Kondratyuk, ELECTROMAGNETIC FORM-FACTOR OF DEUTERON IN RELATIVISTIC DYNAMICS. TWO NUCLEON AND SIX QUARK COMPONENTS, Sov. J. Nucl. Phys. 39 (1984) 198.
- [28] V. A. Karmanov, On ambiguities of the spin-1 electromagnetic form-factors in light front dynamics, Nucl. Phys. A 608 (1996) 316–330. [doi:10.1016/0375-9474\(96\)00260-6](https://doi.org/10.1016/0375-9474(96)00260-6).
- [29] H. L. L. Roberts, A. Bashir, L. X. Gutierrez-Guerrero, C. D. Roberts, D. J. Wilson, pi- and rho-mesons, and their diquark partners, from a contact interaction, Phys. Rev. C 83 (2011) 065206. [arXiv:1102.4376](https://arxiv.org/abs/1102.4376), [doi:10.1103/PhysRevC.83.065206](https://doi.org/10.1103/PhysRevC.83.065206).
- [30] S. J. Brodsky, J. R. Hiller, Universal properties of the electromagnetic interactions of spin one systems, Phys. Rev. D 46 (1992) 2141–2149. [doi:10.1103/PhysRevD.46.2141](https://doi.org/10.1103/PhysRevD.46.2141).
- [31] R. L. Workman, et al., Review of Particle Physics, PTEP 2022 (2022) 083C01. [doi:10.1093/ptep/ptac097](https://doi.org/10.1093/ptep/ptac097).