
Into the Single Cell Multiverse: an End-to-End Dataset for Procedural Knowledge Extraction in Biomedical Texts

Ruth Dannenfelser¹ Jeffrey Zhong¹ Ran Zhang² Vicky Yao^{1*}

¹ Department of Computer Science, Rice University

² Department of Genome Sciences, University of Washington

Abstract

Many of the most commonly explored natural language processing (NLP) information extraction tasks can be thought of as evaluations of declarative knowledge, or fact-based information extraction. Procedural knowledge extraction, i.e., breaking down a described process into a series of steps, has received much less attention, perhaps in part due to the lack of structured datasets that capture the knowledge extraction process from end-to-end. To address this unmet need, we present FlaMBé (Flow annotations for Multiverse Biological entities), a collection of expert-curated datasets across a series of complementary tasks that capture procedural knowledge in biomedical texts. This dataset is inspired by the observation that one ubiquitous source of procedural knowledge that is described as unstructured text is within academic papers describing their methodology. The workflows annotated in FlaMBé are from texts in the burgeoning field of single cell research, a research area that has become notorious for the number of software tools and complexity of workflows used. Additionally, FlaMBé provides, to our knowledge, the largest manually curated named entity recognition (NER) and disambiguation (NED) datasets for tissue/cell type, a fundamental biological entity that is critical for knowledge extraction in the biomedical research domain. Beyond providing a valuable dataset to enable further development of NLP models for procedural knowledge extraction, automating the process of workflow mining also has important implications for advancing reproducibility in biomedical research.

1 Introduction

The recent onslaught of pre-trained language models has spurred on tremendous advances in a range of natural language processing (NLP) applications, including named entity recognition (NER), named entity disambiguation (NED), sentiment analysis, and relation extraction [1–5]. These applications mostly fall under the umbrella of tasks that aim to extract *declarative knowledge*, sometimes also referred to as “knowing that,” since these tasks focus on matters of factual knowledge (e.g., *knowing that* “neuron” is a cell type) [6, 7]. Declarative knowledge is often contrasted with *procedural knowledge*, or “knowing how,” (e.g., *knowing how* to conduct an experiment) [6, 7]. Early AI researchers raised the importance of developing representations of procedural knowledge, given that performing plans or procedures is a fundamental way in which humans navigate the world [8]. However, compared with declarative knowledge extraction, there remains a vast gap in the development and application of machine learning methods towards procedural knowledge tasks [9].

Recently, there has begun to be a renewed interest in using machine learning to model procedural knowledge, especially knowledge extraction from text using NLP. These efforts have mostly focused

*Address correspondence to: vy@rice.edu

on cooking and other common household tasks [10, 11], business processes [12], and technical manuals or manufacturing [13]. The specific applications that have garnered interest seem to have been naturally motivated by either the emergence of valuable datasets (e.g., online recipes for cooking, WikiHow for various how-to tasks) or economic gain through business process optimization. Interestingly, one of the main ways scientists and engineers communicate their findings—through academic papers—is a prime source of unstructured text describing “know-how,” yet few studies explore extracting procedural knowledge from scientific literature. This is the case though there is also an abundance of open access scientific literature that is frequently used for many standard declarative knowledge extraction studies.

We posit that there are 3 main reasons that procedural knowledge extraction from scientific literature is not currently widely studied:

1. Though most research papers will describe procedures, i.e., methods, they are typically not written with as much structure as a recipe or technical manual, and thus not as easy to model “off the shelf.” In fact, methods sections are often organized by thematic categories and do not necessarily represent the “temporal ordering” in which the individual steps were done.¹ It is also often the case that the results sections need to be read together with the methods sections to reconstitute how various tools were used.
2. There can be varying degrees of ambiguity in a scientific manuscript when systematically describing a workflow. The same method or software tool can be used at several time points throughout a paper, but in different contexts and for different purposes. For example, principal component analysis (PCA) can be used for dimensionality reduction, feature selection, or visualization. Failure to account for context may lead to a workflow that appears to simply have a chain of PCAs. In addition, multiple parallel workflows can be described in a single paper. For example, a single paper can consider multiple datasets, each of which are processed differently, before they are analyzed jointly.
3. Unlike writing down recipes or household tasks, annotating the workflow used in a scientific paper is challenging without domain expertise, thus resulting in a bottleneck for developing structured datasets.

Motivated by these observations, we introduce FlaMBé (Flow annotations for Multiverse Biological entities). FlaMBé is a collection of structured annotations in biomedical research papers, with a particular focus on computational analysis pipelines in single cell research. While scientists have long been interested in studying single cells [14, 15], it was with the introduction of high-throughput single cell sequencing technologies around 2010 [16] that this area has exploded in activity, not only in applications of this experimental technique to various biomedical applications, but also in the development of computational tools and software to analyze the resulting data. Recent efforts to wrangle the space of analysis tools has resulted in specialized databases such as scRNA-tools [17], which currently tracks over 1,500 software tools across over 30 analysis tasks.² Interestingly, the majority of tools catalogued by scRNA-tools are used for more than one analysis task, and one of the most commonly used tools, Seurat [18], is associated with as many as 10 categories of tasks, further highlighting the importance of considering context.

In FlaMBé, we develop a structured representation of the procedural knowledge represented in scientific literature by considering (1) the *targets* of the study, which in the case of single cell research, are the tissues and/or cell types that are assayed; (2) the *tools* applied in the study as well as the analysis task or *context* in which they are being used; and (3) the *workflow* between tools and analysis tasks, e.g., when PCA is used for dimensionality reduction before the results are clustered using DBSCAN. Part of the motivation in structuring FlaMBé in this manner is that we can break down the more complex, unstructured goal of procedural knowledge extraction into existing, more manageable declarative knowledge extraction tasks. For example, the identification of targets and tools in text reduces to NER and NED tasks.

¹Note that here, temporal ordering is used loosely, as we are simply referring to the workflow ordering that a reader can deduce from the manuscript. It is of course common that scientific manuscripts present their main results in differing order than originally conducted. That said, we expect that internal ordering of tasks within each major result to be typically a good reflection of what was actually performed.

²The terminology scRNA-tools uses for these analysis tasks is “categories,” since they are focused on grouping tools by their applications. We simplify the terminology here to make clear that each tool can have multiple category tags.




Figure 1: **Example overview of the workflow of tool contexts (analysis tasks).** Summary figure of workflows from different tool contexts captured by FlaMBé. Direction of edge represents which analysis task was completed prior to the output being sent to the following task. Weight of edges represent the number of papers that mentioned. Node size corresponds to degree, i.e., the number of papers that mentioned the corresponding analysis task.

Overall, we present 55 full text papers, including over 420,000 tokens, annotated for relevant entities and relations from the PubMed Central Open Access Subset by domain experts (computational biologists). To improve coverage over a more diverse set of journals and entities, we also provide tissue/cell type annotations in 1,195 paper abstracts mined from PubMed, covering over 270,000 tokens. The entire dataset provides entity annotations as well as disambiguation, where entities are linked to identifiers in relevant knowledge bases. To our knowledge, FlaMBé is the largest NER and NED dataset for tissues/cell types. Furthermore, we also provide annotations for software tools and computational methods, also capturing 28 unique contexts in which the tools are used for single cell research and nearly 400 workflow relations between (tool, context) pairs. An example visualization of the flow between contexts is shown in Fig. 1. FlaMBé is available for exploration and download at <https://github.com/ylaboratory/flambe>.

We illustrate some example use cases for FlaMBé here, but the richness of this dataset has many more potential downstream applications in machine learning as well as computational biology and the wider biomedical field. In general, the complexity of working with single cell data and its capacity for a variety of different workflows, together with its important biomedical applications, is ultimately what led us to choose the area of single cell research for FlaMBé. However, we have also proposed a systematic framework to distill procedural knowledge into a structured dataset in a manner that considers some of the unique challenges of scientific literature. It is our hope that FlaMBé provides a useful foundation for future “science-know-how” modeling and datasets.

2 Related Work

FlaMBé is designed to represent a collection of complementary tasks that together form the basis of a structured representation that captures procedural knowledge in biomedical texts. Here, we discuss related datasets and research efforts.

Biomedical NLP Systematic evaluations of language models in a variety of different benchmarking efforts have revealed that for specialized domains like biomedicine, language models developed using domain-specific text (e.g., scientific literature) often outperform general-domain language models (e.g., trained on Wikipedia, news articles, webpages, etc.) on domain-specific tasks [19–22]. Furthermore, it seems that mixed-domain pretraining can sometimes hurt more than help, suggesting

that transfer learning is at times unsuccessful due to how different general-domain text is from biomedical text [20]. In general, there has been a demonstrated need for both domain-specific pretrained language models as well as domain-specific datasets for method benchmarking.

In the biomedical domain, language models are often trained on a mix of abstracts from PubMed and full text articles from PubMed Central [19–21, 23], at times also with additional scientific text such as medical records [24]. A variety of biomedical NLP benchmarking datasets have also been developed [20, 24, 25], but often individual tasks can be fragmented. Very recently, large scale efforts like BigBio [26] have systematically organized comprehensive public collections of biomedical NLP datasets. BigBio’s curation revealed that the largest represented task within biomedical NLP is unsurprisingly NER, as there are a variety of biological entities that are often of interest for text mining (e.g., diseases, gene names, chemical compounds, anatomy/tissue/cell type). Of particular relevance to our work here are previous dataset curation efforts for tissue/cell type [27–30]. However, not only are these datasets smaller in terms of total annotations in comparison with FlaMBé, but furthermore, none provide NED. Disambiguating these terms and linking them to a systematic knowledge base provides more utility for the biomedical community and also enables incorporation of information from the associated knowledge base for improved knowledge extraction.

The other entity that has recently begun to be considered for NER in biomedical literature is software. As the field of computational biology grows and, accordingly, the number of software tools and computational methods, systematic identification and analysis of tool usage has become more relevant. Large-scale curation efforts for NER and NED here include bioNerDS [31], SoftCite [32], and SoMeSci [33]. These previous datasets have differing limitations. Both bioNerDS and SoftCite only consider articles published before 2011³ in their dataset, while SoMeSci curates articles as recent as 2020. However, SoMeSci’s main endpoint is a knowledge graph and thus does not provide its annotations in an easily usable format. Both SoftCite and SoMeSci have been used as training data to automatically identify software mentions across millions of scientific articles [34, 35], though the resulting automatically annotated datasets differ greatly. Finally, all previous datasets focus solely on software. Because one of the key goals of FlaMBé is to extract data processing and analysis workflows, we also wanted to expand annotations to computational methods that are often referred to in scientific papers without necessarily a specific associated software (e.g., PCA, SVM).

Procedural knowledge extraction Recent efforts in procedural knowledge extraction have been spurred on by the increasing availability of naturally arising procedural knowledge-related data sources. In fact, the widespread availability of online recipes have given rise to the new research area of “food computing.” [10] Other areas where there is active research in procedural knowledge extraction include household tasks based on mining data sources such as WikiHow, Instructables, and eHow [11], technical manuals [13], and business processes [12].

There has also been some limited attempts to examine scientific literature as an application area. Song et al. propose representing procedural knowledge as (target, action, method) triplets based on MEDLINE abstracts [36], and Halioui et al. consider using process-oriented case-based reasoning to extract workflows from papers mentioning phylogenetic analyses from PubMed [37]. Interestingly, these two pieces of work fall on two ends of the spectrum in terms of the complexity of the representations they propose. In addition to the limitations of modeling an entire workflow from only an abstract, Song et al.’s proposed representation is also unable to take into account when tools are applied in different contexts. Meanwhile, Halioui et al.’s representation is somewhat arduous, and their contribution is mostly focused on a rule-based workflow extraction framework rather than the assembly of a dataset that can be used by other methods. Neither Song et al. nor Halioui et al.’s datasets are accessible.⁴

3 Dataset Collection Methodology and Overview

Annotations for NER, NED, and other knowledge extraction tasks were curated by domain experts in computational biology for a series of 55 biomedical full-text papers and 1,195 abstracts, indexed on PubMed Central (PMC) and PubMed, respectively. We chose to include both full text and abstracts

³bioNerDS further restricts its annotations to only two journals, *BMC Bioinformatics* and *Genome Biology*.

⁴Halioui et al. provide a link to their data and framework implementation in their paper, but the link is no longer active.

in FlaMBé to have a breadth of unique tokens as well as the depth needed to extract meaningful biological workflows.

3.1 Collection Methodology

Abstract corpus The abstract corpus was hand-curated for tissue and cell type terms across 20 high-impact biomedical journals (full list in Supplementary Materials). To ensure that no single journal was overrepresented due to publication quantity, we set the number of sampled abstracts per journal to 60. Furthermore, we only sampled from recently published works between 2016 and 2021, as advances in technology have made it possible to study cell types in addition to bulk tissue and we want to capture the new diversity of cell types in our annotations. All abstracts were downloaded using PubMed eutils. To enable evaluation of interannotator agreement (Supplementary Materials), each of 3 annotators was assigned 400 abstracts (60 from each unique journal), with 240 overlapping abstracts evenly distributed across journals.

Full text corpus Because of the focus on single cell research, we used Pubmed eutils to query PMC for 3 general article types (“Classical Article,” “Clinical Study,” and “Journal Article”) using the following key words (allowing dashes to be used as a connector as well): “scRNAseq,” “single cell RNAseq,” “single cell RNA sequencing,” “single cell transcriptomics,” “single cell transcriptome.” Full text articles were downloaded directly via the PMC FTP and parsed using Pubmed Parser [38]. Out of the 55 total full text articles annotated by 2 annotators, 10 papers were annotated by both to evaluate interannotator agreement (Supplementary Materials).

3.2 Annotation Types

Tissue, cell type, tool, and method were annotated using the Prodigy software tool developed by Explosion AI for easy tracking of token-level tags. Due to the more limited presence of tool and methods, ergo tool context and workflow in abstracts, these annotations were only completed in the full text corpus. Tissue and cell type were annotated in both the abstract and full text corpora.

Tissue and cell type To determine what classifies as tissue or cell type label, we use the terms in the NCI Thesaurus,⁵ a comprehensive biomedical ontology for describing human samples which has cross-references to many other biomedical ontologies, as a guide. We focus on annotating useful sample descriptors that capture what biological entity is being studied, and try to tag the most specific term possible (e.g., “left ventricle” vs. “ventricle”). The full set of annotation rules given to each annotator can be found in the Supplementary Materials.

A tissue or cell type in the text may be more specific than a term in the ontology, or it may not match exactly or any of the given synonyms. In these cases, we manually disambiguated the tag back to its nearest term in the ontology. In all other cases we programmatically mapped exact matches and synonyms back to NCIT identifiers. Additionally, in some cases, to express the specificity found in the text, we used two terms from the ontology in the disambiguation (e.g., “adipose stem cell” is mapped to two terms in NCIT “adipose” and “stem cell”).

Tool and methods Unlike tissues and cell types which have standardized ontologies, there is no concrete vocabulary to annotate tools and methods in biomedical research. We have done our best to define two concrete categories of methods, those where an important computational transformation of the data has taken place but can be done by more than one package, (e.g., K-means clustering or PCA), and those that reference a specific tool or package. We label each of these respective types as unspecified method (“UNS_METHOD”) or tool (“TOOL”). Furthermore, we aimed to identify computational methods applied on data that are separate from sequencing technologies and their related protocols (e.g., those done on machines which physically handle a biological sample) and only annotate tools and methods starting from the initial processing off of sequencing machines.

Tool context In addition to annotating tools, methods, tissue, and cell type terms in the full text we also provide a set of tool “contexts,” or the analysis task that they are used for to process or augment data. This is important, as a single tool may have multiple functions or reasons that it

⁵<https://ncithesaurus.nci.nih.gov/ncitbrowser/>

was applied (Fig. 3 shows an example paper where Seurat used in 4 different contexts). For the sake of exploring the single cell multiverse, we restricted the set of modes to important functions in processing a wide variety of sequencing data. A single mention of a tool in the text can have one or more modes assigned to it based on its surrounding context. The full vocabulary for modes can be found in Supplementary Materials.

Workflow On a paper level, we aim to extract the various workflows done to samples, where samples are defined as an assay (e.g., scRNA-seq, CHIP-seq, BS-seq, etc) and a sample descriptor such as tissue/cell type pair. Once a unique set of samples per paper are identified we link them with tool and mode pairs from the text. Next, we annotate the flow by tabulating all edge pairs, where a pair of tools with their corresponding modes are applied to a given sample. In cases where an unspecified important transformation took place, such as an ‘UNS_METHOD’ we use “unspecified_mode” as a placeholder. In this way we can reconstruct and model multiple workflows in a paper when more than one sample type is used.

3.3 Dataset description and statistics

Token level tags All token level tags, such as those for tissue and cell type and tool and method annotations are released as IOB and CoNLL files. The CoNLL files contain disambiguated annotations, with the tissue and cell type tags mapped semi-manually back to NCI Thesaurus identifiers and tools disambiguated back to a standardized name. An additional description file is also provided, one for tissues and cell types, which maps NCI Thesaurus ids to names, and one for tool and method annotations, with annotations to relevant references, GitHub, or project links.

Together, the full-text tag files span 55 papers and 429,373 tokens with 405 disambiguated (776 before disambiguation) tissue and cell type terms, 217 disambiguated tools, and 48 unique general methods. The abstract only tag files span 1,195 papers with 272,771 tokens annotated and 286 disambiguated tissue and cell type terms.

Tool context annotations Mode annotations for the various tools are provided in the tool and method CoNLL files. Each mode is manually assigned using the surrounding sentence context.

Workflow annotations There is no predefined standard format for paper-level knowledge extraction annotations, so we split them into the following 3 files for easy parsing: A sample description and identification file, containing a listing of unique sample assay and tissue and cell type pairs; a tools applied file linking samples with the tool-mode combinations covering modes; and tool sequence file that ties pairs of tool-mode combinations together with sample identifiers. These files cover 8 unique assays, across 28 tool modes, capturing 390 tool-tool steps. There are on average, 10 workflow steps for each of the 38 papers with a defined workflow.

4 FlaMBé Use Cases

The diverse collection of annotations in FlaMBé enables several different use cases. We explore 3 example use cases of NER, tool context prediction, and workflow visualization before discussing other potential downstream applications.

Use case 1: named entity recognition We illustrate how the IOB and CoNLL files can be used to train BERT models to predict tissue and cell type mentions in biomedical abstracts. Using the full-text data as training and our abstract annotations as the hold out set for evaluation, we fine-tuned some of the most popular BERT models on HuggingFace (Table 1) for NER prediction. All models perform reasonably well, with PubMedBERT [20] having the best F1 for the cell type and tissue type identification tasks. In general, the domain-specific pretrained language models do tend to perform better than the general domain models, especially when it comes to recall.

We also aim to demonstrate the utility of our annotations by comparing them with the only other easily obtainable software annotation dataset, Softcite [32], a resource that provides annotations of software mentions in full-text research publications in the life sciences and economics. Here, we partition FlaMBé’s full-text tool annotations into two sets of full-text data, holding out 11 randomly chosen papers for evaluation. We use the remaining 44 papers from FlaMBé and the entirety of Softcite

Table 1: **Predictive performance (P/R/F1 scores) of various language models on abstract tissue/cell type annotations.** Language models were fine-tuned on a combination of full text and abstracts and evaluated on a mixture of both text types for cell type and tissue annotations. Best performers are highlighted in bold.

	Cell Type			Tissue		
	Precision	Recall	F1	Precision	Recall	F1
BERT-base [39]	0.740	0.823	0.779	0.813	0.811	0.812
ELECTRA [40]	0.775	0.802	0.788	0.819	0.841	0.830
BioBERT [21]	0.725	0.806	0.763	0.848	0.859	0.854
BlueBERT [24]	0.699	0.838	0.762	0.818	0.851	0.834
BioELECTRA [23]	0.719	0.855	0.781	0.751	0.894	0.816
PubMedBERT [20]	0.795	0.832	0.813	0.844	0.868	0.856

Table 2: **Predictive performance (F1 scores) of PubMedBERT on tool annotations when using Softcite or FlaMBé (excluding papers used for evaluation) as training standard.** Tool annotations from 11 full text papers were held out from FlaMBé as an evaluation standard. PubMedBERT was fine-tuned on either the entirety of Softcite annotations or the smaller FlaMBé training standard.

	Precision	Recall	F1
Softcite [32]	0.397	0.528	0.453
FlaMBé	0.779	0.909	0.839

for training. Both datasets were used to train PubMedBERT, one of the consistent performers in tissue/cell type prediction (Table 2). Despite being a smaller set of annotations, FlaMBé outperforms Softcite, especially when it comes to identifying the full name of a tool, (e.g., “Search Tool for the Retrieval of Interacting Genes/Proteins,” more commonly known as “STRING”). This observation seems to be supported when we examine the predictive performance broken down by tag type—the largest performance difference between a model trained on Softcite and FlaMBé is in the ‘I-Tool’ token (see Supplement). We hypothesize that the fact that biomedical tools often have long, multi-word names (and corresponding acronym) may play in role in this large difference. Of course, we note that in this comparison FlaMBé has the advantage of using the same annotation criteria in both the training and test sets, but nevertheless, we believe it still illustrates the importance and utility of FlaMBé’s biomedical specific tool annotations.

Use case 2: tool context prediction As a proof of concept, we also used FlaMBé’s tool context annotations and trained a PubMedBERT model to predict a tool’s context given the sentence in which it is mentioned, akin to sentiment classification. We assembled a small set of training (191 sentences over 28 papers) and test (45 sentences over 8 papers) data, limiting ourselves to sentences containing a mention of at least one of the top 5 most mentioned tools, *Seurat*, *Cellranger*, *t-SNE*, *Monocle*, and *STAR*, each of which can be applied in multiple contexts. We then trained PubMedBERT models to predict context for each sentences in a one vs rest framework, for contexts that are well represented in the test and training datasets: *Alignment*, *Marker Genes*, and *Clustering*. Each of the classifiers performed well, with the alignment (AUC = 0.954) and marker gene (AUC = 0.953) contexts being more distinguishable and clustering (AUC = 0.810) being the most difficult. Given this promising performance on a test case, we anticipate that more sophisticated methods will be able to achieve consistently strong performance with our annotations.

Use case 3: visualization and exploration of different scientific workflows Different workflows can be extracted from FlaMBé’s annotations, at different levels of specificity, either by highlighting the different tools used in a paper (Fig. 2A) or the different tool contexts in a paper (Fig. 2B). These can also be combined to extract more exact methodology (Fig. 3). Benchmarking papers or work introducing a new tool have to compare with previous work and create interesting workflows, as a small set of sample types is processed with slight variations through different levels of an entire pipeline depending on a paper’s objective (Fig. 2). Meanwhile, papers that seek to solve a biological problem often have a more defined flow, with fewer tools from sample to one or more endpoints (Fig.

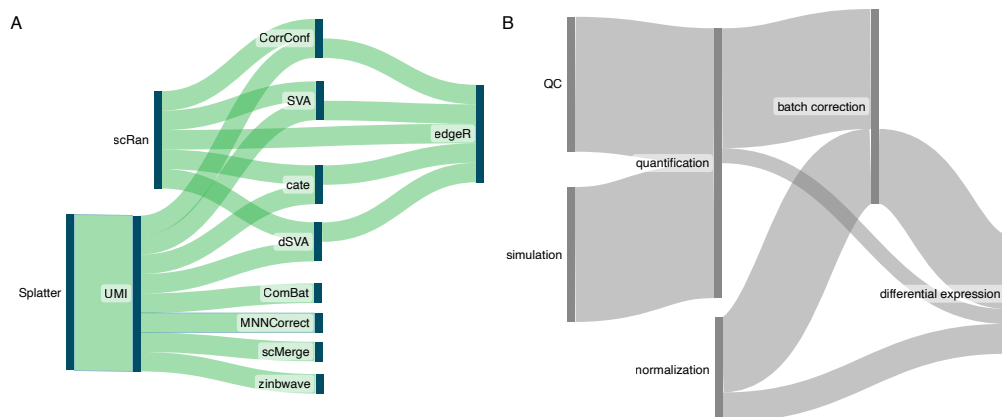


Figure 2: **Sankey visualizations of (A) tool and (B) context workflows from an example paper [41].** Visualizations here focus on one entity at a time, either the computational tools being used throughout the paper (vertical bars in A) or the context (vertical bars in B) in which they are being used.

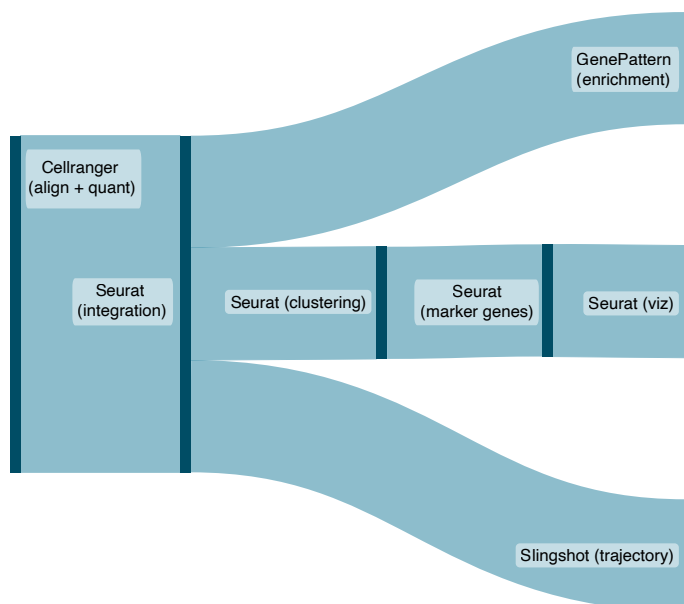


Figure 3: **Sankey visualizations of the joint tool-context workflow from an example paper [42].** Visualization here depicts the workflow of (tool, context) pairs (vertical bars), where context is denoted within the parentheses.

3). By extracting these workflows, we can not only classify the type of paper (e.g., benchmarking, new method, or biological insight), and analyze them on an individual level, but can also look at the global set of workflows for a large set of papers (Fig. 1). Thus, FlaMBé has important downstream potential for extracting knowledge at multiple levels.

4.1 Potential downstream applications

There are many other interesting downstream applications that FlaMBé can be used to study. In addition to the advances in developing systematic methods for procedural knowledge extraction, we want to highlight the scientific value of improved modeling here. Specifically, structured representations would potentially allow for improved computational method recommendation depending on the goals of a particular study, as well as highlight gaps and areas of need for new computational method development. Importantly, one of the natural concerns that has been raised in psychology and more

recently in machine learning is that having ever more complex computational workflows can spawn *multiverses*. The multiverse represents the set of parallel universes where slightly different paths (e.g., methods or analysis steps) are taken towards the same goal. Multiverse analyses are undertaken to see how reliable results and conclusions are in light of these implicit decisions [43, 44]. We believe one of the most exciting downstream applications of FlaMBé is systematic multiverse analyses of the complex workflows undertaken in biomedical research, towards the ultimate goal of improving transparency and reproducibility of research claims.

5 Limitations and Future Work

One of the current limitations of FlaMBé is that though the number of entity-level annotations is high, there are relatively fewer examples of the more complex annotation types of tool context and workflow. We plan to address this through larger annotation efforts that will further expand these categories. Because FlaMBé has also proposed a systematic, structured representation that can be used as input to existing language models, these future efforts can be aided by computational predictions that can guide manual curation efforts. In these follow-up efforts, we foresee that the NER-related annotations will be easiest to automate, followed by NED, with the tool context and workflow predictions being more challenging. Any automated annotations will be reviewed by expert curators before release of an updated dataset. We do not foresee negative societal impacts, though incorrect workflows could potentially be misleading for downstream research, and thus we would encourage thorough evaluation of all predictions.

With FlaMBé, we have broken down the more complex, abstract procedural knowledge extraction problem into more structured declarative knowledge tasks that the community is already well-equipped to tackle. Intriguingly, cognitive psychology research has pointed towards the fact that in humans, procedural and declarative knowledge are intertwined, but can sometimes be learned independently of one another [45]. Thus, there may also be benefit to using different, more “procedural” representations for learning. In some sense, one ML area that has tried to learn and mimic human procedural knowledge is reinforcement learning. A good example of this is with “script knowledge” [46] and generally text-based games [47], which have used a game approach to improve modeling at the intersection of language understanding and complex decision-making. Reinforcement learning has also found some early success in reasoning over large scale knowledge graphs. Procedural knowledge extraction from academic texts could potentially also benefit from this type of framework. One of the unique aspects of FlaMBé is that though we have developed a structured representation, they can also tie together (e.g., we have annotated individual edges that can be viewed jointly as a graph). The disambiguated terms also tie in with existing knowledge bases that can be incorporated into knowledge graph research. It will be interesting to see whether new methods can be developed that could take advantage of the joint representation and learn more than the sum of the parts.

6 Conclusion

In conclusion, we have developed FlaMBé, a collection of datasets that together form structured representations of procedural knowledge captured in scientific literature. The dataset provides annotations for 1,195 paper abstracts and 55 full text papers, spanning nearly 700,000 tokens. In addition to providing the largest NER and NED dataset for tissue and cell type, we also provide annotations for computational tool and method, as well as the analysis task a tool is used in. Finally, we also annotate computational workflows within papers that can potentially be used in many downstream applications. Our dataset and associated code are accessible at <https://github.com/ylaboratory/flambe>.

References

- [1] David Nadeau and Satoshi Sekine. A survey of named entity recognition and classification. *Linguistic Investigations*, 30(1):3–26, January 2007. ISSN 0378-4169, 1569-9927. doi: 10.1075/li.30.1.03nad. URL <https://www.jbe-platform.com/content/journals/10.1075/li.30.1.03nad>. Publisher: John Benjamins.
- [2] Jing Li, Aixin Sun, Jianglei Han, and Chenliang Li. A Survey on Deep Learning for Named Entity Recognition. *IEEE Transactions on Knowledge and Data Engineering*, 34(1):50–70,

January 2022. ISSN 1558-2191. doi: 10.1109/TKDE.2020.2981314. Conference Name: IEEE Transactions on Knowledge and Data Engineering.

- [3] Silviu Cucerzan. Large-Scale Named Entity Disambiguation Based on Wikipedia Data. In *Proceedings of the 2007 Joint Conference on Empirical Methods in Natural Language Processing and Computational Natural Language Learning (EMNLP-CoNLL)*, pages 708–716, Prague, Czech Republic, June 2007. Association for Computational Linguistics. URL <https://aclanthology.org/D07-1074>.
- [4] Lei Zhang, Shuai Wang, and Bing Liu. Deep learning for sentiment analysis: A survey. *WIREs Data Mining and Knowledge Discovery*, 8(4):e1253, 2018. ISSN 1942-4795. doi: 10.1002/widm.1253. URL <https://onlinelibrary.wiley.com/doi/abs/10.1002/widm.1253>. eprint: <https://onlinelibrary.wiley.com/doi/pdf/10.1002/widm.1253>.
- [5] Meishan Zhang, Yue Zhang, and Guohong Fu. End-to-End Neural Relation Extraction with Global Optimization. In *Proceedings of the 2017 Conference on Empirical Methods in Natural Language Processing*, pages 1730–1740, Copenhagen, Denmark, September 2017. Association for Computational Linguistics. doi: 10.18653/v1/D17-1182. URL <https://aclanthology.org/D17-1182>.
- [6] Gilbert Ryle. Knowing How and Knowing That: The Presidential Address. *Proceedings of the Aristotelian Society*, 46:1–16, 1945. ISSN 0066-7374. URL <https://www.jstor.org/stable/4544405>. Publisher: [Aristotelian Society, Wiley].
- [7] John Wisdom. The Concept of Mind. *Proceedings of the Aristotelian Society*, 50:189–204, 1949. ISSN 0066-7374. URL <https://www.jstor.org/stable/4544471>. Publisher: [Aristotelian Society, Wiley].
- [8] M.P. Georgeff and A.L. Lansky. Procedural knowledge. *Proceedings of the IEEE*, 74(10): 1383–1398, October 1986. ISSN 1558-2256. doi: 10.1109/PROC.1986.13639. Conference Name: Proceedings of the IEEE.
- [9] Dena Mujtaba and Nihar Mahapatra. Recent Trends in Natural Language Understanding for Procedural Knowledge. In *2019 International Conference on Computational Science and Computational Intelligence (CSCI)*, pages 420–424, December 2019. doi: 10.1109/CSCI49370.2019.00082.
- [10] Weiqing Min, Shuqiang Jiang, Linhu Liu, Yong Rui, and Ramesh Jain. A Survey on Food Computing. *ACM Computing Surveys*, 52(5):92:1–92:36, September 2019. ISSN 0360-0300. doi: 10.1145/3329168. URL <https://dl.acm.org/doi/10.1145/3329168>.
- [11] Cuong Xuan Chu, Niket Tandon, and Gerhard Weikum. Distilling Task Knowledge from How-To Communities. In *Proceedings of the 26th International Conference on World Wide Web, WWW '17*, pages 805–814, Republic and Canton of Geneva, CHE, April 2017. International World Wide Web Conferences Steering Committee. ISBN 978-1-4503-4913-0. doi: 10.1145/3038912.3052715. URL <https://dl.acm.org/doi/10.1145/3038912.3052715>.
- [12] Patrizio Bellan, Han van der Aa, Mauro Dragoni, Chiara Ghidini, and Simone Paolo Ponzetto. PET: An Annotated Dataset for Process Extraction from Natural Language Text Tasks. In Cristina Cabanillas, Niels Frederik Garmann-Johnsen, and Agnes Koschmider, editors, *Business Process Management Workshops, Lecture Notes in Business Information Processing*, pages 315–321, Cham, 2023. Springer International Publishing. ISBN 978-3-031-25383-6. doi: 10.1007/978-3-031-25383-6_23.
- [13] Abhirut Gupta, Abhay Khosla, Gautam Singh, and Gargi Dasgupta. Mining Procedures from Technical Support Documents, May 2018. URL <http://arxiv.org/abs/1805.09780>. arXiv:1805.09780 [cs].
- [14] Nature Methods. Method of the Year 2013. *Nature Methods*, 11(1):1–1, January 2014. ISSN 1548-7105. doi: 10.1038/nmeth.2801. URL <https://www.nature.com/articles/nmeth.2801>. Number: 1 Publisher: Nature Publishing Group.

- [15] James Eberwine, Jai-Yoon Sul, Tamas Bartfai, and Junhyong Kim. The promise of single-cell sequencing. *Nature Methods*, 11(1):25–27, January 2014. ISSN 1548-7105. doi: 10.1038/nmeth.2769. URL <https://www.nature.com/articles/nmeth.2769>. Number: 1 Publisher: Nature Publishing Group.
- [16] Fuchou Tang, Catalin Barbacioru, Yangzhou Wang, Ellen Nordman, Clarence Lee, Nanlan Xu, Xiaohui Wang, John Bodeau, Brian B. Tuch, Asim Siddiqui, Kaiqin Lao, and M. Azim Surani. mRNA-Seq whole-transcriptome analysis of a single cell. *Nature Methods*, 6(5):377–382, May 2009. ISSN 1548-7105. doi: 10.1038/nmeth.1315.
- [17] Luke Zappia, Belinda Phipson, and Alicia Oshlack. Exploring the single-cell RNA-seq analysis landscape with the scRNA-tools database. *PLOS Computational Biology*, 14(6):e1006245, June 2018. ISSN 1553-7358. doi: 10.1371/journal.pcbi.1006245. URL <https://journals.plos.org/ploscompbiol/article?id=10.1371/journal.pcbi.1006245>. Publisher: Public Library of Science.
- [18] Rahul Satija, Jeffrey A. Farrell, David Gennert, Alexander F. Schier, and Aviv Regev. Spatial reconstruction of single-cell gene expression data. *Nature Biotechnology*, 33(5):495–502, May 2015. ISSN 1546-1696. doi: 10.1038/nbt.3192. URL <https://www.nature.com/articles/nbt.3192>. Number: 5 Publisher: Nature Publishing Group.
- [19] Iz Beltagy, Kyle Lo, and Arman Cohan. SciBERT: A Pretrained Language Model for Scientific Text. In *Proceedings of the 2019 Conference on Empirical Methods in Natural Language Processing and the 9th International Joint Conference on Natural Language Processing (EMNLP-IJCNLP)*, pages 3615–3620, Hong Kong, China, November 2019. Association for Computational Linguistics. doi: 10.18653/v1/D19-1371. URL <https://aclanthology.org/D19-1371>.
- [20] Yu Gu, Robert Tinn, Hao Cheng, Michael Lucas, Naoto Usuyama, Xiaodong Liu, Tristan Naumann, Jianfeng Gao, and Hoifung Poon. Domain-Specific Language Model Pretraining for Biomedical Natural Language Processing. *ACM Transactions on Computing for Healthcare*, 3(1):2:1–2:23, October 2021. ISSN 2691-1957. doi: 10.1145/3458754. URL <https://dl.acm.org/doi/10.1145/3458754>.
- [21] Jinhyuk Lee, Wonjin Yoon, Sungdong Kim, Donghyeon Kim, Sunkyu Kim, Chan Ho So, and Jaewoo Kang. BioBERT: a pre-trained biomedical language representation model for biomedical text mining. *Bioinformatics*, 36(4):1234–1240, February 2020. ISSN 1367-4803. doi: 10.1093/bioinformatics/btz682. URL <https://doi.org/10.1093/bioinformatics/btz682>.
- [22] Yifan Peng, Shankai Yan, and Zhiyong Lu. Transfer Learning in Biomedical Natural Language Processing: An Evaluation of BERT and ELMo on Ten Benchmarking Datasets. In *Proceedings of the 18th BioNLP Workshop and Shared Task*, pages 58–65, Florence, Italy, August 2019. Association for Computational Linguistics. doi: 10.18653/v1/W19-5006. URL <https://aclanthology.org/W19-5006>.
- [23] Kamal raj Kanakarajan, Bhuvana Kundumani, and Malaikannan Sankarasubbu. BioELECTRA: Pretrained Biomedical text Encoder using Discriminators. In *Proceedings of the 20th Workshop on Biomedical Language Processing*, pages 143–154, Online, June 2021. Association for Computational Linguistics. doi: 10.18653/v1/2021.bionlp-1.16. URL <https://aclanthology.org/2021.bionlp-1.16>.
- [24] Yifan Peng, Qingyu Chen, and Zhiyong Lu. An Empirical Study of Multi-Task Learning on BERT for Biomedical Text Mining, May 2020. URL <http://arxiv.org/abs/2005.02799>. arXiv:2005.02799 [cs].
- [25] Leon Weber, Mario Sanger, Jannes Munchmeyer, Maryam Habibi, Ulf Leser, and Alan Akbik. HunFlair: an easy-to-use tool for state-of-the-art biomedical named entity recognition. *Bioinformatics*, 37(17):2792–2794, September 2021. ISSN 1367-4803. doi: 10.1093/bioinformatics/btab042. URL <https://doi.org/10.1093/bioinformatics/btab042>.

- [26] Jason Alan Fries, Leon Weber, Natasha Seelam, Gabriel Altay, Debajyoti Datta, Samuele Garda, Myungsun Kang, Ruisi Su, Wojciech Kusa, Samuel Cahyawijaya, Fabio Barth, Simon Ott, Matthias Samwald, Stephen Bach, Stella Biderman, Mario Sanger, Bo Wang, Alison Callahan, Daniel Le3n Perinan, Th3o Gigant, Patrick Haller, Jenny Chim, Jose David Posada, John Michael Giorgi, Karthik Rangasai Sivaraman, Marc Pamies, Marianna Nezhurina, Robert Martin, Michael Cullan, Moritz Freidank, Nathan Dahlberg, Shubhanshu Mishra, Shamik Bose, Nicholas Michio Broad, Yanis Labrak, Shlok S. Deshmukh, Sid Kiblawi, Ayush Singh, Minh Chien Vu, Trishala Neeraj, Jonas Golde, Albert Villanova del Moral, and Benjamin Beilharz. BigBio: A Framework for Data-Centric Biomedical Natural Language Processing. September 2022. URL <https://openreview.net/forum?id=81QDn9zTQ1W>.
- [27] Tomoko Ohta, Sampo Pyysalo, Jun’ichi Tsujii, and Sophia Ananiadou. Open-domain Anatomical Entity Mention Detection. In *Proceedings of the Workshop on Detecting Structure in Scholarly Discourse*, pages 27–36, Jeju Island, Korea, July 2012. Association for Computational Linguistics. URL <https://aclanthology.org/W12-4304>.
- [28] Sampo Pyysalo and Sophia Ananiadou. Anatomical entity mention recognition at literature scale. *Bioinformatics (Oxford, England)*, 30(6):868–875, March 2014. ISSN 1367-4811. doi: 10.1093/bioinformatics/btt580.
- [29] Sampo Pyysalo, Tomoko Ohta, and Sophia Ananiadou. Overview of the Cancer Genetics (CG) task of BioNLP Shared Task 2013. In *Proceedings of the BioNLP Shared Task 2013 Workshop*, pages 58–66, Sofia, Bulgaria, August 2013. Association for Computational Linguistics. URL <https://aclanthology.org/W13-2008>.
- [30] Mariana Neves, Alexander Damaschun, Andreas Kurtz, and Ulf Leser. Annotating and evaluating text for stem cell research. January 2012.
- [31] Geraint Duck, Goran Nenadic, Andy Brass, David L. Robertson, and Robert Stevens. bioNERDS: exploring bioinformatics’ database and software use through literature mining. *BMC Bioinformatics*, 14(1):194, June 2013. ISSN 1471-2105. doi: 10.1186/1471-2105-14-194. URL <https://doi.org/10.1186/1471-2105-14-194>.
- [32] Caifan Du, Johanna Cohoon, Patrice Lopez, and James Howison. Softcite dataset: A dataset of software mentions in biomedical and economic research publications. *Journal of the Association for Information Science and Technology*, 72(7):870–884, 2021. ISSN 2330-1643. doi: 10.1002/asi.24454. URL <https://onlinelibrary.wiley.com/doi/abs/10.1002/asi.24454>. _eprint: <https://onlinelibrary.wiley.com/doi/pdf/10.1002/asi.24454>.
- [33] David Schindler, Felix Bensmann, Stefan Dietze, and Frank Kruger. SoMeSci- A 5 Star Open Data Gold Standard Knowledge Graph of Software Mentions in Scientific Articles, August 2021. URL <http://arxiv.org/abs/2108.09070>. arXiv:2108.09070 [cs].
- [34] Ana-Maria Istrate, Donghui Li, Dario Taraborelli, Michaela Torkar, Boris Veytsman, and Ivana Williams. A large dataset of software mentions in the biomedical literature, September 2022. URL <http://arxiv.org/abs/2209.00693>. arXiv:2209.00693 [cs, q-bio].
- [35] David Schindler, Felix Bensmann, Stefan Dietze, and Frank Kruger. The role of software in science: a knowledge graph-based analysis of software mentions in PubMed Central. *PeerJ Computer Science*, 8:e835, January 2022. ISSN 2376-5992. doi: 10.7717/peerj-cs.835. URL <https://peerj.com/articles/cs-835>. Publisher: PeerJ Inc.
- [36] Sa-kwang Song, Heung-seon Oh, Sung Hyon Myaeng, Sung-pil Choi, Hong-woo Chun, Yun-soo Choi, and Chang-hoo Jeong. Procedural Knowledge Extraction on MEDLINE Abstracts. In Ning Zhong, Vic Callaghan, Ali A. Ghorbani, and Bin Hu, editors, *Active Media Technology*, Lecture Notes in Computer Science, pages 345–354, Berlin, Heidelberg, 2011. Springer. ISBN 978-3-642-23620-4. doi: 10.1007/978-3-642-23620-4_36.
- [37] Ahmed Halioui, Petko Valchev, and Abdoulaye Banir3 Diallo. Bioinformatic Workflow Extraction from Scientific Texts based on Word Sense Disambiguation. *IEEE/ACM Transactions on Computational Biology and Bioinformatics*, 15(6):1979–1990, November 2018. ISSN 1557-9964. doi: 10.1109/TCBB.2018.2847336. Conference Name: IEEE/ACM Transactions on Computational Biology and Bioinformatics.

- [38] Titipat Achakulvisut, Daniel E. Acuna, and Konrad Kording. Pubmed Parser: A Python Parser for PubMed Open-Access XML Subset and MEDLINE XML Dataset XML Dataset. *Journal of Open Source Software*, 5(46):1979, February 2020. ISSN 2475-9066. doi: 10.21105/joss.01979. URL <https://joss.theoj.org/papers/10.21105/joss.01979>.
- [39] Jacob Devlin, Ming-Wei Chang, Kenton Lee, and Kristina Toutanova. BERT: Pre-training of Deep Bidirectional Transformers for Language Understanding, May 2019. URL <http://arxiv.org/abs/1810.04805>. arXiv:1810.04805 [cs].
- [40] Kevin Clark, Minh-Thang Luong, Quoc V. Le, and Christopher D. Manning. ELECTRA: Pre-training Text Encoders as Discriminators Rather Than Generators, March 2020. URL <http://arxiv.org/abs/2003.10555>. arXiv:2003.10555 [cs].
- [41] Wenan Chen, Silu Zhang, Justin Williams, Bensheng Ju, Bridget Shaner, John Easton, Gang Wu, and Xiang Chen. A comparison of methods accounting for batch effects in differential expression analysis of UMI count based single cell RNA sequencing. *Computational and Structural Biotechnology Journal*, 18:861–873, 2020. ISSN 2001-0370. doi: 10.1016/j.csbj.2020.03.026.
- [42] Suzanne N. Martos, Michelle R. Campbell, Oswaldo A. Lozoya, Xuting Wang, Brian D. Bennett, Isabel J. B. Thompson, Ma Wan, Gary S. Pittman, and Douglas A. Bell. Single-cell analyses identify dysfunctional CD16+ CD8 T cells in smokers. *Cell Reports. Medicine*, 1(4):100054, July 2020. ISSN 2666-3791. doi: 10.1016/j.xcrm.2020.100054.
- [43] Samuel J. Bell, Onno Kampman, Jesse Dodge, and Neil Lawrence. Modeling the Machine Learning Multiverse. *Advances in Neural Information Processing Systems*, 35:18416–18429, December 2022. URL https://proceedings.neurips.cc/paper_files/paper/2022/hash/750337e1301941f81ae31a90e0a1c181-Abstract-Conference.html.
- [44] Sara Steegen, Francis Tuerlinckx, Andrew Gelman, and Wolf Vanpaemel. Increasing transparency through a multiverse analysis. *Perspectives on Psychological Science*, 11:702–712, 2016. ISSN 1745-6924. doi: 10.1177/1745691616658637. Place: US Publisher: Sage Publications.
- [45] Daniel B. Willingham, Mary J. Nissen, and Peter Bullemer. On the development of procedural knowledge. *Journal of Experimental Psychology: Learning, Memory, and Cognition*, 15: 1047–1060, 1989. ISSN 1939-1285. doi: 10.1037/0278-7393.15.6.1047. Place: US Publisher: American Psychological Association.
- [46] Roger C. Schank and Robert P. Abelson. Scripts, plans, and knowledge. In *Proceedings of the 4th international joint conference on Artificial intelligence - Volume 1, IJCAI'75*, pages 151–157, San Francisco, CA, USA, September 1975. Morgan Kaufmann Publishers Inc.
- [47] Matthew Hausknecht||Prithviraj Ammanabrolu||Marc-Alexandre Côté||Xingdi Yuan. Interactive Fiction Games: A Colossal Adventure. URL <https://aaai.org/papers/07903-interactive-fiction-games-a-colossal-adventure/>.