

Learning to Intervene on Concept Bottlenecks

David Steinmann¹ Wolfgang Stammer^{1,2} Felix Friedrich^{1,2} Kristian Kersting^{1,2,3,4}

Abstract

While deep learning models often lack interpretability, concept bottleneck models (CBMs) provide inherent explanations via their concept representations. Moreover, they allow users to perform interventional interactions on these concepts by updating the concept values and thus correcting the predictive output of the model. Up to this point, these interventions were typically applied to the model just once and then discarded. To rectify this, we present concept bottleneck memory models (CB2Ms), which keep a memory of past interventions. Specifically, CB2Ms leverage a two-fold memory to generalize interventions to appropriate novel situations, enabling the model to identify errors and reapply previous interventions. This way, a CB2M learns to automatically improve model performance from a few initially obtained interventions. If no prior human interventions are available, a CB2M can detect potential mistakes of the CBM bottleneck and request targeted interventions. Our experimental evaluations on challenging scenarios like handling distribution shifts and confounded data demonstrate that CB2Ms are able to successfully generalize interventions to unseen data and can indeed identify wrongly inferred concepts. Hence, CB2Ms are a valuable tool for users to provide interactive feedback on CBMs, by guiding a user’s interaction and requiring fewer interventions.

1. Introduction

Deep learning models are often deemed black-box models that make it difficult for human users to understand

¹Artificial Intelligence and Machine Learning Group, TU Darmstadt, Germany ²Hessian Center for Artificial Intelligence (hessian.AI), Darmstadt, Germany ³Centre for Cognitive Science, TU Darmstadt, Germany ⁴German Center for Artificial Intelligence (DFKI). Correspondence to: David Steinmann <david.steinmann@tu-darmstadt.de>.

their decision processes (Adadi & Berrada, 2018; Cambria et al., 2023; Saeed & Omlin, 2023) and interact with them (Schramowski et al., 2020; Teso et al., 2023). To address these issues, one recent branch within explainable artificial intelligence focuses on the potential of concept bottleneck models (CBMs) (Koh et al., 2020; Stammer et al., 2021). These are designed to be partially interpretable and perform inference (such as bird image classification cf. Fig. 1 top) by transforming the initial raw input into a set of human-understandable concepts (e.g., wing shape or color) with a bottleneck network. Subsequently, a predictor network provides a final task prediction based on the activation of these concepts. These concept activations serve as an inherent explanation of the model’s decision (Teso et al., 2023). Arguably even more valuable, these activations can be used by humans to perform *interventional interactions*, e.g., for querying further explanations (Abid et al., 2022) or correcting concept predictions (Koh et al., 2020).

In fact, a recent surge of research has focused on the benefits of leveraging interactions in AI models in general (Ouyang et al., 2022; Miller, 2019), and also CBMs in particular (Teso et al., 2023). Multiple such approaches focus on leveraging interactions for mitigating errors of the predictor network (Bontempelli et al., 2021; Stammer et al., 2021). So far, little work has focused on mitigating errors in the initial bottleneck network. Moreover, although interventional interactions on a CBM’s concept activations are a natural tool for this purpose, they have received little attention since their introduction by Koh et al. (2020). One likely reason for this is that interventions according to (Koh et al., 2020) represent a singular-use tool for updating model performance by adding human-provided concept labels to an increasing number of randomly selected concepts. For sustainably improving a model’s performance, however, this approach is inefficient and potentially demands a large number of repetitive user interactions. Providing such repeated feedback has been identified to lead to a loss in focus of human users (Amershi et al., 2014) if not infeasible at all.

In this work, we therefore argue to harvest the rich information present in previously collected interventions in a multi-use approach. Specifically, let us suppose a user corrects a model’s inferred concepts through a targeted intervention. In that case, the intervention carries information on where the model did not perform well. As shown in

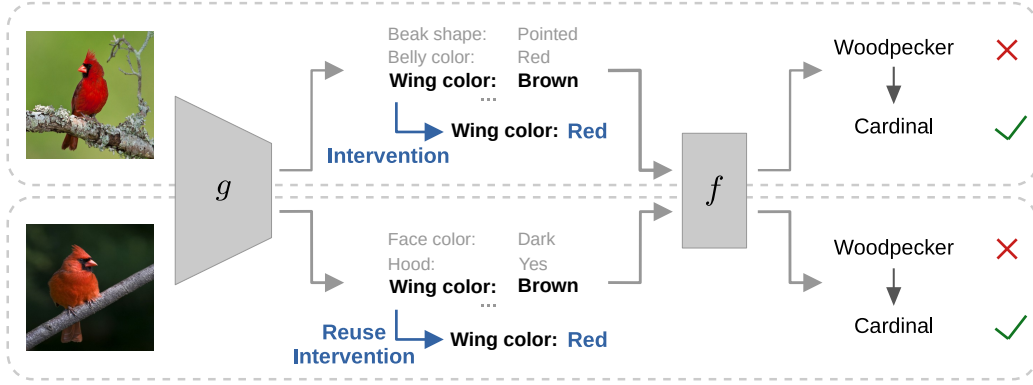


Figure 1. Reusing a CBM intervention can correct model mistakes for multiple examples. Top: CBMs generate a human interpretable concept representation via bottleneck (g) to solve the final task with a predictor (f). Human users can correct these concept predictions via targeted interventions (blue) influencing the final prediction. Bottom: Human interventions hold valuable information reusable in the right situations to automatically correct model errors without further human interactions.

Fig. 1 bottom, this information can be used to improve predictions in similar future situations. In this context, we introduce Concept Bottleneck Memory Models (CB2Ms) as a novel and flexible extension to CBMs. CB2Ms are based on adding a two-fold memory of interventions to the CBM architecture, which allows to keep track of previous model mistakes as well as previously applied interventions. This memory enables two important properties for improved interactive concept learning. Specifically, a CB2M can (1) reapply interventions when the base CBM repeats previous mistakes. It thereby automatically corrects these mistakes without the need for additional human feedback. Overall, human feedback may, however, not always be readily available, and obtaining it can be costly. CB2M thus mitigates this issue by (2) its ability to detect potential model mistakes prior to initial human feedback. Its memory module can be used to select data points for human inspection, and thus guide human feedback to where it is really needed. Thus ultimately, CB2Ms allow to overcome the issue of one-time interventions of standard CBMs and enables the model to learn more effectively from targeted human feedback.

We illustrate the full potential of CB2M in our experimental evaluations on several challenging tasks, such as handling distribution shifts and confounding factors across several datasets. In summary, we make the following contributions: (i) We identify the potential of extracting generalizable knowledge from human interventions as a means of correcting concept bottleneck models. (ii) We introduce CB2M, a flexible extension to CBM-like architectures for handling such interactive interventions. (iii) Our experimental evaluations show that CB2Ms can truly learn from interventions by generalizing them to unseen examples. (iv) We further show that CB2Ms are also able to detect model mistakes without the need for initial human knowledge and

thus allow to query a user for targeted interventions ¹.

We proceed as follows: Sec. 2, provides a brief background followed by the introduction of CB2M. The experiment evaluations are presented in Sec. 3. Afterwards, we relate CB2M to other work in Sec. 4 before concluding the paper together with potential future research directions in Sec. 5.

2. Concept Bottleneck Memory Models (CB2Ms)

Let us first introduce the background notations on CBMs and interventions before presenting CB2Ms to improve interactive concept learning via detecting of model mistakes and generalizing of interventions to novel, unseen examples.

2.1. Background

A CBM that solves the task of transforming inputs \mathcal{X} to outputs \mathcal{Y} consists of two parts. The bottleneck model $g : x \rightarrow c$ transforms an input $x \in \mathcal{X}$ into its concept representation c . Afterward, the predictor network $f : c \rightarrow y$ uses this representation to generate the final target output $y \in \mathcal{Y}$. The ground-truth values for c and y are written as c^* and y^* , respectively. We refer to overall model (task) accuracy as Acc_f and to concept accuracy as Acc_g . Human interactions with concept representations are called interventions. An intervention $i \in \mathcal{I}$ in the context of CBMs is a set of tuples $i = \{(c'_j, j) | j \in \mathcal{J}_i\}$, with updated concept values c'_j and concept indices j . \mathcal{J}_i is the set of all indices for intervention i . Applying an intervention to a sample x overwrites the predicted concept values with those of the intervention, which we denote as $x|_i$. This naturally builds on the assumption that correcting concepts via interventions will improve the output of the CBM which necessitates

¹code is available at: <https://github.com/ml-research/CB2M>

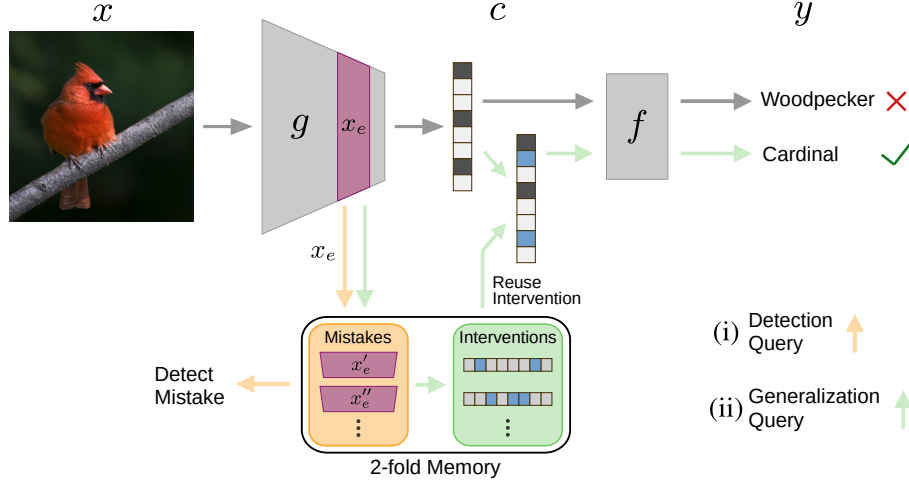


Figure 2. **Overview of CB2M to detect mistakes or generalize interventions.** A vanilla CBM (grey), consisting of bottleneck (g) and predictor (f), is extended with a two-fold memory (orange and green). The memory compares encodings of new samples to known mistakes to (i) detect model errors or (ii) automatically correct the model via reuse of interventions.

training an *independent* CBM in contrast to jointly trained CBMs (Koh et al., 2020; Shin et al., 2023).

As CBMs consist of two processing modules, the bottleneck and predictor networks, errors can occur in either, with different consequences on how to handle these (Bontempi et al., 2021). If the bottleneck makes an error, this error will most likely also negatively influence the predictor. On the other hand, it is also possible that the predictor makes a wrong final prediction despite having received a correct concept representation. In the latter case, the concept space is either insufficient to solve the task, or the predictor network is susceptible to, e.g., some spurious correlations. Where other works have investigated handling an insufficient concept space through additional (unsupervised) concepts (Sawada & Nakamura, 2022), or correcting a predictor with spurious correlations (Stammer et al., 2021) CB2M, focuses on mitigating errors that originate from the bottleneck model. This is achieved by utilizing interventions in the concept space. Let us now discuss this in more detail.

2.2. Concept Bottleneck Memory Models

Let us now introduce Concept Bottleneck Memory Models (CB2Ms) as a flexible extension to CBM architectures. The bottleneck and predictor networks of the CBM remain unchanged but are extended by a two-fold memory module \mathcal{M} which consists of a *mistake memory* \mathcal{M}^M coupled with an *intervention memory* \mathcal{M}^I . The *mistake memory* operates on encodings x_e , i.e., the input of the last layer of the bottleneck network. It measures the similarity between two data points x and x' , i.e., via the euclidean distance of their encodings, $d(x_e, x'_e) = \|x_e - x'_e\|$. The *intervention memory* directly keeps track of known interventions and associates

them to elements of the *mistake memory*, meaning that the memorized intervention i can be used to correct the memorized mistake of x_e . We denote an associated encoding and intervention as $\alpha(x_e, i)$.

Overall, the mistake memory can be used to detect model mistakes (orange in Fig. 2) or, together with the intervention memory, enable the automatic reuse of memorized interventions (green in Fig. 2), which we explain in detail in the following paragraphs. Importantly, the character of this memory is independent of the overall CB2M framework. It can be constructed in a differentiable manner, e.g., with neural nearest neighbors (Plötz & Roth, 2018) or, based on traditional nearest neighbor algorithms.

By extending the vanilla CBM with a memory, CB2M can be used for two distinct tasks (cf. Fig. 2): (i) detecting potential model mistakes and (ii) generalizing interventions to new examples. Besides the general advantage of knowing when an AI model has made an incorrect prediction, this knowledge is even more relevant for CBMs as human users can be queried for interventions in a targeted fashion. Thus, the ability to handle task (i) via CB2M is especially relevant when humans want to provide interventional feedback to a CBM. Furthermore, after humans have intervened on a CBM, they have, in fact, provided valuable knowledge for future situations. We claim that this information should not be discarded as in the original work of Koh et al. (2020), but be reused when similar mistakes occur again. This is where task (ii) of CB2M comes into play.

Detecting Wrongly Classified Instances. Intuitively, if a data point is similar to other examples where the model made mistakes, the model will more likely repeat these mistakes on the novel data point. Therefore, in CB2Ms the *mis-*

take memory M_m is utilized to keep track of previous mistakes (cf. Alg. 1 in the appendix). First, the memory is filled with encodings of datapoints, for which the model did not initially generate the correct output and for which the concept accuracy is smaller than a threshold $t_a \in [0, 1]$. This leads to: $\mathcal{M}^M = \{x_e : f(g(x)) \neq y^* \wedge \text{Acc}_g(x) < t_a\}$. For a new unseen instance \hat{x} , we then compare its encoding \hat{x}_e with the mistakes in the memory \mathcal{M}^M . If we find k mistakes with a distance to \hat{x}_e smaller than t_d , we consider a model to be making a known mistake. Formally, we predict a model mistake for a new unseen instance \hat{x} if:

$$\forall j \in \{1, \dots, k\} : \exists x_{e,j} \in \mathcal{M}^M : d(\hat{x}_e, x_{e,j}) \leq t_d \quad (1)$$

This mistake memory can initially be filled with known model mistakes. Yet, once the CB2M is in use, the memory of mistakes will continuously be updated via interactive feedback and new encodings will be added. This can constantly improve detection during deployment as corrective interventions can immediately be requested after detecting a potentially misclassified sample.

Generalization of Interventions. Next to detecting model errors with the *mistake memory*, we can use both the *mistake memory* and the *intervention memory* jointly to generalize interventions. As initially introduced in (Koh et al., 2020), interventions for correcting predicted concept activations only apply to a single sample. However, we claim that these interventions also contain valuable information for further samples and should thus be reused, thereby reducing the need for additional future human interactions. Intuitively, if an intervention is applicable for one example, it is likely also relevant for similar inputs, at least to a certain degree.

To achieve such intervention generalization from one sample to several, we utilize both parts of the CB2M memory. Specifically, whenever an intervention i is applied to a model, we keep the encoding of the original input point in the *mistake memory* \mathcal{M}^M and store the intervention in the *intervention memory* \mathcal{M}^I and keep track of corresponding entries with $\alpha(x_e, i)$. When the model gets a new sample \hat{x} , we next check for similar encodings in the *mistake memory* \mathcal{M}^M according to Eq. 1. Here, we use $k = 1$, considering only the most similar mistake and its intervention. If there is indeed an encoding of a mistake x_e within distance t_d of \hat{x}_e , we apply its associated intervention i (with $\alpha(x_e, i)$) to the new data point \hat{x} . If there is no similar mistake, we let the model perform its prediction as usual.

The threshold t_d is crucial for intervention generalization, as it directly controls the necessary similarity to reapply memorized interventions. Selecting a suitable value for t_d differs from the mistake prediction as we want to generalize as many interventions as possible under the constraint that the generalized interventions remain valid. To this end, we call an intervention i for a sample x *valid* if the class predic-

tion after intervening is not worse than before. We write this as $\text{valid}(x, i) : f(g(x)) = y^* \implies f(g(x|i)) = y^*$. With that, we maximize t_d , while keeping:

$$\begin{aligned} \forall x, x' \in \mathcal{X} : d(x_e, x'_e) \leq t_d \\ \implies \forall i \in \mathcal{I} : \text{valid}(x, i) \implies \text{valid}(x', i) \end{aligned} \quad (2)$$

We can also express this in terms of full datasets, where our dataset accuracy after applying interventions should be greater or equal to the accuracy without interventions: $\text{Acc}_f(\mathcal{X}|\mathcal{M}) \geq \text{Acc}_f(\mathcal{X})$. Here $\mathcal{X}|\mathcal{M}$ is the dataset \mathcal{X} with applied interventions from the memory \mathcal{M} :

$$\begin{aligned} \mathcal{X}|\mathcal{M} = \{x|i : x \in \mathcal{X} : \exists x'_e \in \mathcal{M}^M : \exists i \in \mathcal{M}^I : \\ d(x_e, x'_e) \leq t_d \wedge \alpha(x'_e, i)\} \\ \cup \{x : x \in \mathcal{X} : \neg \exists x'_e \in \mathcal{M}^M : d(x_e, x'_e) \leq t_d\} \end{aligned} \quad (3)$$

Thus, we want to find the largest t_d satisfying these constraints. To this end, we can set up \mathcal{M} based on the validation set by adding all model mistakes to \mathcal{M}^M and simulating corresponding interventions with ground-truth labels for \mathcal{M}^I . The selection of t_d is done on the training set. This results in the filled mistake memory $\mathcal{M}^M = \{x_e : x \in \mathcal{X}_{\text{val}} \wedge f(g(x)) \neq y^* \wedge \text{Acc}_g(x) < t_a\}$ and the filled intervention memory:

$$\begin{aligned} \mathcal{M}^I = \{i : i \in \mathcal{I} \wedge x_e \in \mathcal{M}^M \wedge \\ \alpha(x_e, i) \wedge \forall j \in \mathcal{J}_i : c_j^* = c_j^*\} \end{aligned} \quad (4)$$

3. Experimental Evaluations

To evaluate the potential of CB2Ms in intervention generalization and mistake detection, we perform various evaluations. These include testing the ability of CB2Ms to detect similar data points, but also evaluations in context of unbalanced and confounded data or data affected by distribution shifts. Let us first describe the experimental setup.

Data: The Caltech-UCSD Birds (CUB) dataset (Wah et al., 2011) consists of roughly 12 000 images of 200 bird classes. We use the data splits provided by Koh et al. (2020), resulting in training, validation, and test sets with 40, 10, and 50% of the total images. Additionally, we add 4 training and validation folds to perform 5-fold validation. Images in the dataset are annotated with 312 concepts (e.g., beak-color:black, beak-color:brown, etc.), which can be grouped into concept groups (one group for all beak-color:_ concepts). We follow the approach of previous work (Koh et al., 2020; Chauhan et al., 2022) and use only concepts that occur for at least 10 classes and then perform majority voting on the concept values for each class. This results in 112 concepts from 28 groups. We also include experiments on a new, confounded version of CUB, noted as CUB (conf.).

Table 1. CB2M generalizes interventions to unseen data points. Top: Performance of CBM, finetuned CBM (ft), and CB2M on the full dataset. Generalizing interventions with CB2M improves upon the base CBM in all cases. At the same time, CB2M is on par with the resource-intensive CBM (ft), except on Parity C-MNIST. **Bottom:** Comparison between base CBM and CB2M on the error samples identified by CB2M. CB2M selects samples for intervention generalization where the base model performance is lacking and successfully improves there. (Best values bold; average and standard deviation over augmented test set versions CUB (Aug.) or 5 runs (other)).

Dataset	Set.	Concept Acc. (\uparrow)			Class Acc. (\uparrow)		
		CBM	CBM (ft)	CB2M	CBM	CBM (ft)	CB2M
CUB (Aug.)	Full	94.7 \pm 0.6	96.2 \pm 0.3	98.7 \pm 3.5	64.8 \pm 2.7	74.7 \pm 1.8	69.1 \pm 5.5
P MNIST (ub)	Full	97.5 \pm 0.2	97.9 \pm 0.1	98.0 \pm 0.3	91.2 \pm 0.1	91.8 \pm 0.4	94.0 \pm 1.2
P C-MNIST	Full	87.1 \pm 0.0	95.0 \pm 0.1	88.4 \pm 0.4	68.6 \pm 0.3	88.1 \pm 0.8	74.9 \pm 2.1
CUB (Aug.)	Id	86.4 \pm 2.7	-	99.0 \pm 0.7	5.0 \pm 1.7	-	88.7 \pm 5.4
P MNIST (ub)	Id	85.3 \pm 2.6	-	98.7 \pm 0.4	22.5 \pm 5.7	-	93.7 \pm 1.9
P C-MNIST	Id	82.2 \pm 0.6	-	95.5 \pm 1.2	20.1 \pm 7.1	-	85.9 \pm 4.7

In this version, each image in the training and validation set has a small colored patch in a corner. The color is the same for all images of a class and not present at test time.

We further provide evidence based on the MNIST (LeCun & Cortes, 1998), confounded ColorMNIST (C-MNIST) (Rieger et al., 2020) and SVHN (Netzer et al., 2011) datasets. For all three, we train the model for the parity MNIST task as in (Mahinpei et al., 2021). Hereby, the digit in the image is considered the concept, and the class label describes whether the digit is even or odd. Furthermore, rather than evaluating on the original MNIST dataset, we focus on an unbalanced version of this task. In this setting, we remove 95% of the training data of one class (for the results in the main paper, the digit “9”, for other digits *cf.* App. A.4). We refer to App. A.3 for results on the original MNIST dataset, indicating that current base models yield very high performances and make additional interventions unnecessary. We use the standard train and test splits for these datasets and create validation sets with 20% of the training data. As for CUB, we generate 5 training and validation folds in total. When considering human interventions, we follow the common assumption that humans provide correct concept values as long as the requested concepts are present in the input (*e.g.*, visible in an image).

Models: For CUB, we use the model setup as (Koh et al., 2020) and that of (Mahinpei et al., 2021) for the MNIST variants and SVHN. All CBMs are trained with the independent scheme. Further training details can be found in App. A.1. We use CB2M (*cf.* Sec. 2.2) to enable the generalization of interventions and detection of model mistakes. CB2M parameters are tuned for generalization and detection separately on the training and validation set (*cf.* App. A.8). For all detection experiments, the memory of CB2M is filled with wrongly classified instances of the validation set according to the parameters. For generalization experiments, we simulate human interventions on the validation set and

use CB2M to generalize them to the test set.

Metrics: We use both concept and class accuracy of the underlying CBM (with and without CB2M) to observe improvements in the final task and to investigate the intermediate concept representation. We evaluate the detection of model mistakes using the area under the receiver operating characteristic (AUROC) and the area under the precision-recall curve (AUPR), in line with related work (Ramalho & Miranda, 2019). To observe how interventions improve model performance, we propose normalized relative improvement (NRI), which measures improvement independent of baseline values. NRI measures the percentage of the maximum possible improvement in class accuracy achieved as $NRI = \Delta / \Delta_{\max} = (Acc_f - Acc_{f,base}) / (Acc_{f,\max} - Acc_{f,base})$. Acc_f ($Acc_{f,base}$) refers to the model accuracy after (before) applying interventions and $Acc_{f,\max}$ is the maximum possible accuracy to achieve through interventions, estimated, *e.g.*, by the accuracy of the predictor given ground-truth concept information on the validation set.

3.1. Results

Beyond One-Time Interventions. First, we analyze how well CB2M generalizes interventions to unseen data points. If a standard CBM receives a new input similar to a previous datapoint with a corresponding intervention, that intervention is not further used. CB2M, on the other hand, allows the reuse of information provided in previous interventions. As CB2M has access to more information than the base CBM, we also compare it against a CBM, which is finetuned on the data used to generate interventions for CB2M for different numbers of finetuning steps (until convergence). Specifically, CBM (ft) was finetuned for 10 epochs on CUB and 5 epochs on the Parity MNIST variants. To evaluate the generalization of CB2M to datapoints similar to the intervened samples, we provide results on a modified version of the CUB dataset: CUB (Aug.). We augment the dataset

Table 2. **CB2M detects wrongly classified instances.** AUROC and AUPR values on the test set. For the confounded Parity C-MNIST, CB2M can even achieve substantially better detection than the baselines. (Best values bold, average and standard deviations over 5 runs.)

Dataset	Confounded	Metric	Random	Softmax	CB2M
CUB	No	AUROC (\uparrow)	51.1 ± 0.7	83.7 ± 1.1	84.8 ± 0.7
		AUPR (\uparrow)	77.3 ± 0.4	94.0 ± 0.6	94.6 ± 0.3
CUB (conf)	Yes	AUROC (\uparrow)	49.4 ± 0.8	77.4 ± 1.1	85.1 ± 0.5
		AUPR (\uparrow)	76.7 ± 0.4	91.5 ± 0.7	94.6 ± 0.3
Parity MNIST (unbalanced)	No	AUROC (\uparrow)	50.5 ± 0.1	90.7 ± 1.7	88.7 ± 0.4
		AUPR (\uparrow)	91.2 ± 0.1	98.8 ± 0.3	98.5 ± 0.1
Parity C-MNIST	Yes	AUROC (\uparrow)	50.3 ± 0.7	65.7 ± 0.3	83.4 ± 0.8
		AUPR (\uparrow)	69.0 ± 0.6	79.8 ± 0.3	91.5 ± 0.4

with color jitter, blurring, blackout, as well as salt&pepper, and speckles noise, to obtain images that correspond to similarly challenging natural image recording conditions, *e.g.*, a change in lighting. We then fill CB2M with simulated human interventions on the unmodified test set and generalize them to the novel augmented test set version. The results of these evaluations in Tab. 1 show that indeed CB2M substantially improves upon the base CBM on instances identified (Id) for intervention generalization, and consequently also on the full data set (Full)². (*cf.* App. A.5 for further information on false positive/negative rates and discussions about the variance of the results).

Next, we evaluate CB2M under more challenging settings, training with highly unbalanced or confounded data. As seen in Tab. 1 the base CBM struggles to learn the under-represented digit in the unbalanced Parity MNIST dataset. On the confounded Parity C-MNIST dataset³ the CBM is strongly influenced by the confounding factor which negatively impacts the bottleneck performance during test time. By generalizing from few human interventions, CB2Ms can substantially improve performance compared to the vanilla CBM on both datasets. Specifically, the reapplied interventions boosting the concept accuracy from around 80% (which is at the performance of random guessing as nine of ten concepts are always zero) to close to 100%, showing that the interventions successfully correct the bottleneck errors. The improvement in class accuracy on the identified instances is even more substantial, as the base CBM completely fails to solve the task there. Overall, these results show that CB2Ms are very successful in generalizing interventions. This holds not only for naturally similar inputs but also for scenarios like unbalanced and confounded data.

We note that, while CB2M shows superior performances

²This distinction is not relevant for CBM (ft) as it does not explicitly identify model mistakes.

³For this dataset, we assume that we have access to some human interventions on unconfounded data.

than CBM, extended finetuning (CBM (ft)) also provides improvements, particularly for Parity C-MNIST. However, next to the raw performance, there are other aspects to consider when comparing CB2M to finetuning the base CBM. Specifically, (loss-based) finetuning of a model can be costly, even more so if the model is very large. This can render repeated finetuning on interventional data during deployment infeasible. In contrast, the memory of CB2M can be directly and easily adapted without additional optimization costs. Moreover, CB2M can provide potential benefits in an online setting over vanilla fine-tuning when the model should be continuously updated with new interventional data., *e.g.*, via explicitly memorizing previous mistakes. In general, finetuning removes all other benefits of having an accessible memory in the context of interpretability and interactability. *E.g.*, removing already applied interventions from the finetuned model, if it turns out the interventions were incorrect or inspecting the representation of the finetuned model where in CB2M a user can simply inspect the model’s memory. Overall, our results and considerations suggest that (loss-based) parameter finetuning and CB2M can be viewed as complementary approaches for model revisions via interventions.

Asking for Interventions. Next, we go from the generalization of provided interventions to the second use case of CB2Ms, namely for detecting model mistakes prior to human feedback. For this, we compare CB2M to two baselines. The *random* baseline for mistake detection simply marks random samples as mistakes. In contrast, *softmax* based detection of mistakes uses the softmax probability of the strongest activated class as a proxy to predict whether the model made a mistake (Hendrycks & Gimpel, 2017), and therefore uses the validation data to calibrate its decision threshold. Where the *softmax* baseline uses information from the end of the model, *i.e.*, after the predictor network, CB2Ms estimate model errors only based on the bottleneck network. While detecting mistakes of the whole model covers all potential model errors (*i.e.*, bottleneck and predictor),

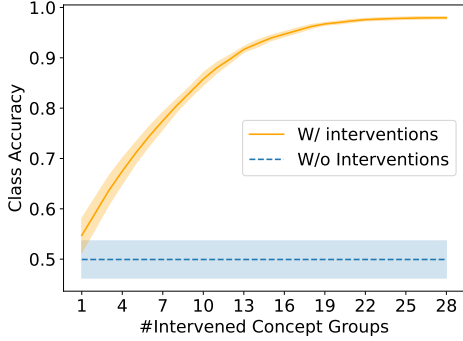


Figure 3. **Less is enough: Intervening on a subset of all concepts already yields large improvements.** CB2Ms can be combined with methods which select subsets of concepts for interventions (here ECTP) (Shin et al., 2023). (Mean and std over 5 runs)

Table 3. **Interventions based on CB2M detection successfully improve model performance.** NRI of interventions on identified instances and full test set. As expected, interventions improve performance on identified instances for all methods. More importantly, using CB2M leads to considerably larger improvements on the full dataset. (Best values bold, mean and std over 5 runs.)

Setting	Random	Softmax	CB2M
CUB			
Identified	95.4 \pm 0.6	96.3 \pm 0.6	95.9 \pm 0.5
Full Set	34.3 \pm 5.7	70.1 \pm 3.1	75.5 \pm 4.5
Parity MNIST (unbalanced)			
Identified	100.0 \pm 0.0	100.0 \pm 0.0	100.0 \pm 0.0
Full Set	13.2 \pm 4.2	62.1 \pm 4.9	69.6 \pm 4.1
Parity C-MNIST			
Identified	100.0 \pm 0.0	100.0 \pm 0.0	100.0 \pm 0.0
Full Set	60.0 \pm 9.8	87.3 \pm 0.8	89.7 \pm 6.1

we hypothesize that detecting mistakes of the bottleneck network directly via CB2M is more suitable for interventions, as they are tied to the bottleneck network. We compare CB2M to the baselines on CUB and the Parity MNIST (unbalanced) datasets. Additionally, we evaluate the detection on Parity C-MNIST and CUB (conf), where the methods have access to a small number of unconfounded data points. Our results in Tab. 2 indicate that the mistake detection of CB2Ms performs on par with *softmax* on CUB and Parity MNIST (unbalanced). But particularly mistake detection via CB2Ms is superior to *softmax* on the two confounded datasets, as it is able to make better use of the small number of unconfounded samples.

Improving detected mistakes. Next, we show that once model mistakes have been detected, human interventions provide a straightforward way to improve a model via the detected mistakes. Specifically, for this, we evaluate the

effect of interventions on model performance when these are applied to the previously detected mistakes of CB2Ms. In Tab. 3, we report the normalized relative improvement (NRI) on the test set to evaluate the improvement due to interventions that were applied to previously detected mistakes. We observe that both for CUB and Parity MNIST (unbalanced), interventions can improve model performance on detected mistakes, resulting in (close to) 100% test accuracy. This results in similar NRIs for all methods on the identified instances. More important, however, is the effect observed on the full dataset. Here, we can see that interventions after random selection only have a small effect. Interventions applied after the softmax baseline and CB2M yield substantially larger improvements, though, overall the results hint that CB2Ms can detect mistakes more suitable for interventions.

Interventions on subsets of concepts. Often, intervening on a few concepts is already sufficient because they carry most of the relevant information. As human interactions are expensive, we want to only ask for interventions on the relevant concepts. As shown in (Shin et al., 2023) and (Chauhan et al., 2022), selecting specific concepts for interventions can greatly reduce the required human interactions. To show that this holds also in the context of CBMs, in Fig. 3, we exemplarily combine CB2M with the concept subset selection method ECTP (Shin et al., 2023). This figure shows the increase in performance when applying interventions after CB2M detection for a progressive number of concepts. One can observe that interventions on a few concept groups (10) already yield a large portion of the maximum improvement (60%). Applying interventions beyond 19 concept groups barely shows further improvements. This highlights that we do not necessarily need interventions on all concepts to achieve benefits of CB2Ms, but they can be combined with existing methods that perform concept selection for individual samples.

Effect of the memory size. In Fig. 4 we provide an additional ablation study investigating the effect of the memory size on the results of Fig. 1. Therefore, we used different fractions (25%, 50% and 75%) of the available intervention data from the validation sets on CUB (Aug.), Parity MNIST (unbalanced) and Parity C-MNIST and evaluated the generalization of interventions as in Tab. 1. We observe on CUB that concerning both the concept and class accuracy CB2M scales roughly linear with the memory size. This is to be expected, as interventions mostly get generalized to augmented versions of a mistake. However, particularly for Parity MNIST and C-MNIST, we observe improvements to the baseline CBM even for 25% of the validation set as memory. Ultimately, this suggests that in situations where CB2M generalizes interventions to prevent systematic errors of the base CBM, the memory does not require large amounts of human interventions. Furthermore, we note that the perfor-

Table 4. **CB2M generalization under distribution shift.** The CBM is trained on Parity MNIST and evaluated on SVHN. Despite the low base model performance, CB2M can still generalize human interventions on SVHN. (Best values bold, mean and std over 5 runs.)

Setting	Concept Acc. (\uparrow)		Class Acc. (\uparrow)	
	CBM	CB2M	CBM	CB2M
Identified	63.1 \pm 1.2	87.3 \pm 0.1	39.9 \pm 0.3	60.8 \pm 0.4
Full set	68.0 \pm 0.9	75.3 \pm 0.4	51.0 \pm 0.1	57.3 \pm 0.2

mance of CB2M on the *identified* instances is substantially better than the performance of the base CBM independent of the memory size (*cf.* Fig. 5 in the appendix). Overall, our results suggest that the effectiveness of CB2M is not tightly coupled to the size of the memory which represents a beneficial finding for real-world deployment.

Generalization under Distribution Shift. Lastly, we evaluate the benefits of CB2M when the base CBM is affected by a distribution shift. To that end, we first train a CBM on Parity MNIST and then evaluate it on Parity SVHN. As seen in Tab. 4, the base model does not perform well under the shift, with a class accuracy of barely over 50% (which is equal to random guessing). Nevertheless, we observe that if we add human-generated interventions to CB2M, we can greatly improve the model performance despite the distribution shift, indicating the great potential of CB2Ms also in other learning settings such as online learning.

Limitations. With CB2Ms, we leverage human feedback to improve upon CBMs. To this end, it is assumed that the feedback provided by humans is correct. This is a common assumption in work on CBMs (Koh et al., 2020; Chauhan et al., 2022) and (inter)active learning in general (Settles, 2009; Berg et al., 2019). However, despite a human’s ability (*e.g.*, sufficient expertise) to provide correct feedback, a user with malicious intentions could actively provide wrong feedback. This has to be considered when incorporating human feedback, *i.e.*, also in the context of CB2M. Recent work has begun tackling this issue *e.g.*, in the context of explanatory interactive learning (Friedrich et al., 2023), toxic language (Ju et al., 2022) and specifically concept-based AI systems (Collins et al., 2023). Moreover, inefficient search and memory storage can affect the usability of CB2Ms in large-scale practical settings. Lastly, a more fundamental issue of CBMs is that a high sample variance in terms of concept encodings can potentially lead to a higher amount of required interventions.

4. Related Work

Concept Bottleneck Models. Concept bottleneck models as a general network architecture were popularized recently by Koh et al. (2020). The two-staged model first computes

intermediate concept representations before generating the final task output. Since their introduction, various extensions and variations of the standard CBM architecture have been introduced. To depend less on supervised concept information, CBM-AUC (Sawada & Nakamura, 2022) combine explicit concept supervision with unsupervised concept learning. Similarly, PostHoc CBMs (Yüksekgönül et al., 2022) and label-free CBMs (Oikarinen et al., 2023) encompass concepts from concept libraries (*e.g.*, with CAV (Kim et al., 2018)) to require less concept supervision and Stammer et al. (2022) learn concepts directly with weak supervision based on discretizing prototype representations. Other extensions to CBMs aim to mitigate concept leakage (Margeloiu et al., 2021), ensuring the inherent interpretability of CBMs. Examples are GlanceNets (Marconato et al., 2022) and CEM (Zarlenga et al., 2022). In another line of work, Lockhart et al. (2022) enable CBMs to drop the concept predictions if not enough knowledge is available. This large variety of CBM-like architectures makes the flexibility of our presented CB2M desirable. The only requirements to combine CB2M with other CBM architectures are access to the model encodings and the ability to apply interventions.

As a two-stage model, CBMs have many advantages compared to standard deep models, but their structure can make error analysis more difficult (Marconato et al., 2023). Due to the separate processing of inputs via the bottleneck and predictor networks, error sources also have to be tackled individually (Bontempelli et al., 2021). Where several previous works have tackled mitigating errors in the predictor network (Sawada & Nakamura, 2022; Stammer et al., 2021; Teso et al., 2023), interventions are a tool to tackle bottleneck errors. However, the initial introduction of interventions applies them to random concepts for all samples (Koh et al., 2020), which is no efficient use of human interactions. Since then, Shin et al. (2023) proposed several heuristics to order concepts for intervention and SIUL (Sheth et al., 2022) uses Monte Carlo Dropout to estimate concept uncertainty for the same purpose. Interactive CBMs (Chauhan et al., 2022) extend the idea by providing a policy to optimize concept selection under consideration of intervention costs. Still, all these works only consider the ordering of concepts for interventions. With CB2M, we provide a mechanism to handle bottleneck errors via interventions specifically when they occur. And even more importantly, CB2M allows interventions to have more than a one-time effect.

Uncertainty Estimation for Error Detection. One use case of CB2Ms is to detect potential model mistakes (which can then be improved via interventions). Detecting data points where models perform poorly is often touched upon in research on uncertainty estimation. While the construction of uncertainty-aware networks provides benefits in terms of mistake detection (Gawlikowski et al., 2021), our

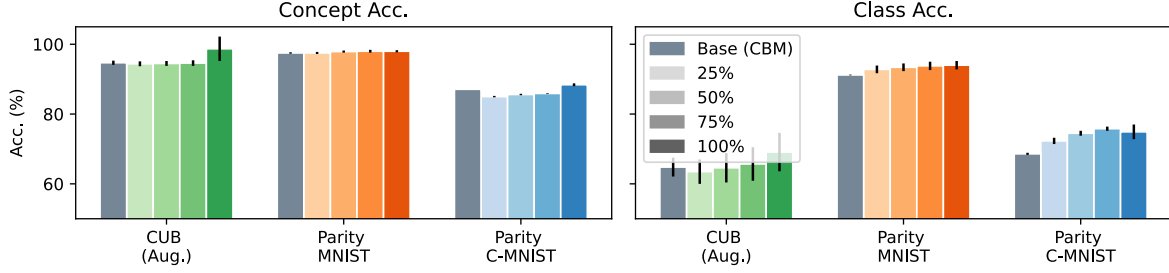


Figure 4. **CB2M also proves effective with fewer interventions in the memory.** This ablation evaluates the effect of the validation size on the concept and class accuracy on the full set. The CB2M was provided with 25%, 50%, 75% or 100% of the validation set mistakes as interventions. We present the baseline CBM results (gray) for comparisons.

work is more related to methods without particular assumptions on the model architecture. This ensures that CB2M can be combined with different CBM architectures. A popular approach to detect model mistakes is using softmax probabilities of the most likely class (Hendrycks & Gimpel, 2017). However, these methods are not specifically tailored to CBMs. They are able to detect model mistakes in general, while CB2M can specifically detect mistakes related to the bottleneck, which can be corrected via interventions. In contrast, NUC (Ramalho & Miranda, 2019) learn a neural network on top of a KNN of latent model representations to predict uncertainty. We do not learn a neural network on top of similarity information, thus keeping our technique simpler and more flexible *e.g.*, when novel details about model mistakes arrive at model deployment, which happens every time a human provides an intervention.

5. Conclusion

In this work, we have introduced CB2M, a flexible extension to CBM models. We have shown that the two-fold memory of CB2Ms can be used to generalize interventions to previously unseen datapoints, thereby overcoming the issue of current one-time intervention approaches without the necessity of further human interactions. Furthermore, we have demonstrated that CB2Ms can be utilized to detect model mistakes prior to any human interactions, allowing humans to efficiently provide interventional feedback in a targeted manner, based on model-identified mistakes. Overall, our experimental evidence on several tasks and datasets shows that CB2Ms can be used to greatly improve intervention effectiveness for efficient interactive concept learning.

A promising avenue for future enhancements of CB2M is instantiating the memory in a differentiable way allowing to learn parameters directly instead of relying on heuristics. Aggregating interventions from multiple similar mistakes, *i.e.*, using $k > 1$ for generalization could increase the robustness of reapplied interventions, while aggregating them in the memory via prototypes could keep the memory small and better understandable. It is further important to investi-

gate the potential use-case of CB2Ms in the context of continual learning (*e.g.*, concerning robustness to catastrophic forgetting) and the potential of combining CB2M with important previous works *e.g.*, (Aljundi et al., 2019). Finally, an interesting direction is the combination of CB2M with other concept-based models, for example CEM (Zarlenga et al., 2022), post-hoc CBMs (Yüksekgönül et al., 2022), tabular CBMs (Zarlenga et al., 2023), but also extending our evaluations to probabilistic settings (Kim et al., 2023).

Acknowledgments

This work benefited from the Hessian Ministry of Science and the Arts (HMWK) projects "The Third Wave of Artificial Intelligence - 3AI", "The Adaptive Mind" and Hessian.AI, the Hessian research priority program LOEWE within the project WhiteBox, the "ML2MT" project from the Volkswagen Stiftung as well as from the ICT-48 Network of AI Research Excellence Center "TAILOR" (EU Horizon 2020, GA No 952215) and the EU-funded "TANGO" project (EU Horizon 2023, GA No 57100431).

Impact Statement

Our work shows the potential of improving the effectiveness of human interactions on CBMs via CB2Ms. Our framework thereby represents an important step in making CBMs more applicable in real-world scenarios. However, memorizing previous interventions can also have negative effects. *E.g.*, if a malicious user is able to intentionally add wrong interventions to the memory, they can negatively affect the model outcome in the future. The fact that the memory of CB2Ms is explicitly inspectable can, however, prove to be helpful in limiting such malicious interventions.

References

- Abid, A., Yüsekşönül, M., and Zou, J. Meaningfully debugging model mistakes using conceptual counterfactual explanations. In *International Conference on Machine Learning, (ICML)*, pp. 66–88, 2022.
- Adadi, A. and Berrada, M. Peeking inside the black-box: A survey on explainable artificial intelligence (XAI). *IEEE Access*, 6:52138–52160, 2018.
- Aljundi, R., Lin, M., Goujaud, B., and Bengio, Y. Gradient based sample selection for online continual learning. In Wallach, H. M., Larochelle, H., Beygelzimer, A., d’Alché-Buc, F., Fox, E. B., and Garnett, R. (eds.), *Conference on Neural Information Processing Systems, (NeurIPS)*, pp. 11816–11825, 2019.
- Amershi, S., Cakmak, M., Knox, W. B., and Kulesza, T. Power to the people: The role of humans in interactive machine learning. *Ai Magazine*, 35(4):105–120, 2014.
- Berg, S., Kutra, D., Kroeger, T., Straehle, C. N., Kausler, B. X., Haubold, C., Schiegg, M., Ales, J., Beier, T., Rudy, M., et al. Ilastik: interactive machine learning for (bio) image analysis. *Nature methods*, 16(12):1226–1232, 2019.
- Bontempelli, A., Giunchiglia, F., Passerini, A., and Teso, S. Toward a unified framework for debugging concept-based models. *The AAAI-22 Workshop on Interactive Machine Learning*, 2021.
- Borgeaud, S., Mensch, A., Hoffmann, J., Cai, T., Rutherford, E., Millican, K., van den Driessche, G., Lespiau, J., Damoc, B., Clark, A., de Las Casas, D., Guy, A., Menick, J., Ring, R., Hennigan, T., Huang, S., Maggiore, L., Jones, C., Cassirer, A., Brock, A., Paganini, M., Irving, G., Vinyals, O., Osindero, S., Simonyan, K., Rae, J. W., Elsen, E., and Sifre, L. Improving language models by retrieving from trillions of tokens. In Chaudhuri, K., Jegelka, S., Song, L., Szepesvári, C., Niu, G., and Sabato, S. (eds.), *International Conference on Machine Learning, ICML*, pp. 2206–2240, 2022.
- Cambria, E., Malandri, L., Mercorio, F., Mezzananza, M., and Nobani, N. A survey on XAI and natural language explanations. *Information Processing & Management*, 60(1):103111, 2023.
- Chauhan, K., Tiwari, R., Freyberg, J., Shenoy, P., and Dvijotham, K. Interactive concept bottleneck models. *CoRR*, abs/2212.07430, 2022.
- Collins, K. M., Barker, M., Zarlenga, M. E., Raman, N., Bhatt, U., Jamnik, M., Sucholutsky, I., Weller, A., and Dvijotham, K. Human uncertainty in concept-based AI systems. In *Proceedings of the 2023 AAAI/ACM Conference on AI, Ethics, and Society, AIES*, pp. 869–889, 2023.
- Friedrich, F., Stammer, W., Schramowski, P., and Kersting, K. A typology for exploring the mitigation of shortcut behaviour. *Nature Machine Intelligence*, 5:319–330, 2023. ISSN 2522-5839. doi: 10.1038/s42256-023-00612-w.
- Gawlikowski, J., Tassi, C. R. N., Ali, M., Lee, J., Humt, M., Feng, J., Kruspe, A. M., Triebel, R., Jung, P., Roscher, R., Shahzad, M., Yang, W., Bamler, R., and Zhu, X. X. A survey of uncertainty in deep neural networks. *CoRR*, abs/2107.03342, 2021.
- Hendrycks, D. and Gimpel, K. A baseline for detecting misclassified and out-of-distribution examples in neural networks. In *International Conference on Learning Representations, (ICLR)*, 2017.
- Johnson, J., Douze, M., and Jégou, H. Billion-scale similarity search with gpus. *IEEE Trans. Big Data*, 7(3): 535–547, 2021.
- Ju, D., Xu, J., Boureau, Y.-L., and Weston, J. Learning from data in the mixed adversarial non-adversarial case: Finding the helpers and ignoring the trolls. *CoRR*, abs/2208.03295, 2022.
- Kim, B., Wattenberg, M., Gilmer, J., Cai, C. J., Wexler, J., Viégas, F. B., and Sayres, R. Interpretability beyond feature attribution: Quantitative testing with concept activation vectors (TCAV). In *International Conference on Machine Learning, (ICML)*, pp. 2673–2682, 2018.
- Kim, E., Jung, D., Park, S., Kim, S., and Yoon, S. Probabilistic concept bottleneck models. In *International Conference on Machine Learning (ICML)*, volume 202 of *Proceedings of Machine Learning Research*, pp. 16521–16540. PMLR, 2023.
- Koh, P. W., Nguyen, T., Tang, Y. S., Mussmann, S., Pierson, E., Kim, B., and Liang, P. Concept bottleneck models. In *International Conference on Machine Learning, (ICML)*, pp. 5338–5348, 2020.
- LeCun, Y. and Cortes, C. The mnist database of handwritten digits. 1998.
- Lewis, P. S. H., Perez, E., Piktus, A., Petroni, F., Karpukhin, V., Goyal, N., Küttler, H., Lewis, M., Yih, W., Rocktäschel, T., Riedel, S., and Kiela, D. Retrieval-augmented generation for knowledge-intensive NLP tasks. In *Advances in Neural Information Processing Systems (NeurIPS)*, 2020.
- Lockhart, J., Magazzeni, D., and Veloso, M. Learn to explain yourself, when you can: Equipping concept bottleneck models with the ability to abstain on their concept predictions. *CoRR*, abs/2211.11690, 2022.

- Mahinpei, A., Clark, J., Lage, I., Doshi-Velez, F., and Pan, W. Promises and pitfalls of black-box concept learning models. *CoRR*, abs/2106.13314, 2021.
- Marconato, E., Passerini, A., and Teso, S. Glancenets: Interpretable, leak-proof concept-based models. *CoRR*, abs/2205.15612, 2022.
- Marconato, E., Teso, S., and Passerini, A. Neuro-symbolic reasoning shortcuts: Mitigation strategies and their limitations. In *Workshop on Neural-Symbolic Learning and Reasoning*, pp. 162–166, 2023.
- Margeloiu, A., Ashman, M., Bhatt, U., Chen, Y., Jamnik, M., and Weller, A. Do concept bottleneck models learn as intended? *CoRR*, abs/2105.04289, 2021.
- Miller, T. Explanation in artificial intelligence: Insights from the social sciences. *Artificial Intelligence*, 267:1–38, 2019.
- Netzer, Y., Wang, T., Coates, A., Bissacco, A., Wu, B., and Ng, A. Y. Reading digits in natural images with unsupervised feature learning. In *Workshop on Deep Learning and Unsupervised Feature Learning, (NeurIPS)*, 2011.
- Oikarinen, T. P., Das, S., Nguyen, L. M., and Weng, T. Label-free concept bottleneck models. *CoRR*, abs/2304.06129, 2023.
- Ouyang, L., Wu, J., Jiang, X., Almeida, D., Wainwright, C. L., Mishkin, P., Zhang, C., Agarwal, S., Slama, K., Ray, A., Schulman, J., Hilton, J., Kelton, F., Miller, L., Simens, M., Askell, A., Welinder, P., Christiano, P. F., Leike, J., and Lowe, R. Training language models to follow instructions with human feedback. In *Conference on Neural Information Processing Systems, (NeurIPS)*, 2022.
- Plötz, T. and Roth, S. Neural nearest neighbors networks. In *Conference on Neural Information Processing Systems, (NeurIPS)*, pp. 1095–1106, 2018.
- Ramalho, T. and Miranda, M. Density estimation in representation space to predict model uncertainty. *CoRR*, abs/1908.07235, 2019.
- Rieger, L., Singh, C., Murdoch, W. J., and Yu, B. Interpretations are useful: Penalizing explanations to align neural networks with prior knowledge. In *International Conference on Machine Learning, (ICML)*, pp. 8116–8126, 2020.
- Saeed, W. and Omlin, C. W. Explainable AI (XAI): A systematic meta-survey of current challenges and future opportunities. *Knowledge-Based Systems*, 263:110273, 2023.
- Sawada, Y. and Nakamura, K. Concept bottleneck model with additional unsupervised concepts. *IEEE Access*, 10: 41758–41765, 2022.
- Schramowski, P., Stammer, W., Teso, S., Brugger, A., Herbert, F., Shao, X., Luigs, H., Mahlein, A., and Kersting, K. Making deep neural networks right for the right scientific reasons by interacting with their explanations. *Nature Machine Intelligence*, 2(8):476–486, 2020.
- Settles, B. Active learning literature survey. 2009.
- Sheth, I., Rahman, A. A., Severyi, L. R., Havaei, M., and Kahou, S. E. Learning from uncertain concepts via test time interventions. In *Workshop on Trustworthy and Socially Responsible Machine Learning, (NeurIPS)*, 2022.
- Shin, S., Jo, Y., Ahn, S., and Lee, N. A closer look at the intervention procedure of concept bottleneck models. *CoRR*, abs/2302.14260, 2023.
- Stammer, W., Schramowski, P., and Kersting, K. Right for the right concept: Revising neuro-symbolic concepts by interacting with their explanations. In *Conference on Computer Vision and Pattern Recognition, (CVPR)*, pp. 3619–3629, 2021.
- Stammer, W., Memmel, M., Schramowski, P., and Kersting, K. Interactive disentanglement: Learning concepts by interacting with their prototype representations. In *Conference on Computer Vision and Pattern Recognition, (CVPR)*, pp. 10307–10318, 2022.
- Szegedy, C., Vanhoucke, V., Ioffe, S., Shlens, J., and Wojna, Z. Rethinking the inception architecture for computer vision. In *Conference on Computer Vision and Pattern Recognition, (CVPR)*, pp. 2818–2826, 2016.
- Teso, S., Alkan, Ö., Stammer, W., and Daly, E. Leveraging explanations in interactive machine learning: An overview. *Frontiers in Artificial Intelligence*, 6, 2023.
- Wah, C., Branson, S., Welinder, P., Perona, P., and Belongie, S. Caltech-ucsd birds. Technical report, California Institute of Technology, 2011.
- Yüksekdoğan, M., Wang, M., and Zou, J. Post-hoc concept bottleneck models. *CoRR*, abs/2205.15480, 2022.
- Zarlenga, M. E., Barbiero, P., Ciravegna, G., Marra, G., Giannini, F., Diligenti, M., Shams, Z., Precioso, F., Melacci, S., Weller, A., Lió, P., and Jamnik, M. Concept embedding models: Beyond the accuracy-explainability trade-off. In *Conference on Neural Information Processing Systems, (NeurIPS)*, 2022.
- Zarlenga, M. E., Shams, Z., Nelson, M. E., Kim, B., and Jamnik, M. TabCBM: Concept-based interpretable neural networks for tabular data. *Transactions on Machine Learning Research*, 2023.

A. Appendix

A.1. Additional Experimental Details

Model Training: For CUB, we use the same model setup as (Koh et al., 2020), instantiating the bottleneck model with the Inception-v3 architecture (Szegedy et al., 2016) and the predictor network with a simple multi-layer perceptron (MLP). On the Parity MNIST, SVHN, and C-MNIST datasets, we used an MLP both for the bottleneck and predictor networks. The bottleneck is a two-layer MLP with a hidden dimension of 120 and ReLU activation functions, while the predictor is a single-layer MLP. The bottlenecks are trained using the specific dataset’s respective training and validation sets. Notably, for the Parity MNIST (unbalanced), the training unbalance is not present in the validation data. For the generalization and mistake detection experiments on C-MNIST, the human-provided interventions are from the unconfounded data, which is 10% of the original C-MNIST test dataset, which was neither used for training nor evaluation. Evaluation is done on the remainder of the test set. For the distribution shift experiment of SVHN, we used a validation set of 20% of the training set as a base for the interventions.

Assumptions About Human Feedback. With CB2Ms, we leverage human feedback to improve upon CBMs. To this end, it is assumed that the feedback provided by humans is correct. This is a common assumption in work on CBMs (Koh et al., 2020; Chauhan et al., 2022) and (inter)active learning in general (Settles, 2009; Berg et al., 2019). For humans, it is often easier to provide concept information than to provide information on the complete task. For example, when considering bird species classification *cf.* Fig. 1, it is easier to identify the bird’s color than its species. This phenomenon occurs when concepts are “low-level” and human-understandable. In other domains, such as the medical one, providing correct concept labels may require expert domain knowledge, but it is still possible and easier to infer concept labels than class labels.

Size of the Memory Module. When more and more interventions get added to the memory, this increases the evaluation time to reapply interventions. However, as various other work in the context of knowledge-based question answering has shown (Borgeaud et al., 2022; Lewis et al., 2020), it is possible to scale neighbor-based retrievers to millions of data points. In particular, approximate nearest neighbor inference (*e.g.*, FAISS (Johnson et al., 2021)), allows scaling NNs. Furthermore, it is unlikely that the memory of CB2M would reach such dimensions, as it is filled based on human interactions. Therefore we argue that even if the size of the memory has an impact on the evaluation runtime, this is not a major drawback. Nevertheless, a large memory can cause certain drawbacks, as *e.g.*, reduced interpretability of the memory. Therefore, we think that methods to reduce the number of elements in the memory (*e.g.*, prototypes), could be a promising avenue for future research.

A.2. Algorithms for Intervention Generalization and Mistake Detection

For reference, we present algorithms with pseudo-code for mistake detection (Alg. 1) and intervention generalization (Alg. 2).

Algorithm 1 Detection of Model Mistakes. Given: Parameters t_d, t_a and k , data set for memory setup (*e.g.* validation set) \mathcal{X}_{val} and a CBM with bottleneck f and predictor g .

```

1: Memory setup:  $\mathcal{M}^M \leftarrow \{x_e : x \in \mathcal{X}_{val} \wedge f(g(x)) \neq y^* \wedge Acc_g(x) < t_a\}$ 
2:  $\hat{x} \leftarrow$  New unseen instance;  $j \leftarrow 0$ 
3: for  $m \in \mathcal{M}^M$  do
4:   if  $d(\hat{x}_e, m) \leq t_d$  then
5:      $j \leftarrow j + 1$ 
6:   end if
7: end for
8: if  $j \geq k$  then
9:   return Mistake
10: else
11:   return No mistake
12: end if

```

A.3. Results on Parity MNIST

For reference, we provide results when applying CB2M to Parity MNIST. The performance of the base CBM on this task is already pretty good, as it achieves a concept accuracy of 98.9% and a class accuracy of 97.7%. The few errors that the model makes are due to singular outliers. As discussed in Sec. 5, the CB2M performs well when the model is subject to some kind of systematic error, *e.g.*, when the model is subject to a shift in data distribution or due to data imbalance at training time.

Algorithm 2 Generalize Interventions to Unseen Images Given: CBM with bottleneck g and predictor f , threshold parameter t_d and a memory $\mathcal{M} = (\mathcal{M}^M, \mathcal{M}^I)$ of reference mistakes with respective interventions.

```

1:  $\hat{x} \leftarrow$  New unseen instance
2: Obtain  $\hat{x}_e$  through  $g$ 
3: find  $x' \in \mathcal{M}^M$  with minimal  $d(\hat{x}_e, x'_e)$ 
4: if  $d(\hat{x}_e, x'_e) < t_d$  then
5:   if  $\exists i \in \mathcal{M}^I : \alpha(x'_e, i)$  then
6:      $x \leftarrow (x, i)$ 
7:   end if
8: end if
9: Model Output:  $y = f(x)$ 

```

Table 5. **Detection of model mistakes on Parity MNIST.** For mistake detection on models with a low error rate (with errors being outliers close to the decision boundaries), CB2M performs worse than softmax. (Best values bold, standard deviations over 5 runs.)

	Random	Softmax	CB2M
AUROC (\uparrow)	49.0 \pm 0.4	93.3 \pm 0.2	64.6 \pm 1.0
AUPR (\uparrow)	97.4 \pm 0.0	99.8 \pm 0.0	98.8 \pm 0.1

When model mistakes are just a few individual examples, which are getting confused with different classes, CB2M does not perform as well (Tab. 5, 6). As the base CBM performance is already good, further intervention generalization is not suitable, as the remaining model mistakes are not similar to each other (Tab. 7). Further adjustments like including positive examples in the memory or using an explicit view on mistake density could potentially improve results in these situations.

A.4. Further Results on Parity MNIST (unbalanced)

The unbalanced version of Parity MNIST is generated by dropping 95% of the training data of one class. In the main paper, we exemplarily showed the results when removing digit 9. In Tab. 8, we show the average results for all other digits. The base model does not capture the training imbalance properly in three cases, resulting in larger standard deviations for all results.

A.5. Further Details on Generalization Results

In Sec. 3.1, we show the generalization capabilities of CB2Ms on various datasets. To further detail these results, the number of generalized interventions is presented in Tab. 9. This describes to how many unseen examples the human interventions have been generalized. The standard deviation is generally relatively large, especially for the CUB dataset. This is most likely due to two reasons. First, the threshold parameter t_d was selected the same for all augmentations, possibly not optimal for all augmented versions. Additionally, the two augmentations salt&pepper and speckles noise have a disruptive effect on the model encodings, causing substantially fewer samples to be selected for intervention generalization than for the other augmented versions. The number of generalized interventions for the parity MNIST to SVHN dataset is considerably larger, as this dataset has more datapoints, and the model makes more mistakes after the distribution shift.

To further investigate the effect of finetuning on the interventional data, we provide more results in Tab. 10. We compare finetuning for a short amount of time (1 epoch), to extended finetuning (5 epochs for MNIST variants and 10 epochs on

Table 6. **Interventions after detection on Parity MNIST.** NRI on identified instances and full set. Interventions successfully improve identified instances. However, worse detection than softmax results in smaller improvement via CB2M. (Best values bold, standard deviations over 5 runs.)

Setting	Random	Softmax	CB2M
Identified	100.0 \pm 0.0	100.0 \pm 0.0	100.0 \pm 0.0
Full Set	1.6 \pm 0.7	57.6 \pm 1.5	5.9 \pm 2.9

Table 7. Generalization of CB2M does not impact results on Parity MNIST. As model mistakes are not similar to each other, no instances have been identified for intervention generalization, therefore applying CB2M does not impact model performance. (Best values bold, standard deviations over 5 runs.)

	Setting	CBM	CB2M
Concept Acc. (\uparrow)	Identified	\emptyset	\emptyset
	Full set	98.9 ± 0.0	98.9 ± 0.0
Class Acc. (\uparrow)	Identified	\emptyset	\emptyset
	Full set	97.7 ± 0.0	97.7 ± 0.0

Table 8. Further results on Parity MNIST (unbalanced). Results of all main experiments for all versions of the Parity MNIST (unbalanced) dataset (where the digits 0 to 8 where the underrepresented digits respectively). (Average and standard deviation over unbalance with digits 0 to 8.)

	Mistake Detection		
	Random	Softmax	CB2M
AUROC (\uparrow)	49.5 ± 1.0	91.2 ± 7.2	83.8 ± 10.77
AUPR (\uparrow)	92.8 ± 3.5	99.3 ± 0.4	98.9 ± 0.3
Performance after Interventions (NRI)			
Setting	Random	Softmax	CB2M
Identified	100.0 ± 0.0	100.0 ± 0.0	100.0 ± 0.0
Full Set	24.3 ± 21.3	70.7 ± 13.8	75.6 ± 14.6
Generalization of Interventions			
	Setting	CBM	CB2M
Concept Acc. (\uparrow)	Identified	91.8 ± 2.1	97.4 ± 2.3
	Full Set	98.4 ± 0.0	98.6 ± 0.3
Class Acc. (\uparrow)	Identified	37.2 ± 26.4	87.1 ± 11.4
	Full Set	92.9 ± 3.5	95.0 ± 2.9

Table 9. Number of generalized interventions for the different datasets. For SVHN, the number of model mistakes is considerably larger, therefore there are more possible generalizations. (Average and standard deviations over 5 runs.)

Dataset	Number of Intervention Generalizations
CUB	289.4 ± 215.5
Parity MNIST (unbalanced)	416.2 ± 206.5
Parity C-MNIST	913.4 ± 342.8
Parity MNIST to SVHN	7809 ± 512

Table 10. Finetuning a CBM on the validation set. *Short* and *long* refer to the number of finetuning steps, i.e. 1 epoch for short and 10 epochs for finetuning on CUB and 5 epochs for finetuning on the MNIST versions. (Average and standard deviations over 5 runs.)

Dataset	Concept Acc. (\uparrow)		Class Acc. (\uparrow)	
	CBM (short)	CBM (long)	CBM (short)	CBM (long)
CUB	95.2 ± 0.1	96.28 ± 0.3	67.38 ± 1.9	74.66 ± 1.8
Parity MNIST (unbalanced)	98.2 ± 0.1	97.9 ± 0.1	91.77 ± 0.5	91.78 ± 0.4
Parity C-MNIST	89.9 ± 0.1	95.0 ± 0.1	70.6 ± 0.4	88.1 ± 0.8

Table 11. False positive rates and false negative rates for the identification of samples to reapply an intervention (Tab. 1).

Dataset	FPR	FNR
CUB	0.84 ± 0.43	86.94 ± 8.76
Parity MNIST (unbalanced)	1.14 ± 0.80	64.39 ± 15.4
Parity C-MNIST	3.23 ± 0.17	73.25 ± 1.07

CUB (Aug.)). One can observe that longer finetuning is necessary to obtain its benefits, as short finetuning does not surpass the performance of CB2M. Additionally, for Parity MNIST (unbalanced), finetuning independent of the number of steps does not provide noticeable improvements.

In Tab. 11, we provide the false positive rate (FPR) and false negative rate (FNR) for all generalization experiments of Tab. 1. The FPR is the fraction of negative samples (no mistake of the CBM), which gets a reapplied intervention. The FNR on the other hand describes the fraction of positive samples (mistakes of the CBM), that did not get a reapplied intervention. The FNR of CB2M is quite large, mainly due to two reasons: (i) CB2Ms are designed to generally have a low FPR rather than a low FNR, as the output of CB2M should be reliable, even if it does not detect all possible mistakes/cases for generalization. Second (ii), the model mistake consist both of natural model mistakes (e.g. due to outliers), which CB2M is not designed to handle as well as systematic errors, which can be mitigated by CB2M. This larger number of potential errors inflates the FNR.

A.6. Further Details on Mistake Detection

In the experimental evaluation, we compared both CB2M and softmax for detecting model mistakes. These methods are however not exclusive, but could also be combined. In Tab. 12, we show the results of the mistake detection when combining both softmax and CB2M. We combined both methods either by full agreement, i.e., only detect a mistake if both methods do so, or by partial-detection, i.e., already detecting a mistake if only one of the methods does so. Selecting the exact strategy on the validation set enabled the combination of both methods to always perform as well as the previously better method, successfully combining both CB2M and softmax.

Table 12. Combination of CB2M and softmax for detection

Dataset	Metric	Softmax	CB2M	Combined
CUB	AUROC (\uparrow)	83.7 ± 1.1	84.8 ± 0.7	85.0 ± 0.5
	AUPR (\uparrow)	94.0 ± 0.6	94.6 ± 0.3	94.8 ± 0.3
CUB (conf)	AUROC (\uparrow)	77.4 ± 1.1	85.1 ± 0.5	85.4 ± 0.5
	AUPR (\uparrow)	91.5 ± 0.7	94.5 ± 0.3	94.7 ± 0.3
Parity MNIST (unbalanced)	AUROC (\uparrow)	90.7 ± 1.7	88.7 ± 0.4	90.7 ± 1.7
	AUPR (\uparrow)	98.8 ± 0.3	98.5 ± 0.1	98.8 ± 0.3
Parity C-MNIST	AUROC (\uparrow)	65.7 ± 0.3	83.4 ± 0.8	83.6 ± 0.5
	AUPR (\uparrow)	79.8 ± 0.3	91.5 ± 0.4	91.6 ± 0.3

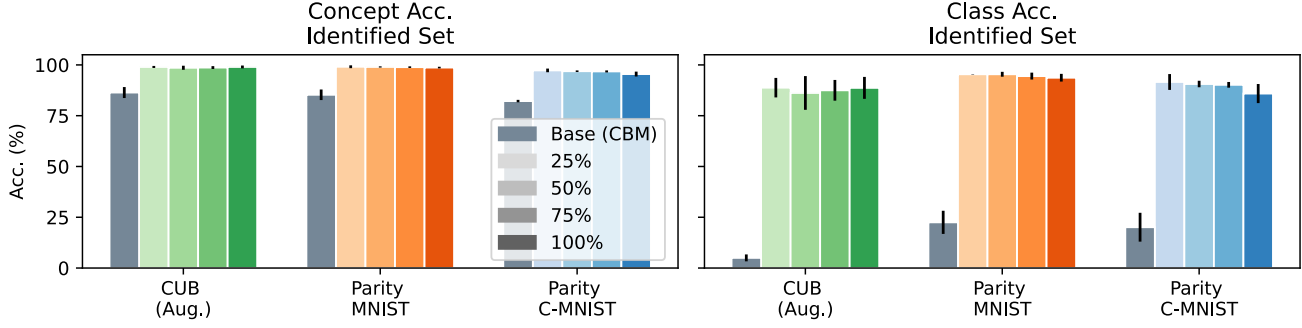


Figure 5. Ablation on the effect of the memory size on the performance of CB2M. Specifically, the performance on the identified instances is shown. The CB2M was provided with 25%, 50%, 75% or 100% of the validation set mistakes as interventions. We present the baseline CBM results (gray) for comparisons. Overall, CB2Ms performance is not affected much by the memory size and vastly surpasses the base CBM performance.

Exp	Dataset	k	t_d	t_a
Tab 1	CUB (a)	1	3.5	-
	Parity MNIST (ub)	1	5, 5, 4, 4, 4	-
	Parity CMNIST	1	7.5, 8.0, 7.0, 7.5, 8.5	-
Tab 2;3	CUB	3, 2, 3, 2, 4	10, 11, 10, 10, 11	0.99, 0.97, 0.99, 0.99, 0.99
	CUB (conf)	1, 5, 4, 5, 3	12, 12, 12, 11, 12	0.99, 0.98, 0.98, 0.99, 0.97
	Parity MNIST (ub)	2, 2, 1, 1, 1	6, 6, 6, 5, 6	0.99, 0.99, 0.98, 0.99, 0.99
	Parity CMNIST	1, 3, 4, 3, 2	3, 3, 4, 3, 3	0.98, 0.99, 0.99, 0.97, 0.99

Table 13. Used hyperparameters for all combinations of experiment and dataset. Cells contain values for all 5 seeds (except for CUB (a) where we have the same hyperparameter setting for all augmentations).

A.7. Further Results of the Ablation Study

The ablation study evaluates the effect of the memory size on the performance of CB2M. In the main paper, we showed that the accuracy on the identified instances increases already with smaller memory sizes. Here (*cf.* Tab. 5, we provide the results of the ablation study on the instances identified for reapplied interventions. Interestingly, the accuracy of CB2M on these instances drops with larger memory sizes. However, this is sensible, as a larger memory also leads more possibilities for incorrectly generalized interventions, as the encoding space is covered more and more. Nevertheless, compared to the performance of the base CBM, CB2M yields drastic improvements for all datasets and memory sizes.

A.8. Hyperparameters

To get values for the hyperparameters of CB2M, we performed a straightforward grid-based hyperparameter optimization for t_d , t_a , and k , using training and validation set. For the selection of the distance threshold, we first computed the average distance of encodings from the validation set to have a suitable starting point for t_d . As the evaluation of a hyperparameter setting for CB2M does not entail any model training, the evaluation of different hyperparameter sets is computationally inexpensive. The detailed hyperparameter for each setup can be found in Tab. 13. For further training setup, *e.g.*, learning rates, we refer to the code.