

Collective Flows Drive Cavitation in Spinner Monolayers

Zaiyi Shen^{1,2,*} and Juho S. Lintuvuori^{1,†}

¹Univ. Bordeaux, CNRS, LOMA, UMR 5798, F-33400 Talence, France

²State Key Laboratory for Turbulence and Complex Systems, Department of Mechanics and Engineering Science, College of Engineering, Peking University, Beijing 100871, China

(Dated: August 23, 2023)

Hydrodynamic interactions can give rise to a collective motion of rotating particles. This, in turn, can lead to coherent fluid flows. Using large scale hydrodynamic simulations, we study the coupling between these two in spinner monolayers at weakly inertial regime. We observe an instability, where the initially uniform particle layer separates into particle void and particle rich areas. The particle void region corresponds to a fluid vortex, and it is driven by a surrounding spinner edge current. We show that the instability originates from a hydrodynamic lift force between the particle and fluid flows. The cavitation can be tuned by the strength of the collective flows. It is suppressed when the spinners are confined by a no-slip surface, and multiple cavity and oscillating cavity states are observed when the particle concentration is reduced.

Introduction.— Collective order appears in active systems when the individual constituents change their own behaviour due to the influence from the others [1]. Fluid mediated interactions are widely existent, in artificial systems, such as self-propelling colloidal suspensions [2, 3], and in the living world such as bacterial baths [4–7]. In both cases they play a crucial role in the emergence of collective phenomena [8–20]. Interestingly, hydrodynamic interactions are often non-reciprocal, which can have profound effects on the formation of out of equilibrium states [21, 22]. For example, in a pair of rotating particles, the spinners experience a transverse force due to the advection created by the flow field of the other [15, 23, 24]. At vanishing Reynolds number, these interactions have been predicted to give rise to hyperuniform states [25] and lead to fast crystallisation when coupled with steric repulsion [26], in open systems. When spinner crystals are confined by a solid boundary, the transverse forces have been observed to give rise to motile dislocations in odd crystals [27].

Increasing the Reynolds number (Re), the interactions can include inertial forces [14, 28, 29]. Rotating disks on a gas-liquid interface at finite Reynolds numbers have been observed to form hexagonal structures due to an interplay between a hydrodynamic repulsive force and a magnetic attraction [30]. Simulations have predicted the formation of spinner aggregates arising from inertial hydrodynamic attractions [31, 32]. A two-phase crystallization has been predicted in spinner monolayers bounded by a solid surface when inertial forces are included [33].

Typically, in a suspension of active particles at $Re \approx 0$, the hydrodynamic force on particle i arising from the flow fields $\mathbf{u}_j(\mathbf{x}_i)$ of all the other particles, can be evaluated from $\mathbf{F}_i(\mathbf{x}_i) \sim \sum_{j \neq i} \mathbf{u}_j(\mathbf{x}_i)$. When $Re \sim 1$, an additional force $\mathbf{F}(\mathbf{v}_i, \sum_{j \neq i} \mathbf{u}_j(\mathbf{x}_i))$ can appear, which depends on the velocity lag U between the particle velocity \mathbf{v}_i and collective, activity induced, fluid flow. This, *active lift-force*, may lead to new collective phenomena in (weakly) inertial active matter.

In this letter, using hydrodynamic simulations, we study this coupling between self-generated fluid flows and particle dynamics. Motivated by experimental realisations of torque driven particles trapped at interfaces [11, 30, 34–36], we sim-

ulate spinner monolayers bounded by a bulk fluid [Fig. 1 (a)]. We observe an instability, where the initially uniform state spontaneously separates into a particle void region surrounded by a whirling particle edge flow [Fig. 1 (c)]. This arises from a dynamic feedback-loop between the particle dynamics and the self-induced flow fields. The particle void region corresponds to a fluid vortex driven by the particles [Fig. 1 (d)]. The onset of the instability is caused by the vortex flow induced lift force acting perpendicular to the particle velocity. At the steady state cavitation, this is balanced by steric interactions between the particles in the dense phase.

Methods.— The simulations are carried out by a lattice Boltzmann method (LBM), which is used to solve the quasi-incompressible Navier-Stokes equation for the fluid flow [37–40]. The bounce back on links method [41, 42] for a moving boundary [43], is applied to take into account the fluid-solid interactions, leading to no-slip boundary condition on the particle surface. We consider a density-matched suspension $\rho = \rho_{fluid} = \rho_{particle} = 1$, and set the LBM lattice spacing $\Delta x = 1$ and time unit $\Delta t = 1$. The spinner monolayer consists of N spherical particles with radius $R = 4.1\Delta x$. The particles are driven by a torque T , leading to a rotational motion (around X) with a frequency ω [Fig. 1 (a)]. The spinner monolayer is placed in YZ plane in a three-dimensional periodic box. The dynamical state of the system is characterized by the rotational particle Reynolds number $Re = \rho\omega R^2/\mu$, where μ is the dynamic viscosity of the fluid. We consider a weakly inertial regime, with Re ranging from 0.02 to 5. The particle concentration ϕ_0 is defined as the area fraction of the monolayer $\phi_0 = N\pi R^2/L_Y L_Z$, where $L_X|Y|Z$ are the simulation box lengths. A rectangular box with $L_X = 60R, L_Y = 160R, L_Z = 160R$ is used. All the simulations have $N = 4000$ particles ($\phi_0 \approx 50\%$) except for Fig. 4, where ϕ_0 is varied. A simulation using a cubic box is also performed to demonstrate that the vertical size $L_X = 60R$ is large enough to minimize the periodic effects (see Fig.S1 in [40]).

Cavitation in a spinner monolayer.— Considering random initial particle positions within the spinner monolayer, the hydrodynamic interactions between the spinners [27, 33], coupled with local concentration fluctuations lead to creeping

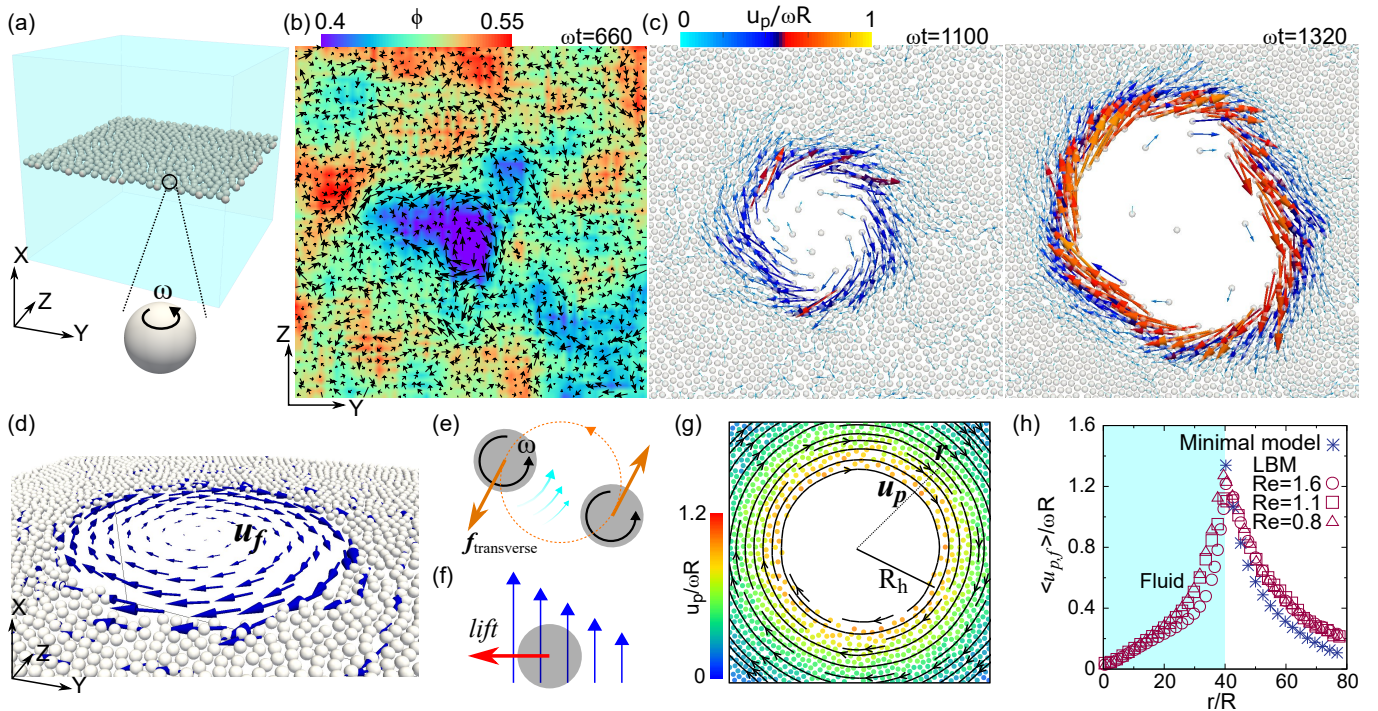


FIG. 1. (a) A schematic of the system. The particles are in a monolayer bounded by a fluid domain and rotate perpendicular to the plane. (b,c) Top view snapshots from a simulation with $Re \approx 5$. (b) At early time the system exhibits a dynamically uniform state accompanied by local concentration fluctuations leading to particle movement. (c) At later times a coherent particle current is formed. This triggers an instability of the density distribution, leading to a spontaneous formation of a particle cavity, surrounded by a spinner edge flow. (d) At the steady state a vortex flow of the fluid is observed in the hole region. (e) A schematic showing the transverse pair interaction (orange arrows) arising from the rotational flow fields. (f) A Saffman type lift force resulting from the velocity lag between the particle and imposed shear flow. (g) A minimal model employing only the transverse interactions, reproduces the particle velocities for artificially imposed cavity. (h) The distance r dependence of the circularly averaged fluid $u_f(r)$ and particle $u_p(r)$ velocities for the hole (blue) and particle (white) regions. The circles, squares and triangles correspond to a full hydrodynamic simulation with $Re \approx 1.6$, 1.1 and 0.8, respectively.

particle currents [Fig. 1 (b)]. We find that this quasi-uniform state is not always stable. The coupling between the particle velocity and local density can promote a positive feedback where the density can fluctuations grow [Fig. 1 (c) and Movie S1 in [40]]. Eventually, at the steady state, a cavitation is observed. A particle void phase is surrounded by a particle rich phase (Movie S2 in [40]). The interface is stabilised by a spinner edge current, where the counterclockwise rotating particles form a clockwise flowing current.

The translational motion originates from the hydrodynamic fields created by the other particles. The rotational flows, lead to interactions between the particles. At zero Re -limit these can be captured by so called transverse forces between the spinners $f_{\text{transverse}} \sim \mu \omega$ [orange arrows in Fig. 1 (e)] [27, 33]. We hypothesize that these drive the particle edge currents. To test this, we consider a minimal dry model where time evolution of the position \mathbf{x}_i for the particle i is governed by the advection arising from the flow fields of all the other particles

$$\frac{d\mathbf{x}_i}{dt} = \sum_j \boldsymbol{\omega}_j \times \frac{R^3}{|\mathbf{x}_i - \mathbf{x}_j|^3} (\mathbf{x}_i - \mathbf{x}_j). \quad (1)$$

Starting from a state with a cavity $R_h \approx 40R$ the minimal model simulations (Eq. 1) reproduce the edge current [Fig. 1

(g)]. This agrees with experiments, where edge currents have also been observed at the surface of spinner clusters [44] and at grain boundaries [45] at the $Re \approx 0$ limit. The measured radial particle velocity distribution shows a very good agreement with the hydrodynamic simulation [Fig. 1 (h)]. This suggests that the hydrodynamic transverse forces are the driving force behind the stable edge currents observed in the full hydrodynamic simulations. However, in the dry simulations, the cavity is not stable. The hole shrinks, and finally disappears (Movie S3 in [40]). This implies that there is another force leading to the cavitation. We attribute this to a radial force $f_c = f(\mathbf{v}_i, \sum_j \mathbf{u}_j)$ arising from the coupling between particle edge flow and the fluid vortex [Fig. 1 (d) and (f)].

Collective hydrodynamic force behind the cavitation.— To study the collective dynamics, we carry out simulations where the spinners are driven by a constant frequency ω and initially seed a small hole with a radius $R_h \approx 5R$ in the monolayer (Fig. 2). The dynamics of hole growth is studied by measuring the effective size of the cavity $R_h(t) = \sqrt{A_h/\pi}$, where A_h is the area of the particle void region (where the particle concentration $\phi < 0.8\phi_0$). After an initial time t_0 when the hole has reached $R_h \approx 20R$, we identify a steady growth stage $R_h = \int v_h dt$ [Fig. 2 (a)]. The growth rate v_h

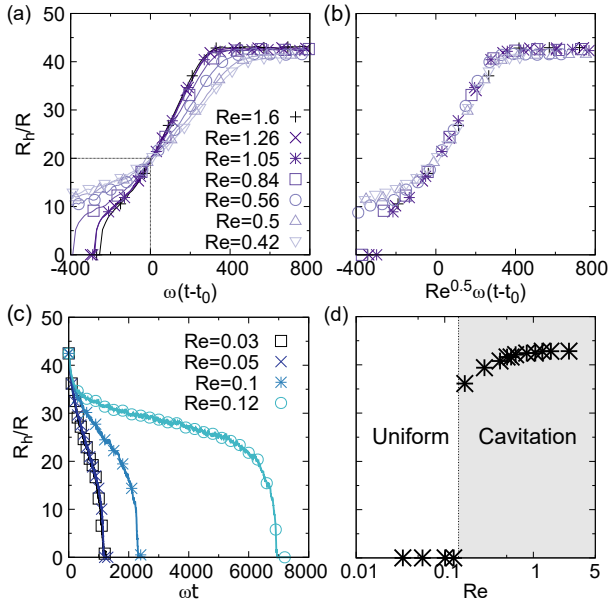


FIG. 2. (a) Time evolution of the hole radius R_h in the cavitation state for different Re . The hole grows and reaches a steady state. (b) The $R_h(t)$ data collapse when rescaled by $Re^{0.5}$. (c) The $R_h(t)$ for shrinking cavities when Re is reduced. (d) A state diagram as a function of Re . Stable cavitation is observed for $Re \gtrsim 0.2$.

arises from the balance between the radial force and a fluid drag $v_h \sim f_c/\mu$ and the expansion continues until the particle-particle excluded volume interactions arrest the growth.

We propose that the dominating interactions arise from the coupling between the particle dynamics and the vortex flow, similar to a Saffman lift force [46] where a particle in a shear flow has a lift force along the shear gradient [Fig. 1 (f)]. The Saffman lift scales as $f_{lift} \sim \mu^{0.5} U \dot{\gamma}^{0.5}$ [46], where U is the relative velocity between the particle and the imposed flow and $\dot{\gamma}$ is the shear gradient. The coherent vortex flow and the translational particle motion both originate from the rotation of the particles. Thus the magnitude of U and $\dot{\gamma}$ can be approximately given by ω . This gives $f_c \sim f_{lift} \sim \mu^{0.5} \omega^{1.5}$, and the growth rate $v_h \sim f_c/\mu \sim Re^{0.5} \omega$. We observe a good collapse of the data with $Re^{0.5} \omega$ [Fig. 2 (b)]. This supports the hypothesis of the shear induced lift force driving the cavitation.

The lift forces require a finite Re . When $Re \lesssim 0.2$ no hole formation is observed [Fig. 2 (d)]. Starting from the cavitation state, particle rotation induced mixing f_m overcomes the inertia lift force, and the hole shrinks until a uniform state is observed [Fig. 2 (c)], in agreement with experiments of colloidal spinners at vanishing Re [44] and the dry simulations (Movie S3 in [40]). When $Re \ll 1$, the closing dynamics is dominated by mixing ($f_m \sim \mu \omega \gg f_c \sim \mu Re^{0.5} \omega$) arising from the transverse forces between the spinners. The hole shrinking rate is expected to scale as $v_h \sim f_m/\mu \sim \omega$ and a collapse of the data is observed for $Re \approx 0.03$ and $Re \approx 0.05$ [Fig. 2 (c)]. For larger Re , $f_m \gtrsim f_c$ and the closing dynamics slows down

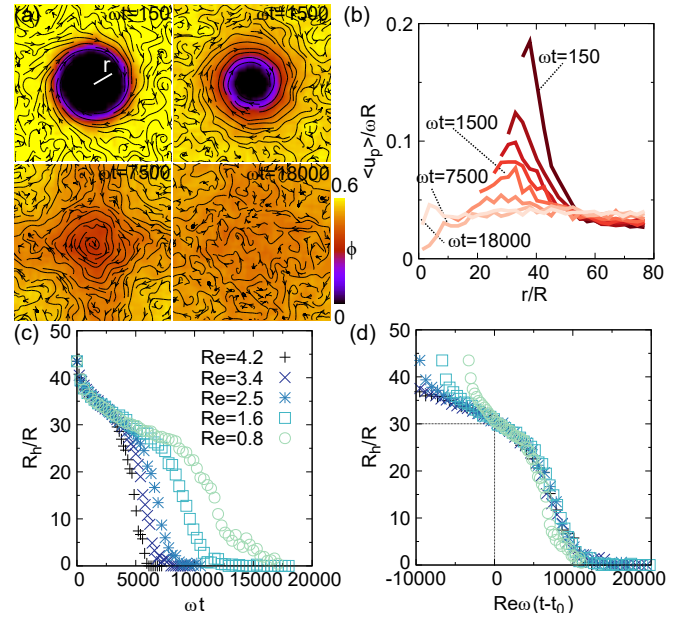


FIG. 3. (a) Snapshots of the disappearing cavity in a monolayer near a no-slip wall ($Re \approx 1.6$). The streamlines correspond to the particle velocities. (b) The average particle velocity $\langle u_p \rangle$ as a function of the radial distance r . The decreasing hue corresponds to increase in time. (c) Time evolution of the hole radius R_h for different Re . (d) The data for $R_h(t)$ collapse when rescaled by Re .

[Fig. 2 (c) $Re \approx 0.1$ and $Re \approx 0.12$].

Confinement effects.— Stable cavitation requires large enough collective particle velocity and resulting $\dot{\gamma}$ to ensure a sufficient lift force. Boundaries, such as hydrodynamic screening from surfaces can have drastic effects on the magnitude of the flow fields. To study this, the spinner monolayer was placed above a flat no-slip wall. Starting from an initial state with a cavity $R_h \approx 40R$, the R_h is observed to decrease [Fig. 3 (c)]. Eventually, the cavity disappears, and at the steady state only local density fluctuations are observed [Fig. 3 (a) and Movie S5 in [40]]. Keeping the rotational Re constant, the particle velocities u_p are observed to reduce when compared to a bulk sample. For a $Re \approx 1.6$ a maximum particle velocity $u_p \approx 0.2\omega R$ is observed [Fig. 3 (b)], which is much smaller than what is measured in the bulk sample $u_p \approx 1.2\omega R$ [Fig. 1 (h)]. Thus the shear gradient $\dot{\gamma}$ and the resulting lift force are reduced.

The inertial hydrodynamic forces can also include (pairwise) repulsive interactions [28, 33]. At finite rotational Reynolds numbers, a single particle flow field has also polar and radial components [28, 30, 47]. The latter corresponds to an advection away from the particle at the equatorial region, and gives rise to an effective repulsion between the spinners $f_{repulsion} \sim \mu \omega Re$ [28, 33]. This would lead to a reduction of the cavity with a predicted rate $v_h \sim f_{repulsion}/\mu \sim Re\omega$. In agreement with this, after an initial transient t_0 when $R_h \approx 30R$, the $R_h(t)$ data collapses when scaled with $Re\omega$ [Fig. 3 (d)], suggesting that the secondary flow induced repulsion

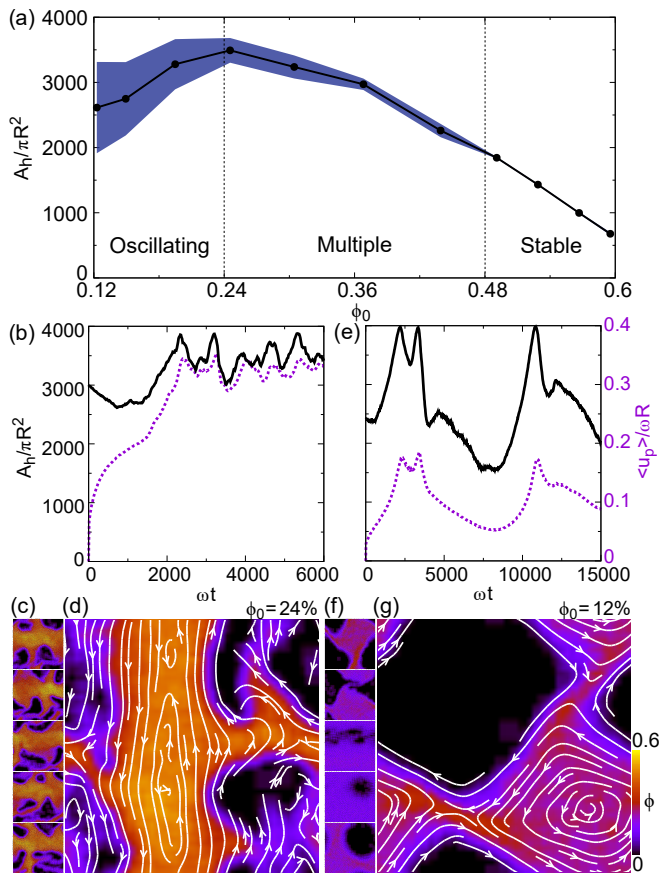


FIG. 4. (a) The area A_h of the hole regions as a function of the overall particle concentration ϕ_0 . The blue shadow shows a standard error, describing the time fluctuations of A_h . Stable, multiple and oscillating cavities are observed when ϕ_0 is decreased. (b-d) An example of the observed multiple cavity state: $N = 2000$ particles ($\phi_0 \approx 24\%$). (b) Time evolution of hole size and mean particle speed. (c) Time series snapshots of the multiple cavity state. (d) Typical local concentration and streamlines of particle velocity. (e-g) Oscillating cavity state: $N = 1000$ particles ($\phi_0 \approx 12\%$). (e) Time evolution of the hole size and mean particle speed. (f) Time series snapshots of the oscillating state. (g) Typical local concentration and streamlines of particle velocity. All the simulations are carried out using $Re \approx 1.6$.

dominates the near wall dynamics in agreement with previous simulations [33].

Concentration effects.— The overall area fraction ϕ_0 defines the average particle separation, and thus affects the strength of the collective particle currents and the resulting fluid flow. These, in turn, determine the strength of the lift force, and thus influence the dynamics of the phase separation [Fig. 4].

At high particle concentrations ($\phi_0 \gtrsim 48\%$) [Fig. 4 (a)], a stable circular hole state is observed. The hole size decreases with increasing particle concentration. When the overall area fraction is reduced ($24\% \lesssim \phi_0 \lesssim 48\%$), the circular cavity is no longer stable and spontaneous elongation is observed (see *e.g.* Movie S6 in [40]). This can lead to an imbalance of the hydrodynamic stresses at the interface, and destabilise the

cavity. Now a dynamic state is observed, where multiple cavities can coexist simultaneously [Fig. 4 (c) and Movie S6 in [40]]. When concentration is further lowered ($\phi_0 \lesssim 24\%$), the multiple cavity state becomes unstable. Now, an oscillating state is observed, where the hole region forms and disappears periodically [Fig. 4 (f) and Movie S7 in [40]]. The time evolution of the mean particle speed $\langle u_p \rangle$ and the cavity area A_h show strong correlation [Fig. 4 (b) and (e)]. This further highlights the coupling between the particle organisation and the collective flows.

Conclusions.— Using numerics, we have studied the coupling between the particle dynamics and the self-induced fluid flows. Considering a simple system of torque driven spinners, we have observed a spontaneous cavitation in spinner monolayers. At the steady state, a particle deprived region surrounded by dense spinner phase is formed. The cavity region corresponds to fluid vortex with opposite handedness than the spinners. The vortex is driven by a steady spinner edge current at the interface between the two regions. The phase separation is stabilised by a lift force arising from the coupling between the particle dynamics and the collectively generated fluid flow. This is crucially different from typical active matter examples, such as motility induced phase separation and bubble formation in active Brownian models [48–50], which are stabilised by a density dependent swimming speed, or vortex formation in subcritical Quincke rollers, which is likely dominated by an interplay between hydrodynamic and thermodynamic forces as well as activation events [51].

Our result should be observable, for example, in experiments of magnetically rotated particles trapped at interfaces [30, 34–36, 52], or by considering chiral colloidal fluids [44], where hydrodynamics interactions are likely dominant. The $Re \sim 1$ regime could be reached by increasing either the particle size or the rotational frequency of the magnetic drive — a $100\mu\text{m}$ particle spinning with 100Hz will give $Re \approx 1$ in water. Further, we anticipate that the inertial term (active lift-force) could give rise to new collective dynamical states in weakly inertial active matter, also beyond the spinner example considered here.

ZS and JSL acknowledge IdEx (Initiative d’Excellence) Bordeaux and the French National Research Agency through Contract No. ANR-19-CE06-0012 for funding, Curta cluster for computational time.

* zaiyi.shen@pku.edu.cn

† juho.lintuvuori@u-bordeaux.fr

- [1] T. Vicsek and A. Zafeiris, *Collective motion*, Physics reports **517**, 71 (2012).
- [2] F. Martínez-Pedrero and P. Tierno, *Advances in colloidal manipulation and transport via hydrodynamic interactions*, Journal of colloid and interface science **519**, 296 (2018).
- [3] M. Driscoll and B. Delmotte, *Leveraging collective effects in externally driven colloidal suspensions: Experiments and simulations*, Current opinion in colloid & interface science **40**, 42

- (2019).
- [4] E. Lauga, Bacterial hydrodynamics, *Annual Review of Fluid Mechanics* **48**, 105 (2016).
 - [5] D. L. Koch and G. Subramanian, Collective hydrodynamics of swimming microorganisms: living fluids, *Annual Review of Fluid Mechanics* **43**, 637 (2011).
 - [6] A. J. Mathijssen, F. Guzmán-Lastra, A. Kaiser, and H. Löwen, Nutrient transport driven by microbial active carpets, *Physical Review Letters* **121**, 248101 (2018).
 - [7] J. Dhar, A. L. Thai, A. Ghoshal, L. Giomi, and A. Sengupta, Self-regulation of phenotypic noise synchronizes emergent organization and active transport in confluent microbial environments, *Nature Physics* **18**, 945 (2022).
 - [8] M. Driscoll, B. Delmotte, M. Youssef, S. Sacanna, A. Donev, and P. Chaikin, Unstable fronts and motile structures formed by microrollers, *Nature Physics* **13**, 375 (2017).
 - [9] A. Bricard, J.-B. Caussin, N. Desreumaux, O. Dauchot, and D. Bartolo, Emergence of macroscopic directed motion in populations of motile colloids, *Nature* **503**, 95 (2013).
 - [10] S. Thutupalli, D. Geyer, R. Singh, R. Adhikari, and H. A. Stone, Flow-induced phase separation of active particles is controlled by boundary conditions, *Proceedings of the National Academy of Sciences* **115**, 5403 (2018).
 - [11] K. Han, G. Kokot, S. Das, R. G. Winkler, G. Gompper, and A. Snezhko, Reconfigurable structure and tunable transport in synchronized active spinner materials, *Science advances* **6**, eaaz8535 (2020).
 - [12] I. H. Riedel, K. Kruse, and J. Howard, A self-organized vortex array of hydrodynamically entrained sperm cells, *Science* **309**, 300 (2005).
 - [13] J. Yu, B. Wang, X. Du, Q. Wang, and L. Zhang, Ultra-extensible ribbon-like magnetic microswarm, *Nature Communications* **9**, 3260 (2018).
 - [14] J. Aragonés, J. Steimel, and A. Alexander-Katz, Elasticity-induced force reversal between active spinning particles in dense passive media, *Nature Communications* **7**, 11325 (2016).
 - [15] K. Yeo, E. Lushi, and P. M. Vlahovska, Collective dynamics in a binary mixture of hydrodynamically coupled microrotors, *Physical Review Letters* **114**, 188301 (2015).
 - [16] K. Drescher, K. C. Leptos, I. Tuval, T. Ishikawa, T. J. Pedley, and R. E. Goldstein, Dancing volvox: hydrodynamic bound states of swimming algae, *Physical Review Letters* **102**, 168101 (2009).
 - [17] A. P. Petroff, X.-L. Wu, and A. Libchaber, Fast-moving bacteria self-organize into active two-dimensional crystals of rotating cells, *Physical Review Letters* **114**, 158102 (2015).
 - [18] Z. Shen, A. Würger, and J. S. Lintuvuori, Hydrodynamic self-assembly of active colloids: chiral spinners and dynamic crystals, *Soft Matter* **15**, 1508 (2019).
 - [19] R. Koizumi, T. Turiv, M. M. Genkin, R. J. Lastowski, H. Yu, I. Chaganava, Q.-H. Wei, I. S. Aranson, and O. D. Lavrentovich, Control of microswimmers by spiral nematic vortices: Transition from individual to collective motion and contraction, expansion, and stable circulation of bacterial swirls, *Physical Review Research* **2**, 033060 (2020).
 - [20] K. Thijssen, D. A. Khaladj, S. A. Aghvami, M. A. Gharbi, S. Fraden, J. M. Yeomans, L. S. Hirst, and T. N. Shendruk, Submersed micropatterned structures control active nematic flow, topology, and concentration, *Proceedings of the National Academy of Sciences* **118**, e2106038118 (2021).
 - [21] A. Poncet and D. Bartolo, When soft crystals defy newton's third law: Nonreciprocal mechanics and dislocation motility, *Physical Review Letters* **128**, 048002 (2022).
 - [22] M. Fruchart, R. Hanai, P. B. Littlewood, and V. Vitelli, Non-reciprocal phase transitions, *Nature* **592**, 363 (2021).
 - [23] P. Lenz, J.-F. Joanny, F. Jülicher, and J. Prost, Membranes with rotating motors, *Physical Review Letters* **91**, 108104 (2003).
 - [24] Y. Fily, A. Baskaran, and M. C. Marchetti, Cooperative self-propulsion of active and passive rotors, *Soft Matter* **8**, 3002 (2012).
 - [25] N. Oppenheimer, D. B. Stein, M. Y. B. Zion, and M. J. Shelley, Hyperuniformity and phase enrichment in vortex and rotor assemblies, *Nature communications* **13**, 804 (2022).
 - [26] N. Oppenheimer, D. B. Stein, and M. J. Shelley, Rotating membrane inclusions crystallize through hydrodynamic and steric interactions, *Physical Review Letters* **123**, 148101 (2019).
 - [27] E. S. Bililign, F. Balboa Usabiaga, Y. A. Ganan, A. Poncet, V. Soni, S. Magkiriadou, M. J. Shelley, D. Bartolo, and W. Irvine, Motile dislocations knead odd crystals into whorls, *Nature Physics* **18**, 212 (2022).
 - [28] E. Climent, K. Yeo, M. R. Maxey, and G. E. Karniadakis, Dynamic self-assembly of spinning particles, *Journal of Fluids Engineering* **129**, 379 (2007).
 - [29] J. P. Steimel, J. L. Aragonés, H. Hu, N. Qureshi, and A. Alexander-Katz, Emergent ultra-long-range interactions between active particles in hybrid active-inactive systems, *Proceedings of the National Academy of Sciences* **113**, 4652 (2016).
 - [30] B. A. Grzybowski, H. A. Stone, and G. M. Whitesides, Dynamic self-assembly of magnetized, millimetre-sized objects rotating at a liquid-air interface, *Nature* **405**, 1033 (2000).
 - [31] Y. Goto and H. Tanaka, Purely hydrodynamic ordering of rotating disks at a finite reynolds number, *Nature Communications* **6**, 5994 (2015).
 - [32] Z. Shen and J. S. Lintuvuori, Hydrodynamic clustering and emergent phase separation of spherical spinners, *Physical Review Research* **2**, 013358 (2020).
 - [33] Z. Shen and J. S. Lintuvuori, Two-phase crystallization in a carpet of inertial spinners, *Physical Review Letters* **125**, 228002 (2020).
 - [34] K. Han, G. Kokot, O. Tovkach, A. Glatz, I. S. Aranson, and A. Snezhko, Emergence of self-organized multivortex states in flocks of active rollers, *Proceedings of the National Academy of Sciences* **117**, 9706 (2020).
 - [35] B. A. Grzybowski and G. M. Whitesides, Directed dynamic self-assembly of objects rotating on two parallel fluid interfaces, *The Journal of Chemical Physics* **116**, 8571 (2002).
 - [36] B. A. Grzybowski, X. Jiang, H. A. Stone, and G. M. Whitesides, Dynamic, self-assembled aggregates of magnetized, millimeter-sized objects rotating at the liquid-air interface: macroscopic, two-dimensional classical artificial atoms and molecules, *Physical Review E* **64**, 011603 (2001).
 - [37] S. Succi, *The lattice Boltzmann equation: for fluid dynamics and beyond* (Oxford university press, 2001).
 - [38] S. Chen and G. D. Doolen, Lattice boltzmann method for fluid flows, *Annual review of fluid mechanics* **30**, 329 (1998).
 - [39] kevinstratford, O. Henrich, jlintuvuori, dmarendu, qikaifzj, shanCHEN123, jurijsab, ludwig cf, and slevinskygra, ludwig-cf/ludwig: Ludwig 0.18.0 (2022).
 - [40] See Supplemental Material at xxx for additional Movies S1-S7 and Figure S1.
 - [41] A. J. C. Ladd, Numerical simulations of particulate suspensions via a discretized boltzmann equation. part 1. theoretical foundation, *J. Fluid Mech.* **271**, 285 (1994).
 - [42] A. J. C. Ladd, Numerical simulations of particulate suspensions via a discretized boltzmann equation. part 2. numerical results, *J. Fluid Mech.* **271**, 311 (1994).
 - [43] N.-Q. Nguyen and A. J. C. Ladd, Lubrication corrections for

- lattice-boltzmann simulations of particle suspensions, *Physical Review E* **66**, 046708 (2002).
- [44] V. Soni, E. S. Bililign, S. Magkiriadou, S. Sacanna, D. Bartolo, M. J. Shelley, and W. T. Irvine, The odd free surface flows of a colloidal chiral fluid, *Nature Physics* , 1188 (2019).
- [45] D. M. Lobmeyer and S. L. Biswal, Grain boundary dynamics driven by magnetically induced circulation at the void interface of 2d colloidal crystals, *Science Advances* **8**, eabn5715 (2022).
- [46] P. Saffman, The lift on a small sphere in a slow shear flow, *Journal of fluid mechanics* **22**, 385 (1965).
- [47] W. Bickley, Lxv. the secondary flow due to a sphere rotating in a viscous fluid, *The London, Edinburgh, and Dublin Philosophical Magazine and Journal of Science* **25**, 746 (1938).
- [48] J. Stenhammar, D. Marenduzzo, R. J. Allen, and M. E. Cates, Phase behaviour of active brownian particles: the role of dimensionality, *Soft matter* **10**, 1489 (2014).
- [49] X.-q. Shi, G. Fausti, H. Chaté, C. Nardini, and A. Solon, Self-organized critical coexistence phase in repulsive active particles, *Physical Review Letters* **125**, 168001 (2020).
- [50] C. B. Caporusso, P. Digregorio, D. Levis, L. F. Cugliandolo, and G. Gonnella, Motility-induced microphase and macrophase separation in a two-dimensional active brownian particle system, *Physical Review Letters* **125**, 178004 (2020).
- [51] Z. T. Liu, Y. Shi, Y. Zhao, H. Chaté, X.-q. Shi, and T. H. Zhang, Activity waves and freestanding vortices in populations of sub-critical quinke rollers, *Proceedings of the National Academy of Sciences* **118**, e2104724118 (2021).
- [52] B. Zhang, A. Sokolov, and A. Snezhko, Reconfigurable emergent patterns in active chiral fluids, *Nature Communications* **11**, 4401 (2020).