

Binary black hole mergers in nuclear star clusters: eccentricities, spins, masses, and the growth of massive seeds

Debatri Chattopadhyay,^{1,2*} Jakob Stegmann,^{1,3} Fabio Antonini,¹ Jordan Barber¹ and Isobel M. Romero-Shaw^{4,5}

¹Gravity Exploration Institute, School of Physics and Astronomy, Cardiff University, Cardiff, CF24 3AA, UK

²OzGrav: The ARC Center of Excellence for Gravitational Wave Discovery, Hawthorn, VIC 3122, Australia

³Max Planck Institute for Astrophysics, Karl-Schwarzschild-Straße 1, 85741 Garching b. München, Germany

⁴Department of Applied Mathematics and Theoretical Physics, Cambridge CB3 0WA, United Kingdom

⁵Kavli Institute for Cosmology Cambridge, Madingley Road Cambridge CB3 0HA, United Kingdom

Accepted XXX. Received YYY; in original form ZZZ

ABSTRACT

We investigate the formation of intermediate mass black holes (IMBHs) through hierarchical mergers of stellar origin black holes (BHs), as well as BH mergers formed dynamically in nuclear star clusters. Using a semi-analytical approach which incorporates probabilistic mass-function-dependent double BH (DBH) pairing, binary-single encounters, and a mass-ratio-dependent prescription for energy dissipation in hardening binaries, we find that IMBHs with masses of $O(10^2) - O(10^4) M_{\odot}$ can be formed solely through hierarchical mergers in timescales of a few 100 Myrs to a few Gyrs. Clusters with escape velocities $\geq 400 \text{ km s}^{-1}$ inevitably form high-mass IMBHs. The spin distribution of IMBHs with masses $\geq 10^3 M_{\odot}$ is strongly clustered at $\chi \sim 0.15$; while for lower masses, it is at $\chi \sim 0.7$. Eccentric mergers are more frequent for equal-mass binaries containing first- and/or second-generation BHs. Metal-rich, young, dense clusters can produce up to 20% of their DBH mergers with eccentricity ≥ 0.1 at 10 Hz, and $\sim 2 - 9\%$ of all in-cluster mergers can form at $> 10 \text{ Hz}$. Nuclear star clusters are therefore promising environments for the formation of highly-eccentric DBH mergers, detectable with current gravitational-wave detectors. Clusters of extreme mass ($\sim 10^8 M_{\odot}$) and density ($\sim 10^8 M_{\odot} \text{ pc}^{-3}$) can have about half of all of their DBH mergers with primary masses $\geq 100 M_{\odot}$. The fraction of in-cluster mergers increases rapidly with increasing cluster escape velocity, being nearly unity for $v_{\text{esc}} \geq 200 \text{ km s}^{-1}$. Cosmological merger rate of DBHs from nuclear clusters varies $\approx 0.01 - 1 \text{ Gpc}^{-3} \text{ yr}^{-1}$, where the large error bars come from uncertainties in the cluster initial conditions, number density distribution, and redshift evolution of nucleated galaxies.

Key words: keyword1 – keyword2 – keyword3

1 INTRODUCTION

Since the first direct observation of gravitational waves through the merger of two black holes (BHs) (Abbott et al. 2016), the LIGO-Virgo-KAGRA (LVK) gravitational-wave detector network has recorded about 85 DBH coalescence candidates (Abbott et al. 2021c,a). This ever-growing data-set of double BH (DBH) systems reveal that the observed BH mass spectrum ranges from $> 5 M_{\odot}$ to over $\approx 140 M_{\odot}$ (Abbott et al. 2021b), with a smooth transition between the stellar-mass BH range (tens of M_{\odot}) to the intermediate-mass BH (IMBH) range ($\sim 10^2 - 10^5 M_{\odot}$). Indeed, the gravitational-wave event GW190521, produced by the merger of a $\sim 85 M_{\odot}$ BH with a $\sim 66 M_{\odot}$ BH (Abbott et al. 2020), has been cited as the first observation of the formation of an IMBH.

The LVK observations of DBH mergers are conjectured to be originating via two main formation channels: isolated binary mergers in areas of relatively low stellar density such as fields of galaxies (Belczynski et al. 2007; Belczynski et al. 2016; Stevenson et al. 2017; Giacobbo & Mapelli 2018) and dynamically-driven DBH mergers

in dense stellar systems such as star clusters (Banerjee et al. 2010; Rodriguez et al. 2016a; Askar et al. 2017; Di Carlo et al. 2019; Chattopadhyay et al. 2022a). The observed BH mass, spin, and eccentricity distributions are expected to be affected by the host environment. For instance, due to tidal effects, isolated binaries are thought to have component spins that are aligned or nearly-aligned with the orbital angular momentum of the binary (Stevenson et al. 2017). Isolated binaries may also be more likely to have low spin amplitudes (e.g., Bavera et al. 2020). On the other hand, dynamical environments are predicted to produce a population of DBHs with an isotropic spin-tilt distribution due to frequent spin-tilt-randomising interactions with other bodies (Rodriguez et al. 2016b). Additionally, merger products that are retained in the dynamical environment and themselves undergo mergers should have higher dimensionless spin amplitudes $a \sim 0.7$ due to the conservation of angular momentum (Doctor et al. 2021). Dynamical encounters are also expected to lead to higher eccentricities in about 1 – 10% of the mergers (Wen 2003; Antonini et al. 2014; Samsing et al. 2018; Gondán et al. 2018; Rodriguez et al. 2018a), unlike efficiently-circularized mergers in isolated evolution (Peters 1964). Finally, it is unexpected that isolated stars formed at sub-solar metallicities evolve into BHs $\geq 40 M_{\odot}$ due to (pulsational

* E-mail: ChattopadhyayD@cardiff.ac.uk

pair instability supernova ((P)PISN), which results in massive stars $\gtrsim 120 M_{\odot}$ leaving no remnants (or lower-mass remnants in the case of PPISN, which leads to a peak in the BH mass distribution at $\lesssim 40 M_{\odot}$). All of the LVK observing runs have yielded detections of BHs above $> 40 M_{\odot}$, within the region often referred to as the (P)PISN mass-gap. Recently, evidence has been found for spin-induced precession in merging DBHs (Hannam et al. 2022), as well as eccentric coalescences in the LVK data, pointing towards the importance of investigating the dynamical origin of DBH mergers.

Over the past few years, in parallel to the gravitational wave observations, there have also been radio observations by the Event Horizon Telescope (EHT) of the supermassive ($\gtrsim 10^6 M_{\odot}$) BH (SMBH) at the centre of M87 (Akiyama et al. 2019), as well the SMBH Sagittarius A* (Akiyama et al. 2022) at the centre our own Milky Way. These detections reaffirm the long-standing question of the “missing link”: intermediate-mass black holes (IMBH), which can connect the stellar-mass BH observed in X-ray binaries (Tetarenko et al. 2016; Generozov et al. 2018; Chakraborty et al. 2020; Charles et al. 2022) and gravitational-wave events to the SMBHs at the centres of galaxies. Gravitational-wave detections of BHs within the (P)PISN mass gap suggest that the LVK-observed population contains BHs produced via a formation channel that subverts the mass restrictions of isolated evolution. As such, the beginning point of an investigation into the location and formation of IMBHs can start from the study of hierarchical mergers of stellar-origin BHs in star clusters.

The idea that a DBH merger product can subsequently keep merging with other BHs or other BH merger products require the remnant to be subjected to small (less than the cluster escape velocity) recoil kicks, in order to be retained in the cluster. Within the star cluster population, young open clusters of mass $< 10^4 M_{\odot}$ and ordinary globular clusters (up to $10^6 M_{\odot}$) have low escape velocities of $O(1-2)\text{km s}^{-1}$. Very massive globular clusters and nuclear star clusters with a mass range of $> 10^6 - 10^9 M_{\odot}$ and density range of $10^5 - 10^8 M_{\odot} \text{pc}^{-3}$, however, have a higher likelihood of retaining subsequent generations of DBH merger remnants, leading to significant mass growth (Antonini & Rasio 2016; Antonini et al. 2019; Fragione & Silk 2020).

The modelling of such massive clusters with direct N -body or even Monte-Carlo simulations is extremely computationally expensive. Although there have been some recent trials of developing more efficient codes and utilising GPUs for this purpose (Wang et al. 2016; Kamlah et al. 2022, e.g.), most simulations require significant computational time and supercomputing facilities to produce a statistically significant dataset. No simulations are yet sufficiently efficient to handle $\gtrsim 10^7$ bodies with detailed stellar evolution. Using a semi-analytical approach to the problem can solve most of these issues, providing a flexible, user-friendly alternative that is much faster and can assist in understanding the internal dynamics of large- N systems. Basing on the works of Hénon (1972) and Breen & Heggie (2013) showing the macroscopic cluster properties to be insensitive to the details of their microscopic structure, we use the updated semi-analytical code cBHBd (Antonini & Gieles 2020b; Antonini et al. 2022) to model massive clusters and study their DBH mergers.

In this work, we particularly focus on nuclear star clusters. These are found at the centre of most sufficiently well resolved low and intermediate-mass galaxies (Böker et al. 2004; Côté et al. 2006), including the Milky Way (Schödel et al. 2007). They are the densest and most massive star clusters observed in the local universe, and are often found to host a SMBH at their centre (e.g., Georgiev et al. 2016; Neumayer et al. 2020). That nuclear star clusters might be the precursors of massive black holes in galaxy nuclei and that their might

be a link between the two types of central objects has been suggested before (e.g., Neumayer & Walcher 2012). Here, we consider whether a massive seed might be produced at the centre of a cluster through hierarchical mergers of BHs. The key questions that we address are:

- (i) Can we create IMBHs and SMBHs through hierarchical mergers in nuclear and massive globular clusters?
- (ii) How do the host cluster properties affect its hierarchical mergers and hence the IMBH masses?
- (iii) What are the mass, spin, and eccentricity signatures of the mergers in such massive clusters, and are they detectable by present and future gravitational wave detectors?

We discuss our methods and models in Sec. 2. Our results are described in Sec. 3. Sec. 4 describes our rate calculation, and, finally, Sec. 5 sums up.

Throughout this work G and c refer to the gravitational constant and the speed of light, respectively.

2 METHODS

In our study we use the semi-analytical fast code cBHBd developed by Antonini & Gieles (2020b), with updated prescriptions for BH binary sampling and three-body encounters (Antonini et al. 2022). We have also adapted the mass sampling of binaries and triples, as is discussed further in this section.

Within cBHBd, we utilise Hénon’s principle (Hénon 1972) of steady state or balanced evolution, after the initial evolution of the star cluster. During this state of equilibrium, the energy per unit relaxation time created at the cluster core (by BH binaries, for a BH-rich cluster) is a constant fraction of the net energy of the cluster. This links the host cluster’s properties to its core binary (in our case, BH) population (Breen & Heggie 2013).

We sample the initial BH mass distribution by evolving the zero-age-main-sequence (ZAMS) stars following a Kroupa (2001) initial mass function (with the maximum ZAMS mass being $150 M_{\odot}$), using the single stellar evolution prescriptions given by Hurley et al. (2000) with metallicity-dependent wind mass loss updates of Vink et al. (2001). The post-stellar evolution BH mass distribution is accounted for by computing the ejection of BHs due to natal kicks (Hobbs et al. 2005).

In cBHBd, after cluster core collapse (which occurs on the order of the initial half-mass relaxation time of the cluster, scaled by NBODY models; Antonini et al. 2019; Antonini & Gieles 2020b), balanced evolution is assumed. It is also assumed that there is only one DBH present at any given time in the cluster, producing the required energy at the cluster-core. This assumption is in agreement with theoretical expectations for the massive clusters we consider (Heggie & Hut 1993). The DBH is evolved through single BH encounters, which might result in the merger of the binary and/or its ejection and/or ejection of the single BH.

BHs are paired following the power-law probability distribution as described in Antonini et al. (2022), with $p(m_1) \propto m_1^{\alpha_1}$ and $p(q) \propto q^{\alpha_2}$, where $q = m_2/m_1$ (with $m_1 > m_2$, such that $q \leq 1$) and $\alpha_1 = 8 + 2\alpha$, $\alpha_2 = 3.5 + \alpha$. Here, α is the power law index of the BH initial mass function. In reality, α should be a function of time as the BH mass function evolves through ejections and mergers. For simplicity and computational convenience, however, we fix it to its initial value¹. Each binary is then encountered by a third body of mass

¹ We have made a few tests where α was updated at each timestep and the results were similar to those with a fixed α

m_3 , drawn again from a power-law probability distribution $p(m_3) \propto m_3^{\alpha_3}$, with $\alpha_3 = 0.5 + \alpha$. The exponent factor α is obtained through fits from the initial BH mass distribution after natal kicks (described in details in Antonini et al. 2022). Since the initial BH mass spectrum is a strong function of metallicity, we extrapolate a polynomial fit for α in metallicity (Z) as

$$\alpha = c_8 Z^8 + c_7 Z^7 + c_6 Z^6 + c_5 Z^5 + c_4 Z^4 + c_3 Z^3 + c_2 Z^2 + c_1 Z + c_0$$

where, $c_8 = 8.5317 \times 10^{16}$, $c_7 = 7.1772 \times 10^{15}$, $c_6 = 2.3818 \times 10^{14}$, $c_5 = 3.9582 \times 10^{12}$, $c_4 = 3.4364 \times 10^{10}$, $c_3 = 1.4564 \times 10^8$, $c_2 = 2.2885 \times 10^5$, $c_1 = 5.4322 \times 10^1$ and $c_0 = 0.1954$.

The semi-major axis of the binary $a \sim G\mu/\sigma^2$ is assumed to be initially in the hard-soft limit, where $\mu = m_1 m_2 / (m_1 + m_2)$ is the reduced mass and the eccentricity e for each of the 20 resonant binary-single interaction is sampled from the thermal distribution (Samsing 2018).² If $\sqrt{1 - e^2} < (2G(m_1 + m_2)/ac^2)^{15/4}$, there is a gravitational-wave capture merger.

For a hard DBH, the amount of energy lost (ΔE) from the binary due to an encounter with a single BH is usually assumed to be 20% of the initial binding energy (E) of the binary (Heggie & Hut 2003; Binney & Tremaine 2008). This is true for equal mass systems i.e. $m_1 = m_2 = m_3$, averaged over all values of impact parameter. While this assumption is valid for most cases, inaccuracies may arise when the perturber m_3 is several order of magnitude smaller than the binary. As such, both simulation (Hills & Fullerton 1980) and analytical calculation (Quinlan 1996) have shown that $\Delta E/E \propto m_3/m_1$. Thus, for some of our models, we propose the functional form

$$\Delta E/E = 0.4 \frac{q_3}{(1 - q_3)}, \quad (1)$$

where $q_3 = m_3/(m_1 + m_2 + m_3)$. Eq. (1) is normalized such that $\Delta E/E$ reaches 0.2, when $q_3 = 1/3$. When $m_1 = m_2$ and $m_1 \gg m_3$, $\Delta E/E \approx 0.2m_3/m_1$, which is smaller than predicted by Hills & Fullerton (1980) since that work only considered encounters with zero impact parameter. The semi-major axis ‘ a ’ of the binary becomes ϵ ($a\epsilon \leq 0.2$) after each binary-single interaction, as the single gains $(1 - \epsilon)$ of the binding energy of the binary.

Through a binary-single resonant encounter, the DBH can merge (following Peters 1964) and/or get ejected, or the merger remnant can be retained in the cluster, further merging with other BHs. The low-mass single perturber BH may also get ejected (Eqs. 3 and 4 of Antonini et al. 2022). The calculation then progresses to the next BH binary. The computational efficiency of the code is achieved by evolving the bulk properties of the cluster (mass, half-mass density, relaxation time etc.) independently, taking the mass loss through stellar evolution and BH ejections into account (described in details in Antonini & Gieles 2020b and Antonini & Gieles 2020a).

cBHBd does not account for binary-binary or higher-order chaotic encounters and assumes for only one DBH binary at a given time in the cluster. The presence of many-body encounters and several concurrent DBHs has been demonstrated in detailed N-body codes like NBODY6 (Banerjee 2018; Chattopadhyay et al. 2022a) and MOCCA (Kamlah et al. 2022; Hong et al. 2020). However, these simulations refer to clusters with low masses, typically $\lesssim 10^5 M_\odot$. For the very massive clusters we consider here, higher-order interactions are expected to be strongly suppressed (Pina and Gieles in-prep.).

² The average number of intermediate states for binary-single encounters is determined to be ≈ 20 by Samsing (2018), although individually, it is dependent on the target binary initial separation and initial energy state of the single, which is ignored in our case.

2.1 Models

The set of 34 models (each run 100 times with different random seeds to account for statistical fluctuations) used for this project is tabulated in Table 1 and is described as follows.

2.1.1 Fiducial

The base model Fiducial has an initial mass and half mass density of $2 \times 10^7 M_\odot$ and $10^7 M_\odot \text{pc}^{-3}$ respectively. The only form of mass loss in this model (apart from BH ejections due to merger or binary-single recoils) is assumed to be due to stellar evolution (Hurley et al. 2000; Antonini & Gieles 2020b) i.e. mass loss due to stellar winds and supernovae (Lucy & Solomon 1970), and natal kicks (Lipunov et al. 1997). These parameters of the Fiducial model are chosen, such that after a Hubble Time, the cluster mass and density roughly aligns with that of the Milky-way nuclear cluster (Schödel et al. 2009, 2020). The Fiducial model metallicity is $Z = 1.5 \times 10^{-4}$, the ‘‘rapid’’ supernova prescription is used for core-mass to BH-mass mapping (Fryer et al. 2012) and the BH natal kick is drawn from a Maxwellian distribution with $\sigma_{\text{Maxw}} = 265 \text{ km s}^{-1}$ (Hobbs et al. 2005) scaled by fallback mass (Janka 2013). The initial BH spin is assumed to be zero. The BH binaries and binary-singles are paired according to the metallicity-dependant α prescription described in Sec. 2. The amount of energy lost per binary-single encounter is assumed to be a function of the masses of the third-body perturber and the binary total mass, such that $\Delta E/E = f(q_3)$, as given by equation (1).

2.1.2 Other model variations

All other models have one or two specifications changed from the Fiducial model. Model variations are shown in Table 1. Different cluster initial masses and densities are explored with model serial numbers 2–11. The naming of each model reflects these changes. For example, model M8D8 has an initial mass and density of $10^8 M_\odot$ and $10^8 M_\odot \text{pc}^{-3}$ respectively, while M6D5 has an initial mass of $10^6 M_\odot$ and an initial density of $10^5 M_\odot \text{pc}^{-3}$. Models Z_10 and Z_100 have metallicities $10\times$ and $100\times$ that of Fiducial. Model SN_D uses the ‘‘delayed’’ supernova prescription, instead of Fiducial model’s ‘‘rapid’’ prescription (Fryer et al. 2012).³ In the ‘‘Sd’’ models with serial numbers 15–18, we included in the cluster model a BH that is not produced through stellar evolution and with a mass which is above the mass limit imposed by pulsational pair instabilities. These seeds can be considered as primordial BHs; however, we note that there is tremendous uncertainty in the existence of primordial BHs, their expected mass range, and the actual process of their seeding star clusters or early galaxies (Dolgov & Postnov 2017; Yuan et al. 2023). Model MI_ev has added cluster mass loss due to cluster evaporation in addition to the standard mass loss via stellar evolution and BH ejections (see Fig. 1 and Section II.B in Antonini & Gieles (2020a)). Mass loss due to stellar evolution is neglected in models MI_0 and MI_0M7D5.

BH birth with no natal kick is explored in the ‘‘Vk_0’’ models (serial numbers 22–25). We deviate from the BH binary and triple mass selection assumption in model ‘‘Ord_BH’’, where the two most massive BHs are selected to be in a binary, followed by the third most massive one making the triple perturber. The assumption of non-spinning initial BHs is varied in the ‘‘Sp’’ models (serial numbers

³ Z_100 has similar order-of-magnitude metallicity as the Sun (Asplund et al. 2009).

Sl.	Model	Mass $M_{\text{cl},i}$ (M_{\odot})	Density $\rho_{\text{h},i}$ ($M_{\odot} \text{pc}^{-3}$)	Metallicity Z	SN prescription	BH seed	Mass Loss	Natal kick σ_{Maxw} (km s^{-1})	BH spin $\chi_{1,2}$	BH pairing	Delta E $\Delta E/E$
1.	Fiducial	2×10^7	10^7	1.5×10^{-4}	rapid	0	stellar	265	0;0	alpha	$f(q_3)$
2.	M8D8	10^8	10^8	1.5×10^{-4}	rapid	0	stellar	265	0;0	alpha	$f(q_3)$
3.	M8D7	10^8	10^7	1.5×10^{-4}	rapid	0	stellar	265	0;0	alpha	$f(q_3)$
4.	M7D8	10^7	10^8	1.5×10^{-4}	rapid	0	stellar	265	0;0	alpha	$f(q_3)$
5.	M7D7	10^7	10^7	1.5×10^{-4}	rapid	0	stellar	265	0;0	alpha	$f(q_3)$
6.	M7D6	10^7	10^6	1.5×10^{-4}	rapid	0	stellar	265	0;0	alpha	$f(q_3)$
7.	M7D5	10^7	10^5	1.5×10^{-4}	rapid	0	stellar	265	0;0	alpha	$f(q_3)$
8.	M6D8	10^6	10^8	1.5×10^{-4}	rapid	0	stellar	265	0;0	alpha	$f(q_3)$
9.	M6D7	10^6	10^7	1.5×10^{-4}	rapid	0	stellar	265	0;0	alpha	$f(q_3)$
10.	M6D6	10^6	10^6	1.5×10^{-4}	rapid	0	stellar	265	0;0	alpha	$f(q_3)$
11.	M6D5	10^6	10^5	1.5×10^{-4}	rapid	0	stellar	265	0;0	alpha	$f(q_3)$
12.	Z_10	2×10^7	10^7	1.5×10^{-3}	rapid	0	stellar	265	0;0	alpha	$f(q_3)$
13.	Z_100	2×10^7	10^7	1.5×10^{-2}	rapid	0	stellar	265	0;0	alpha	$f(q_3)$
14.	SN_D	2×10^7	10^7	1.5×10^{-4}	delay	0	stellar	265	0;0	alpha	$f(q_3)$
15.	Sd_50	2×10^7	10^7	1.5×10^{-4}	rapid	50	stellar	265	0;0	alpha	$f(q_3)$
16.	Sd_100	2×10^7	10^7	1.5×10^{-4}	rapid	100	stellar	265	0;0	alpha	$f(q_3)$
17.	Sd_150	2×10^7	10^7	1.5×10^{-4}	rapid	150	stellar	265	0;0	alpha	$f(q_3)$
18.	Sd_200	2×10^7	10^7	1.5×10^{-4}	rapid	200	stellar	265	0;0	alpha	$f(q_3)$
19.	MI_ev	2×10^7	10^7	1.5×10^{-4}	rapid	0	stellar, evaporation	265	0;0	alpha	$f(q_3)$
20.	MI_0	2×10^7	10^7	1.5×10^{-4}	rapid	0	0	265	0;0	alpha	$f(q_3)$
21.	MI_0M7D5	10^7	10^5	1.5×10^{-4}	rapid	0	0	265	0;0	alpha	$f(q_3)$
22.	Vk_0	2×10^7	10^7	1.5×10^{-4}	rapid	0	stellar	0	0;0	alpha	$f(q_3)$
23.	Vk_0M7D7	10^7	10^7	1.5×10^{-4}	rapid	0	stellar	0	0;0	alpha	$f(q_3)$
24.	Vk_0M7D5	10^7	10^5	1.5×10^{-4}	rapid	0	stellar	0	0;0	alpha	$f(q_3)$
25.	Vk_0Z_100	2×10^7	10^7	1.5×10^{-2}	rapid	0	stellar	0	0;0	alpha	$f(q_3)$
26.	Sp_01	2×10^7	10^7	1.5×10^{-4}	rapid	0	stellar	265	0;1	alpha	$f(q_3)$
27.	Sp_33	2×10^7	10^7	1.5×10^{-4}	rapid	0	stellar	265	0.3;0.3	alpha	$f(q_3)$
28.	Sp_11	2×10^7	10^7	1.5×10^{-4}	rapid	0	stellar	265	1;1	alpha	$f(q_3)$
29.	Sp_LVK	2×10^7	10^7	1.5×10^{-4}	rapid	0	stellar	265	LVK	alpha	$f(q_3)$
30.	Ord_BH	2×10^7	10^7	1.5×10^{-4}	rapid	0	stellar	265	0;0	ordered	0.2
31.	DE	2×10^7	10^7	1.5×10^{-4}	rapid	0	stellar	265	0;0	alpha	0.2
32.	DEM7D7	10^7	10^7	1.5×10^{-4}	rapid	0	stellar	265	0;0	alpha	0.2
33.	DEM7D5	10^7	10^5	1.5×10^{-4}	rapid	0	stellar	265	0;0	alpha	0.2
34.	DEZ_100	2×10^7	10^7	1.5×10^{-2}	rapid	0	stellar	265	0;0	alpha	0.2

Table 1. Initialization of the 34 models used in this study as detailed in section 2.1.

26–29), where the initial BH spin has different values. In one model we sample the initial BH spins from the distribution inferred from the GW data, i.e. Fig. 15 of [Abbott et al. \(2021b\)](#). The model group “DE” (serial numbers 31–34) changes the assumption of the mass-ratio dependent functional form of $\Delta E/E$, and replaces it by a constant value of $\Delta E/E = 0.2$ ([Heggie & Hut 2003](#); [Binney & Tremaine 2008](#)). The maximum integration time of the models is taken to be 13.5 Gyr, approximately a Hubble Time (e.g., [Valcin et al. 2021](#)).

3 RESULTS

Specifically keeping the three primary questions of Sec. 1 in mind, we discuss the results obtained from our models some of which are summarised in Table 2. We divide this Section into three parts, depending on the location and mass of the DBH mergers that we discuss: (i) In-situ (in-cluster) mergers, (ii) Mass and spin evolution of IMBHs, and (iii) Ex-situ (ejected) mergers.

3.1 In-situ mergers

In this Section, we discuss DBH mergers that occur inside the cluster. High cluster escape velocity plays a key role in retaining these DBHs, protecting them from ejection due to natal or recoil kicks. In fact, we shall see that almost all the DBH mergers formed in our models are in-cluster mergers. We split the discussion of the properties of the in-situ mergers in our cluster models by their masses, spins and eccentricities.

3.1.1 Mass

The evolution of the DBHs that merge in our cluster model Fiducial, DE and Ord_BH is represented in Fig. 1. For models Fiducial and DE, in the first few hundred million years, there are a couple of BH primaries of $\sim 100 - 300 M_{\odot}$ that compete until one emerges as the most massive IMBH and continues to grow in mass, following a near-logarithmic growth curve at later times. This near-logarithmic growth is due to the secular expansion of the cluster, which causes the energy generation rate by the binary to decrease and a significant drop in the DBH merger rate.

Since there is only one binary in the cluster at any one time and the most massive BH tends to pair with the second-most massive BH, as

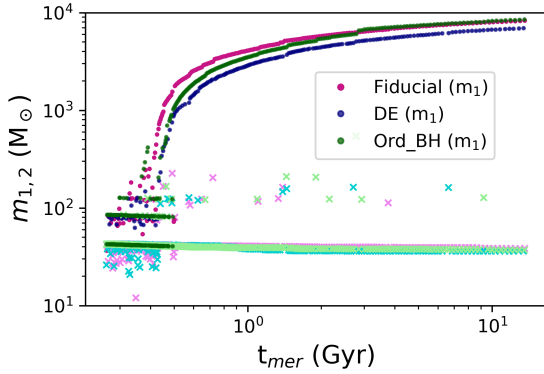


Figure 1. The BH masses of the in-cluster DBH mergers in models Fiducial (in magenta and light pink), DE (in navy and light blue) and Ord_BH (in dark green and light green). The dots of darker colours indicate the primary masses (m_1), while the secondary BHs (m_2) are depicted in the corresponding lighter shades of crosses.

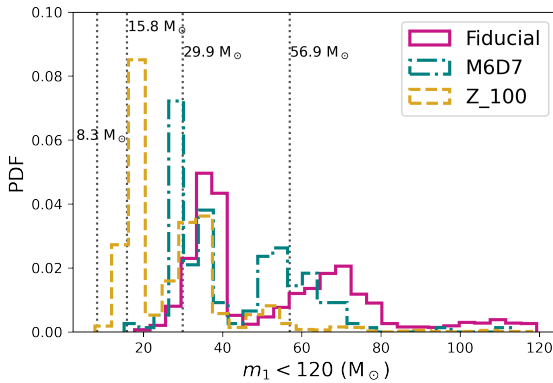


Figure 2. The primary BH mass spectrum ($< 120 M_\odot$) of the DBH mergers, showing structures for different merger generations shown through probability density function (PDF). The cluster escape velocity (M6D7 having a lower escape velocity than Fiducial) and initial BH mass distribution (via cluster metallicity—Z_100 has a metallicity $O(2)$ greater than Fiducial) determine the location of the apparent peaks in the distribution. The grey dashed lines are plotted in accordance with Tiwari & Fairhurst (Fig. 5., 2021).

long as the merger remnant is retained in the cluster the formation of higher-generation BHs is suppressed. Hence, in the model Ord_BH, there can only be one $> 100 M_\odot$ BH at a time. A new $> 100 M_\odot$ BH, which eventually becomes the most massive IMBH of the model, is only produced after a $\approx 400 M_\odot$ BH is ejected at ≈ 350 Myrs.

It is possible to identify the primaries in the first, second, third, and fourth DBH merger generations from the strata seen in Fig. 1. At the fourth generation, the most massive IMBH starts to completely dominate in-situ mergers. Recent studies have found multiple structures in the inferred BH mass spectrum (Tiwari & Fairhurst 2021). While their cause remains unknown, different BH generations of in-cluster mergers in massive clusters could produce such features. We compare Fig. 5 of Tiwari & Fairhurst (2021) to our Fig. 2, illustrating that a combination of clusters with different escape velocities and metallicities (as well as isolated BH merger pathways, especially for the lower-mass end of the spectrum) can potentially help to explain some of the features in the mass distribution.

The merging DBH mass spectrum from massive clusters in which

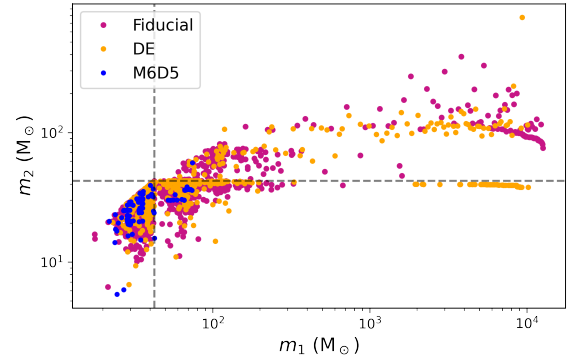


Figure 3. The correlation of primary (m_1) and secondary masses (m_2) of in-cluster DBH mergers. The dashed lines show the BH maximum mass obtained from our stellar evolution model SSE, (Hurley et al. 2000).

IMBHs form is remarkably different to that from young, open clusters. In open clusters, lower escape velocities ensure the ejection of the massive remnants formed from a DBH merger, while lower-mass first-generation BHs can still participate in dynamical mergers inside the cluster. This means that massive clusters such as nuclear and (the most massive) globular clusters are a much more probable formation environment for hierarchical mergers, and therefore for IMBH growth, than open clusters.

As Fig. 2 demonstrates, the low-mass cluster M6D7 has more low-mass BH primaries participating in DBH mergers than in the Fiducial model. For low escape velocity clusters (especially in metal-rich environments), less massive DBH mergers take precedence; thus, small and high-metallicity clusters are more probable environments for low-mass ($\leq 15 M_\odot$) DBH mergers (Abbott et al. 2021b). Due to their high mass and density, clusters with a high escape velocity such as Fiducial form a massive IMBH at ease that hegemonizes the BH merger demographics, suppressing lower-mass mergers.

We emphasise that both BH primaries and secondaries can be merger remnants of previous generations that were retained in the cluster. In Fig. 3, we show the primary and secondary masses ($m_{1,2}$) of all mergers in the Fiducial, DE and M6D5 models. The presence of high-generation mergers in both m_1 and m_2 is clear from the build-up of BH masses above the maximum BH mass set within SSE ($\sim 40 M_\odot$; Hurley et al. 2000); this build-up is more prevalent in the Fiducial and DE models than in the M6DE model. The dominance of the IMBH in the in-cluster mergers is also illustrated by the plateau in secondary masses as the primary masses continue to rise.

3.1.2 Spin

The initial spin distribution affects the post-merger remnant spins (χ_{rem}) to a small extent. While χ_{rem} depends on the pre-merger component spins $\chi_{1,2}$, it is also a function of the mass ratio $q = m_2/m_1$ of the merger. If the symmetric mass ratio is $\eta = q/(1+q)^2$, the two component BH vector spins are $\vec{\chi}_{1,2}$ and the angular momentum vector is \vec{j} , then the vector form of remnant spin (details in Lousto et al. 2010 and Lousto & Zlochower 2009) is given by

$$\vec{\chi}_{\text{rem}} = \min(1., \vec{\chi}_t + \frac{q}{(1+q)^2} l \vec{j}) \quad (2)$$

where,

$$l = 2\sqrt{3} + t_2\eta + t_3\eta^2 + s_4 \frac{(1+q)^4}{(1+q^2)^2} |\vec{\chi}_t|^2 + \frac{(s_5\eta + t_0 + 2)(1+q)^2}{(1+q^2)} \chi_p,$$

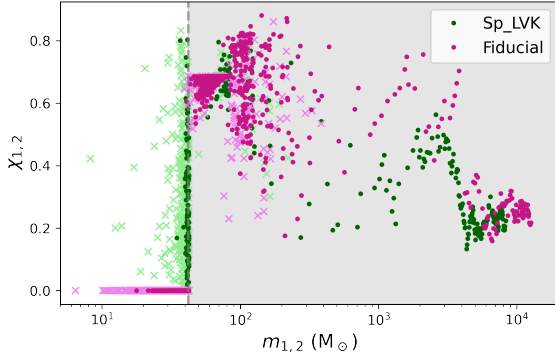


Figure 4. Component spins $\chi_{1,2}$ with respect to component masses $m_{1,2}$ of the DBH mergers in models Fiducial (magenta and light pink) and Sp_LVK (dark green and light green). The dark-coloured dots and light-coloured crosses identify the primary and secondary of the binaries, respectively. The left-hand region with the white background signifies the initial distribution (hence first-generation BH) and the right-hand shaded region encompasses the mass range that can only be accessed via hierarchical mergers.

(3)

and

$$\vec{\chi}_t = \frac{(q^2 \vec{\chi}_2 + \vec{\chi}_1)}{(1+q)^2}. \quad (4)$$

The parallel component of $\vec{\chi}_t$ is $\chi_p = \vec{\chi}_t \cdot \vec{j}$ and the numerical constants are $t_0 = -2.8904$, $t_2 = -3.51712$, $t_3 = 2.5763$, $s_4 = -0.1229$ and $s_5 = 0.4537$.

Because of the conservation of angular momentum during a merger, all models produce merger remnants with spins clustered around $\chi_{\text{rem}} \sim 0.7$. For example, we can compare the Fiducial and Sp_LVK models, where the former has initially non-spinning BHs and the latter has an initial BH spin distribution consistent with that observed in gravitational-wave events. After just the first generation of stellar-mass mergers ($\lesssim 100 M_\odot$), the remnant spin is already clustered around 0.7. Consequently, higher-generational mergers end up with similar $\chi_{1,2}$ in both models (Fig. 4). The Fiducial model only shows a few lower χ_{rem} measurements compared to the Sp_LVK model, even though the initial distribution of $\chi_{1,2}$ is very different between the two models.

Fig. 4 shows χ_{rem} as a function of m_1 and q . As m_1 increases and q decreases, the spin of the IMBH goes down. This feature is present in all our models; e.g., the Sp_LVK with its first generational rotating BHs shows hardly any difference in the final IMBH spin compared to Fiducial. The reason why the IMBH spin goes down is because it grows by merging with smaller BHs coming from random directions. After many mergers, the angular momentum \vec{j} of Equation 2, averages out, leading to a net decrease in χ_{rem} .

Hence, χ_{rem} reduces (≈ 0.15) with increasing primary mass, as illustrated in the upper panel of Fig. 5. The effect of q on χ_{rem} is further illustrated in the lower panel of Fig. 5, showing more symmetric masses indeed produce more rapidly-spinning remnants. In model M7D5, where the IMBHs are of low masses $\lesssim 200 M_\odot$ and never reach $> 500 M_\odot$, the χ_{rem} distribution extends to higher values, as the mass ratio remains confined to relatively high values, within the range 0.1 – 1. In contrast, the massive $\sim 10^4 M_\odot$ IMBH in the Fiducial model produces mass ratios as low as 0.001, resulting in lower $\chi_{\text{rem}} = 0.13$. The result is a double-peaked distribution of χ_{rem} . IMBH remnants with masses $\lesssim 10^3 M_\odot$ have spins clustered

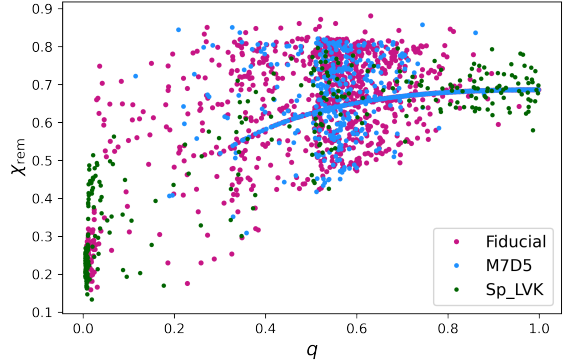
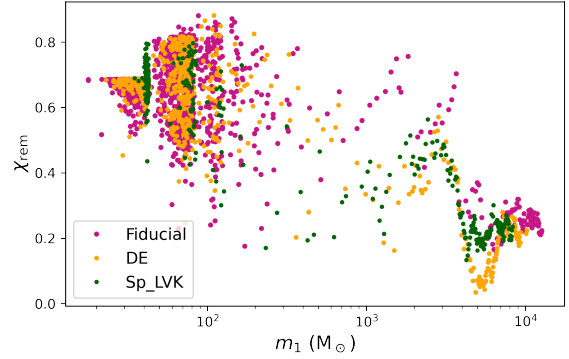


Figure 5. The distribution of remnant spin χ_{rem} with respect to the primary mass m_1 (upper panel) and mass ratio q (lower panel). The continuous line in the middle of the lower plot for model M7D5 is the hierarchical merger of the same IMBH. For models Fiducial and Sp_LVK, IMBH formed are one-to-two orders-of-magnitude more massive (than M7D5), making their mergers with stellar-mass BH have very small values of q .

near $\chi_{\text{rem}} = 0.7$, while the largest IMBHs formed in our models have $\chi_{\text{rem}} \approx 0.15$ (see Table 2).

3.1.3 Eccentricity

While most DBHs formed in clusters are circularized by the time they merge, a small fraction of them will still have a significant eccentricity ($e > 0.1$) when they reach the frequency band of current detectors (e.g., Antonini et al. 2014; Samsing 2018; Rodriguez et al. 2018b,c). It has been argued that eccentric mergers are the most robust signature of DBH formation via the dynamical channel, and that a sub-population of eccentric binaries could help to resolve the branching fraction between isolated and dynamical DBH formation channels (e.g., Lower et al. 2018; Romero-Shaw et al. 2021; Zevin et al. 2021; Romero-Shaw et al. 2022b; Dall’Amico et al. 2023).

Samsing (2018) (see Fig. 2) shows that while binary-single hardening can potentially harden a binary to ejection before it merges or to merge within the cluster, inclusion of 2.5PN terms in the orbital evolution can also lead to gravitation-wave capture during the binary-single resonant encounter. Eq. 2 of Antonini et al. (2022), which states the condition of a gravitational-wave capture, can be rewritten as

$$\sqrt{1-e^2} < h \left(\frac{2Gm_1(1+q)}{c^2 a} \right)^{5/14}, \quad (5)$$

where e , m_1 , q and a are the BH binary eccentricity, primary mass, mass ratio, separation respectively, while h is a normalisation con-

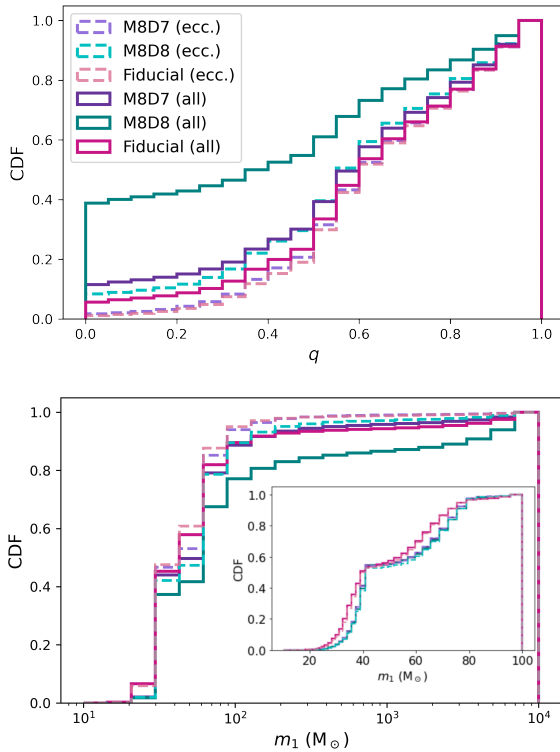


Figure 6. Cumulative density functions (CDFs) of eccentric mergers (dashed-line histograms) to all (both in-situ) DBH mergers (solid-line histograms) across mass ratio q (top panel) and primary mass m_1 (bottom panel). Three different models are compared. The labels are identical for the two plots. The lower panel also shows the zoomed-in CDF of m_1 for primary masses $\leq 100 M_\odot$.

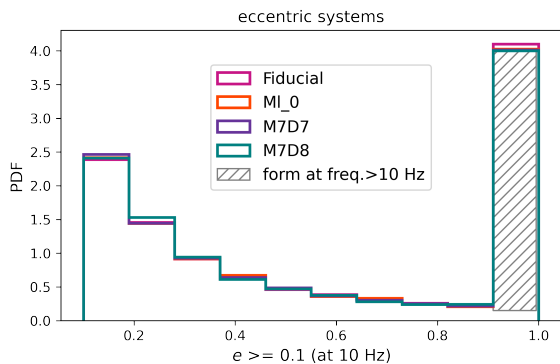


Figure 7. Eccentricity distribution of eccentric mergers with $e \geq 0.1$ at a gravitational-wave frequency of 10 Hz (calculated using Equation 6) for four different models. Binaries that become bound with gravitational-wave frequency ≥ 10 Hz are represented in the shaded region. Typically, eccentric binaries form at lower (< 10 Hz) frequencies with higher eccentricities and evolve to lower eccentricity at < 10 Hz, unless they form in the LVK band.

stant of the order of unity. By this condition, higher e , m_1 , q and smaller a ensure gravitational-wave capture.

The peak frequency f of a DBH of total mass M , orbital separation a and eccentricity e is calculated by Wen (2003) as

$$f = \frac{1}{\pi} \sqrt{\frac{GM}{a^3}} \frac{(1+e)^{1.1954}}{(1-e^2)^{1.5}}. \quad (6)$$

We define a BH binary merger to be eccentric if, at a gravitational-wave frequency of 10 Hz (corresponding roughly to the low-frequency limit of the LVK band), $e \geq 0.1$. All eccentric mergers are expected to be in-situ mergers, as ex-situ systems that are ejected from the influence of dynamical activity have larger time delays and circularize by the time they merge (e.g., Chattopadhyay et al. 2022a). We find that about 17% of all mergers in the Fiducial model are eccentric, and about one-third of these mergers become bound within the LVK band. This sub-group of eccentric binaries that form at a frequencies ≥ 10 Hz, will be called “high-frequency mergers” from here onward. All of the high-frequency mergers and about 90 – 95% of the eccentric mergers are gravitational-wave captures.

Younger clusters also provide lower-mass BHs and, when no IMBH is present to dominate the cluster dynamics, eccentric mergers become commonplace between nearly-equal-mass BHs. The top panel of Fig. 6 shows the mass ratio q distribution of the eccentric versus all mergers (marked “all” in the figure), illustrating that indeed eccentric mergers occur preferentially in more equal mass systems. Since a lower value for both m_1 and m_2 is preferred in captures, low mass primaries are more frequent in eccentric mergers than IMBHs. The lower panel of Fig. 6 demonstrates the trend for eccentric mergers to have less massive m_1 . In the inset plot, we compare the distribution for masses $\leq 100 M_\odot$; there is barely any difference between the distributions for eccentric DBH mergers and the total population of DBH mergers, demonstrating that the difference arises due to circularised mergers involving the IMBH. The e distribution at a gravitational-wave frequency of 10 Hz for eccentric binaries, together with the high-frequency mergers, is shown in Fig. 7, illustrating that the eccentricity distribution itself is nearly indistinguishable from model-to-model.

Eccentric DBHs are also expected to have shorter time delays between formation and merger, as a consequence of (i) gravitational-wave captures occurring early in the cluster’s life when the velocity dispersion σ is large, causing the hard-soft binary separation limit (and hence the semi-major axes of the merging DBHs) a to be small ($a \propto 1/\sigma^2$); and (ii) high e , significantly reducing the merger time of DBHs (Peters 1964). In practice, robustly measuring the eccentricity of systems that form outside the LVK band but still retain $e \geq 0.1$ at detection is challenging; this is largely due to a lack of waveform models containing the effects of both orbital eccentricity and spin-induced orbital precession, which can lead to confusion between these two parameters (Romero-Shaw et al. 2020), especially when only a few orbital cycles are visible in-band (Romero-Shaw et al. 2023). Very high- e systems that form inside the LVK band will produce gravitational-wave bursts, which are more likely to be visible in unmodelled burst searches than with pipelines that search based on templates of circularised compact binary coalescences (Gondán et al. 2018; Loutrel 2020; Romero-Shaw et al. 2022a).

Since gravitational-wave captures are more likely to occur in near-symmetric mass DBHs frequenting young massive clusters, eccentric DBHs are naturally biased towards first and second generation mergers. Thus we would expect to see a correlation between spin and eccentricity. This correlation is illustrated in Fig. 8 where we show for each bin of χ_{rem} , the fraction of mergers that have an eccentricity $e > 0.1$ at 10 Hz (top panel). In the figure, $\mathcal{F}_{\text{ecc}}^X = N_{\text{tot}}/N_{\text{ecc}}$ with N_{tot} the total number of mergers in a given bin and N_{ecc} the corresponding number of eccentric mergers. This distribution shows that eccentric binaries are relatively more common in mergers that result in a remnant with a high spin $0.6 \lesssim \chi_{\text{rem}} \lesssim 0.9$. In this range of remnant spins, we expect that about 20% of the binaries are still eccentric within the 10 Hz frequency window.

The value of $\mathcal{F}_{\text{ecc}}^X$ varies from model to model, with densest clusters

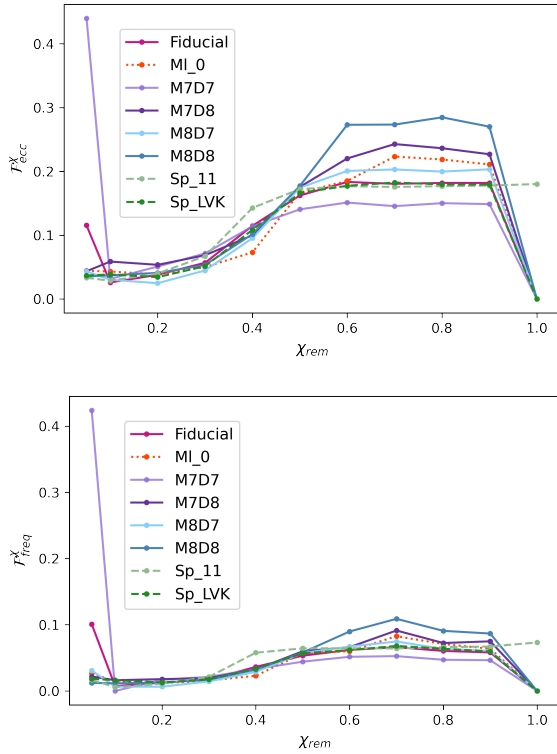


Figure 8. Fraction of eccentric binaries (top panel) and high-frequency mergers (bottom panel) as a function of remnant spins χ_{rem} . For each bin in χ_{rem} , $\mathcal{F}_{\text{ecc}}^{\chi}$ (or $\mathcal{F}_{\text{freq}}^{\chi}$) gives the fraction of DBH mergers in that bin with an eccentricity $e > 0.1$ at a frequency $> 10\text{ Hz}$ (or when the binary birth frequency is $> 10\text{ Hz}$). The distribution peaks around $\chi_{\text{rem}} \approx 0.6 - 0.9$, accounting for most eccentric mergers. An aggregate of 100 realisations per model is taken to improve over the otherwise small-number statistics influencing the distribution of $\mathcal{F}_{\text{ecc}}^{\chi}$ (and $\mathcal{F}_{\text{freq}}^{\chi}$). The very extreme ends of the distribution still suffer from small number statistics in some cases.

(M7D8, M8D8) and more massive clusters (M8D8, M8D7) producing more eccentric mergers, since dense and massive clusters have a higher v_{esc} and hence σ . Model MI_0, which has no mass-loss apart from BH ejections, remains denser and more massive than Fiducial and hence has a higher $\mathcal{F}_{\text{ecc}}^{\chi}$. The initial spin distribution appears to have no strong impact on $\mathcal{F}_{\text{ecc}}^{\chi}$; the distributions from models Sp_11 and Sp_LVK follow the distribution of the Fiducial model closely in Fig. 8. Indeed, the general nature of the $\mathcal{F}_{\text{ecc}}^{\chi}$ curve does not change, implying that irrespective of models, eccentric mergers are mainly first- or sometimes second-generation mergers.

The general eccentric merger fraction \mathcal{F}_{ecc} is tabulated in the penultimate column of Tab. 2, demonstrating that denser clusters have more eccentric mergers. Metallicity also appears to play a role in determining \mathcal{F}_{ecc} . Metal-rich model Z_100, in which nearly 20% of the DBH mergers are eccentric, has a narrower initial BH mass spectrum due to the increased metallicity; this increases the efficiency of eccentric DBH formation, since the condition of lower- and nearly-equal mass BH binaries is satisfied relatively easily and is aided by the delayed formation of IMBHs (this is similar to the upper limit of eccentric mergers that Antonini et al. 2016, finds; albeit for Lidov-Kozai mechanism in globular clusters). This implies that eccentric mergers are more frequent in the metal-rich dynamical environments of the local universe, opening exciting avenues for future runs of current ground-based detectors.

High-frequency mergers—those binaries that form with

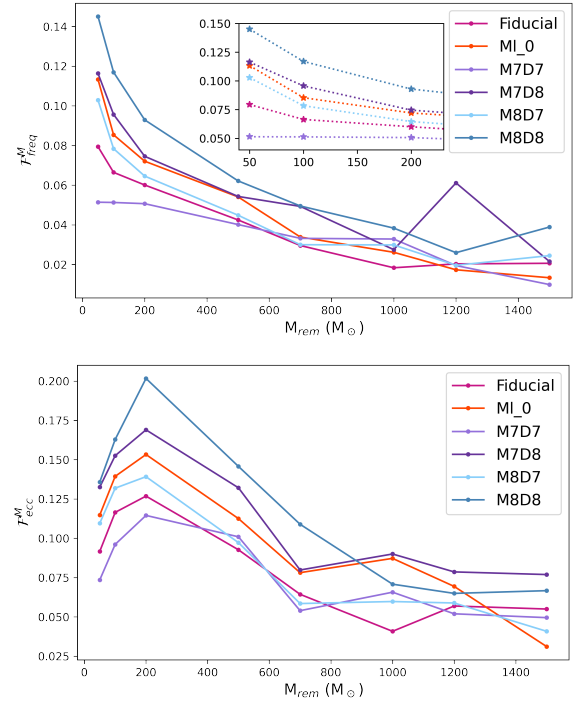


Figure 9. The fraction of high-frequency (upper panel) and eccentric (lower panel) mergers binned $\mathcal{F}_{\text{freq}}^M$ (and $\mathcal{F}_{\text{ecc}}^M$) by remnant mass M_{rem} , emphasizing the precedence of less massive BHs in high-frequency mergers. For eccentric mergers, M_{rem} slightly increases till $200 M_{\odot}$ and then decreases. As with net eccentric mergers, even with 100 realisations of each model, the tail end of the distribution is impacted by low-number statistics.

gravitational-wave frequencies $> 10\text{ Hz}$ —obey the same Eq. 5. While having very similar $e > 0.99$ at formation, they have even smaller masses. For the Fiducial model, the median m_1 for all eccentric mergers is $\sim 51 M_{\odot}$. However, for high-frequency mergers the median $m_1 \sim 41 M_{\odot}$ is about 0.8 times lower. The preference for lower masses in these high-frequency, high-eccentricity mergers is also apparent when we compare the mass-binned high-frequency merger fraction ($\mathcal{F}_{\text{freq}}^M$) across models in Fig. 9, where we demonstrate the decline of high-frequency mergers as the remnant mass bin value increases. The fraction of high-frequency mergers $\mathcal{F}_{\text{freq}}$ scales from model to model as \mathcal{F}_{ecc} , ranging from $\approx 2 - 8\%$ of all mergers, with Fiducial having $\mathcal{F}_{\text{freq}} \approx 6\%$ (final column of Table 2).

We note, finally, that the fraction of eccentric and high-frequency mergers is a decreasing function of time. As the cluster expands and the IMBH grows in mass, the time t_3 between individual binary-single encounters increases (see Equation 20 in Antonini & Gieles 2020b). The increased value of t_3 means a higher probability of in-cluster inspirals and a lowered fraction of eccentric GW captures.

3.2 Mass and spin evolution of IMBH

In this Section, we concentrate on the most massive IMBH formed in our cluster models. Primarily focusing on the mass of the IMBH, we discuss the contributing factors, such as global cluster properties, assumptions associated with stellar evolution, and BH binary/triple pairing. We also correlate the IMBH spin to its mass, as well as to the host cluster properties.

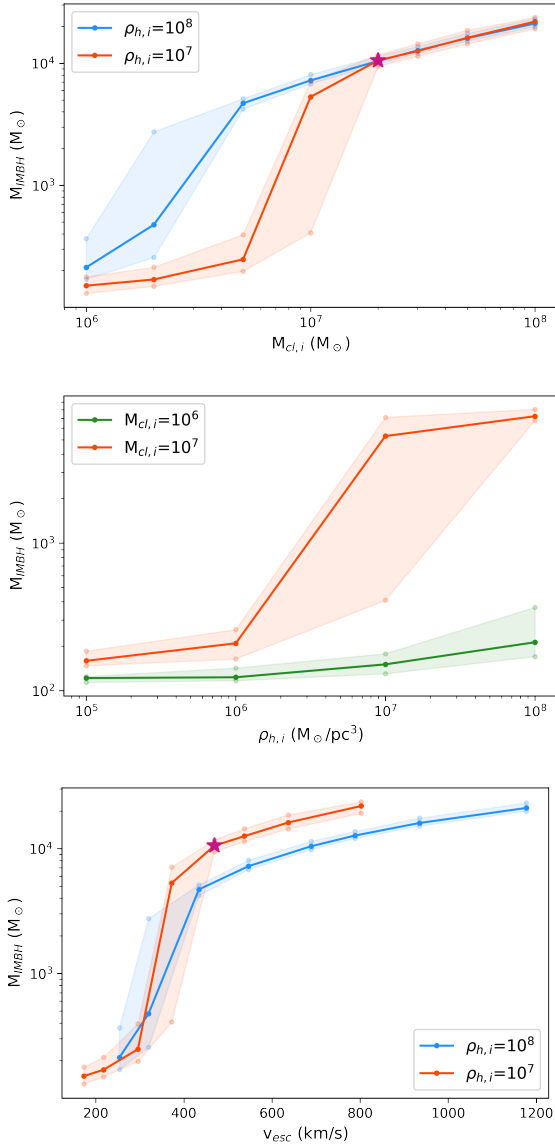


Figure 10. Final mass of the IMBH (M_{IMBH}) after a Hubble time of cluster evolution with respect to cluster initial mass (upper panel), initial density (middle panel) and escape velocity (lower panel). Solid lines represent the median values (M_{IMBH}^{50} of Table 2) and the shaded region shows the boundary region between the 90th – 10th percentiles (M_{IMBH}^{10} and M_{IMBH}^{90} of Table 2) for 100 realizations of each model. The magenta star symbol in the upper and lower plots represents the Fiducial model.

3.2.1 Cluster initial mass and density

The maximum IMBH mass reachable through only hierarchical mergers is strongly affected by the initial mass and density of the host cluster. Models Sl. no. 2–11 of Table 2 (columns denoted by “ M_{IMBH}^{50} ”, “ M_{IMBH}^{10} ”, “ M_{IMBH}^{90} ” showing the IMBH mass 50th, 10th and 90th percentiles respectively of 100 realizations of each model) clearly demonstrate this relationship. While this can be predicted from Eq. (4) of Antonini et al. (2019), we observe that the maximum BH mass reachable in a cluster of initial mass $M_{cl,i}$ (in M_{\odot}) and half-mass density $\rho_{h,i}$ (in $M_{\odot} \text{pc}^{-3}$) is lower by up to an order of magnitude in our models. Although Antonini et al. (2019) estimates the upper limit on the maximum IMBH mass while ignoring recoil

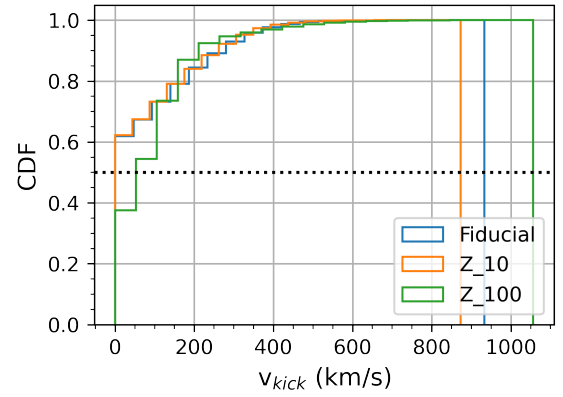


Figure 11. BH natal kick distribution for models Fiducial, Z_10 and Z_100, with metallicities 1.5×10^{-4} , 1.5×10^{-3} and 1.5×10^{-2} respectively. The dotted line emphasises where CDF= 0.5.

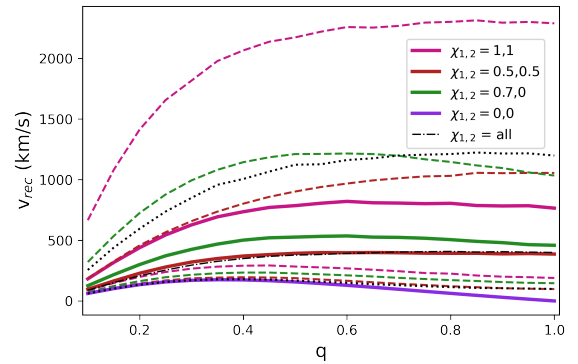


Figure 12. Post-merger gravitational wave recoil v_{rec} vs binary mass ratio q for different binary spin magnitudes $\chi_{1,2}$ integrated over all possible spin-orbit angles (Lousto et al. 2010). The solid lines show the median v_{rec} magnitude for all possible spin angles, and the dashed lines depict the corresponding 90th–10th percentile boundaries. The black lines characterize the same for all possible values and orientations of $\chi_{1,2}$.

kicks, the incorporation of binary-single encounters that can potentially eject BHs (the single and/or the binary) lowers our maximum obtained IMBH mass.

Fig. 10 shows the variation of the maximum IMBH mass (M_{IMBH}) in our models as a function of the host cluster initial mass, half-mass density and escape velocity. We see from the upper panel of Fig. 10 that an increase in initial cluster mass leads to the formation of more massive IMBHs. However, we also note that (i) there appears to be a transition in M_{IMBH} with respect to cluster initial mass ($M_{cl,i} \sim 10^7 M_{\odot}$ for $\rho_{h,i} = 10^7 M_{\odot} \text{pc}^{-3}$ and $M_{cl,i} \sim 3 \times 10^6 M_{\odot}$ for $\rho_{h,i} = 10^8 M_{\odot} \text{pc}^{-3}$) where the median M_{IMBH} makes an order-of-magnitude jump, and (ii) around the same transitory phase, the width in the M_{IMBH} spectrum, i.e., the difference between the 90th and 10th percentile, calculated from 100 realisations of each model, is rather broad. Comparing the upper to the middle panel of Fig. 10, we observe that this transition occurs at lower $M_{cl,i}$ for higher $\rho_{h,i}$: denser clusters. This behaviour is explained by the combination of three velocities—cluster escape velocity (v_{esc}), BH natal kick (v_{kick}) and post-merger gravitational wave recoil kick (v_{rec}) magnitudes.

The v_{kick} distribution of BHs from our single stellar evolution

prescription (Hurley et al. 2000) is depicted in Fig. 11. For clusters with initial $v_{\text{esc}} \geq 400 \text{ km s}^{-1}$, nearly all BHs are retained post-stellar evolution (losing only about 0.6% of the BH mass generated through stellar evolution), compared to host clusters with $v_{\text{esc}} \lesssim 100 \text{ km s}^{-1}$ that retains $\approx 70\%$ of their BHs (losing about 18% of the BH mass through natal kicks).⁴

For comparison with Antonini & Rasio (2016), we see that $\lesssim 40\%$ of metal-poor cluster BHs receive natal kicks greater than 50 km s^{-1} , and it is only in metal-rich (Z_100) environments that more than 60% of BHs receive a natal kick of $\geq 50 \text{ km s}^{-1}$. Since Z_100 is a rather high metallicity even for the local universe, the nuclear cluster DBH merger rate is unlikely to dominate over the merger rate from other dynamical environments, such as globular clusters, or isolated evolution.

The post-merger recoil kick v_{rec} calculated with different three-dimensional spin magnitudes (Lousto et al. 2010) for all possible spin orientations is shown in Fig. 12. The median curve for all possible spin magnitudes for $q \geq 0.5$ is about 400 km s^{-1} and its 10th percentile is at about $\approx 200 \text{ km s}^{-1}$. This indicates that, after an in-cluster DBH merger, the remnant is nearly always retained in clusters with $v_{\text{esc}} \geq 400 \text{ km s}^{-1}$, and is likely to be ejected for clusters with $v_{\text{esc}} \lesssim 100 \text{ km s}^{-1}$. For clusters with $200 \text{ km s}^{-1} \lesssim v_{\text{esc}} \lesssim 400 \text{ km s}^{-1}$ range, the retention fraction varies. It must be also noted that the v_{esc} for models shown in the lower panel of Fig. 10 refers to the initial value, while cluster evolution (e.g., expansion, mass loss) tends to reduce v_{esc} both in reality and in our simulations. Hence, it can be concluded that clusters with initial $v_{\text{esc}} \geq 400 \text{ km s}^{-1}$ with very high BH retention fraction are more likely to form IMBHs with masses $\sim 10^4 - 10^3 M_{\odot}$, whereas clusters with $v_{\text{esc}} \lesssim 200 \text{ km s}^{-1}$ lose most of their BHs through stellar evolution birth kicks as well as GW recoil kicks post-merger, prohibiting further growth of IMBHs greater than a few $100 M_{\odot}$. Our results are lower in final IMBH mass estimate than Miller & Hamilton (2002), whose analytical limit of IMBH mass in a $\approx 10^6 M_{\odot}$ cluster is about $O(3) M_{\odot}$, an order of magnitude higher than “M6” models in Table 2. Underestimating binary-single ejections and the overall more simplistic model used in Miller & Hamilton (2002) is a possible cause of the discrepancy. It is also interesting to note that for $\chi_{1,2} = 0; 0$, i.e. first generation mergers, remnants will always be retained for $v_{\text{esc}} \geq 100 \text{ km s}^{-1}$.

The Poisson oscillation $\sigma_{\mathcal{P}}$ for M_{IMBH}^{50} can vary from 0.04 to 0.65. Clusters with $v_{\text{esc}} \lesssim 200 \text{ km s}^{-1}$ or $v_{\text{esc}} \geq 400 \text{ km s}^{-1}$ corresponds to the lower values $\sigma_{\mathcal{P}}$, while v_{esc} in the mid-transitional region have higher $\sigma_{\mathcal{P}}$. Fiducial model has $\sigma_{\mathcal{P}} = 0.15$.⁵ That v_{esc} plays the key role in determining whether an IMBH will form is shown by Antonini et al. (2019); Fragione & Silk (2020); Mapelli et al. (2021) and by our Fig. 10.

The rapidity with which DBH mergers occur and a massive BH remnant grows through hierarchical mergers depends on the host cluster’s initial mass and density. This can be seen by inspection of the ninth and tenth columns of Table 2; these record the median time required to create a BH of $100 M_{\odot}$ (t_{100}) and a BH of $1000 M_{\odot}$ (t_{1000}) respectively, and show that more massive (more dense) clusters require more time (less time) to create an IMBH of $1000 M_{\odot}$, with all other parameters remaining constant. The first DBH in our models is expected to form after cluster core collapse, when the dense core,

⁴ For comparison, post-stellar evolution (with stellar evolution parameters as described in Sec. 2) $\approx 10 - 20\%$ of the initial mass of the cluster is expected to be held in BHs.

⁵ $\sigma_{\mathcal{P}} = \sigma / M_{\text{IMBH}}^{50}$ where, $\sigma = \sqrt{\frac{1}{n} \sum_{i=1}^n (M_{\text{IMBH}}[i] - M_{\text{IMBH}}^{50})^2}$.

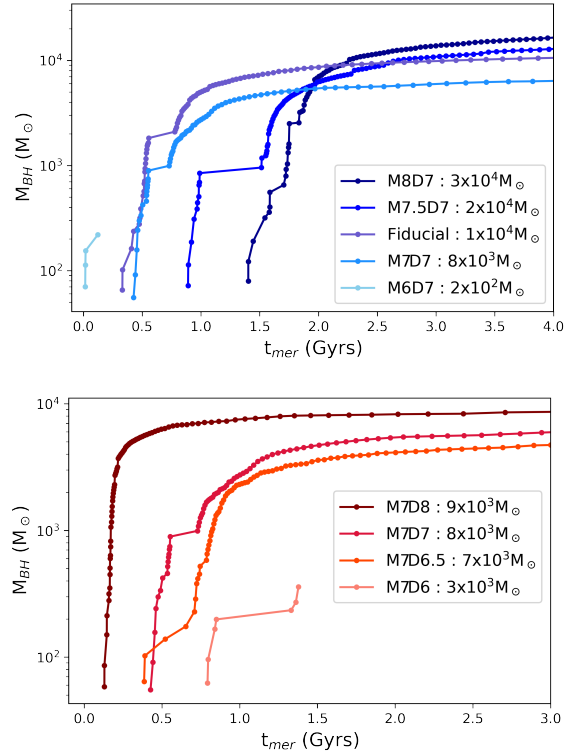


Figure 13. Mass growth of IMBH through hierarchical mergers across cluster evolution time (t_{mer}). The upper panel shows clusters with same initial density $10^7 M_{\odot} \text{ pc}^{-3}$ and different masses $10^8 M_{\odot}$ (M8D7), $5 \times 10^7 M_{\odot}$ (M7.5D7), $2 \times 10^7 M_{\odot}$ (Fiducial), $10^7 M_{\odot}$ (M7D7) and $10^6 M_{\odot}$ (M6D7). The lower panel illustrates clusters of same initial mass $10^7 M_{\odot}$ and different densities $10^8 M_{\odot} \text{ pc}^{-3}$ (M7D8), $10^7 M_{\odot} \text{ pc}^{-3}$ (M7D7), $5 \times 10^6 M_{\odot} \text{ pc}^{-3}$ (M7D6.5) and $10^6 M_{\odot} \text{ pc}^{-3}$ (M7D6). The legend also notes the maximum IMBH mass reached in a Hubble time by each model.

formed through mass segregation, harbours interacting BHs. Equation 9 and 10 of Antonini & Gieles (2020b) show the dependence of the core-collapse time (t_{cc}) on the cluster initial mass and density, such that $t_{\text{cc}} \propto M_{\text{cl},i} / (\rho_{h,i})^{1/2}$. While $M_{\text{cl},i}$ is the most dominant factor in determining how rapidly the hierarchical mergers commence in a cluster, $\rho_{h,i}$ does play a role too. The upper panel of Fig. 13 shows the growth history of what becomes the most massive IMBH, reflecting this strong dependence on the initial cluster mass. M8D7 has its initial BH mergers occurring around 1.4 Gyrs, and M6D7—a cluster two orders of magnitude lower in its initial mass—around 0.01 Gyrs. It is interesting to note that although M8D7 begins its hierarchical mergers later than the lower-mass clusters, it overtakes the others to form the most massive IMBH of all models compared in this plot. A cluster too massive, computed without relativistic treatments for its evolution, can have a t_{cc} greater than a Hubble time and is therefore unsuitable for hierarchical mergers. Several models of Fragione & Silk (2020), under the assumptions of the mass spectrum factor $\psi = 6$ (Eq. (9) and (10) of Antonini & Gieles (2020b) and with $N_{\text{rh}} = 3.21$, $\ln \Lambda = 10$, $\langle m_{\text{all}} \rangle = 0.6$), yield a t_{cc} greater than a Hubble time. Of course, ψ can be lower than its traditionally-assumed value of 1, further increasing t_{cc} . The lower panel of Fig. 13 shows the hierarchical history of the cluster IMBH with respect to cluster density, showing denser clusters to have a more rapid IMBH growth. Indeed, in a cluster of too-low initial density, an IMBH never grows over a few hundred solar masses.

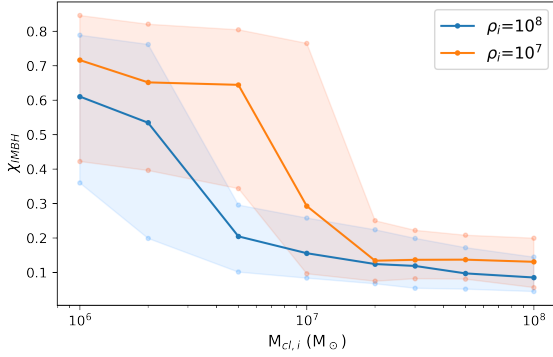


Figure 14. Final spin of the IMBH (χ_{IMBH}) vs. host cluster initial mass ($M_{\text{cl},i}$) for two initial density grids of $10^7 M_{\odot} \text{pc}^{-3}$ (blue) and $10^8 M_{\odot} \text{pc}^{-3}$ (orange). The solid lines denote 50th percentile and the shaded region depicts 10th-90th percentile region, since each model has 100 realizations.

It is of no surprise that the spin of the IMBH, at the end of the cluster simulation (13.5 Gyrs; a Hubble Time), shows an inverse correlation to the host cluster’s initial mass, as depicted in Fig. 14. Low-mass host clusters only have a couple of generations of hierarchical mergers, with the remnant spin reaching around 0.7, as discussed in Sec. 3.1.2. It is only in massive clusters with over 100 mergers (column “nth G” of Table 2) that the repeated low mass ratio mergers cause the spin of the IMBH to become lower. This also translates as the higher-mass IMBHs have lower spins than their less-massive counterparts (columns “ M_{IMBH}^{50} ” and “ χ_{IMBH}^{50} ” of Table 2). Although our suite of models never reach the SMBH threshold mass of $10^5 M_{\odot}$, with our maximum IMBH measuring $O(4) M_{\odot}$, it is intriguing that X-ray astronomy has shown SMBH spins to have a slight anti-correlation to their masses (Reynolds 2013; Reynolds 2021), although the spins of the SMBHs are mostly very high $\gtrsim 0.5$ (Piotrovich et al. 2022) (however, there may be bias towards observing those with high spin Bonson & Gallo 2016). There are occasional studies showing that SMBHs may have a retrograde spin effect (e.g. Wang et al. 2019)—where there is a possibility of the BH spin being lowered through anti-alignment with the accretion disc—there lacks conclusive observational evidence of retrograde spin (Garofalo 2013) in SMBHs (Reynolds 2013).

We acknowledge that the (likely most significant) impact of gas and accretion onto the massive BHs spin is not taken into account in our study. However, if we make the assumption that the observed SMBHs at the centre of the galaxy has formed through — a) in-situ hierarchical mergers in the galaxy’s nuclear cluster (note that the $10^3 M_{\odot}$ IMBH seed is formed within the first or a couple of Gyrs of cluster evolution) and b) gas accretion (we ignore the possibility of IMBH mass growth through infalling of massive globular clusters and/or inter-galactic mergers), it would appear as if the SMBHs still followed the intrinsic mass-spin distribution obtained through hierarchical mergers.

It is also interesting to note that Sagittarius A* of the Milky Way ($O(6) M_{\odot}$) is estimated to have a spin $\lesssim 0.1$ (Fragione & Loeb 2020), and our Fiducial model, where the cluster mass and density after 13.5 Gyr evolution is similar to that of the Milky-Way nuclear cluster as the current time, has an IMBH of $\chi_{\text{IMBH}}^{50} = 0.13$. M87, with its very high mass ($O(9) M_{\odot}$), also has a lower spin measurement of $\approx 0.2 - 0.3$ (Nokhrina et al. 2019). We reiterate here that we are not drawing any conclusions with regards to SMBH mass-spin correlation here, as our study is constrained to much lower masses.

Instead, we draw attention to this phenomenon and highlight the opportunity for future studies focusing on the evolution of SMBH from IMBHs through hierarchical mergers and accretion.

3.2.2 Metallicity

The metallicity (Z) impacts the mass of the cluster IMBH through determining the width of the initial BH mass spectrum. While the highest metallicity model Z_100 with $Z = 0.0158$ (close to solar metallicity; Asplund et al. 2009) shows a narrow BH mass spectrum, with median BH mass of only about $7.3 M_{\odot}$ and maxima of $\approx 30.3 M_{\odot}$, the Fiducial model of the lowest $Z = 0.00158$ has a much wider spectrum with median around $17.7 M_{\odot}$ and a maximum of $\approx 42.5 M_{\odot}$, owing to diminished stellar winds at lower metallicities (Vink et al. 2001; Belczynski et al. 2010). Mass segregation and hence cluster core-collapse time is shortened at lower metallicities due to the broader mass spectrum, resulting in a more rapid onset of massive DBH mergers that quickly build up a hierarchically-formed IMBH. Table 2 shows that the Fiducial model takes $t_{1000} \approx 0.6$ Gyr to form an $1000 M_{\odot}$ IMBH, compared to Z_100, which takes only $t_{1000} \approx 1$ Gyr—the metal-rich cluster takes about 40% more time to create an IMBH of the same size. The dearth of initial BHs of higher masses to form the first binaries (and yield subsequently more massive systems through hierarchical mergers), combined with the slower pace of hierarchical mergers, causes the Z_100 model to have a median IMBH mass of $\sim 6.5 \times 10^3 M_{\odot}$, only 0.6 times that of the Fiducial model.

3.2.3 Delayed supernovae prescription

The “delayed” prescription of Fryer et al. (2012) is used in the SN_D model, causing the minimum of the initial BH mass function (after ejections due to birth kicks) to be about $10 M_{\odot}$. In contrast, the Fiducial model uses the “rapid” prescription, and has the minimum around $5 M_{\odot}$. The narrowing of the mass function within the SN_D model is rather small. Due to having slightly more massive BHs in the initial BH mass function, the IMBH mass in the SN_D model is increased very slightly, only by a few $100 M_{\odot}$.

3.2.4 BH seed

The effect of adding an initial seed BH of masses beyond that of the stellar evolution prescription is explored through models Sd_50, Sd_100, Sd_150, Sd_200, where we include at cluster initialisation BH of $50 M_{\odot}$, $100 M_{\odot}$, $150 M_{\odot}$ and $200 M_{\odot}$ respectively. We term these additional BHs as ‘seeds’ since they are not directly produced through stellar evolution. Massive stars with Helium cores above $\approx 50 M_{\odot}$ are expected to produce a remnant $\approx 40 M_{\odot}$ and those with Helium cores larger than $60 M_{\odot}$ are expected to fully disrupt due to thermonuclear eruptions and leave behind no remnant (Woosley 2017; Farmer et al. 2019b). This apparent gap in the BH mass spectrum (created through stellar evolution) is often termed as the (pulsational) pair instability or (P)PISN mass gap. It should be remembered with caution that the exact location of the (P)PISN gap in the BH mass spectrum is uncertain (e.g., Farmer et al. 2019a; Belczynski 2020; Woosley & Heger 2021), and hence a $50 M_{\odot}$ seed BH may even be a stellar evolution remnant that evolved under special circumstances of, say, high stellar rotation (Marchant & Moriya 2020), or the unlikely event of suppressed stellar winds at high metallicity (Belczynski et al. 2020). Moreover, very massive stars (initial mass $>200-1000 M_{\odot}$), can directly collapse to form IMBHs (Belkus et al.

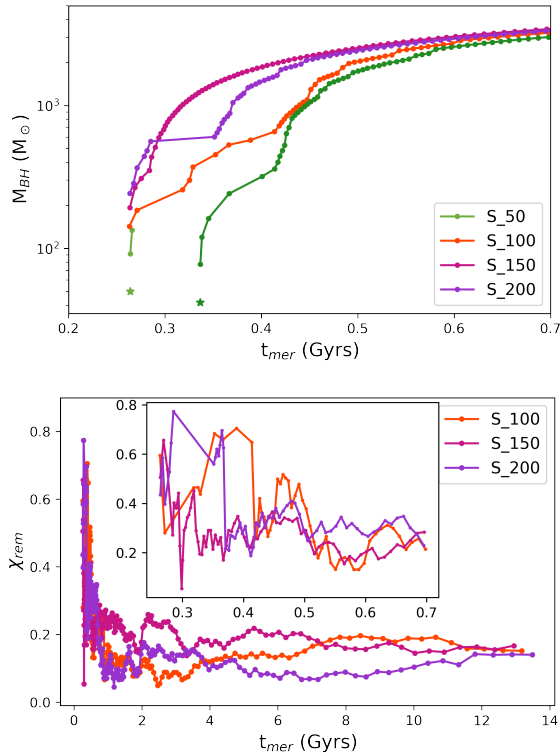


Figure 15. Hierarchical growth of BH seed in models Sd_50 (green), Sd_100 (orange), Sd_150 (magenta) and Sd_200 (purple). Out of 100 realizations of each model, only one is chosen per model for illustrative purposes. The upper panel shows the mass growth of the IMBH, where light green depicts the $50 M_{\odot}$ seed (star mark) and its two consecutive mergers, and dark green shows the slightly lower-mass stellar-remnant BH of the Sd_50 model, which becomes the most massive IMBH. The lower panel displays the evolution of remnant spin χ_{rem} of models Sd_100, Sd_150 and Sd_200.

2007; Yungelson et al. 2008; Sabhahit et al. 2023). Clusters with high primordial binary fractions may also have runaway stellar collisions and very efficient mass accretion from companions, creating stars as massive as $\geq 200 - 600 M_{\odot}$ which easily form IMBHs through direct collapse (Di Carlo et al. 2021; González et al. 2021).

The hierarchical evolution of the initial seeds of models Sd_50, Sd_100, Sd_150, and Sd_200 are compared in the upper panel of Fig. 15. While for the last three models with seed mass $\geq 100 M_{\odot}$, the BH seeds themselves develop to become the final IMBH of the cluster, this may not be the case for Sd_50. The $50 M_{\odot}$ seed grows through merger to enter its second generation merger as a $91 M_{\odot}$ BH, which merges with a $42 M_{\odot}$ BH and receives a recoil kick of $\approx 950 \text{ km s}^{-1}$ (almost double the cluster escape velocity) and is hence ejected. Meanwhile, an originally $41.8 M_{\odot}$ stellar-origin BH grows to become the $\approx 9 \times 10^3 M_{\odot}$ IMBH in this model. However, in other realisations, the $50 M_{\odot}$ seed survives, and so while M_{IMBH}^{50} and M_{IMBH}^{10} of the Sd_50 and Fiducial models are similar, M_{IMBH}^{90} of the Sd_50 model is a few $100 M_{\odot}$ more massive.

There are also instances of the more massive seeds getting ejected after a few generations. Ordinarily, in a non-seeded model such as the Fiducial model, the mass ratio q will be around 1 for the first generation and then gradually become lower through hierarchical mergers. For seeded models, specifically Sd_150 and Sd_200, the starting point of q is significantly lower, around 0.3 and 0.2 respectively. Fig. 12 shows that v_{rec} actually increases between $q = 0.2$ and

0.5, which may cause more second- or third- generation mergers of seeded models to be ejected compared to the Fiducial model where q may be sufficiently higher in second- and third-generation mergers. Fig. 12 also illustrates that the median and 90th percentile values for non-zero BH component spin magnitudes peaks around $q = 0.4 - 0.6$ and remains nearly constant. For the seeded models, at the time of the first few hierarchical mergers, $v_{\text{esc}} \approx 400 \text{ km s}^{-1}$. If the seed has undergone a merger or two, the remnant obtains a spin magnitude $\chi_1 \approx 0.5 - 0.7$ (see Fig. 15, lower panel), while its non-merger remnant companion has spin magnitude $\chi_2 \approx 0.0$. Looking at the corresponding curves of Fig. 12 we see that the 10th percentile peak of v_{rec} is at $q \approx 0.4$, and the v_{rec} median reaches about a constant value from $q \geq 0.4$. Indeed, this also supports the observation that in models Sd_150 and Sd_200, we do obtain the M_{IMBH}^{10} smaller than Sd_50. Indeed, in cluster realizations of the model with the most massive seed, Sd_200, we do obtain the M_{IMBH} slightly less massive than in the Fiducial and Sd_50 models.

Even a $200 M_{\odot}$ seed is not completely protected from ejection post-merger. The best way to ensure that the IMBH growth occurs solely through the seed BH, the cluster (with initial $v_{\text{esc}} \geq 400 - 500$) must have the seed BH at least about $10\times$ massive than the upper end of its BH initial mass function (i.e. the seed should be $\geq 400 M_{\odot}$ in our case) such that $q \lesssim 0.1$ since first merger. This choice restricts v_{rec} to its lowest magnitude region in the parameter space.⁶ This case of retention vs non-retention of seed also illustrates the importance of having multiple realizations of each model, as statistical variations can change the fate of the BH seed.

3.2.5 Host cluster mass evolution

Our Fiducial model has mass loss only through stellar evolution and BH recoil ejection (Eq. (16) of Antonini & Gieles 2020b). The cluster mass for the Fiducial model after a Hubble time is about $10^7 M_{\odot}$, half of its initial mass.

We use model MI_ev as a variation which allows mass loss due to evaporative expansion (Antonini & Gieles 2020a), but the difference in final cluster mass is negligibly small ($\approx 9.8 \times 10^6 M_{\odot}$). MI_ev has very similar median IMBH mass but the 10th percentile is a few $100 M_{\odot}$ less than that of the Fiducial model.

In the MI_0 model, stellar mass loss is stopped, with the only BH ejections due to binary-single encounters and gravitational-wave recoils being sources of cluster mass reduction. However, since both MI_0 and Fiducial have rather high v_{esc} to begin with, IMBH masses are very similar for the two models. A lower mass density modification, represented by the MI_0M7D5 model, does result in more massive IMBHs compared to M7D5. The consequence of no stellar mass loss is also reflected in higher cluster density at Hubble Time, and in slightly shorter seed formation time.

3.2.6 BH natal kick

In view of Fig. 11, it can be seen that host clusters with escape velocities $\geq 400 \text{ km s}^{-1}$ will not be significantly affected by reducing the natal kick magnitude of the BHs; such clusters tend to retain over 90% of the BHs immediately after stellar evolution, making them participate in the cluster dynamics. Consequently, the Vk_0

⁶ Gravitational wave merger recoil kicks are also illustrated in Le Tiec et al. 2010 (Fig.1,2) and for eccentric cases in Sopoerata et al. 2007 (Fig.1,2,3), with respect to the symmetric mass ratio $\eta = q/(1+q)^2$. For $\eta = 0.2$ (corresponding to $q = 0.4$), the recoil kick shows a clear peak.

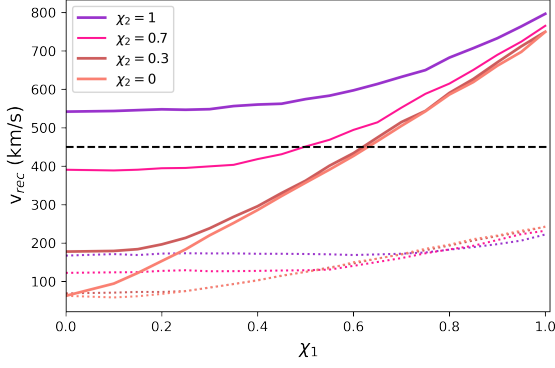


Figure 16. Gravitational wave recoils v_{rec} vs primary spin χ_1 for different secondary spin magnitudes $\chi_2 = 1$ (purple); 0.7 (pink); 0.3 (red); 0 (orange), at a fixed mass ratio $q = 0.8$ which roughly estimates the first generation mergers. The solid lines show the median for random orientations of $\chi_{1,2}$, while dotted lines show the 10th percentiles. The black dashed line marks $v_{\text{rec}} = 450 \text{ km s}^{-1}$, approximately the value of the escape velocity during first generation mergers for the Fiducial, Sp_01, Sp_33, Sp_11 and Sp_LVK models.

model with mass and density settings as Fiducial and initial $v_{\text{esc}} \approx 450 \text{ km s}^{-1}$ shows very similar IMBH masses as Fiducial (Table 2). Due to the broadening of the initial BH mass spectrum by keeping the less massive BHs, reducing the BH natal kick only slightly alters M_{IMBH}^{10} and M_{IMBH}^{90} to lower values.

The effect of no BH natal kick is insignificant even on the cluster model with lower escape velocities, Vk_0M7D5, which has the same mass density settings as model M7D5 with $v_{\text{esc}} \approx 150 \text{ km s}^{-1}$. In the intermediate cluster model, Vk_0M7D7 with $v_{\text{esc}} \approx 350 \text{ km s}^{-1}$, M_{IMBH}^{50} is lowered to about 20% that of M7D7. This is due to the retention of more lower mass BHs and the cluster v_{esc} being in the transitional region, as explained in Sec. 3.2.1 and shown in the lower panel of Fig. 10. We also run model Vk_0Z_100 with solar metallicity and zero BH birth kick; its change in the IMBH mass is only marginal compared to Z_100.

We hence conclude that the BH natal kick prescription is not an important factor in deciding the hierarchical IMBH growth for clusters, as long as cluster v_{esc} is either sufficiently high ($\gtrsim 400 \text{ km s}^{-1}$) or sufficiently low ($\lesssim 150 \text{ km s}^{-1}$) because the lower-mass BHs that are retained get eventually ejected by either merger recoils or binary single encounters. It is only in the intermediate region of v_{esc} (Fig. 10, lower panel) that altering v_{kick} may significantly affect M_{IMBH}^{50} .

3.2.7 initial BH spin

Models Sp_01, Sp_33, Sp_11 and Sp_LVK explore the effect of initial BH spin on the cluster IMBH mass. While the Fiducial model has initial BH spins set to 0, Sp_01, Sp_33 and Sp_11 set the initial spin combinations (for primary:secondary) to 0 : 1, 0.3 : 0.3 and 1 : 1 respectively. Sp_LVK has its initial BH spins drawn from the spin distribution inferred from current observations of DBH coalescences through gravitational waves.

We initiate our stellar evolution with only single stars and BH progenitor Helium stars, the latter of which (with their effective angular momentum transfer from core to envelope) are expected to become non-spinning BHs. In binaries, however, the companion of a compact object (neutron star or BH) can get tidally spun up (Qin et al. 2018; Bavera et al. 2020; Chattopadhyay et al. 2022b; Broekgaarden et al. 2022; Ma & Fuller 2023). Sp_01 hence allows

the lower-mass secondary component to have higher spin. Although there are conflicting results on the efficacy of tidally spinning up BHs through dynamics (Le Tiec & Casals 2021; Chia 2021), models Sp_33 and Sp_11 can be thought of as intermediate and extremal cases of the effect of initial BH spin on hierarchical mergers. Given that we start our cluster models with only single stars and expect close dynamical encounters to onset after the core forms, the Fiducial model is the most realistic. The variation of v_{rec} with respect to the primary spin χ_1 for different secondary spins χ_2 with a fixed mass ratio $q = 0.8$ (roughly representing the initial in-cluster mergers) is shown in Fig. 16. We concentrate particularly on the region with $v_{\text{rec}} < 450 \text{ km s}^{-1}$, which approximately corresponds to the v_{esc} for the Fiducial and “Sp” models at the time of the first DBH mergers. At the onset, high-spin BHs easily obtain large kicks, prohibiting the growth of the IMBH and resulting in a suppression of the value of M_{IMBH}^{10} of Table 2 (models Sp_11 and Sp_LVK have M_{IMBH}^{10} about 0.04 \times and 0.58 \times of Fiducial). For the model realizations where the initial mergers chance to remain in the cluster, after a couple of mergers with $\chi_1 \approx 0.7$ now, the v_{rec} become very similar to each other for all models, thereby resulting in very similar values of M_{IMBH}^{50} . We conclude that the choice of initial spins has a secondary effect on the hierarchical growth of an IMBH in a star cluster.

3.2.8 BH ordered pairing

In the Ord_BH model, we change the (initial BH mass spectrum dependent) power-law probability distribution in pairing the BHs in binaries and triples (as described in Sec. 2 and Antonini et al. 2022) to complete ordered pairing. In other words, the most massive BH in the Ord_BH model is paired with the second-most massive one, followed by the third-most massive as the single perturber.

For a binary of mass $m_1 + m_2$ and a single of mass m_3 , the recoil kick of the binary from this binary-single encounter is

$$\begin{aligned} v_{\text{bin}} &\sim \sqrt{(1/\epsilon - 1)G \frac{m_1 m_2}{m_1 + m_2 + m_3} \frac{q_3}{a}} \\ &= \sqrt{(1/\epsilon - 1)G \frac{m_1 m_2}{(m_1 + m_2)(1 + \frac{m_1 + m_2}{m_3})} \frac{1}{a}}, \end{aligned} \quad (7)$$

where $q_3 = m_3/(m_1 + m_2)$, a is the semi-major axis, G is the gravitational constant, and $(1/\epsilon - 1)$ is a function of q_3 which is always ≤ 0.2 for all models but the set labelled “DE”, where it is constant at 0.2. Equation 7 reveals that an increase in m_3 increases v_{bin} . All other variables remaining constant, With m_1 , v_{bin} reaches a local maximum and then decreases (although the variation is obviously lower than that with respect to m_3). The expression for v_{bin} is symmetric in m_1 and m_2 .

In the Fiducial model, the power-law probability distribution ensures the binary-single encounter is composed of massive BHs from the mass spectrum. Unlike in the Ord_BH model, there is no guarantee that the three most massive BHs will be the objects engaging in the binary-single encounter. This results in substantially decreasing M_{IMBH}^{10} in the Ord_BH model to only about 7% of that of the Fiducial model: in some of the cluster realisations, the third BH can become massive enough to increase v_{bin} . M_{IMBH}^{50} and M_{IMBH}^{90} are also reduced significantly in the Ord_BH model compared to the Fiducial model.

3.2.9 Tertiary mass dependent energy loss

The set of models labelled with the ‘‘DE’’ moniker contains those with constant tertiary-induced binary energy loss fraction $\Delta E/E = 0.2$. In all other models this value is the maximum, valid only in equal-mass interactions. One outcome of this is that the IMBH mass is reduced by a few thousand M_\odot in the DE models in comparison to those produced in the Fiducial model. Since there is more energy absorption per interaction in the DE models than the Fiducial model, the IMBH formation timescales (t_{100} and t_{1000}) are slightly shorter. It takes longer for a binary in the Fiducial model to reach the gravitational-wave driven regime from dynamically-driven regime, since t_3 in Equation 20 of Antonini & Gieles 2020b is lowered. The energy loss per binary-single interaction, fixed at 20% in the DE models, is lower in the Fiducial model, in the case of $m_3 \ll m_1$.⁷ For a bound period of time (a Hubble time, in our case), the Fiducial model cluster hosts fewer mergers than the DE models, by a factor of ≈ 0.8 . If we compare the ratio of mergers with $m_1 > 100 M_\odot$ to the total number of mergers (\mathcal{F}_{100} , listed in Table 2), the DE models still have about 20% more IMBH-regime (primary mass $\geq 100 M_\odot$) mergers than the Fiducial model.

However, it is clear from Eq. (7) that the DE models will also have a larger v_{bin} , as well as larger tertiary kick v_3 (Antonini et al. 2022). Hence, the DE models eject more binaries (and tertiaries) through binary-single encounters, reducing the mass growth of IMBHs in the long run. This lowering of IMBH mass is most strongly affected in the intermediate v_{esc} cluster DE_{M7D7} , where M_{IMBH}^{50} is only 12.5% that of M7D7. Even lower-density cluster DE_{M7D5} and metal rich $\text{DE}_{\text{Z}_{100}}$ have less massive IMBHs compared to those that arise in M7D5 and Z_{100} . It may therefore be argued that the functional form of $\Delta E/E$ which takes into account the mass of the tertiary m_3 is indeed an important parameter to be taken into account in the fast codes of rapid cluster evolution models.

3.2.10 IMBH relative rates

The fraction of mergers that occur in the IMBH regime, i.e. having a primary mass of $\geq 100 M_\odot$, can be expressed as the ratio of the total number of mergers with $m_1 \geq 120 M_\odot$ to the total number of mergers per cluster; this is shown in the column marked \mathcal{F}_{100} of Table 2. Denser and more massive clusters have a much higher \mathcal{F}_{100} , and within our models, it varies largely $9 \times 10^{-5} \lesssim \mathcal{F}_{100} \lesssim 0.53$. In the Fiducial model, $\sim 16\%$ of all mergers have a $\geq 100 M_\odot$ primary, while in the M8D8 model $\approx 53\%$ of all mergers are in the IMBH regime.

3.3 Ex-situ mergers

Binaries can get ejected and merge ex-situ, i.e., outside the cluster. A binary is expelled through binary-single interaction when $v_{\text{bin}} > v_{\text{esc}}$, where v_{bin} is obtained from Equation 7. Under the ejection condition, we can expect in the ex-situ mergers less massive binaries,

⁷ A binary of masses ‘ $m_{1,2}$ ’, semi-major axis ‘ a ’ and generating energy ‘ \dot{E} ’ at the cluster core is expected to enter gravitational-wave driven regime when eccentricity $e \gtrsim 1.3 \left[\frac{G^4 (m_1 m_2)^2 (m_1 + m_2)}{c^5 \dot{E}} \right]^{1/7} a^{-5/7}$. For DE models, the semi-major axis is larger than that in the Fiducial model due to the perturbing single absorbing more energy (the maximum of 20%, valid in other models only for equal-mass systems) from the binary, causing the binary separation to shrink more per interaction. However, \dot{E} is still set by Henon’s principle, so only depends on the cluster global properties of mass and density.

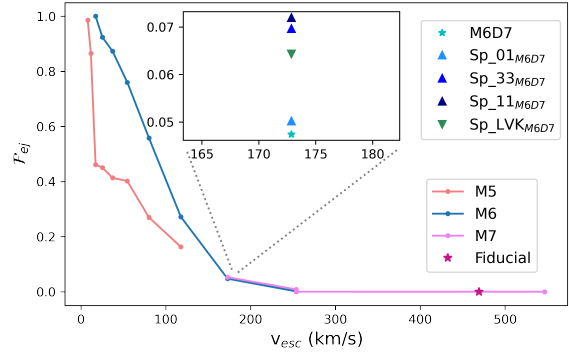


Figure 17. Fraction of ejected binary mergers out of all mergers (\mathcal{F}_{ej}) with respect to escape velocity for different cluster models. ‘M5’ (coral), ‘M6’ (blue) and ‘M7’ (pink) denote clusters with initial masses $10^5 M_\odot$, $10^6 M_\odot$ and $10^7 M_\odot$ respectively, but with different initial half-mass radii. The Fiducial model is identified with a star. The zoomed-in inset plot shows M6D7 (initial mass and density $10^6 M_\odot$ and $10^7 M_\odot \text{pc}^{-3}$ respectively) with non-spinning initial BHs and clusters with same initial mass-density but initial BH spins of 0 : 1 (Sp_01_M6D7), 0.3 : 0.3 (Sp_33_M6D7), 1 : 1 (Sp_11_M6D7) and the spin distribution inferred by the LVK from gravitational-wave observations (Sp_LVK_M6D7).

triples with a more massive third body interloper, smaller binary semi-major axes, and lower ϵ . In the DE set of models, $(1/\epsilon - 1) = 0.2$ always (making $\epsilon = 0.83$), while in all other models including the Fiducial model, $(1/\epsilon - 1)$ is mass-dependent, and is lowered as the mass ratio between the interloper and the binary becomes more asymmetric with the formation of an IMBH.

The fraction of ejected DBH mergers to in-cluster mergers (\mathcal{F}_{ej}) for varying initial cluster escape velocity is shown in Fig. 17. Cluster v_{esc} plays the key role in deciding \mathcal{F}_{ej} , with nearly all of the mergers being ex-situ for sufficiently low $v_{\text{esc}} < 10 \text{ km s}^{-1}$. Such clusters, if evolved with direct NBODY models, may still show in-situ mergers due to a high primordial binary fraction and higher multiplicity interactions (Banerjee 2018; Banerjee 2021; Chattopadhyay et al. 2022a).

The initial mass and density of the cluster, independently from v_{esc} , also govern \mathcal{F}_{ej} . For the same value of initial v_{esc} , a smaller-mass cluster (hence, higher-density) results in fewer ex-situ mergers, as shown in the M5 and M6 models in Fig. 17.

The initial spin distribution of the BHs also determine \mathcal{F}_{ej} , with high initial spin models having more ejected mergers (see the inset plot of Fig. 17). This is because high-spins translate into high recoil kicks, as explained in Sec. 3.2.7). This means that \mathcal{F}_{ej} increases, even though the number of ex-situ mergers does not vary much between models with different initial spin distributions.

For the ‘DE’ set of models, $(1/\epsilon - 1) = 0.2$, unlike in all other models where it is ≤ 0.2 , causing more binaries to be ejected out of the cluster in the DE models. The effect, however, is small; \mathcal{F}_{ej} for models M7D5 and DE_{M7D5} (both with initial cluster mass of $10^7 M_\odot$ and density $10^5 M_\odot \text{pc}^{-3}$) are 0.04 and 0.07, respectively. For M6D5, with initial mass and density $10^6 M_\odot$ and $10^5 M_\odot \text{pc}^{-3}$, the ejected mergers make up a fraction of 0.46 of all mergers, compared to a constant DE model of same initial mass and density where $\mathcal{F}_{\text{ej}} = 0.52$. The difference disappears for clusters of high v_{esc} because there are fewer ejections.

We compare the ejected mergers to in-cluster ones in Fig. 18, with models M6D5 and M6D6 (which have ejected merger fractions of about 0.5 and 0.3 respectively, with each having the ability to form an IMBH just above $100 M_\odot$). The left panel and top middle panel

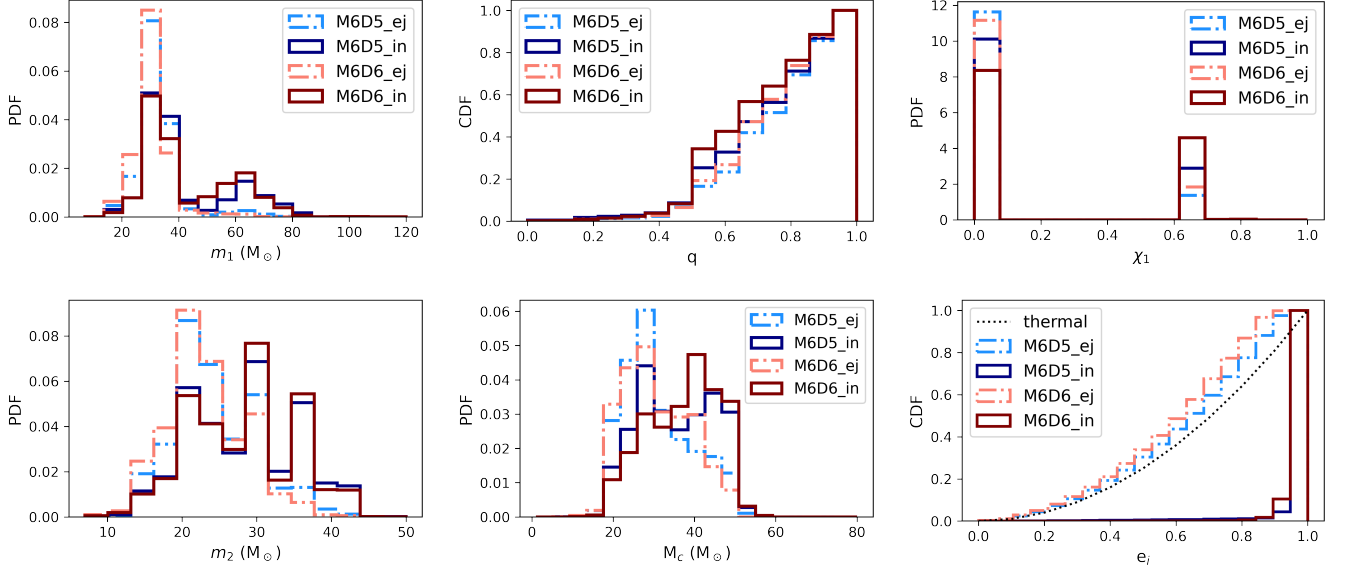


Figure 18. Comparison of DBH parameters in ejected (_ej) vs in-cluster (_in) mergers. The left panel shows both the primary (upper plot) and secondary (lower plot) in ejected mergers are less massive, making the chirp mass (M_c) smaller for ejected DBHs (lower middle panel). Equal mass-ratio q is slightly more preferred in ejected systems (upper middle panel), as are first generation mergers (upper right panel). Away from further dynamical binary-single encounters, the initial (at formation) eccentricity e_i distribution of ejected mergers are marginally more circular than the thermal distribution, while in-cluster DBH mergers typically have much steeper e_i .

show that lower-mass binaries and equal mass-ratios are preferred within ejected mergers. This results in a smaller chirp mass M_c for these ex-situ mergers (lower middle panel of Fig. 18). Though most ex-situ mergers are first generation, a fraction of them can also belong to a higher generation, typically a second-generation merger remnant BH merging with a primordial first generation BH, as reflected in the second peak of ~ 0.8 in the distribution of primary spin χ_1 (upper right panel of Fig. 18). The eccentricity at the time of ejection/formation (e_i) for ex-situ/in-situ mergers is shown in the lower right panel of Fig. 18. The ex-situ binaries roughly follow a thermal distribution, albeit slightly shifted to lower values, since highly eccentric binaries tend to merge very rapidly.

4 OBSERVATIONAL IMPLICATIONS: DETECTABILITY AND MERGER RATES

We face a couple of challenges in calculating the merger rates from nuclear clusters: the lack of comprehensive data on the number density evolution of nuclear clusters with redshift (also, cluster birth redshift), and the uncertainty in birth parameters (mass, half-mass density and metallicity). We therefore make a few simplifying assumptions (and then vary some of these as different models), as explained step-by-step below:

(i) Create N clusters with different values of initial cluster mass ($M_{\text{NSC},i}$) and half-mass radius ($R_{\text{NSC},i}$). To find unique $M_{\text{NSC},i}$ and $R_{\text{NSC},i}$ for each individual cluster, there are two models groupings obtained:

(a) ModelA group: Host galaxy masses (M_{gal}) are drawn uniformly from a flat-in-the-log distribution between $10^8 - 10^{12} M_{\odot}$. Each host galaxy, depending on its mass, has a normalized relative weight w_N (such that the area under the curve of number density

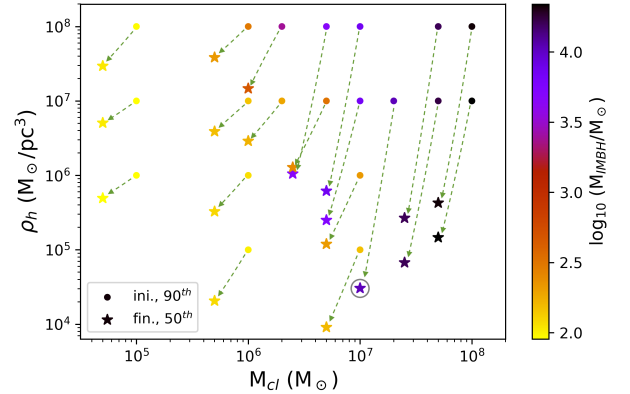


Figure 19. 20 cluster models with different initial masses and densities (circles) evolved using cBHBd for a Hubble time to their final masses and densities (stars) joined by dotted green arrows. All other settings of these models are the same as the Fiducial model, which is denoted by a circle around the star (for final mass-density values, similar to that of the Milky-way nuclear cluster). The colour bar for the circular points show the 90th percentile of the IMBH mass that forms, while that of the stars show the 50th percentile. This is a visual representation of the variance in the upper IMBH mass formed solely through hierarchical mergers.

of galaxies per unit volume per unit dex is scaled to unity). w_N is calculated using the normalized weight associated with each host galaxy of the cluster, and is given by the Schechter best-fit parameters (Schechter 1976) given by Mortlock et al. (2015) and Song et al. (2016). ModelA₁ and ModelA₂ are selected from Mortlock et al. (2015) for redshifts $0.3 < z < 0.5$ and $2.5 < z < 3$, while

ModelA₃ is from [Song et al. \(2016\)](#) for $z = 5$.⁸ These selections are made to represent three regions of the redshift parameter space. Each host galaxy is then associated with a nuclear cluster, whose $M_{\text{NSC},i}$ is obtained from fitting the fitting formulae for late-type galaxies through M_{gal} and then a $R_{\text{NSC},i}$ through $M_{\text{NSC},i}$, from the third and first row of Table 1 of [Georgiev et al. \(2016\)](#) (with the most likely values of the function). The nuclear clusters are all assumed to have the same metallicity of $Z = 1.5 \times 10^{-3}$, and born uniformly between the redshifts of 0 to 8.

(b) ModelB group: Since each fit for late-type galaxies in [Georgiev et al. \(2016\)](#) (Table 1) has error margins, we devise two further sub-models. ModelB₁ (with the upper error margin in obtaining $M_{\text{NSC},i}$ and lower error margin in obtaining $R_{\text{NSC},i}$, such that the most massive and most dense possible cluster, which is likely to produce more mergers, is built) and ModelB₂ (with the lower error margin in obtaining $M_{\text{NSC},i}$ and upper error margin in obtaining $R_{\text{NSC},i}$, such that the least massive and most sparse possible cluster is built). Everything else in ModelB_{1,2} is identical to ModelA₁.

(c) ModelC group: ModelC₁ and ModelC₂ are identical to ModelB₁ and ModelB₂ respectively, apart from the [Georgiev et al. \(2016\)](#) best-fit, which for the C group of models is obtained from the sub-sample of nucleated early-type galaxies (see their Table 1).

(d) ModelD: The James Webb Space Telescope is now confidently detecting galaxies at redshifts as high as 12 ([Castellano et al. 2022](#)). We therefore make another variation to ModelA₃, incorporating up to a volume of redshift 12 (and making the uniform birth of nuclear clusters between redshifts 0 to 12).

(e) ModelE group: The models in the ModelE_{1,2} group are the same as ModelA_{1,3} respectively, but with metallicities $Z = 1.5 \times 10^{-4}$.

(f) ModelF group: The masses and half-mass radii of the nuclear clusters of corresponding galaxies are obtained from observations of their present-day properties ([Georgiev et al. 2016](#)). While for all of our previous models we stick to an assumption of steady-state, such that these present-day properties are the initial cluster properties of some other galaxies and the mass-radius relations of the nuclear clusters are identical at each time evolution snapshot, this assumption is likely incorrect. We therefore create two sets of nuclear clusters with all properties identical to ModelA₁ but with initial radii of 1 pc for one set of clusters (ModelF₁) and initial radii reduced from the median [Georgiev et al. \(2016\)](#) fit by $\times 0.01$ for the other set (ModelF₂).

(g) ModelG group: In model ModelG₁ the cluster initial properties are identical to the 228 clusters selected from [Georgiev et al. \(2016\)](#), also utilized in the study by [Antonini & Rasio \(2016\)](#). The clusters are equi-weighted, meaning each is given a weight of 1/228. In this scenario, we only select the mergers at a merger time cut-off of 1 Gyr (ModelG₁) and 1 Gyr post-core collapse (ModelG₂). No cosmological evolution is accounted for in this case. The metallicity remains the same as in ModelA₁.

(h) ModelH group: We explore the effects of a non-uniform [Madau & Dickinson \(2014\)](#) cluster birth redshift distribution through ModelH₁. ModelH₂ uses a fixed birth redshift of 2, ap-

proximately close to the peak of the [Madau & Dickinson \(2014\)](#). All other parameters remain exactly identical to ModelA₁.

Once the batch of clusters is created for different models, we evolve them using cBHBD as explained below.

(ii) Each cluster is assigned a birth redshift, depending on model type — either uniform (between 0-8 or 0-12) or [Madau & Dickinson \(2014\)](#) distribution or fixed at a redshift of 2, irrespective of their initial cluster properties.

(iii) Volumetric shells are created, such that they join to enclose a volume with radius with endpoints corresponding to redshift 0 and 8. The width of each shell is taken to be 0.2 as step-size (although our calculation becomes independent of the step-size, as long as N is large enough).

(iv) A flat Λ CDM cosmology with a Hubble constant of $70 \text{ km s}^{-1} \text{ Mpc}^{-1}$ and $\Omega_0 = 0.3$ is assumed. For each merger in each cluster (at the given birth redshift), the true merger redshift and look-back times are computed. Only the mergers that occur within the lower limit of the grid redshift is taken (i.e., mergers that happen in the future of the cluster are rejected). Here, we also calculate the signal-to-noise ratio (SNR) of the gravitational-wave emission of the coalescing binaries for a range of different detectors. The SNR is a standard quantification of the detectability of a gravitational-wave signal for a given instrument, and can be calculated for a compact binary as ([Cutler & Flanagan 1994](#))

$$\text{SNR}^2 = \frac{5}{6} \frac{1}{\pi^{4/3}} \frac{c^2}{r^2} \left(\frac{GM_c}{c^3} \right)^{5/3} |Q(\theta, \phi; \iota)|^2 \int_{f_{\min}}^{f_{\max}} df \frac{f^{-7/3}}{S_n(f)}, \quad (8)$$

where r is the luminosity distance to the binary and $M_c = (m_1 m_2)^{3/5} / (m_1 + m_2)^{1/5}$ its chirp mass. The function $Q(\theta, \phi; \iota)$ describes the antenna response of the detector to the cross and plus polarization of the gravitational wave; it depends on the polar angles θ and ϕ of the binary position on the sky and the inclination ι of its orbital axis with respect to the line-of-sight. In this work, we marginalise $|Q(\theta, \phi; \iota)|^2$ over all angles, which yields $\langle |Q(\theta, \phi; \iota)|^2 \rangle = 4/25$ for an interferometric detector design ([Maggiore 2008](#)). The function $S_n(f)$ is the noise power spectral density of a given instrument. Here, we use the noise power spectral densities for the currently operating Advanced LIGO (aLIGO) detectors and the planned Cosmic Explorer (CE) and Einstein Telescope (ET) detectors.⁹

The frequency minimum f_{\min} and maximum f_{\max} of the integration in Eq. (8) depend on the detector. Ground-based detectors like aLIGO, CE, and ET are sensitive to relatively high gravitational-wave frequencies, $\sim O(10^1 - 10^3)$ Hz, which are emitted by binaries during their final orbits before merger. Hence, for ground-based detectors we set the $f_{\max} = c^3 / [6\sqrt{6}\pi G(m_1 + m_2)]$, corresponding to the frequency of the binary's Innermost Stable Circular Orbit (ISCO). For practical purposes, we can set the lower limit of the integration to $f_{\min} = 0$, because for the noise power spectral densities of ground-based detectors only frequencies $f \gtrsim 10$ Hz significantly contribute to the integral in Eq. (8).

If there are “ Δk ” selected mergers within the interval of Δt_k , in

⁸ Schechter function: $\phi(M) = \phi^* \ln(10) [10^{(M-M^*)}]^{1+\alpha} \exp[-10^{(M-M^*)}]$. We have a turn-over mass index in units of dex $M^* = 10.9; 11.04; 10.97$, normalization of Schechter function in logarithm $\log \phi^* = -2.54; -4.03; -4.28$, slope $\alpha = -1.59; -1.69; -1.70$ for ModelA_{1,2} ([Mortlock et al. 2015](#)) and ModelA₃ ([Song et al. 2016](#)) respectively.

⁹ For aLIGO we adopt $S_n(f)$ from released data of the collaboration: <https://dcc.ligo.org/LIGO-T1800044/public>, last accessed 16 May 2023. For CE we adopt $S_n(f)$ from released data of the collaboration: <https://cosmicexplorer.org/sensitivity.html>, last accessed 16 May 2023. For ET we adopt $S_n(f)$ from released data of the collaboration: <https://www.et-gw.eu/index.php/etsensitivities>, last accessed 16 May 2023. (see main text).

a particular “ N^{th} ” cluster associated normalized weight “ w_N ”, the weighted contribution of that cluster in merger rate becomes

$$\left(\frac{\Delta k}{\Delta t_k}\right) w_N, \quad (9)$$

in units of yr^{-1} (since w_N is dimensionless). Averaging the contribution for N cluster for each model set, we get

$$\sum_N \left(\frac{\Delta k}{\Delta t_k}\right) w_N, \quad (10)$$

since w_N is factorized such that $\sum w_N = 1$.

(v) If the number density of galaxies is $\rho_s \text{ Gpc}^{-3}$ for the volume grid v_s , we need to sum over “ s ” volume grids that gives the total volume V , such that the total merger rates \mathcal{R} becomes

$$\mathcal{R} = \frac{f_{\text{nc}}}{V} \sum_s \rho_s v_s \sum_N \left\{ \left(\frac{\Delta k}{\Delta t_k}\right) w_N \right\}, \quad (11)$$

where f_{nc} is the fraction of galaxies in the mass range of $10^8 - 10^{12} M_\odot$ that have a nuclear cluster. Observationally, this fraction varies with galaxy mass, with $\lesssim 20\%$ for galaxies with mass around $10^6 M_\odot$, to as high as 90% for galaxy mass of $10^9 - 10^{10} M_\odot$. However, we simplify the matter by taking $f_{\text{nc}} = 0.8$ for all galaxies, which is a rough estimate for Late-type galaxies in our mass range (Neumayer et al. 2020, Fig 3). If a more generalized condition is desired, such that f_{nc} becomes a function of the host galaxy mass (f_{nc}, N), this term can be added inside the summation over N . If ρ_s is independent of galaxy properties and redshift (and hence constant), the expression can be simplified to

$$\mathcal{R} = f_{\text{nc}} \rho_s \sum_N \left\{ \left(\frac{\Delta k}{\Delta t_k}\right) w_N \right\}. \quad (12)$$

The choice of ρ_s is a tricky one. Fletcher (1946) estimated the high value of $\rho_s \approx 12 \text{ Mpc}^{-3}$. More recent works have lowered this number significantly (Poggianti et al. 2013; Leja et al. 2013; Ownsworth et al. 2016), but with different studies resulting in different estimates for ρ_s , we have taken the upper limit of $\rho_s \approx 0.01 \text{ Mpc}^{-3}$ (Conselice et al. 2005, through the Hubble Space telescope), as used by Antonini et al. (2019). Conselice et al. (2016) predicts $\approx 2 \times 10^{12}$ galaxies within the redshift of 8 (making $\rho_s \approx 0.001 \text{ Mpc}^{-3}$), while Lauer et al. (2021) with New Horizons shows the sky to be $10\times$ less bright. JWST data may further alter ρ_s in the near future.

(vi) Detectable rates $\mathcal{R}_{\text{LVK,CE,ET}}$ for aLVK, CE, ET are also calculated in a similar way, but only by counting the mergers with $\text{SNR} > 8$ correspondingly.

Finally, We note that our nuclear cluster models do not have a central SMBH, while observations show that at least in some galaxies they coexist (e.g., Seth et al. 2008; Neumayer & Walcher 2012). Thus, our merger rates should be most likely intended as upper limits.

The calculated rates for different models are tabulated in Table 3. We find intrinsic rates between $\mathcal{R} = 0.01 - 0.80 \text{ Gpc}^{-3} \text{ yr}^{-1}$, while $\mathcal{R}_{\text{LVK}} \leq 0.7\mathcal{R}$, $\mathcal{R}_{\text{CE}} \approx 0.8 - 0.9\mathcal{R}$ and $\mathcal{R}_{\text{ET}} \geq 0.9\mathcal{R}$. Lower-redshift, late-type host galaxies appear to have higher merger rates. Comparing ModelA₁ to ModelD₁, we observe that extending the redshift to 12 from 8 does not change \mathcal{R} significantly. The lack of contribution from clusters born at higher redshifts is also apparent in models ModelH_{1,2}, where \mathcal{R} remain identical, and negligibly lower than ModelA₁. As the initial cluster densities are made higher in ModelF_{1,2}, the rates increases by 5 to 8 times. The spread in cluster mass-radius is only partially encapsulated in ModelB_{1,2} and

ModelC_{1,2}, resulting in ModelG_{1,2} with simplistic equi-weight assumptions produce slightly higher \mathcal{R} .

Qualitatively, while the LVK and ET appear to be able to observe ($\text{SNR} > 8$) for primary masses up to a few hundred M_\odot s and $q \sim \mathcal{O}(10^{-1})$, CE pushes this threshold to about $800 M_\odot$ and $q \sim \mathcal{O}(10^{-2})$.

Evolving the 228 Georgiev et al. (2016) models under two assumptions of initial conditions—(a) mass and radius are the same as in current observations, and (b) mass is the same as in current observations and radius is 1 pc —we find that after a Hubble Time, in model (a) ≈ 6 of the clusters host IMBHs $> 1000 M_\odot$ and ≈ 168 of them host an IMBH of mass 100 to $400 M_\odot$; in model (b), ≈ 20 of the clusters host IMBHs $> 1000 M_\odot$ and ≈ 176 of them host an IMBH of mass 100 to $400 M_\odot$.

5 CONCLUSIONS

In this study we have studied 3,400 massive clusters within the initial mass range of $10^6 - 10^8 M_\odot$ and initial density range of $10^5 - 10^8 M_\odot \text{ pc}^{-3}$, which can be considered in the parameter space of nuclear clusters and the most massive globular clusters with the updated fast code cBHBd that incorporates initial mass function (hence metallicity) dependent probabilistic DBH pairing, binary-single encounters (including mass-dependent energy loss $\Delta E/E$). In reference to the main questions we asked in Sec. 1, we find that —

(i) IMBHs ranging from $\mathcal{O}(2) - \mathcal{O}(4) M_\odot$ can be created solely through in-cluster hierarchical mergers (Fig. 19). This mass range is roughly one or two magnitudes lower than the least massive SMBHs. To reach to the mass range of SMBHs from the hierarchically-created IMBHs, there must therefore be subsequent mass accretion through other processes.

(ii) The initial cluster escape velocity is the most important parameter in determining IMBH formation. The corresponding values of cluster’s mass and density determine the final mass of the IMBH. For $v_{\text{esc}} \geq 400 \text{ km s}^{-1}$, an IMBH with mass up to $\mathcal{O}(4) M_\odot$ can form for sufficiently high cluster masses and densities (see the lower panel of Fig. 10). This cut-off escape velocity results from a combination of increased BH retention post-natal kick (Fig. 11) and gravitational wave recoils, which average to around 400 km s^{-1} for all spin magnitudes and orientations (see Fig. 12). Other secondary factors that play a role in determining the mass of the IMBH are cluster metallicity (which alters the width of the initial mass function), DBH pairing prescription (α parameter, see Sec. 2) and the mass-dependent functional form of $\Delta E/E$ (see Sec. 2). On the other hand, the initial BH spin distribution, unless extremely high (i.e. $\chi_{1,2} = 1; 1$), does not significantly affect the final IMBH mass nor its spin.

(iii) An in initial BH seed of at least $10\times$ the most massive (stellar-evolution originated) in-cluster initial BH is required to maximise the probability of the seed BH’s retention after a few hierarchical mergers (Sec. 3.2.4), which can be $\sim 200 M_\odot$ for metal-rich clusters to $\sim 400 M_\odot$ for metal-poor clusters.

(iv) The spin of the final IMBHs shows a double peak distribution and a clear mass dependence (upper right panel of Fig. 18; and Fig. 14). For masses $\geq 10^3 M_\odot$ the IMBH spin is $\chi_{\text{IMBH}} \sim 0.15$, while for lower masses the spin distribution peaks at ~ 0.7 .

(v) $\approx 6 - 20\%$ of all in-cluster mergers in our set of models are expected to have an eccentricity $e \geq 0.1$ at 10 Hz . We find that eccentric mergers are particularly favoured in equal-mass binaries. This means that metal-rich and younger (age $\sim 0.5 - 1.5 \text{ Gyrs}$) clusters, which do not form IMBHs of $> 100 M_\odot$, are ideal formation grounds

for eccentric mergers that may be detected by the current generation of gravitational-wave detectors.

About 2 – 9% of all in-cluster mergers are also expected to be formed at a frequency greater than 10 Hz (this is a subset of the eccentric merger fraction). Such extreme cases may appear in the LVK burst searches (see Fig. 7).

(vi) The number of mergers involving an IMBH (i.e. $\geq 100 M_{\odot}$) as a fraction of the total number of mergers is expressed by \mathcal{F}_{100} . Very dense clusters ($\rho_i = 10^8 M_{\odot} \text{pc}^{-3}$) that rapidly form a BH of $100 M_{\odot}$ can have $0.09 \lesssim \mathcal{F}_{100} \lesssim 0.53$. For the Fiducial model, $\mathcal{F}_{100} \approx 0.16$ (Table 2).

(vii) The fraction of ejected mergers, \mathcal{F}_{ej} , is a function of the cluster mass and escape velocity, with $\approx 20 - 100\%$ of the DBH mergers being ejected mergers in clusters with $v_{\text{esc}} < 100 \text{ km s}^{-1}$. However, \mathcal{F}_{ej} becomes negligible when $v_{\text{esc}} > 200 \text{ km s}^{-1}$ (see Sec. 3.3 and Fig. 17). Ex-situ mergers are typically less massive, more symmetric in mass, and have a longer delay time than their in-situ counterparts.

(viii) The rates of DBH mergers from nuclear clusters can be rounded to $\mathcal{R} \approx 0.01 - 1 \text{ Gpc}^{-3} \text{yr}^{-1}$. The orders-of-magnitude uncertainty on the rates arises predominantly due to the uncertain number density distribution of nucleated galaxies (we assume $\rho_s = 0.01 \text{ Mpc}^{-3}$ and $f_{\text{nc}} = 0.8$). Uncertainties in the initial nuclear cluster mass-density distribution, the nuclear cluster mass scaling relation with respect to host galaxy mass, and the metallicity distribution of nuclear clusters have lower impact on \mathcal{R} .

(ix) At $\text{SNR} > 8$, we expect ET and CE to detect about 80% and at least 90% respectively of the intrinsic DBH mergers from nuclear clusters. Out of the 228 nuclear clusters with well-measured masses and radii (Georgiev et al. 2016), we predict that up to 80% of the clusters host hierarchically-formed IMBHs with masses $\lesssim 400 M_{\odot}$, and that up to 20 host IMBHs with masses $> 1000 M_{\odot}$. We also highlight that, while the current generation of gravitational-wave detectors can only observe IMBHs of up to a few hundred M_{\odot} , future detectors such as CE will have improved lower-frequency sensitivity, enabling detection of more massive ($\sim 500 - 800 M_{\odot}$) IMBHs.

Future improvements to the study presented here will include binary-binary interactions, BH mergers with other objects (e.g., neutron stars, white dwarfs, non-compact objects), both globular and nuclear clusters, mass gain through infalling globular clusters, and the wet component of gas accretion for nuclear clusters (Guillard et al. 2016; Bourne & Power 2016).

ACKNOWLEDGEMENTS

We thank Mark Gieles, Daniel Marín Pina, Simon Stevenson and Tom Wagg for useful discussions and comments. DC and JB are supported by the STFC grant ST/V005618/1, and FA is supported by an STFC Rutherford fellowship (ST/P00492X/2). IMR-S acknowledges support received from the Herchel Smith Postdoctoral Fellowship Fund. This work made use of the OzSTAR high performance computer at Swinburne University of Technology. OzSTAR is funded by Swinburne University of Technology and the National Collaborative Research Infrastructure Strategy (NCRIS).

DATA AVAILABILITY

The data utilized for this work will be freely available upon reasonable request to the corresponding author.

REFERENCES

- Abbott B. P., et al., 2016, *Phys. Rev. Lett.*, 116, 061102
 Abbott R., et al., 2020, *Phys. Rev. Lett.*, 125, 101102
 Abbott R., et al., 2021a, *arXiv e-prints*, p. arXiv:2111.03606
 Abbott R., et al., 2021b, *arXiv e-prints*, p. arXiv:2111.03634
 Abbott R., et al., 2021c, *Phys. Rev. X*, 11, 021053
 Akiyama K., et al., 2019, *ApJ*, 875, L1
 Akiyama K., et al., 2022, *ApJ*, 930, L12
 Antonini F., Gieles M., 2020a, *Phys. Rev. D*, 102, 123016
 Antonini F., Gieles M., 2020b, *Mon. Not. Roy. Astron. Soc.*, 492, 2936
 Antonini F., Rasio F. A., 2016, *ApJ*, 831, 187
 Antonini F., Murray N., Mikkola S., 2014, *ApJ*, 781, 45
 Antonini F., Chatterjee S., Rodriguez C. L., Morscher M., Pattabiraman B., Kalogera V., Rasio F. A., 2016, *ApJ*, 816, 65
 Antonini F., Gieles M., Gualandris A., 2019, *Mon. Not. Roy. Astron. Soc.*, 486, 5008
 Antonini F., Gieles M., Dosopoulou F., Chattopadhyay D., 2022, *arXiv e-prints*, p. arXiv:2208.01081
 Askar A., Szkudlarek M., Gondek-Rosińska D., Giersz M., Bulik T., 2017, *MNRAS*, 464, L36
 Asplund M., Grevesse N., Sauval A. J., Scott P., 2009, *ARA&A*, 47, 481
 Banerjee S., 2018, *Mon. Not. Roy. Astron. Soc.*, 481, 5123
 Banerjee S., 2021, *MNRAS*, 500, 3002
 Banerjee S., Baumgardt H., Kroupa P., 2010, *MNRAS*, 402, 371
 Bavera S. S., et al., 2020, *A&A*, 635, A97
 Belczynski K., 2020, *ApJ*, 905, L15
 Belczynski K., Taam R. E., Kalogera V., Rasio F. A., Bulik T., 2007, *ApJ*, 662, 504
 Belczynski K., Bulik T., Fryer C. L., Ruiter A., Valsecchi F., Vink J. S., Hurley J. R., 2010, *ApJ*, 714, 1217
 Belczynski K., Holz D. E., Bulik T., O’Shaughnessy R., 2016, *Nature*, 534, 512
 Belczynski K., et al., 2020, *ApJ*, 890, 113
 Belkus H., Van Bever J., Vanbeveren D., 2007, *ApJ*, 659, 1576
 Binney J., Tremaine S., 2008, *Galactic Dynamics: Second Edition*, rev - revised, 2 edn. Princeton University Press, <http://www.jstor.org/stable/j.ctvcv778ff>
 Böker T., Sarzi M., McLaughlin D. E., van der Marel R. P., Rix H.-W., Ho L. C., Shields J. C., 2004, *AJ*, 127, 105
 Bonson K., Gallo L. C., 2016, *MNRAS*, 458, 1927
 Bourne M. A., Power C., 2016, *MNRAS*, 456, L20
 Breen P. G., Heggie D. C., 2013, *MNRAS*, 432, 2779
 Broekgaarden F. S., Stevenson S., Thrane E., 2022, *ApJ*, 938, 45
 Castellano M., et al., 2022, *ApJ*, 938, L15
 Chakraborty S., Navale N., Ratheesh A., Bhattacharyya S., 2020, *MNRAS*, 498, 5873
 Charles P., et al., 2022, in *High Energy Astrophysics in Southern Africa 2021*, p. 24 (arXiv:2201.11442), doi:10.22323/1.401.0024
 Chattopadhyay D., Hurley J., Stevenson S., Raidani A., 2022a, *Mon. Not. Roy. Astron. Soc.*, 513, 4527
 Chattopadhyay D., Stevenson S., Broekgaarden F., Antonini F., Belczynski K., 2022b, *MNRAS*, 513, 5780
 Chia H. S., 2021, *Phys. Rev. D*, 104, 024013
 Conselice C. J., Blackburne J. A., Papovich C., 2005, *ApJ*, 620, 564
 Conselice C. J., Wilkinson A., Duncan K., Mortlock A., 2016, *ApJ*, 830, 83
 Côté P., et al., 2006, *ApJS*, 165, 57
 Cutler C., Flanagan É. E., 1994, *Phys. Rev. D*, 49, 2658
 Dall’Amico M., Mapelli M., Torniamenti S., Arca Sedda M., 2023, *arXiv e-prints*, p. arXiv:2303.07421
 Di Carlo U. N., Giacobbo N., Mapelli M., Pasquato M., Spera M., Wang L., Haardt F., 2019, *MNRAS*, 487, 2947
 Di Carlo U. N., et al., 2021, *MNRAS*, 507, 5132
 Doctor Z., Farr B., Holz D. E., 2021, *ApJ*, 914, L18
 Dolgov A., Postnov K., 2017, *J. Cosmology Astropart. Phys.*, 2017, 036
 Farmer R., Renzo M., de Mink S. E., Marchant P., Justham S., 2019a, *ApJ*, 887, 53
 Farmer R., Renzo M., de Mink S. E., Marchant P., Justham S., 2019b, *ApJ*,

Table 2. Results from cBHBd cluster models, showing most massive IMBH properties — mass ($M_{\text{IMBH}}^{50,10,90}$), spin (χ_{IMBH}^{50}), generation (n^{th} G), cluster density at a Hubble time ($\rho_{\text{h}}/10^5$), median formation timescales for $100 M_{\odot}$ and $1000 M_{\odot}$ IMBHs ($t_{100 M_{\odot}}$ and $t_{1000 M_{\odot}}$), eccentric DBH merger fraction (\mathcal{F}_{ecc}), high-frequency burst merger fraction ($\mathcal{F}_{\text{freq}}$) and fraction of DBH mergers with at-least one component $\geq 100 M_{\odot}$ (\mathcal{F}_{100}).

Sl. no.	Model	M_{IMBH}^{50} (M_{\odot})	M_{IMBH}^{10} (M_{\odot})	M_{IMBH}^{90} (M_{\odot})	χ_{IMBH}^{50}	n^{th} G (IMBH)	$\rho_{\text{h}}/10^5$ ($M_{\odot} \text{ pc}^{-3}$)	$t_{100 M_{\odot}}$ (Gyr)	$t_{1000 M_{\odot}}$ (Gyr)	\mathcal{F}_{ecc}	$\mathcal{F}_{\text{freq}}$	\mathcal{F}_{100}
1.	Fiducial	10562	9451	11742	0.134	121_{-20}^{+24}	0.31	0.46	0.61	17.19	06.05	0.164
2.	M8D8	21187	19946	23228	0.085	283_{-29}^{+34}	4.27	0.42	0.46	18.08	06.53	0.531
3.	M8D7	21952	19192	23754	0.131	172_{-15}^{+20}	1.43	1.46	1.69	18.02	06.26	0.273
4.	M7D8	7240	6790	8068	0.155	118_{-18}^{+14}	6.27	0.05	0.06	19.27	06.67	0.410
5.	M7D7	5310	409	7716	0.293	83_{-76}^{+37}	0.27	0.51	0.41	14.52	05.03	0.062
6.	M7D6	209	164	259	0.657	4_{-1}^{+1}	0.93	1.84	-	10.53	03.54	0.011
7.	M7D5	159	147	185	0.679	3_{-0}^{+0}	0.08	6.21	-	07.88	02.53	0.004
8.	M6D8	212	170	367	0.610	4_{-0}^{+3}	314.05	0.01	-	18.92	06.93	0.091
9.	M6D7	150	130	178	0.716	3_{-0}^{+1}	25.92	0.05	-	12.69	04.43	0.004
10.	M6D6	123	116	142	0.690	2_{-0}^{+1}	3.31	0.21	-	08.49	03.06	0.001
11.	M6D5	121	113	124	0.695	2_{-0}^{+0}	0.22	0.91	-	04.66	02.05	9e-5
12.	Z_10	10168	9128	11071	0.154	115_{-25}^{+19}	0.46	0.47	0.63	17.56	06.30	0.163
13.	Z_100	6472	5140	6811	0.166	113_{-22}^{+12}	2.47	0.86	1.12	20.16	08.86	0.052
14.	SN_D	10862	9671	12223	0.163	125_{-18}^{+26}	0.26	0.41	0.66	16.81	06.01	0.173
15.	Sd_50	10574	9560	11572	0.152	128_{-20}^{+17}	0.31	0.41	0.81	16.64	05.81	0.182
16.	Sd_100	10556	9590	11719	0.141	125_{-20}^{+24}	0.31	0.44	0.59	16.93	05.91	0.184
17.	Sd_150	10462	9485	11660	0.157	130_{-20}^{+20}	0.30	0.41	0.57	16.61	05.74	0.195
18.	Sd_200	10211	8796	11232	0.150	133_{-26}^{+45}	0.30	0.38	0.59	16.22	05.64	0.204
19.	MI_ev	10456	9058	11733	0.184	125_{-7}^{+18}	0.32	0.44	0.66	16.62	05.83	0.152
20.	MI_0	10296	9677	11466	0.128	151_{-20}^{+15}	1.53	0.29	0.33	16.91	05.90	0.417
21.	MI_0M7D5	219	185	276	0.700	4_{-1}^{+1}	0.39	4.73	-	16.61	03.34	0.014
22.	Vk_0	10537	9346	11512	0.154	121_{-20}^{+19}	0.31	0.48	0.64	16.73	05.78	0.154
23.	Vk_0M7D7	1091	402	7041	0.521	17_{-10}^{+95}	3.21	0.52	0.56	14.39	05.05	0.053
24.	Vk_0M7D5	164	145	187	0.704	3_{-0}^{+0}	0.09	5.97	-	07.90	02.61	0.004
25.	Vk_0Z100	6488	5340	6795	0.162	112_{-23}^{+14}	2.47	1.19	1.17	20.08	08.86	0.046
26.	Sp_01	10640	9595	11868	0.147	126_{-21}^{+21}	0.31	0.43	0.65	16.71	05.85	0.171
27.	Sp_33	11196	10283	11826	0.139	123_{-20}^{+14}	0.31	0.46	0.68	17.11	06.15	0.143
28.	Sp_11	7148	423	7679	0.147	162_{-153}^{+20}	0.30	0.57	0.92	17.06	06.38	0.079
29.	Sp_LVK	7654	5517	8186	0.155	164_{-48}^{+13}	0.30	0.50	0.79	17.15	06.18	0.142
30.	Ord_BH	7217	657	8155	0.161	162_{-150}^{+18}	0.31	0.57	0.75	15.99	05.34	0.168
31.	DE	8902	8173	9459	0.157	141_{-30}^{+20}	0.31	0.43	0.59	12.18	04.43	0.199
32.	DE_M7D7	667	346	6140	0.581	12_{-6}^{+106}	7.08	0.66	-	10.88	03.97	0.604
33.	DE_M7D5	158	143	189	0.685	3_{-0}^{+0}	0.08	6.54	-	06.06	01.96	0.004
34.	DE_Z100	5071	4582	5344	0.179	120_{-21}^{+18}	2.46	0.93	1.38	14.71	06.84	0.065

887, 53

Fletcher A., 1946, *MNRAS*, 106, 121Fragione G., Loeb A., 2020, *Astrophys. J. Lett.*, 901, L32Fragione G., Silk J., 2020, *Mon. Not. Roy. Astron. Soc.*, 498, 4591Fryer C. L., Belczynski K., Wiktorowicz G., Dominik M., Kalogera V., Holz D. E., 2012, *ApJ*, 749, 91Garofalo D., 2013, *Advances in Astronomy*, 2013, 213105Generozov A., Stone N. C., Metzger B. D., Ostriker J. P., 2018, *MNRAS*, 478, 4030

Georgiev I. Y., Böker T., Leigh N., Lützgendorf N., Neumayer N., 2016,

MNRAS, 457, 2122Giacobbo N., Mapelli M., 2018, *MNRAS*, 480, 2011Gondán L., Kocsis B., Raffai P., Frei Z., 2018, *ApJ*, 855, 34González E., Kremer K., Chatterjee S., Fragione G., Rodríguez C. L., Weatherford N. C., Ye C. S., Rasio F. A., 2021, *ApJ*, 908, L29Guillard N., Emsellem E., Renaud F., 2016, *MNRAS*, 461, 3620Hannam M., et al., 2022, *Nature*, 610, 652Heggie D. C., Hut P., 1993, *ApJS*, 85, 347Heggie D., Hut P., 2003, *The Gravitational Million-Body Problem: A Multi-disciplinary Approach to Star Cluster Dynamics*. Cambridge University

Name	galaxy-type	mass-radius fit	metallicity	redshift range fit	birth distribution	$\mathcal{R}(\text{Gpc}^{-3}\text{yr}^{-1})$
ModelA ₁	late	median	1.5×10^{-3}	$0.3 < z < 0.5^*$	uniform, 0-8	0.12
ModelA ₂	late	median	1.5×10^{-3}	$0.5 < z < 3^*$	uniform, 0-8	0.09
ModelA ₃	late	median	1.5×10^{-3}	$z = 5^\dagger$	uniform, 0-8	0.06
ModelB ₁	late	high	1.5×10^{-3}	$0.3 < z < 0.5$	uniform, 0-8	0.15
ModelB ₂	late	low	1.5×10^{-3}	$0.3 < z < 0.5$	uniform, 0-8	0.08
ModelC ₁	early	high	1.5×10^{-3}	$0.3 < z < 0.5$	uniform, 0-8	0.04
ModelC ₂	early	low	1.5×10^{-3}	$0.3 < z < 0.5$	uniform, 0-8	0.03
ModelC ₃	early	median	1.5×10^{-3}	$0.3 < z < 0.5$	uniform, 0-8	0.01
ModelD ₁	late	median	1.5×10^{-3}	$0.3 < z < 0.5$	uniform, 0-12	0.12
ModelD ₂	late	median	1.5×10^{-3}	$z = 5$	uniform, 0-12	0.10
ModelE ₁	late	median	1.5×10^{-4}	$0.3 < z < 0.5$	uniform, 0-8	0.13
ModelE ₂	late	median	1.5×10^{-4}	$z = 5$	uniform, 0-8	0.09
ModelF ₁	late	median, 1 pc	1.5×10^{-3}	$0.3 < z < 0.5$	uniform, 0-8	0.47
ModelF ₂	late	median, median $\times 0.01$	1.5×10^{-3}	$0.3 < z < 0.5$	uniform, 0-8	0.75
ModelG ₁ [⊗]	-	-	1.5×10^{-3}	-	-	0.61
ModelG ₂	-	-	1.5×10^{-3}	-	-	0.80
ModelH ₁	late	median	1.5×10^{-3}	$0.3 < z < 0.5^*$	MD ^ψ , 0-8	0.11
ModelH ₂	late	median	1.5×10^{-3}	$0.3 < z < 0.5^*$	MD peak, 2	0.11

Table 3. The different models we use to explore intrinsic cosmological merger rates (\mathcal{R}) of DBHs from nuclear clusters. Given the uncertain nature of nuclear cluster initial parameters and their evolution, the differences in the model assumptions are aimed at highlighting the variance in the calculated rates. We note that the detector observable rates are $\mathcal{R}_{\text{LVK}} \lesssim 0.7\mathcal{R}$, $\mathcal{R}_{\text{CE}} \approx 0.8 - 0.9\mathcal{R}$ and $\mathcal{R}_{\text{ET}} \gtrsim 0.9\mathcal{R}$.

*: Mortlock et al. (2015); †: Song et al. (2016); ⊗: Georgiev et al. (2016); ψ: Madau & Dickinson (2014).

- Press, doi:10.1017/CBO9781139164535
- Hénon M., 1972, in Lecar M., ed., *Gravitational N-Body Problem*. Springer Netherlands, Dordrecht, pp 44–59
- Hills J. G., Fullerton L. W., 1980, *AJ*, **85**, 1281
- Hobbs G., Lorimer D. R., Lyne A. G., Kramer M., 2005, *MNRAS*, **360**, 974
- Hong J., Askar A., Giersz M., Hupki A., Yoon S.-J., 2020, *Mon. Not. Roy. Astron. Soc.*, **498**, 4287
- Hurley J. R., Pols O. R., Tout C. A., 2000, *MNRAS*, **315**, 543
- Janka H. T., 2013, *Mon. Not. Roy. Astron. Soc.*, **434**, 1355
- Kamlah A. W. H., et al., 2022, *MNRAS*, **511**, 4060
- Kroupa P., 2001, *MNRAS*, **322**, 231
- Lauer T. R., et al., 2021, *ApJ*, **906**, 77
- Le Tiec A., Casals M., 2021, *Phys. Rev. Lett.*, **126**, 131102
- Le Tiec A., Blanchet L., Will C. M., 2010, *Class. Quant. Grav.*, **27**, 012001
- Leja J., van Dokkum P., Franx M., 2013, *ApJ*, **766**, 33
- Lipunov V. M., Postnov K. A., Prokhorov M. E., 1997, *MNRAS*, **288**, 245
- Lousto C. O., Zlochower Y., 2009, *Phys. Rev. D*, **79**, 064018
- Lousto C. O., Campanelli M., Zlochower Y., Nakano H., 2010, *Classical and Quantum Gravity*, **27**, 114006
- Loutrel N., 2020, *arXiv e-prints*, p. arXiv:2009.11332
- Lower M., et al., 2018, *Phys. Rev. D*, **98**
- Lucy L. B., Solomon P. M., 1970, *ApJ*, **159**, 879
- Ma L., Fuller J., 2023, *arXiv e-prints*, p. arXiv:2305.08356
- Madau P., Dickinson M., 2014, *ARA&A*, **52**, 415
- Maggiore M., 2008, *Gravitational Waves: Volume 1: Theory and Experiments*. Gravitational Waves, OUP Oxford, <https://books.google.de/books?id=AqVpQgAACAAJ>
- Mapelli M., et al., 2021, *MNRAS*, **505**, 339
- Marchant P., Moriya T., 2020, *Astron. Astrophys.*, **640**, L18
- Miller M. C., Hamilton D. P., 2002, *MNRAS*, **330**, 232
- Mortlock A., et al., 2015, *MNRAS*, **447**, 2
- Neumayer N., Walcher C. J., 2012, *Advances in Astronomy*, **2012**, 709038
- Neumayer N., Seth A., Böker T., 2020, *A&ARv*, **28**, 4
- Nokhrina E. E., Gurvits L. I., Beskin V. S., Nakamura M., Asada K., Hada K., 2019, *MNRAS*, **489**, 1197
- Ownsworth J. R., Conselice C. J., Mundy C. J., Mortlock A., Hartley W. G., Duncan K., Almaini O., 2016, *MNRAS*, **461**, 1112
- Peters P. C., 1964, *Physical Review*, **136**, 1224
- Piotrovich M. Y., Buliga S. D., Natsvlshvili T. M., 2022, *Astronomische Nachrichten*, **343**, e10020
- Poggianti B. M., Moretti A., Calvi R., D’Onofrio M., Valentiniuzzi T., Fritz J., Renzi A., 2013, *ApJ*, **777**, 125
- Qin Y., Fragos T., Meynet G., Andrews J., Sørensen M., Song H. F., 2018, *A&A*, **616**, A28
- Quinlan G. D., 1996, *New Astron.*, **1**, 35
- Reynolds C. S., 2013, *Class. Quant. Grav.*, **30**, 244004
- Reynolds C. S., 2021, *ARA&A*, **59**, 117
- Rodríguez C. L., Chatterjee S., Rasio F. A., 2016a, *Phys. Rev. D*, **93**, 084029
- Rodríguez C. L., Zevin M., Pankow C., Kalogera V., Rasio F. A., 2016b, *Astrophys. J. Lett.*, **832**, L2
- Rodríguez C. L., Amaro-Seoane P., Chatterjee S., Kremer K., Rasio F. A., Samsing J., Ye C. S., Zevin M., 2018a, *Phys. Rev. D*, **98**, 123005
- Rodríguez C. L., Amaro-Seoane P., Chatterjee S., Kremer K., Rasio F. A., Samsing J., Ye C. S., Zevin M., 2018b, *Phys. Rev. D*, **98**, 123005
- Rodríguez C. L., Amaro-Seoane P., Chatterjee S., Rasio F. A., 2018c, *Phys. Rev. Lett.*, **120**, 151101
- Romero-Shaw I., Lasky P. D., Thrane E., Calderón Bustillo J., 2020, *ApJ*, **903**, L5
- Romero-Shaw I., Lasky P. D., Thrane E., 2021, *ApJ*, **921**, L31
- Romero-Shaw I. M., Loutrel N., Zevin M., 2022a, *arXiv e-prints*, p. arXiv:2211.07278
- Romero-Shaw I., Lasky P. D., Thrane E., 2022b, *ApJ*, **940**, 171
- Romero-Shaw I. M., Gerosa D., Loutrel N., 2023, *MNRAS*, **519**, 5352
- Sabhahit G. N., Vink J. S., Sander A. A. C., Higgins E. R., 2023, *MNRAS*, **524**, 1529
- Samsing J., 2018, *Phys. Rev. D*, **97**, 103014
- Samsing J., Askar A., Giersz M., 2018, *Astrophys. J.*, **855**, 124
- Schechter P., 1976, *ApJ*, **203**, 297
- Schödel R., et al., 2007, *A&A*, **469**, 125
- Schödel R., Merritt D., Eckart A., 2009, *A&A*, **502**, 91
- Schödel R., Noguera-Lara F., Gallego-Cano E., Shahzamanian B., Gallego-Calvente A. T., Gardini A., 2020, *A&A*, **641**, A102
- Seth A., Agüeros M., Lee D., Basu-Zych A., 2008, *ApJ*, **678**, 116
- Song M., et al., 2016, *ApJ*, **825**, 5
- Sopuerta C. F., Yunes N., Laguna P., 2007, *ApJ*, **656**, L9
- Stevenson S., Vigna-Gómez A., Mandel I., Barreter J. W., Neijssel C. J., Perkins D., de Mink S. E., 2017, *Nature Commun.*, **8**, 14906
- Tetarenko B. E., et al., 2016, *ApJ*, **825**, 10
- Tiwari V., Fairhurst S., 2021, *ApJ*, **913**, L19
- Valcin D., Jimenez R., Verde L., Bernal J. L., Wandelt B. D., 2021, *J. Cosmology Astropart. Phys.*, **2021**, 017
- Vink J. S., de Koter A., Lamers H. J. G. L. M., 2001, *A&A*, **369**, 574

- Wang L., et al., 2016, [MNRAS](#), **458**, 1450
- Wang K., Huang Z.-p., Wang J.-m., 2019, [Chinese Astron. Astrophys.](#), **43**, 217
- Wen L., 2003, [ApJ](#), **598**, 419
- Woosley S. E., 2017, [Astrophys. J.](#), 836, 244
- Woosley S. E., Heger A., 2021, [ApJ](#), **912**, L31
- Yuan G.-W., et al., 2023, [arXiv e-prints](#), p. [arXiv:2303.09391](#)
- Yungelson L. R., van den Heuvel E. P. J., Vink J. S., Portegies Zwart S. F., de Koter A., 2008, [A&A](#), **477**, 223
- Zevin M., Romero-Shaw I. M., Kremer K., Thrane E., Lasky P. D., 2021, [ApJ](#), **921**, L43

This paper has been typeset from a $\text{\TeX}/\text{\LaTeX}$ file prepared by the author.