



Observation of Cabibbo-suppressed two-body hadronic decays and precision mass measurement of the Ω_c^0 baryon

LHCb collaboration[†]

Abstract

The first observation of the singly Cabibbo-suppressed $\Omega_c^0 \rightarrow \Omega^- K^+$ and $\Omega_c^0 \rightarrow \Xi^- \pi^+$ decays is reported, using proton-proton collision data at a center-of-mass energy of 13 TeV, corresponding to an integrated luminosity of 5.4 fb^{-1} , collected with the LHCb detector between 2016 and 2018. The branching fraction ratios are measured to be

$$\frac{\mathcal{B}(\Omega_c^0 \rightarrow \Omega^- K^+)}{\mathcal{B}(\Omega_c^0 \rightarrow \Omega^- \pi^+)} = [6.08 \pm 0.51 (\text{stat}) \pm 0.40 (\text{syst})]\%,$$

$$\frac{\mathcal{B}(\Omega_c^0 \rightarrow \Xi^- \pi^+)}{\mathcal{B}(\Omega_c^0 \rightarrow \Omega^- \pi^+)} = [15.81 \pm 0.87 (\text{stat}) \pm 0.44 (\text{syst}) \pm 0.16 (\text{ext})]\%.$$

In addition, using the $\Omega_c^0 \rightarrow \Omega^- \pi^+$ decay channel, the Ω_c^0 baryon mass is measured to be

$$M(\Omega_c^0) = 2695.28 \pm 0.07 (\text{stat}) \pm 0.27 (\text{syst}) \pm 0.30 (\text{ext}) \text{ MeV},$$

improving the precision of the previous world average by a factor of 4.

Published in Phys. Rev. Lett. 132 (2024) 081802

© 2024 CERN for the benefit of the LHCb collaboration. CC BY 4.0 licence.

[†]Authors are listed at the end of this Letter.

Charmed baryons have been widely studied in the last decades, providing an excellent sector to scrutinize the dynamics of light quarks bound to a heavy quark [1]. The Λ_c^+ , Σ_c , and Ξ_c baryons, as well as their excited states, have been studied experimentally more extensively than the Ω_c^0 baryon. Some of the current limitations on experimental knowledge of the Ω_c^0 baryon system include the significant uncertainty in the mass determination [2–5], recent lifetime results much larger than the previous world-average [6–9], and the fact that only a few decay modes have been observed [2]. Hence, it is important to extend the knowledge of the Ω_c^0 decay parameters with additional experimental inputs.

Decays of the Ω_c^0 baryon proceed via weak interactions and have been a subject of significant theoretical interest. The decay amplitudes from nonfactorizable contributions, such as internal W -emission and W -exchange transitions, play a crucial role in these decays, and various methods have been developed to calculate such contributions [1]. Branching fractions (BFs) of hadronic Ω_c^0 baryon decays are predicted by different theoretical models, including the pole model [10–12], the covariant confined quark model [13–15], current algebra [16], and the light-front quark model [17, 18]. Nevertheless, predictions of BFs for both $\Omega_c^0 \rightarrow \Omega^- \pi^+$ and $\Omega_c^0 \rightarrow \Xi^- \pi^+$ decays (Charge-conjugate processes are implied throughout this Letter.) have significant discrepancies between the different models [11, 12, 15–18], while there is no theoretical prediction for the $\Omega_c^0 \rightarrow \Omega^- K^+$ decay. The $\Omega_c^0 \rightarrow \Omega^- K^+$ and the $\Omega_c^0 \rightarrow \Xi^- \pi^+$ decays occur through external W -emission or W -exchange transitions, receiving both factorizable and nonfactorizable contributions. Conversely, the $\Omega_c^0 \rightarrow \Omega^- \pi^+$ decay is driven only by a factorizable contribution generated by an external W -emission amplitude. To this day, no absolute BF of Ω_c^0 decays has been measured. The $\Omega_c^0 \rightarrow \Omega^- \pi^+$ decay is chosen as a normalization channel in all reported studies [2]. Furthermore, no singly Cabibbo-suppressed two-body decay of Ω_c^0 baryons into final states with a Ξ^- or Ω^- baryon has previously been observed. Only evidence of the $\Omega_c^0 \rightarrow \Xi^- \pi^+$ decay has been reported by the Belle Collaboration [19]. In addition, the latest Ω_c^0 mass measurement reported by Belle is statistically limited by the small sample size of $\Omega_c^0 \rightarrow \Omega^- \pi^+$ decays used for the measurement [5]. This situation affects precision measurements of heavier hadrons that decay to the Ω_c^0 baryon. Also, it should be noted that the obtained Ω_c^0 masses in different lattice quantum chromodynamics predictions [20–27] are overall significantly smaller than the experimental result, while the predicted masses from other theoretical models [28–32] are larger than the experiment result. Precise measurements of BFs and the mass of the Ω_c^0 baryon are therefore necessary to test the theoretical models and to improve the understanding of the weak interactions in the charmed baryon sector.

This Letter reports the first observation of $\Omega_c^0 \rightarrow \Omega^- K^+$ and $\Omega_c^0 \rightarrow \Xi^- \pi^+$ decays and a precision measurement of the Ω_c^0 mass. The Ω^- (Ξ^-) candidates are reconstructed through their decay to the ΛK^- ($\Lambda \pi^-$) final state, where the Λ baryons are reconstructed in the $p \pi^-$ final state. This measurement is based on a data sample collected in proton-proton (pp) collisions with the LHCb detector between 2016 and 2018 at a center-of-mass energy of 13 TeV, corresponding to an integrated luminosity of 5.4 fb^{-1} . The normalization channel $\Omega_c^0 \rightarrow \Omega^- \pi^+$ has a large yield and is used to measure the Ω_c^0 mass.

The LHCb detector is a single-arm forward spectrometer covering the $2 < \eta < 5$ pseudorapidity range, described in detail in Refs. [33–37]. The online event selection is performed by a trigger [38], comprising a hardware stage based on information from the calorimeter system, followed by a software stage that applies a full event reconstruction. The software trigger relies on identifying Ω^- (Ξ^-) baryon decays to ΛK^- ($\Lambda \pi^-$) combinations, and

K^+/π^+ tracks consistent with originating from a Ω_c^0 baryon decay vertex.

Samples of simulated events are used to optimize selection requirements and estimate the efficiencies of the signal and the normalization channels. The simulated pp collisions are generated using PYTHIA [39] with a specific LHCb configuration [40]. Decays of hadronic particles and interactions with the detector material are described by EVTGEN [41], using PHOTOS [42], and by the GEANT4 toolkit [43, 44], respectively. Simulated samples for signal and normalization channels are generated using a uniform phase-space distribution.

Good-quality tracks with transverse momentum $p_T > 100$ MeV and momentum $p > 1$ GeV are selected to form final-state hadrons. (Natural units with $\hbar = c = 1$ are used throughout this Letter.) By using dedicated neural networks, particle identification (PID) is performed using the information from all the subdetector systems [45]. All final-state hadrons must have PID information consistent with the corresponding particle mass hypothesis. These hadrons are required to be inconsistent with originating from a primary p - p collision vertex (PV). This condition is achieved by selecting tracks with a large impact parameter significance χ_{IP}^2 , defined as the χ^2 difference of a given PV fit with and without the particle (here, p , K^- , or π^-) under consideration. Given the long lifetimes of the Λ candidates and since they are decay products of two-stage cascade decays of particles with similarly long lifetimes, the Λ decay products are reconstructed outside the vertex locator. Protons and pions originating from a Λ decay are required to have momentum greater than 3 GeV. Each Λ candidate must have a good-quality vertex and an invariant mass within 6 MeV of the known Λ mass [2]. The associated K^- (π^-) particles originating from Ω^- (Ξ^-) baryon decays are required to have $\chi_{\text{IP}}^2 > 16$ to suppress the prompt background produced at the pp collision point. Each Ω^- (Ξ^-) candidate is required to have a transverse momentum greater than 500 MeV, a reconstructed decay time greater than 2 ps, a good-quality vertex, and an invariant mass within 8 MeV of the known Ω^- (Ξ^-) baryon mass [2].

The signal and normalization channels are reconstructed by combining Ω^- (Ξ^-) and π^+ (K^+) candidates, where the well-identified additional pions or kaons are selected by requiring $\chi_{\text{IP}}^2 > 4$. The Ω_c^0 candidates must have a small χ_{IP}^2 and a positive decay time with respect to its associated PV, and should form a good-quality decay vertex. The associated PV is the one for which the Ω_c^0 candidate has the smallest χ_{IP}^2 . The Ω_c^0 candidates are also required to have $p_T > 800$ MeV and an invariant mass within 45 MeV of the known Ω_c^0 mass [2]. A kinematic fit [46] of the decay chain constrains the Ω_c^0 candidate to originate from the associated PV, and the Ω^-/Ξ^- and Λ candidates to have their known masses [2]. The four-momenta of all the final-state particles are updated accordingly.

After applying the selection criteria, an extended unbinned maximum-likelihood fit is performed to the Ω^-K^+ , $\Xi^-\pi^+$, and $\Omega^-\pi^+$ invariant-mass distributions shown in Fig. 1, resulting in signal yields of 425 ± 35 , 2780 ± 150 , and 9330 ± 110 , respectively. The Ω_c^0 signal shapes are described by the sum of a Gaussian function and a Johnson S_U distribution [47] sharing the same mean and width parameters determined from the fit to data (baseline model). The tail parameters of the Johnson S_U function and the fractions for the components are fixed to values obtained from a fit to simulated events. The background contribution arises only due to random combinations of charged particles in the event. This component is modeled by an exponential function, whose parameters are allowed to vary freely in the fit and to be different between the signal and normalization channels.

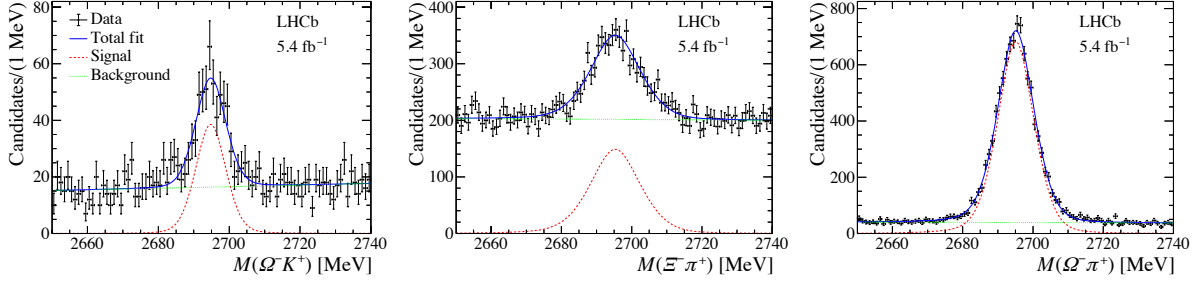


Figure 1: Invariant-mass distributions for (left) $\Omega_c^0 \rightarrow \Omega^- K^+$, (middle) $\Omega_c^0 \rightarrow \Xi^- \pi^+$, and (right) $\Omega_c^0 \rightarrow \Omega^- \pi^+$ decays.

Table 1: Systematic uncertainties for the Ω_c^0 mass measurement.

Source	Uncertainty [MeV]
Momentum scale calibration	0.27
Energy loss correction	0.03
Fit model	0.01
Total	0.27
External input masses	0.30

From the fit to the $\Omega^- \pi^+$ invariant-mass distribution, the Ω_c^0 baryon mass is measured to be 2695.28 ± 0.07 MeV, where the uncertainty is statistical only. Table 1 summarizes the systematic uncertainties on the measurement of the Ω_c^0 baryon mass, which are dominated by the momentum-scale calibration and the uncertainty on the known value of the mass of the Ω^- baryon. The momentum-scale uncertainty is assessed by shifting the momentum of all charged tracks by $\pm 0.03\%$ [48, 49] in the simulated samples, resulting in a change of 0.27 MeV in the Ω_c^0 mass. In the simulation, the amount of material traversed by a charged particle in the tracking system is known to 10% accuracy [50]. A systematic uncertainty of 0.03 MeV for the energy loss correction due to the uncertainty of the material interaction lengths in the simulation is assigned after scaling by the number of final-state particles [49]. Pseudoexperiments are performed to evaluate the uncertainty due to the choice of the fit model, by generating the Ω_c^0 mass spectrum with the baseline model described above and fitting it with an alternative model. The alternative invariant-mass model for the signal consists of a Crystal Ball function [51] combined with a Johnson S_U distribution, while the alternative background model is a linear function. The resulting mass shift of 0.01 MeV is assigned as a systematic uncertainty of the invariant-mass fit model. The total systematic uncertainty, obtained by adding all contributions in quadrature, is determined to be 0.27 MeV. To compute the invariant mass of the Ω_c^0 candidates, the known masses of the Ω^- and Λ baryons [2] are used as constraints in the kinematic fit, and their uncertainties, combining to 0.30 MeV, are taken as a systematic uncertainty due to external input.

The BF ratios are calculated as

$$\frac{\mathcal{B}(\Omega_c^0 \rightarrow \Omega^- K^+)}{\mathcal{B}(\Omega_c^0 \rightarrow \Omega^- \pi^+)} = \frac{r_N}{r_\epsilon}, \quad \frac{\mathcal{B}(\Omega_c^0 \rightarrow \Xi^- \pi^+)}{\mathcal{B}(\Omega_c^0 \rightarrow \Omega^- \pi^+)} = \frac{r'_N}{r'_\epsilon} \cdot \frac{\mathcal{B}(\Omega^- \rightarrow \Lambda K^-)}{\mathcal{B}(\Xi^- \rightarrow \Lambda \pi^-)}, \quad (1)$$

where $r_N^{(\prime)}$ is the ratio of yields between the signal and normalization channels, $r_\epsilon^{(\prime)}$ is the corresponding ratio of total efficiencies, $\mathcal{B}(\Omega^- \rightarrow \Lambda K^-) = (67.8 \pm 0.7)\%$ and

$\mathcal{B}(\Xi^- \rightarrow \Lambda\pi^-) = (99.887 \pm 0.035)\%$ are the latest world averages [2]. The total efficiencies include the geometrical acceptance and the reconstruction, trigger and selection efficiencies, which are determined from simulated samples. Various corrections to the simulated samples are applied to ensure good agreement between data and simulation. The simulated PID variables used as input to the neural network algorithm for each charged track have been calibrated using dedicated high-statistics data samples. To compute the efficiency, the distributions considered in the event selection are corrected in the simulated samples to match the corresponding signal distributions, where the background is statistically subtracted. Owing to the similarity in the decay topology of the signal and normalization channels, the difference between signal-weighted data and simulation is obtained using the $\Omega_c^0 \rightarrow \Omega^-\pi^+$ sample, which has the largest signal yield. This correction factor is applied to all simulated signal samples. The overall ratios of efficiencies, r_ϵ and r'_ϵ , are found to be 0.750 ± 0.009 and 1.280 ± 0.013 , respectively, where the uncertainties are due to the size of the simulated samples.

Most of the systematic effects cancel out in the BF ratio due to the similar topology between signal and normalization channels. The remaining sources of systematic uncertainty of the BF ratio measurement are summarized in Table 2. The total systematic uncertainty is determined from the sum in quadrature of all contributions.

The tracking efficiencies of charged pions and kaons mostly cancel out in the ratios of Eq. (1), except for the potential differences of their hadronic interactions with detector materials. This uncertainty per track is estimated to be 1.4% for pions and 1.1% for kaons [52]. Hence, their sum in quadrature, 1.78%, is assigned as a systematic uncertainty, assuming the uncertainties between pions and kaons are uncorrelated. The PID variables from the simulated samples are corrected to match the large high-purity calibration samples [53]. The difference between the total efficiency ratios between the PID transformation method and the PID resampling method [53] is assigned as systematic uncertainty. The systematic uncertainty due to the hardware trigger requirement is also studied. The trigger efficiency is assumed to vary as a function of the momentum of the Ω_c^0 baryon. Owing to the limited signal yields of both signal channels in data, the trigger efficiency is studied for the normalization channel to understand the difference between data and simulation, which is then used to correct the efficiencies of the signal and normalization modes. The difference between the corrected efficiency ratio and the uncorrected ratio is assigned as a systematic uncertainty.

The choice of analytical probability density functions to model the fit components affects the determination of the signal yields. Here, the systematic uncertainty is obtained by varying the invariant-mass fit functions of all decay channels following the aforementioned method used in the Ω_c^0 mass measurement.

The simulated samples are generated without considering any asymmetry in the angular distributions for charmed weak decays, given the lack of knowledge of the dynamics of the Ω_c^0 decays. The systematic uncertainty associated with the decay model used in the simulation is evaluated by a simultaneous reweighting of the different angular variables in the simulated samples to the corresponding signal-weighted data distributions [54]. The uncertainty from the Ω^- lifetime cancels in the ratio $\mathcal{B}(\Omega^- K^+)/\mathcal{B}(\Omega^- \pi^+)$. For the ratio $\mathcal{B}(\Xi^-\pi^+)/\mathcal{B}(\Omega^-\pi^+)$, the Ω^- and Ξ^- lifetimes are varied within 1 standard deviation of the world averages [2], and the corresponding efficiency ratios are re-estimated. The maximum change, 0.59%, is taken as the systematic uncertainty. The uncertainty of the signal efficiency due to the finite simulation sample size is assigned as an additional

Table 2: Systematic uncertainties (in percentages) for the BF ratio measurement.

Source	$\mathcal{B}(\Omega^- K^+)/\mathcal{B}(\Omega^- \pi^+)$	$\mathcal{B}(\Xi^- \pi^+)/\mathcal{B}(\Omega^- \pi^+)$
Tracking efficiency	1.78	1.78
PID efficiency	3.37	0.62
Trigger efficiency	1.26	0.69
Fit model	0.16	0.54
Decay model	3.59	1.32
Lifetimes of Ω^- and Ξ^-		0.59
Simulation sample size	0.07	0.08
Reweight strategy	2.82	0.52
Mass resolution	2.35	0.97
Total	6.51	2.76
External input BFs		1.04

systematic uncertainty.

To estimate the systematic uncertainty linked to the signal-weighting strategy, the weights applied are extracted from the $\Omega_c^0 \rightarrow \Xi^- \pi^+$ decay mode, which has a higher yield among the signal channels, instead of those obtained from the normalization mode. The efficiency of the signal channel is recalculated, and the change in the ratio is taken as a systematic uncertainty from the weighting strategy.

The ratio of invariant-mass resolutions between data and simulation is assumed to depend linearly on the difference between the mass of Ω_c^0 baryon and the sum of the masses of its decay products. Thus, by performing a linear fit to the ratio of the invariant-mass resolution for the three decay processes, a corrected signal mass resolution can be obtained for each decay. Pseudoexperiments are generated with the baseline model and fitted with the corrected resolution model. The difference in signal yields obtained by the baseline and alternative model is taken as the systematic uncertainty due to the mass resolution.

For the $\Omega_c^0 \rightarrow \Xi^- \pi^+$ decay process, the external inputs of $\mathcal{B}(\Omega^- \rightarrow \Lambda K^-)$ and $\mathcal{B}(\Xi^- \rightarrow \Lambda \pi^-)$ are taken from the known values [2] and the uncertainties are propagated to the measured BF ratio.

In conclusion, using pp collision data collected with the LHCb experiment at a center-of-mass energy of 13 TeV, corresponding to an integrated luminosity of 5.4 fb^{-1} , the first observation of the $\Omega_c^0 \rightarrow \Omega^- K^+$ and $\Omega_c^0 \rightarrow \Xi^- \pi^+$ singly Cabibbo-suppressed decays is reported. The BF ratios are measured to be

$$\begin{aligned} \frac{\mathcal{B}(\Omega_c^0 \rightarrow \Omega^- K^+)}{\mathcal{B}(\Omega_c^0 \rightarrow \Omega^- \pi^+)} &= [6.08 \pm 0.51 (\text{stat}) \pm 0.40 (\text{syst})]\%, \\ \frac{\mathcal{B}(\Omega_c^0 \rightarrow \Xi^- \pi^+)}{\mathcal{B}(\Omega_c^0 \rightarrow \Omega^- \pi^+)} &= [15.81 \pm 0.87 (\text{stat}) \pm 0.44 (\text{syst}) \pm 0.16 (\text{ext})]\%, \end{aligned}$$

where the third uncertainty for the $\Omega_c^0 \rightarrow \Xi^- \pi^+$ decay is due to the external BF inputs to the measurement. In addition, the Ω_c^0 mass is measured to be

$$M(\Omega_c^0) = 2695.28 \pm 0.07 (\text{stat}) \pm 0.27 (\text{syst}) \pm 0.30 (\text{ext}) \text{ MeV}.$$

This is the most precise measurement of the Ω_c^0 mass to date, and improves the precision of the present world average [2] by a factor of 4. This Ω_c^0 mass measurement provides a

strict constraint on various theoretical models. The mass difference with respect to the Ω^- mass is found to be

$$M(\Omega_c^0) - M(\Omega^-) = 1022.83 \pm 0.07 \text{ (stat)} \pm 0.27 \text{ (syst)} \text{ MeV}.$$

The BF ratio $\mathcal{B}(\Omega_c^0 \rightarrow \Xi^- \pi^+)/\mathcal{B}(\Omega_c^0 \rightarrow \Omega^- \pi^+)$ reported in this Letter is larger than the estimated value of 10.38% from the current algebra calculation with factorizable and nonfactorizable amplitudes [16], while it is further away from the predicted value of 3.45% from the light-front quark model using only the external W -emission contribution [17, 18]. Additionally, assuming negligible nonfactorizable contributions and a relevant form factor similar to that of $\Omega_c^0 \rightarrow \Omega^- \pi^+$, the BF ratio $\mathcal{B}(\Omega_c^0 \rightarrow \Omega^- K^+)/\mathcal{B}(\Omega_c^0 \rightarrow \Omega^- \pi^+)$ can be estimated to be $(|V_{us}|^2/|V_{ud}|^2) \times R_{\text{phsp}} \approx 0.0467 \pm 0.0003$ [2], where $|V_{us}|$ and $|V_{ud}|$ are CKM matrix elements, and R_{phsp} is the ratio of phase-space factors. This predicted value is more than 2σ smaller than the measurement presented in this Letter. These results indicate that the nonfactorizable contributions are necessary to accurately calculate the BFs in both $\Omega_c^0 \rightarrow \Omega^- K^+$ and $\Omega_c^0 \rightarrow \Xi^- \pi^+$ decays, and provide unique and fresh inputs to understand the nonperturbative effects in models based on quantum chromodynamics.

Acknowledgements

We express our gratitude to our colleagues in the CERN accelerator departments for the excellent performance of the LHC. We thank the technical and administrative staff at the LHCb institutes. We acknowledge support from CERN and from the national agencies: CAPES, CNPq, FAPERJ and FINEP (Brazil); MOST and NSFC (China); CNRS/IN2P3 (France); BMBF, DFG and MPG (Germany); INFN (Italy); NWO (Netherlands); MNiSW and NCN (Poland); MEN/IFA (Romania); MICINN (Spain); SNSF and SER (Switzerland); NASU (Ukraine); STFC (United Kingdom); DOE NP and NSF (USA). We acknowledge the computing resources that are provided by CERN, IN2P3 (France), KIT and DESY (Germany), INFN (Italy), SURF (Netherlands), PIC (Spain), GridPP (United Kingdom), CSCS (Switzerland), IFIN-HH (Romania), CBPF (Brazil), Polish WLCG (Poland), and NERSC (USA). We are indebted to the communities behind the multiple open-source software packages on which we depend. Individual groups or members have received support from ARC and ARDC (Australia); Minciencias (Colombia); AvH Foundation (Germany); EPLANET, Marie Skłodowska-Curie Actions, ERC and NextGenerationEU (European Union); A*MIDEX, ANR, IPhU and Labex P2IO, and Région Auvergne-Rhône-Alpes (France); Key Research Program of Frontier Sciences of CAS, CAS PIFI, CAS CCEPP, Fundamental Research Funds for the Central Universities, and Sci. & Tech. Program of Guangzhou (China); GVA, XuntaGal, GENCAT, Inditex, InTalent and Prog. Atracción Talento, CM (Spain); SRC (Sweden); and the Leverhulme Trust, the Royal Society, and UKRI (United Kingdom).

References

- [1] H. Cheng, *Charmed baryon physics circa 2021*, Chin. J. Phys. **78** (2022) 324, [arXiv:2109.01216](https://arxiv.org/abs/2109.01216).

- [2] Particle Data Group, R. L. Workman *et al.*, *Review of Particle Physics*, Prog. Theor. Exp. Phys. **2022** (2022) 083C01.
- [3] E687 collaboration, P. L. Frabetti *et al.*, *Observation and mass measurement of $\Omega_c^0 \rightarrow \Sigma^+ K^- K^- \pi^+$* , Phys. Lett. **B338** (1994) 106.
- [4] CLEO collaboration, D. Cronin-Hennessy *et al.*, *Observation of the Ω_c^0 charmed baryon at CLEO*, Phys. Rev. Lett. **86** (2001) 3730.
- [5] Belle collaboration, E. Solovieva *et al.*, *Study of the Ω_c^0 and Ω_c^{*0} baryons at Belle*, Phys. Lett. **B672** (2009) 1.
- [6] LHCb collaboration, R. Aaij *et al.*, *Measurement of the Ω_c^0 lifetime*, Phys. Rev. Lett. **121** (2018) 092003, arXiv:1807.02024.
- [7] LHCb collaboration, R. Aaij *et al.*, *Measurement of the lifetimes of promptly produced Ω_c^0 and Ξ_c^0 baryons*, Science Bulletin **67** (2022) 479, arXiv:2109.01334.
- [8] Belle II collaboration, F. J. Abudinen *et al.*, *Measurement of the Ω_c^0 lifetime at Belle II*, Phys. Rev. **D107** (2023) L031103, arXiv:2208.08573.
- [9] H.-Y. Cheng, *The strangest lifetime: A bizarre story of $\tau(\Omega_c^0)$* , Science Bulletin **67(5)** (2022) 445, arXiv:2111.09566.
- [10] H. Y. Cheng and B. Tseng, *Cabibbo-allowed nonleptonic weak decays of charmed baryons*, Phys. Rev. **D48** (1993) 4188.
- [11] H. Y. Cheng, *Nonleptonic weak decays of bottom baryons*, Phys. Rev. **D99** (2019) 079901, arXiv:hep-ph/9612223.
- [12] Q. P. Xu and A. N. Kamal, *Nonleptonic charmed-baryon decays: $B_c \rightarrow B(\frac{3}{2}^+, \text{decuplet}) + P(0^-)$ or $V(1^-)$* , Phys. Rev. **D46** (1992) 3836.
- [13] J. G. Körner and M. Kramer, *Exclusive non-leptonic charm baryon decays*, Z. Phys. **C55** (1992) 659.
- [14] M. A. Ivanov, J. G. Körner, V. E. Lyubovitskij, and A. G. Rusetsky, *Exclusive nonleptonic decays of bottom and charm baryons in a relativistic three-quark model: Evaluation of nonfactorizing diagrams*, Phys. Rev. **C57** (1998) 5632.
- [15] T. Gutsche, M. A. Ivanov, J. G. Körner, and V. E. Lyubovitskij, *Nonleptonic two-body decays of single heavy baryons Λ_Q, Ξ_Q , and $\Omega_Q (Q = b, c)$ induced by W emission in the covariant confined quark model*, Phys. Rev. **D98** (2018) 074011.
- [16] S. Hu, G. Meng, and F. Xu, *Hadronic weak decays of the charmed baryon Ω_c^0* , Phys. Rev. **D101** (2020) 094033, arXiv:2003.04705.
- [17] Y. K. Hsiao, L. Yang, C. C. Lih, and S. Y. Tsai, *Charmed Ω_c^0 weak decays into Ω in the light-front quark model*, Eur. Phys. J. **C80** (2020) 1066, arXiv:2009.12752.
- [18] Z. X. Zhao, *Weak decays of heavy baryons in the light-front approach*, Chin. Phys. **C42** (2018) 093101.

































































































- [19] Belle collaboration, S. Jia *et al.*, *Evidence for the singly Cabibbo-suppressed decay $\Omega_c^0 \rightarrow \Xi^- \pi^+$ and search for $\Omega_c^0 \rightarrow \Xi^- K^+$ and $\Omega^- K^+$ decays at Belle*, JHEP **01** (2023) 055, [arXiv:2209.08583](#).
- [20] C. Alexandrou *et al.*, *Low-lying baryon masses using twisted mass fermions ensembles at the physical pion mass*, [arXiv:2309.04401](#).
- [21] P. Pérez-Rubio, S. Collins, and G. S. Bali, *Charmed baryon spectroscopy and light flavor symmetry from lattice QCD*, Phys. Rev. **D92** (2015) 034504, [arXiv:1503.08440](#).
- [22] R. A. Briceño, H.-W. Lin, and D. R. Bolton, *Charmed-baryon spectroscopy from lattice QCD with $N_f = 2 + 1 + 1$ flavors*, Phys. Rev. **D86** (2012) 094504, [arXiv:1207.3536](#).
- [23] Z. S. Brown *et al.*, *Charmed bottom baryon spectroscopy from lattice QCD*, Phys. Rev. **D90** (2014) 094507, [arXiv:1409.0497](#).
- [24] L. Liu *et al.*, *Singly and doubly charmed $J = 1/2$ baryon spectrum from lattice QCD*, Phys. Rev. **D81** (2010) 094505, [arXiv:0909.3294](#).
- [25] S. Durr, G. Koutsou, and T. Lippert, *Meson and baryon dispersion relations with Brillouin fermions*, Phys. Rev. **D86** (2012) 114514, [arXiv:1208.6270](#).
- [26] PACS-CS collaboration, Y. Namekawa *et al.*, *Charmed baryons at the physical point in $2 + 1$ flavor lattice QCD*, Phys. Rev. **D87** (2013) 094512, [arXiv:1301.4743](#).
- [27] S. Samuel and K. Moriarty, *Beautiful mass predictions from scalar lattice QCD*, Phys. Lett. **B175** (1998) 197.
- [28] E. Jenkins, *Heavy baryon masses in the $1/m_Q$ and $1/N_c$ expansions*, Phys. Rev. **D54** (1996) 4515.
- [29] R. Roncaglia *et al.*, *Predicting the masses of baryons containing one or two heavy quarks*, Phys. Rev. **D52** (1995) 1722.
- [30] A. Martin and J. Richard, *Ω_c and other heavy baryons revisited*, Phys. Lett. **B355** (1995) 345.
- [31] M. Rho *et al.*, *Charmed baryons as soliton-D meson bound states*, Phys. Lett. **B251** (1990) 597.
- [32] D. Izatt *et al.*, *Spectroscopy of hadrons containing one heavy quark*, Nucl. Phys. **B199** (1982) 269.
- [33] LHCb collaboration, A. A. Alves Jr. *et al.*, *The LHCb detector at the LHC*, JINST **3** (2008) S08005.
- [34] LHCb collaboration, R. Aaij *et al.*, *LHCb detector performance*, Int. J. Mod. Phys. **A30** (2015) 1530022, [arXiv:1412.6352](#).
- [35] R. Aaij *et al.*, *Performance of the LHCb Vertex Locator*, JINST **9** (2014) P09007, [arXiv:1405.7808](#).

- [36] R. Arink *et al.*, *Performance of the LHCb Outer Tracker*, JINST **9** (2014) P01002, arXiv:1311.3893.
- [37] A. A. Alves Jr. *et al.*, *Performance of the LHCb muon system*, JINST **8** (2013) P02022, arXiv:1211.1346.
- [38] R. Aaij *et al.*, *A comprehensive real-time analysis model at the LHCb experiment*, JINST **14** (2019) P04006, arXiv:1903.01360.
- [39] T. Sjöstrand, S. Mrenna, and P. Skands, *A brief introduction to PYTHIA 8.1*, Comput. Phys. Commun. **178** (2008) 852, arXiv:0710.3820.
- [40] I. Belyaev *et al.*, *Handling of the generation of primary events in Gauss, the LHCb simulation framework*, J. Phys. Conf. Ser. **331** (2011) 032047.
- [41] D. J. Lange, *The EvtGen particle decay simulation package*, Nucl. Instrum. Meth. **A462** (2001) 152.
- [42] N. Davidson, T. Przedzinski, and Z. Was, *PHOTOS interface in C++: Technical and physics documentation*, Comp. Phys. Comm. **199** (2016) 86, arXiv:1011.0937.
- [43] Geant4 collaboration, J. Allison *et al.*, *Geant4 developments and applications*, IEEE Trans. Nucl. Sci. **53** (2006) 270; Geant4 collaboration, S. Agostinelli *et al.*, *Geant4: A simulation toolkit*, Nucl. Instrum. Meth. **A506** (2003) 250.
- [44] M. Clemencic *et al.*, *The LHCb simulation application, Gauss: Design, evolution and experience*, J. Phys. Conf. Ser. **331** (2011) 032023.
- [45] R. Aaij *et al.*, *Selection and processing of calibration samples to measure the particle identification performance of the LHCb experiment in Run 2*, Eur. Phys. J. Tech. Instr. **6** (2018) 1, arXiv:1803.00824.
- [46] W. D. Hulsbergen, *Decay chain fitting with a Kalman filter*, Nucl. Instrum. Meth. **A552** (2005) 566, arXiv:physics/0503191.
- [47] N. L. Johnson, *Systems of frequency curves generated by methods of translation*, Biometrika **36** (1949) 149.
- [48] LHCb collaboration, R. Aaij *et al.*, *Measurements of the Λ_b^0 , Ξ_b^- , and Ω_b^- baryon masses*, Phys. Rev. Lett. **110** (2013) 182001, arXiv:1302.1072.
- [49] LHCb collaboration, R. Aaij *et al.*, *Precision measurement of D meson mass differences*, JHEP **06** (2013) 065, arXiv:1304.6865.
- [50] LHCb collaboration, R. Aaij *et al.*, *Prompt K_S^0 production in pp collisions at $\sqrt{s} = 0.9$ TeV*, Phys. Lett. **B693** (2010) 69, arXiv:1008.3105.
- [51] T. Skwarnicki, *A study of the radiative cascade transitions between the Upsilon-prime and Upsilon resonances*, PhD thesis, Institute of Nuclear Physics, Krakow, 1986, DESY-F31-86-02.
- [52] LHCb collaboration, R. Aaij *et al.*, *Measurement of the track reconstruction efficiency at LHCb*, JINST **10** (2015) P02007, arXiv:1408.1251.

- [53] A. Poluektov, *Kernel density estimation of a multidimensional efficiency profile*, JINST **10** (2015) P02011, [arXiv:1411.5528](#).
- [54] M. Pivk and F. R. Le Diberder, *sPlot: A statistical tool to unfold data distributions*, Nucl. Instrum. Meth. **A555** (2005) 356, [arXiv:physics/0402083](#).

LHCb collaboration

R. Aaij³², A.S.W. Abdelmotteleb⁵¹, C. Abellan Beteta⁴⁵, F. Abudinén⁵¹,
T. Ackernley⁵⁵, B. Adeva⁴¹, M. Adinolfi⁴⁹, P. Adlarson⁷⁷, H. Afsharnia⁹,
C. Agapopoulou⁴³, C.A. Aidala⁷⁸, Z. Ajaltouni⁹, S. Akar⁶⁰, K. Akiba³²,
P. Albicocco²³, J. Albrecht¹⁵, F. Alessio⁴³, M. Alexander⁵⁴, A. Alfonso Albero⁴⁰,
Z. Aliouche⁵⁷, P. Alvarez Cartelle⁵⁰, R. Amalric¹³, S. Amato², J.L. Amey⁴⁹,
Y. Amhis^{11,43}, L. An⁵, L. Anderlini²², M. Andersson⁴⁵, A. Andreianov³⁸,
P. Andreola⁴⁵, M. Andreotti²¹, D. Andreou⁶³, D. Ao⁶, F. Archilli^{31,u},
A. Artamonov³⁸, M. Artuso⁶³, E. Aslanides¹⁰, M. Atzeni⁵⁹, B. Audurier¹²,
D. Bacher⁵⁸, I. Bachiller Perea⁸, S. Bachmann¹⁷, M. Bachmayer⁴⁴, J.J. Back⁵¹,
A. Bailly-reyre¹³, P. Baladron Rodriguez⁴¹, V. Balagura¹², W. Baldini^{21,43},
J. Baptista de Souza Leite¹, M. Barbetti^{22,l}, I. R. Barbosa⁶⁵, R.J. Barlow⁵⁷,
S. Barsuk¹¹, W. Barter⁵³, M. Bartolini⁵⁰, F. Baryshnikov³⁸, J.M. Basels¹⁴,
G. Bassi^{29,r}, B. Batsukh⁴, A. Battig¹⁵, A. Bay⁴⁴, A. Beck⁵¹, M. Becker¹⁵,
F. Bedeschi²⁹, I.B. Bediaga¹, A. Beiter⁶³, S. Belin⁴¹, V. Bellee⁴⁵, K. Belous³⁸,
I. Belov²⁴, I. Belyaev³⁸, G. Benane¹⁰, G. Bencivenni²³, E. Ben-Haim¹³,
A. Bereznoy³⁸, R. Bernet⁴⁵, S. Bernet Andres³⁹, D. Berninghoff¹⁷, H.C. Bernstein⁶³,
C. Bertella⁵⁷, A. Bertolin²⁸, C. Betancourt⁴⁵, F. Betti⁵³, J. Bex⁵⁰,
Ia. Bezshyiko⁴⁵, J. Bhom³⁵, L. Bian⁶⁹, M.S. Bieker¹⁵, N.V. Biesuz²¹, P. Billoir¹³,
A. Biolchini³², M. Birch⁵⁶, F.C.R. Bishop⁵⁰, A. Bitadze⁵⁷, A. Bizzeti¹,
M.P. Blago⁵⁰, T. Blake⁵¹, F. Blanc⁴⁴, J.E. Blank¹⁵, S. Blusk⁶³, D. Bobulska⁵⁴,
V. Bocharnikov³⁸, J.A. Boelhaave¹⁵, O. Boente Garcia¹², T. Boettcher⁶⁰, A.
Bohare⁵³, A. Boldyrev³⁸, C.S. Bolognani⁷⁵, R. Bolzonella^{21,k}, N. Bondar³⁸,
F. Borgato^{28,43}, S. Borghi⁵⁷, M. Borsato¹⁷, J.T. Borsuk³⁵, S.A. Bouchiba⁴⁴,
T.J.V. Bowcock⁵⁵, A. Boyer⁴³, C. Bozzi²¹, M.J. Bradley⁵⁶, S. Braun⁶¹,
A. Brea Rodriguez⁴¹, N. Breer¹⁵, J. Brodzicka³⁵, A. Brossa Gonzalo⁴¹, J. Brown⁵⁵,
D. Brundu²⁷, A. Buonauro⁴⁵, L. Buonincontri²⁸, A.T. Burke⁵⁷, C. Burr⁴³,
A. Bursche⁶⁷, A. Butkevich³⁸, J.S. Butter³², J. Buytaert⁴³, W. Byczynski⁴³,
S. Cadeddu²⁷, H. Cai⁶⁹, R. Calabrese^{21,k}, L. Calefice¹⁵, S. Cali²³, M. Calvi^{26,o},
M. Calvo Gomez³⁹, J. Cambon Bouzas⁴¹, P. Campana²³, D.H. Campora Perez⁷⁵,
A.F. Campoverde Quezada⁶, S. Capelli^{26,o}, L. Capriotti²¹, A. Carbone^{20,i},
L. Carcedo Salgado⁴¹, R. Cardinale^{24,m}, A. Cardini²⁷, P. Carniti^{26,o}, L. Carus¹⁷,
A. Casais Vidal⁴¹, R. Caspary¹⁷, G. Casse⁵⁵, M. Cattaneo⁴³, G. Cavallero²¹,
V. Cavallini^{21,k}, S. Celani⁴⁴, J. Cerasoli¹⁰, D. Cervenkov⁵⁸, A.J. Chadwick⁵⁵,
I. Chahrouh⁷⁸, M.G. Chapman⁴⁹, M. Charles¹³, Ph. Charpentier⁴³,
C.A. Chavez Barajas⁵⁵, M. Chefdeville⁸, C. Chen¹⁰, S. Chen⁴, A. Chernov³⁵,
S. Chernyshenko⁴⁷, V. Chobanova^{41,x}, S. Cholak⁴⁴, M. Chruszcz³⁵, A. Chubykin³⁸,
V. Chulikov³⁸, P. Ciambone²³, M.F. Cicala⁵¹, X. Cid Vidal⁴¹, G. Ciezarek⁴³,
P. Cifra⁴³, P.E.L. Clarke⁵³, M. Clemencic⁴³, H.V. Cliff⁵⁰, J. Closier⁴³,
J.L. Cobbledick⁵⁷, C. Cocha Toapaxi¹⁷, V. Coco⁴³, J. Cogan¹⁰, E. Cogneras⁹,
L. Cojocariu³⁷, P. Collins⁴³, T. Colombo⁴³, A. Comerma-Montells⁴⁰, L. Congedo¹⁹,
A. Contu²⁷, N. Cooke⁵⁴, I. Corredoira⁴¹, A. Correia¹³, G. Corti⁴³,
J.J. Cottee Meldrum⁴⁹, B. Couturier⁴³, D.C. Craik⁴⁵, M. Cruz Torres^{1,g}, R. Currie⁵³,
C.L. Da Silva⁶², S. Dadabaev³⁸, L. Dai⁶⁶, X. Dai⁵, E. Dall'Occo¹⁵, J. Dalseno⁴¹,
C. D'Ambrosio⁴³, J. Daniel⁹, A. Danilina³⁸, P. d'Argent¹⁹, A. Davidson⁵¹,
J.E. Davies⁵⁷, A. Davis⁵⁷, O. De Aguiar Francisco⁵⁷, J. de Boer³², K. De Bruyn⁷⁴,
S. De Capua⁵⁷, M. De Cian¹⁷, U. De Freitas Carneiro Da Graca¹, E. De Lucia²³,
J.M. De Miranda¹, L. De Paula², M. De Serio^{19,h}, D. De Simone⁴⁵, P. De Simone²³,
F. De Vellis¹⁵, J.A. de Vries⁷⁵, C.T. Dean⁶², F. Debernardis^{19,h}, D. Decamp⁸

D. vom Bruch¹⁰ , V. Vorobyev³⁸, N. Voropaev³⁸ , K. Vos⁷⁵ , C. Vrahas⁵³ , J. Walsh²⁹ , E.J. Walton⁶⁴ , G. Wan⁵ , C. Wang¹⁷ , G. Wang⁷ , J. Wang⁵ , J. Wang⁴ , J. Wang³ , J. Wang⁶⁹ , M. Wang²⁵ , N. W. Wang⁶ , R. Wang⁴⁹ , X. Wang⁶⁷ , Y. Wang⁷ , Z. Wang⁴⁵ , Z. Wang³ , Z. Wang⁶ , J.A. Ward^{51,64} , N.K. Watson⁴⁸ , D. Websdale⁵⁶ , Y. Wei⁵ , B.D.C. Westhenry⁴⁹ , D.J. White⁵⁷ , M. Whitehead⁵⁴ , A.R. Wiederhold⁵¹ , D. Wiedner¹⁵ , G. Wilkinson⁵⁸ , M.K. Wilkinson⁶⁰ , I. Williams⁵⁰, M. Williams⁵⁹ , M.R.J. Williams⁵³ , R. Williams⁵⁰ , F.F. Wilson⁵² , W. Wislicki³⁶ , M. Witek³⁵ , L. Witola¹⁷ , C.P. Wong⁶² , G. Wormser¹¹ , S.A. Wotton⁵⁰ , H. Wu⁶³ , J. Wu⁷ , Y. Wu⁵ , K. Wyllie⁴³ , S. Xian⁶⁷, Z. Xiang⁴ , Y. Xie⁷ , A. Xu²⁹ , J. Xu⁶ , L. Xu³ , L. Xu³ , M. Xu⁵¹ , Z. Xu⁹ , Z. Xu⁶ , Z. Xu⁴ , D. Yang³ , S. Yang⁶ , X. Yang⁵ , Y. Yang²⁴ , Z. Yang⁵ , Z. Yang⁶¹ , V. Yeroshenko¹¹ , H. Yeung⁵⁷ , H. Yin⁷ , C. Y. Yu⁵ , J. Yu⁶⁶ , X. Yuan⁴ , E. Zaffaroni⁴⁴ , M. Zavertyaev¹⁶ , M. Zdybal³⁵ , M. Zeng³ , C. Zhang⁵ , D. Zhang⁷ , J. Zhang⁶ , L. Zhang³ , S. Zhang⁶⁶ , S. Zhang⁵ , Y. Zhang⁵ , Y. Zhang³⁸, Y. Zhao¹⁷ , A. Zharkova³⁸ , A. Zhelezov¹⁷ , Y. Zheng⁶ , T. Zhou⁵ , X. Zhou⁷ , Y. Zhou⁶ , V. Zhovkovska¹¹ , L. Z. Zhu⁶ , X. Zhu³ , X. Zhu⁷ , Z. Zhu⁶ , V. Zhukov^{14,38} , J. Zhuo⁴² , Q. Zou^{4,6} , S. Zucchelli^{20,i} , D. Zuliani²⁸ , G. Zunica⁵⁷ .

¹ *Centro Brasileiro de Pesquisas Físicas (CBPF), Rio de Janeiro, Brazil*

² *Universidade Federal do Rio de Janeiro (UFRJ), Rio de Janeiro, Brazil*

³ *Center for High Energy Physics, Tsinghua University, Beijing, China*

⁴ *Institute Of High Energy Physics (IHEP), Beijing, China*

⁵ *School of Physics State Key Laboratory of Nuclear Physics and Technology, Peking University, Beijing, China*

⁶ *University of Chinese Academy of Sciences, Beijing, China*

⁷ *Institute of Particle Physics, Central China Normal University, Wuhan, Hubei, China*

⁸ *Université Savoie Mont Blanc, CNRS, IN2P3-LAPP, Annecy, France*

⁹ *Université Clermont Auvergne, CNRS/IN2P3, LPC, Clermont-Ferrand, France*

¹⁰ *Aix Marseille Univ, CNRS/IN2P3, CPPM, Marseille, France*

¹¹ *Université Paris-Saclay, CNRS/IN2P3, IJCLab, Orsay, France*

¹² *Laboratoire Leprince-Ringuet, CNRS/IN2P3, Ecole Polytechnique, Institut Polytechnique de Paris, Palaiseau, France*

¹³ *LPNHE, Sorbonne Université, Paris Diderot Sorbonne Paris Cité, CNRS/IN2P3, Paris, France*

¹⁴ *I. Physikalisches Institut, RWTH Aachen University, Aachen, Germany*

¹⁵ *Fakultät Physik, Technische Universität Dortmund, Dortmund, Germany*

¹⁶ *Max-Planck-Institut für Kernphysik (MPIK), Heidelberg, Germany*

¹⁷ *Physikalisches Institut, Ruprecht-Karls-Universität Heidelberg, Heidelberg, Germany*

¹⁸ *School of Physics, University College Dublin, Dublin, Ireland*

¹⁹ *INFN Sezione di Bari, Bari, Italy*

²⁰ *INFN Sezione di Bologna, Bologna, Italy*

²¹ *INFN Sezione di Ferrara, Ferrara, Italy*

²² *INFN Sezione di Firenze, Firenze, Italy*

²³ *INFN Laboratori Nazionali di Frascati, Frascati, Italy*

²⁴ *INFN Sezione di Genova, Genova, Italy*

²⁵ *INFN Sezione di Milano, Milano, Italy*

²⁶ *INFN Sezione di Milano-Bicocca, Milano, Italy*

²⁷ *INFN Sezione di Cagliari, Monserrato, Italy*

²⁸ *Università degli Studi di Padova, Università e INFN, Padova, Padova, Italy*

²⁹ *INFN Sezione di Pisa, Pisa, Italy*

³⁰ *INFN Sezione di Roma La Sapienza, Roma, Italy*

³¹ *INFN Sezione di Roma Tor Vergata, Roma, Italy*

³² *Nikhef National Institute for Subatomic Physics, Amsterdam, Netherlands*

³³ *Nikhef National Institute for Subatomic Physics and VU University Amsterdam, Amsterdam, Netherlands*

³⁴ *AGH - University of Science and Technology, Faculty of Physics and Applied Computer Science,*

Kraków, Poland

³⁵ Henryk Niewodniczanski Institute of Nuclear Physics Polish Academy of Sciences, Kraków, Poland

³⁶ National Center for Nuclear Research (NCBJ), Warsaw, Poland

³⁷ Horia Hulubei National Institute of Physics and Nuclear Engineering, Bucharest-Magurele, Romania

³⁸ Affiliated with an institute covered by a cooperation agreement with CERN

³⁹ DS4DS, La Salle, Universitat Ramon Llull, Barcelona, Spain

⁴⁰ ICCUB, Universitat de Barcelona, Barcelona, Spain

⁴¹ Instituto Galego de Física de Altas Enerxías (IGFAE), Universidade de Santiago de Compostela, Santiago de Compostela, Spain

⁴² Instituto de Física Corpuscular, Centro Mixto Universidad de Valencia - CSIC, Valencia, Spain

⁴³ European Organization for Nuclear Research (CERN), Geneva, Switzerland

⁴⁴ Institute of Physics, Ecole Polytechnique Fédérale de Lausanne (EPFL), Lausanne, Switzerland

⁴⁵ Physik-Institut, Universität Zürich, Zürich, Switzerland

⁴⁶ NSC Kharkiv Institute of Physics and Technology (NSC KIPT), Kharkiv, Ukraine

⁴⁷ Institute for Nuclear Research of the National Academy of Sciences (KINR), Kyiv, Ukraine

⁴⁸ University of Birmingham, Birmingham, United Kingdom

⁴⁹ H.H. Wills Physics Laboratory, University of Bristol, Bristol, United Kingdom

⁵⁰ Cavendish Laboratory, University of Cambridge, Cambridge, United Kingdom

⁵¹ Department of Physics, University of Warwick, Coventry, United Kingdom

⁵² STFC Rutherford Appleton Laboratory, Didcot, United Kingdom

⁵³ School of Physics and Astronomy, University of Edinburgh, Edinburgh, United Kingdom

⁵⁴ School of Physics and Astronomy, University of Glasgow, Glasgow, United Kingdom

⁵⁵ Oliver Lodge Laboratory, University of Liverpool, Liverpool, United Kingdom

⁵⁶ Imperial College London, London, United Kingdom

⁵⁷ Department of Physics and Astronomy, University of Manchester, Manchester, United Kingdom

⁵⁸ Department of Physics, University of Oxford, Oxford, United Kingdom

⁵⁹ Massachusetts Institute of Technology, Cambridge, MA, United States

⁶⁰ University of Cincinnati, Cincinnati, OH, United States

⁶¹ University of Maryland, College Park, MD, United States

⁶² Los Alamos National Laboratory (LANL), Los Alamos, NM, United States

⁶³ Syracuse University, Syracuse, NY, United States

⁶⁴ School of Physics and Astronomy, Monash University, Melbourne, Australia, associated to ⁵¹

⁶⁵ Pontifícia Universidade Católica do Rio de Janeiro (PUC-Rio), Rio de Janeiro, Brazil, associated to ²

⁶⁶ Physics and Micro Electronic College, Hunan University, Changsha City, China, associated to ⁷

⁶⁷ Guangdong Provincial Key Laboratory of Nuclear Science, Guangdong-Hong Kong Joint Laboratory of Quantum Matter, Institute of Quantum Matter, South China Normal University, Guangzhou, China, associated to ³

⁶⁸ Lanzhou University, Lanzhou, China, associated to ⁴

⁶⁹ School of Physics and Technology, Wuhan University, Wuhan, China, associated to ³

⁷⁰ Departamento de Física, Universidad Nacional de Colombia, Bogota, Colombia, associated to ¹³

⁷¹ Universität Bonn - Helmholtz-Institut für Strahlen und Kernphysik, Bonn, Germany, associated to ¹⁷

⁷² Eotvos Lorand University, Budapest, Hungary, associated to ⁴³

⁷³ INFN Sezione di Perugia, Perugia, Italy, associated to ²¹

⁷⁴ Van Swinderen Institute, University of Groningen, Groningen, Netherlands, associated to ³²

⁷⁵ Universiteit Maastricht, Maastricht, Netherlands, associated to ³²

⁷⁶ Tadeusz Kosciuszko Cracow University of Technology, Cracow, Poland, associated to ³⁵

⁷⁷ Department of Physics and Astronomy, Uppsala University, Uppsala, Sweden, associated to ⁵⁴

⁷⁸ University of Michigan, Ann Arbor, MI, United States, associated to ⁶³

⁷⁹ Departement de Physique Nucleaire (SPhN), Gif-Sur-Yvette, France

^a Universidade de Brasília, Brasília, Brazil

^b Universidade Federal do Triângulo Mineiro (UFTM), Uberaba-MG, Brazil

^c Central South U., Changsha, China

^d Hangzhou Institute for Advanced Study, UCAS, Hangzhou, China

^e LIP6, Sorbonne Université, Paris, France

^f Excellence Cluster ORIGINS, Munich, Germany

^g Universidad Nacional Autónoma de Honduras, Tegucigalpa, Honduras

- ^h *Università di Bari, Bari, Italy*
ⁱ *Università di Bologna, Bologna, Italy*
^j *Università di Cagliari, Cagliari, Italy*
^k *Università di Ferrara, Ferrara, Italy*
^l *Università di Firenze, Firenze, Italy*
^m *Università di Genova, Genova, Italy*
ⁿ *Università degli Studi di Milano, Milano, Italy*
^o *Università di Milano Bicocca, Milano, Italy*
^p *Università di Padova, Padova, Italy*
^q *Università di Perugia, Perugia, Italy*
^r *Scuola Normale Superiore, Pisa, Italy*
^s *Università di Pisa, Pisa, Italy*
^t *Università della Basilicata, Potenza, Italy*
^u *Università di Roma Tor Vergata, Roma, Italy*
^v *Università di Urbino, Urbino, Italy*
^w *Universidad de Alcalá, Alcalá de Henares , Spain*
^x *Universidade da Coruña, Coruña, Spain*

[†] *Deceased*