

Rapidity gap distribution of diffractive small- x_P events at HERA and at the EIC

Tuomas Lappi,^{1,2} Anh Dung Le,^{1,2} and Heikki Mäntysaari^{1,2}

¹*Department of Physics, University of Jyväskylä,*

P.O. Box 35, 40014 University of Jyväskylä, Finland

²*Helsinki Institute of Physics, P.O. Box 64, 00014 University of Helsinki, Finland*

We use the Kovchegov-Levin equation to resum contributions of large invariant mass diffractive final states to diffractive structure functions in the dipole picture of deep inelastic scattering. For protons we use a (modified) McLerran-Venugopalan model as the initial condition for the evolution, with free parameters obtained from fits to the HERA inclusive data. We obtain an adequate agreement to the HERA diffractive data in the moderately high-mass regimes when the proton density profile is fitted to the diffractive structure function data in the low-mass region. The HERA data is found to prefer a proton shape that is steeper than a Gaussian. The initial conditions are generalized to the nuclear case using the optical Glauber model. Strong nuclear modification effects are predicted in diffractive scattering off a nuclear target in kinematics accessible at the future Electron-Ion collider. In particular, the Kovchegov-Levin evolution has a strong effect on the Q^2 -dependence of the diffractive cross section.

I. INTRODUCTION

Diffractive processes in deeply inelastic electron-hadron scattering (DIS) with no net color charge transfer are powerful in probing the high-energy structure of protons and nuclei. The color singlet exchange requires, at lowest order in perturbative QCD, two gluons to be exchanged, rendering diffractive cross sections more sensitive to the gluonic content of the target than inclusive ones. Consequently, high-energy diffraction can provide clear indications for gluon saturation effects, which are expected to occur in the regime of small longitudinal momentum fraction x due to non-linear QCD dynamics.

The Color Glass Condensate (CGC) effective theory provides a convenient framework to describe scattering processes at high energy [1]. Instead of (inclusive or diffractive) parton distribution functions, the target structure is described in terms of Wilson lines that describe an eikonal propagation of projectile partons in the target color field. In DIS, this CGC approach is frequently complemented with the dipole picture [2–4] in a frame where the virtual photon mediating the interaction has a large longitudinal momentum, so that its $|q\bar{q}\rangle$ Fock state (and possibly $|q\bar{q}g\rangle, |qq\bar{g}\rangle, \dots$) has a long lifetime compared to the typical timescale of the interaction. The dipole model is particularly suitable to the study of gluon saturation. A particular advantage of this CGC + dipole picture is that it provides a common theoretical framework to incorporate the description of both inclusive and diffractive scattering processes in terms of the same degrees of freedom.

The CGC + dipole formalism has been widely employed in studying the diffractive dissociation of the photon off both protons and nuclei [5–22]. One of the main advantages of this framework is that saturation effects appear naturally, consistently in both diffractive and inclusive cross sections. In practice, starting from the work in [23, 24], two quantum Fock state components $|q\bar{q}\rangle$ at leading order and $|q\bar{q}g\rangle$ (part of the next-to-leading order contribution) in approximative kinematics have been

considered in order to compare to the available HERA diffractive data [5–7] as well as to make some predictions for future experiments [7–10].

Recently, there has been a rapid progress towards next-to-leading (NLO) order accuracy. Developments that are necessary to achieve the NLO level in theoretical calculations include the tree-level diffractive $q\bar{q}g$ production in exact kinematics [11] and loop corrections to the virtual photon wave functions describing the $\gamma^* \rightarrow q\bar{q}$ splitting [25, 26]. In another aspect, there have been also attempts to resum soft gluon contributions in the regime of high-mass diffraction [12–20]. Such improvements in precision are particularly important for phenomenological studies related to future DIS facilities such as the future Electron-Ion Collider (EIC) [27] and the LHeC/FCC-he [28]. These future facilities are expected to provide very precise data for diffractive observables over a wide kinematical domain. In particular the first measurements for nuclear diffractive structure functions will be performed at the EIC in the 2030s. These measurements with nuclear targets are especially of interest as they are highly sensitive to the gluon saturation effects [29, 30], which are strongly enhanced by either going to smaller x or heavier nuclei.

In this work we focus on diffractive DIS in the region where the mass of the diffractively produced system is large, which requires the resummation of soft-gluon contributions by the means of the Kovchegov-Levin equation [12, 13, 15, 31]. This perturbative evolution equation requires non-perturbative input sensitive to the proton structure at moderately small x , which can be constrained by HERA inclusive structure function data (see also Ref. [32] for a complementary approach starting from the proton large- x structure). The predictions for high-mass diffraction in electron-proton DIS at HERA and electron-nucleus DIS at the EIC are genuine predictions, once the initial condition for the Balitsky-Kovchegov (BK) evolution [33, 34] of the dipole amplitude has been fit to inclusive cross section data. The only additional free parameter in the calculation is the spatial

density profile of the proton, whose functional form is not probed in inclusive structure function measurements. Here we constrain this impact parameter profile with the HERA diffractive structure function data in the low-mass regime.

The paper is organized as follows. In the next section, we review the dipole picture of (diffractive) deep-inelastic scattering and the evolution equations in the CGC approach for both inclusive and diffractive processes. Both low-mass and high-mass approaches for diffraction are discussed for a more complete treatment. The application of our setup to the HERA diffractive data is then presented in Section III. In Section IV we make predictions for nuclear diffraction in kinematics accessible at the future EIC. We finally draw some concluding remarks in Section V.

II. DIFFRACTIVE DEEP INELASTIC SCATTERING IN THE DIPOLE PICTURE

A. Dipole picture and diffractive observables

Within the single-photon approximation, the deep inelastic interaction between the electron and a hadron is mediated by a photon of virtuality Q^2 . At high center-of-mass energy W of the photon-hadron sub-process, it is convenient to go to a reference frame where the photon has a large longitudinal momentum. In this frame, its coherence length in the longitudinal direction is larger than the size of the hadronic target. Hence, if the photon branches into a quark-antiquark dipole, this quantum fluctuation will occur long before traversing the target and, to a good approximation, the transverse size of the resulting dipole will remain unchanged during the interaction (see Fig. 1). Consequently, the dipole-proton scattering amplitude becomes a good degree of freedom to describe (both inclusive and diffractive) scattering processes at high energy.

In the diffractive dissociation process of interest, the diffractively produced system of invariant mass M_X in the final state results from the fragmentation of the dipole (possibly dressed by other partons from higher-order quantum fluctuations), while the target hadron remains intact. We only consider coherent diffraction in this work. An experimental signature of such a diffractive scattering is a rapidity gap $Y_{\text{gap}} \leq Y$, with Y being the total relative rapidity, between the diffractively produced system and the outgoing hadron, as illustrated in Fig. 1. In the theoretical point of view, this rapidity gap is due to the exchange of a color-singlet C -even pomeron in the t channel. When the momentum transfer is integrated out, the diffractive scattering process can be completely characterized by three invariants Q^2 , W and M_X^2 . Alternatively, one can use instead the variables $x_{\mathcal{P}}$, β and Q^2 , where

$$\beta = \frac{Q^2}{Q^2 + M_X^2} \quad (1)$$

and

$$x_{\mathcal{P}} = \frac{Q^2 + M_X^2}{Q^2 + W^2}. \quad (2)$$

In the pomeron exchange picture, $x_{\mathcal{P}}$ can be interpreted as the fraction of the target longitudinal momentum carried by the pomeron (in the infinite momentum frame) and β is the momentum fraction of the pomeron carried by the struck parton. Note that these are related to the Bjorken variable as $x = x_{\mathcal{P}}\beta$. By definition, the rapidity variables are linked to these momentum fractions as $Y = \ln(1/x)$ and $Y_{\text{gap}} = \ln(1/x_{\mathcal{P}})$.

Before going to more details of the formulation, let us define the diffractive observables of interest for the current analysis. The experimentally determined diffractive structure functions $F_{2,L}^{D(3)}$ are related to the diffractive virtual photon-hadron cross sections as

$$x_{\mathcal{P}} F_L^{D(3)} = \frac{Q^2}{4\pi^2 \alpha_{em}} \frac{d\sigma_D^{\gamma^*h}(L)}{d \ln(1/\beta)}, \quad (3)$$

and

$$x_{\mathcal{P}} F_2^{D(3)} = \frac{Q^2}{4\pi^2 \alpha_{em}} \left(\frac{d\sigma_D^{\gamma^*h}(T)}{d \ln(1/\beta)} + \frac{d\sigma_D^{\gamma^*h}(L)}{d \ln(1/\beta)} \right), \quad (4)$$

where T and L refer to the polarization state of the virtual photon. The most precise diffractive cross section measurements from HERA [35] are reported as a reduced diffractive cross section defined as

$$\sigma_{\text{red}}^{D(3)} = F_2^{D(3)} - \frac{y^2}{1 + (1-y)^2} F_L^{D(3)}, \quad (5)$$

where $y = Q^2/(xs)$ is the inelasticity, and \sqrt{s} is the center-of-mass energy of the electron-proton scattering. The superscript “(3)” in the above formulae indicates that the relevant observables depend on three invariants, as mentioned above: in this work we only consider the case where the cross section is integrated over the squared momentum transfer t . The diffractive cross section can also be expressed in terms of the mass of the diffractive system as

$$\frac{d\sigma_D^{\gamma^*h}}{dM_X} = \frac{2M_X}{Q^2 + M_X^2} \left(\frac{d\sigma_D^{\gamma^*h}(T)}{d \ln(1/\beta)} + \frac{d\sigma_D^{\gamma^*h}(L)}{d \ln(1/\beta)} \right). \quad (6)$$

The current investigation employs two different approaches to calculate diffractive cross sections. In the large β (small M_X^2) regime we use explicit results computed considering the $q\bar{q}$ and $q\bar{q}g$ components of the virtual photon ($q\bar{q}g$ only in the high- Q^2 limit), which have been extensively used in the literature, see e.g. Ref. [7]. We use these results as a baseline to fix the one remaining free parameter related to the proton spatial density profile as discussed in detail below. Then with no free parameters we calculate diffractive structure functions at

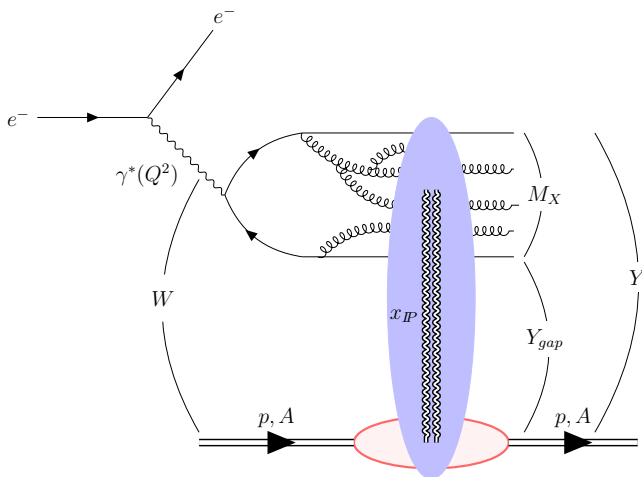


FIG. 1. Diffractive dissociation in the dipole picture. The rapidity gap Y_{gap} in the final state is due to the pomeron exchange (represented by the double wavy line) taking a momentum fraction x_P of the hadron. Relevant kinematic variables described in the text are also shown.

small β (large M_X^2) by solving the Kovchegov-Levin evolution equation which resums contributions from dipole states dressed by soft gluons. These two approaches are reviewed below.

B. High-energy evolution and inclusive scattering

In the framework of the dipole picture, the strong interaction dynamics is encoded in the forward dipole-target elastic scattering amplitude $N(\mathbf{r}, Y; \mathbf{b})$, where \mathbf{r} is the transverse size of the dipole and \mathbf{b} is the dipole-target impact parameter. At a large number of colors N_c , the energy (or rapidity Y) dependence of the dipole amplitude is given by the Balitsky-Kovchegov (BK) equation [33, 34]

$$\begin{aligned} \partial_Y N(\mathbf{r}, Y; \mathbf{b}) = & \int d^2\mathbf{r}_1 \mathcal{K}(\mathbf{r}, \mathbf{r}_1, \mathbf{r}_2) [N(\mathbf{r}_1, Y; \mathbf{b}_1) \\ & + N(\mathbf{r}_2, Y; \mathbf{b}_2) - N(\mathbf{r}, Y; \mathbf{b}) - N(\mathbf{r}_1, Y; \mathbf{b}_1)N(\mathbf{r}_2, Y; \mathbf{b}_2)], \end{aligned} \quad (7)$$

where $\mathbf{r}_2 = \mathbf{r} - \mathbf{r}_1$, $\mathbf{b}_1 = \mathbf{b} - (\mathbf{r}_2/2)$ and $\mathbf{b}_2 = \mathbf{b} + (\mathbf{r}_1/2)$. The kernel $\mathcal{K}(\mathbf{r}, \mathbf{r}_1, \mathbf{r}_2)$ is related to the probability amplitude, at large N_c , for emitting a soft gluon at a point in the transverse plane characterized by two vectors \mathbf{r}_1 and \mathbf{r}_2 satisfying the triangular relation $\mathbf{r} = \mathbf{r}_1 + \mathbf{r}_2$ from the initial dipole. In this work we use the leading order BK equation (7), but include the running coupling corrections to the evolution by adopting the Balitsky running-

coupling prescription [36], which reads

$$\begin{aligned} \mathcal{K}^{rc}(\mathbf{r}, \mathbf{r}_1, \mathbf{r}_2) = & \frac{N_c \alpha_s(r^2)}{2\pi^2} \left[\frac{r^2}{r_1^2 r_2^2} + \frac{1}{r_1^2} \left(\frac{\alpha_s(r_1^2)}{\alpha_s(r_2^2)} - 1 \right) \right. \\ & \left. + \frac{1}{r_2^2} \left(\frac{\alpha_s(r_2^2)}{\alpha_s(r_1^2)} - 1 \right) \right]. \end{aligned} \quad (8)$$

The strong coupling constant in coordinate space is taken as

$$\alpha_s(r^2) = \frac{12\pi}{(33 - 2N_f) \ln \frac{4C^2}{r^2 \Lambda_{\text{QCD}}^2}}. \quad (9)$$

To avoid the Landau pole, the running coupling is frozen at the value $\alpha_s^{\text{fr}} = 0.7$ for $r^2 > r_{\text{fr}}^2$, where r_{fr}^2 solves $\alpha_s(r_{\text{fr}}^2) = \alpha_s^{\text{fr}}$. The constant C^2 in the above formula accounts for the uncertainty when transforming from momentum space to coordinate space. From theoretical considerations [36, 37] it should have the value $e^{-2\gamma_E}$. In practice, however, the running coupling scale in coordinate space is taken as a free parameter that can absorb some dominant higher order effects that would slow down the evolution. The non-perturbative initial condition for the BK equation and the value of C^2 are obtained from a fit to proton inclusive structure function data e.g. in Refs. [38, 39] (see also recent fits at next-to-leading order accuracy [40, 41] that however can not be used in the leading order calculation presented here). In this work we use the fits reported in Ref. [38], and consequently adopt the same setup and work with only light quarks ($N_f = 3, m_f = 140$ MeV). The considered fits initialize the BK evolution at rapidity $Y_{\text{min}} \equiv \ln(1/x_{\text{init}})$ with $x_{\text{init}} = 0.01$. The initial condition for the BK equation at this starting point is discussed in more detail in Sections III and IV for the scattering off protons and nuclei, respectively.

Given the forward dipole elastic amplitude N , the total (inclusive) dipole-target cross section $\sigma_{\text{tot}}^{q\bar{q}h}$ can be computed straightforwardly using the optical theorem. Integrating out the \mathbf{b} -dependence one obtains

$$\sigma_{\text{tot}}^{q\bar{q}h}(\mathbf{r}, Y) = \int d^2\mathbf{b} 2N(\mathbf{r}, Y, \mathbf{b}). \quad (10)$$

Convoluting with the photon impact factor, we eventually obtain the total (inclusive) photon-target cross section

$$\begin{aligned} \sigma_{\text{tot}}^{\gamma^*h}(Q^2, Y) = & \sum_f \int d^2\mathbf{r} \int_0^1 dz |\psi^{\gamma^* \rightarrow f\bar{f}}(\mathbf{r}, z, Q^2)|_{T+L}^2 \\ & \times \sigma_{\text{tot}}^{q\bar{q}h}(\mathbf{r}, Y), \end{aligned} \quad (11)$$

where the photon wave functions $\psi_{T,L}^{\gamma^* \rightarrow f\bar{f}}$ can be computed from QED using light cone perturbation theory [31]. Only light quark flavors are included in this work.

C. Diffraction at large and medium β

Now we turn to the calculation of diffractive observables. For medium to large values of β , it is enough to consider only the two lowest order (in α_s) partonic states of the virtual photon, $|q\bar{q}\rangle$ and $|q\bar{q}g\rangle$. We quote here the well-known results for these contributions studied e.g. in Ref. [7]. The $q\bar{q}$ contribution dominates at large $\beta \gtrsim 0.5$, and the diffractive structure functions for transversely and longitudinally polarized virtual photons read

$$x_{\mathbf{P}} F_{q\bar{q},T}^{D(3)} = \frac{N_c Q^4}{16\pi^3 \beta} \sum_f e_f^2 \int_{z_0}^{1/2} dz z(1-z) [\epsilon^2 (z^2 + (1-z)^2) \Phi_1 + m_f^2 \Phi_0], \quad (12)$$

and

$$x_{\mathbf{P}} F_{q\bar{q},L}^{D(3)} = \frac{N_c Q^6}{4\pi^3 \beta} \sum_f e_f^2 \int_{z_0}^{1/2} dz z^3 (1-z)^3 \Phi_0. \quad (13)$$

Here we have used the following auxiliary function

$$\Phi_n = \int d^2 \mathbf{b} \left[2 \int_0^\infty dr r K_n(\epsilon r) J_n(\kappa r) N(\mathbf{r}, Y_{\text{gap}}; \mathbf{b}) \right]^2, \quad (14)$$

with $\epsilon^2 = z(1-z)Q^2 + m_f^2$, $\kappa^2 = z(1-z)M_X^2 - m_f^2$ and $z_0 = \left(1 - \sqrt{1 - 4m_f^2/M_X^2}\right)/2$.

Toward smaller $\beta \lesssim 0.5$ the contribution from one gluon emission becomes important. The diffractive $q\bar{q}g$ production is known in exact kinematics [11], but in phenomenological applications so far only the so called Wusthoff result [42] obtained in the large Q^2 limit has been used. In that limit the transverse polarization dominates, by the means of the $\ln Q^2$ enhancement compared to the longitudinal one. Furthermore the $q\bar{q}g$ system can be treated as an effective gluon dipole. The resulting contribution to the diffractive structure function reads

$$x_{\mathbf{P}} F_{q\bar{q}g,T}^{D(3)} = \frac{\alpha_s(Q^2)\beta}{8\pi^4} \sum_f e_f^2 \int d^2 \mathbf{b} \int_0^{Q^2} dk^2 \int_{\beta}^1 dz \left\{ k^4 \ln \frac{Q^2}{k^2} \left[\left(1 - \frac{\beta}{z}\right)^2 + \left(\frac{\beta}{z}\right)^2 \right] \times \left[2 \int_0^\infty dr r K_2(\sqrt{z}kr) J_2(\sqrt{1-z}kr) \tilde{N}(\mathbf{r}, Y_{\text{gap}}; \mathbf{b}) \right]^2 \right\}, \quad (15)$$

with $\tilde{N} = 2N - N^2$ representing the dipole-target amplitude in the adjoint representation. Here we choose to evaluate the strong coupling constant α_s at the scale Q^2 .

Note that in Eqs. (12) to (15) the dipole-target amplitudes are evaluated at the rapidity Y_{gap} , since this low-mass diffraction can be treated as a quasi-elastic scattering process with $Y \approx Y_{\text{gap}}$ and $F_{q\bar{q}}^{D(3)} \sim N^2$ (or $F_{q\bar{q}g}^{D(3)} \sim \tilde{N}^2$). Recall that since we start the BK evolution at $Y_{\text{min}} \equiv \ln(1/x_{\text{init}})$, then $Y_{\text{gap}} \geq Y_{\text{min}}$ or $x_{\mathbf{P}} \leq x_{\text{init}}$. We will refer to these low-mass contributions as the GBW result¹ hereafter.

D. Diffraction at small- β and the Kovchegov-Levin evolution equation

At small β , higher-order gluonic states are essential, and it is necessary to resum soft gluon emissions to all orders. At large N_c , this resummation can be done by using the Kovchegov-Levin (KL) evolution equation. Denoting the diffractive dipole-target cross section at fixed impact parameter \mathbf{b} and with a *minimal* rapidity gap Y_0 by $N_D(\mathbf{r}, Y, Y_0; \mathbf{b})$, the KL equation reads² [12, 13, 31]

$$\begin{aligned} \partial_Y N_D(\mathbf{r}, Y, Y_0; \mathbf{b}) = & \int d^2 \mathbf{r}_1 \mathcal{K}(\mathbf{r}, \mathbf{r}_1, \mathbf{r}_2) [N_D(\mathbf{r}_1, Y, Y_0; \mathbf{b}_1) \\ & + N_D(\mathbf{r}_2, Y, Y_0; \mathbf{b}_2) - N_D(\mathbf{r}, Y, Y_0; \mathbf{b}) \\ & + N_D(\mathbf{r}_1, Y, Y_0; \mathbf{b}_1) N_D(\mathbf{r}_2, Y, Y_0; \mathbf{b}_2) \\ & + 2N(\mathbf{r}_1, Y; \mathbf{b}_1) N(\mathbf{r}_2, Y; \mathbf{b}_2) \\ & - 2N_D(\mathbf{r}_1, Y, Y_0; \mathbf{b}_1) N(\mathbf{r}_2, Y; \mathbf{b}_2) \\ & - 2N(\mathbf{r}_1, Y; \mathbf{b}_1) N_D(\mathbf{r}_2, Y, Y_0; \mathbf{b}_2)]. \quad (16) \end{aligned}$$

The initial condition for the KL equation is given by

$$N_D(\mathbf{r}, Y = Y_0, Y_0; \mathbf{b}) = N^2(\mathbf{r}, Y_0; \mathbf{b}). \quad (17)$$

Here $N(\mathbf{r}, Y_0; \mathbf{b})$ is obtained as a solution to the BK equation. The integral kernel in Eq. (16) is the one used in the BK equation (7) for $N(\mathbf{r}, Y; \mathbf{b})$. The KL equation (16) for $N_D(\mathbf{r}, Y, Y_0; \mathbf{b})$ can be transformed into the BK equation (7) for the quantity $N_I(\mathbf{r}, Y, Y_0; \mathbf{b}) \equiv 2N(\mathbf{r}, Y; \mathbf{b}) - N_D(\mathbf{r}, Y, Y_0; \mathbf{b})$, which is the method we use to solve it numerically together with the BK evolution for $N(\mathbf{r}, Y; \mathbf{b})$.

The diffractive cross section for the virtual photon-target scattering can be expressed in terms of the diffractive dipole-target cross section, similarly as in the inclu-

¹ In their pioneering works [23, 24, 42], Golec-Biernat and Wüsthoff (GBW) used their saturation model for the dipole-target interaction instead of the BK-evolved dipole amplitudes used in the current study.

² The KL equation is known at NLO, see Ref. [15], which has the same form as the NLO BK equation [43]. Here we restrict ourselves to only the running-coupling correction consistently with our leading-log setup.

sive case, as

$$\frac{d\sigma_D^{\gamma^*h}(T,L)}{d\ln(1/\beta)}(\beta, x_P, Q^2) = \sum_f \int d^2\mathbf{r} \int_0^1 dz |\psi_{T,L}^{\gamma^* \rightarrow f\bar{f}}|^2 \times \frac{d\sigma_D^{\text{q\bar{q}h}}}{d\ln(1/\beta)}(\beta, x_P, \mathbf{r}). \quad (18)$$

The diffractive dipole-target cross section with a specific value of the gap is obtained as a derivative of N_D , which was defined as an integral over rapidity gap sizes greater than Y_0 :

$$\frac{d\sigma_D^{\text{q\bar{q}h}}}{d\ln(1/\beta)} = \int d^2\mathbf{b} \left(-\frac{dN_D(\mathbf{r}, Y, Y_0; \mathbf{b})}{dY_0} \right) \Big|_{Y_0=Y_{\text{gap}}}. \quad (19)$$

The minus sign in the above formula is from the definition of Y_0 as the lower limit of possible gap sizes. Recall that the size of the rapidity gap at fixed Bjorken- x is related to the mass of the diffractively produced system, see Fig. 1 and the definitions of the kinematic variables in Eqs. (1) and (2).

The KL formulation provides an elegant way to analyse diffractive dissociation in the electron-hadron scattering at high-energy in the high-mass regime. We will hereafter treat the two cases (proton and nucleus) separately. We first apply the framework to proton targets. We then generalize the dipole-proton amplitude to the dipole-nucleus case, following Ref. [38], in Sec. IV.

III. SCATTERING OFF PROTON: COMPARISON TO HERA DATA

In deep inelastic scattering off a proton, we assume that the impact parameter dependence completely factorizes from both N and N_D , and only the b -independent parts are evolved by the BK and KL equations. A similar factorization is assumed in Refs. [38, 39] where the initial condition for the BK evolution of the dipole-proton amplitude is fitted to inclusive structure function data. Now the dipole amplitude can be written as $N(\mathbf{r}, Y; \mathbf{b}) = T_p(\mathbf{b})\mathcal{N}(r, Y)$, where $T_p(\mathbf{b})$ is a certain transverse density profile and $\mathcal{N}(r, Y)$ satisfies the \mathbf{b} -independent BK equation. After integrating over all impact parameters we obtain

$$\int d^2\mathbf{b} T_p(\mathbf{b}) = \sigma_0/2. \quad (20)$$

Here the effective transverse size of the proton is denoted by convention as $\sigma_0/2$ (to compensate the factor 2 originating from the optical theorem in Eq. (10)), and is constrained by the HERA structure function data together with the initial condition for the BK equation.

Similarly the impact parameter dependence of the diffractive cross section is assumed to factorize as

$$\int d^2\mathbf{b} N_D(\mathbf{r}, Y, Y_0; \mathbf{b}) = \sigma_0^D \mathcal{N}_D(r, Y, Y_0), \quad (21)$$

where $\mathcal{N}_D(r, Y, Y_0)$ is independent of the impact parameter and obeys the KL equation, and σ_0^D is a constant. The normalization factor σ_0^D can be deduced by noticing that at the initial condition of the KL evolution we have $N_D = N^2$, see Eq. (17). This gives

$$\sigma_0^D = \int d^2\mathbf{b} T_p^2(\mathbf{b}), \quad (22)$$

and implies that, for a given σ_0 , σ_0^D depends strongly on the shape of $T_p(\mathbf{b})$. Consequently the relative normalization of diffractive and inclusive cross sections depends on the assumed shape of the proton.

The proton density profile can in principle be extracted from elastic scattering measurements. The spatial distribution of the small- x gluon field is most directly probed in exclusive vector meson (e.g. J/ψ) production measurements at HERA [44, 45]. This data is compatible with a Gaussian density profile $e^{-b^2/(2B)}$ with $B \approx 4 \text{ GeV}^{-2}$, although a direct comparison is only possible with the factorized b -profile and becomes more involved if this approximation is relaxed [46]. However, due to the limited squared momentum transfer $|t|$ region covered by these measurements, also other density profiles are possible, see e.g. Refs. [47–51].

We parametrize the proton density profile using the regularized incomplete gamma function profile following Ref. [52], with a the parameter ω controlling the steepness of the proton profile:

$$T_p(\mathbf{b}) = \frac{\Gamma\left(\frac{1}{\omega}, \frac{b^2}{R_p^2\omega}\right)}{\Gamma\left(\frac{1}{\omega}\right)}. \quad (23)$$

Here $\pi R_p^2 = \sigma_0/2$ and $w \geq 0$. At $\omega \rightarrow 0$, $T_p(b)|_{\omega \rightarrow 0} = \Theta(R_p - b)$ (hard sphere), while at $\omega = 1$ the profile becomes Gaussian, $T_p(b)|_{\omega=1} = \exp(-b^2/R_p^2)$. The Gaussian form corresponds to the one usually employed in the literature, e.g. in the popular IPsat parametrization for the dipole-target scattering [53]. The normalization factor for the diffractive cross sections σ_0^D defined in Eq. (22) will vary around the corresponding value obtained in terms of a Gaussian profile, $\sigma_0^D(\omega = 1) = \sigma_0/4$, depending on how steep the profile is compared to the Gaussian shape.

As mentioned above, the BK evolution starts with an initial amplitude at initial evolution rapidity $Y = Y_{\text{min}}$ corresponding to $x = x_{\text{init}} = 0.01$, at which we shall employ the following parametrization [38] based on the McLerran-Venugopalan (MV) model [54]:

$$\mathcal{N}(r) = 1 - \exp\left[-\frac{(r^2 Q_{s0}^2)^\gamma}{4} \ln\left(e \cdot e_c + \frac{1}{r\Lambda_{\text{QCD}}}\right)\right]. \quad (24)$$

Here Q_{s0}^2 controls the initial proton saturation scale, γ is the initial anomalous dimension, and e_c modifies the behavior at large r . Their values used in this analysis are taken from the fits to the HERA inclusive structure function data [55] reported in Ref. [38] (see also the earlier

Parametrization	$Q_{s0}^2(\text{GeV}^2)$	γ	e_c	$\sigma_0/2$ (mb)	C^2	ω_{opt}
MV	0.104	1	1	18.81	14.5	1.24
MV ^e	0.060	1	18.9	16.36	7.2	2.32
MV ^{γ}	0.159	1.129	1	16.35	7.05	2.31

TABLE I. Parameters for the dipole-proton scattering amplitude (24) at the initial condition for the BK evolution used in the calculation (from Refs. [38, 39]). The determined optimal values for the parameter ω in Eq. (23) controlling the shape of the proton density profile are also shown.

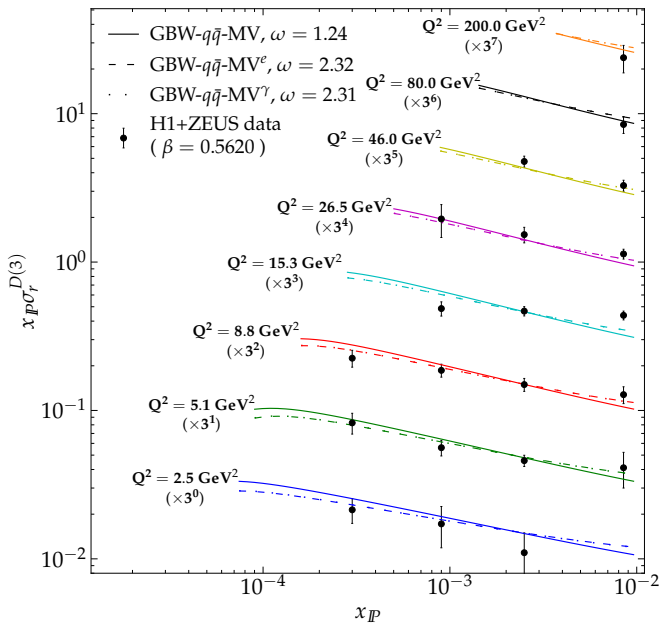


FIG. 2. The reduced diffractive cross sections taking into account only the $q\bar{q}$ contribution with the ω dependent normalization factor fitted to the HERA combined data [35] at $\beta > 0.5$ and at different Q^2 bins. Only the results at $\beta = 0.562$ are shown in this plot. The optimal values for ω obtained with different dipole-proton amplitudes are shown in the legend.

similar study in Ref. [39]) and are summarized in Table I. In addition, the constant C^2 controlling the scale of the coordinate space running coupling in Eq. (9) and the effective proton area $\sigma_0/2$ are also obtained from the corresponding fits. In this work we use all these three fits in order to determine the potential sensitivity on the uncertainties in the dipole-proton scattering amplitude.

For the current analysis, we consider the ZEUS FPC [56, 57] and the H1 + ZEUS combined datasets [35] for the diffractive structure functions and reduced cross sections. The combined data corresponds to coherent diffraction, as does our calculation. We use it to determine the optimal value for the proton shape parameter ω denoted by ω_{opt} . The ZEUS FPC data on the other hand contains a contribution from events where the proton dissociates to a system with relatively small invariant mass. When comparing to the ZEUS FPC data we scale the data down by a factor of 1.88 following a heuristic procedure to be specified later in order to obtain an estimate

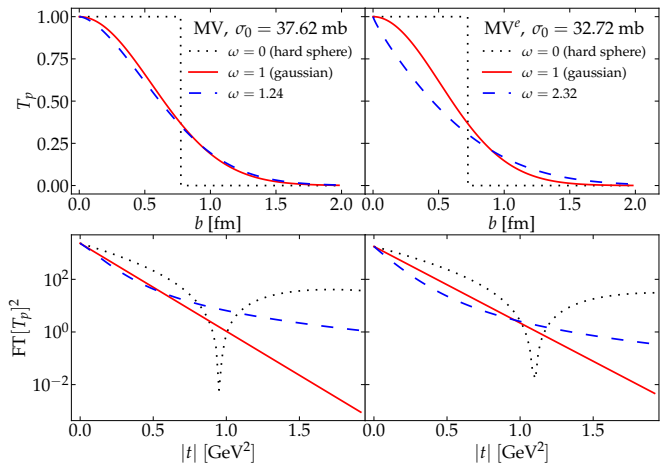


FIG. 3. The proton impact parameter profiles given in Eq. (23) for the determined optimal values of ω and σ_0 . Their corresponding squared Fourier transforms (FT) are plotted in the second row.

for the coherent contribution.

The optimal proton shape parameter ω_{opt} is determined as follows. We use the GBW result, Eqs. (12) and (13), to calculate the diffractive cross section at high β where the considered $q\bar{q}$ component dominates [7]. The optimal ω_{opt} is then obtained by minimizing χ^2 to the high- β combined HERA data. We do not include the $q\bar{q}g$ component here, as it gives a negligible contribution at high β , and there is also an ambiguity in the scale of the running coupling. By fitting to the reduced diffractive cross section data at $\beta > 0.5$ (24 data points with $\beta = 0.562$ and $\beta = 0.816$, note that we only include the points with $x_P \leq 0.01$), we obtain $\omega_{\text{opt}} \simeq 1.24$ ($\chi_{\text{red}}^2 \approx 1.87$) for the MV, $\omega_{\text{opt}} \simeq 2.32$ ($\chi_{\text{red}}^2 \approx 1.08$) for the MV^e, and $\omega_{\text{opt}} \simeq 2.31$ ($\chi_{\text{red}}^2 \approx 1.09$) for the MV ^{γ} parametrizations for the dipole-proton amplitude. Here χ_{red}^2 is χ^2 per degree of freedom. The obtained good agreement with the $\beta = 0.562$ data is shown in Fig. 2. The modified MV model parametrizations MV^e and MV ^{γ} result in almost identical cross sections and values for the proton shape parameter $\omega \approx 2.3$ which is much steeper than the corresponding density profile with $\omega \approx 1.2$ obtained using the MV model fit.

The density profiles corresponding to the optimal values of the ω parameter compared to the Gaussian and step function profiles are shown in Fig. 3. In coor-

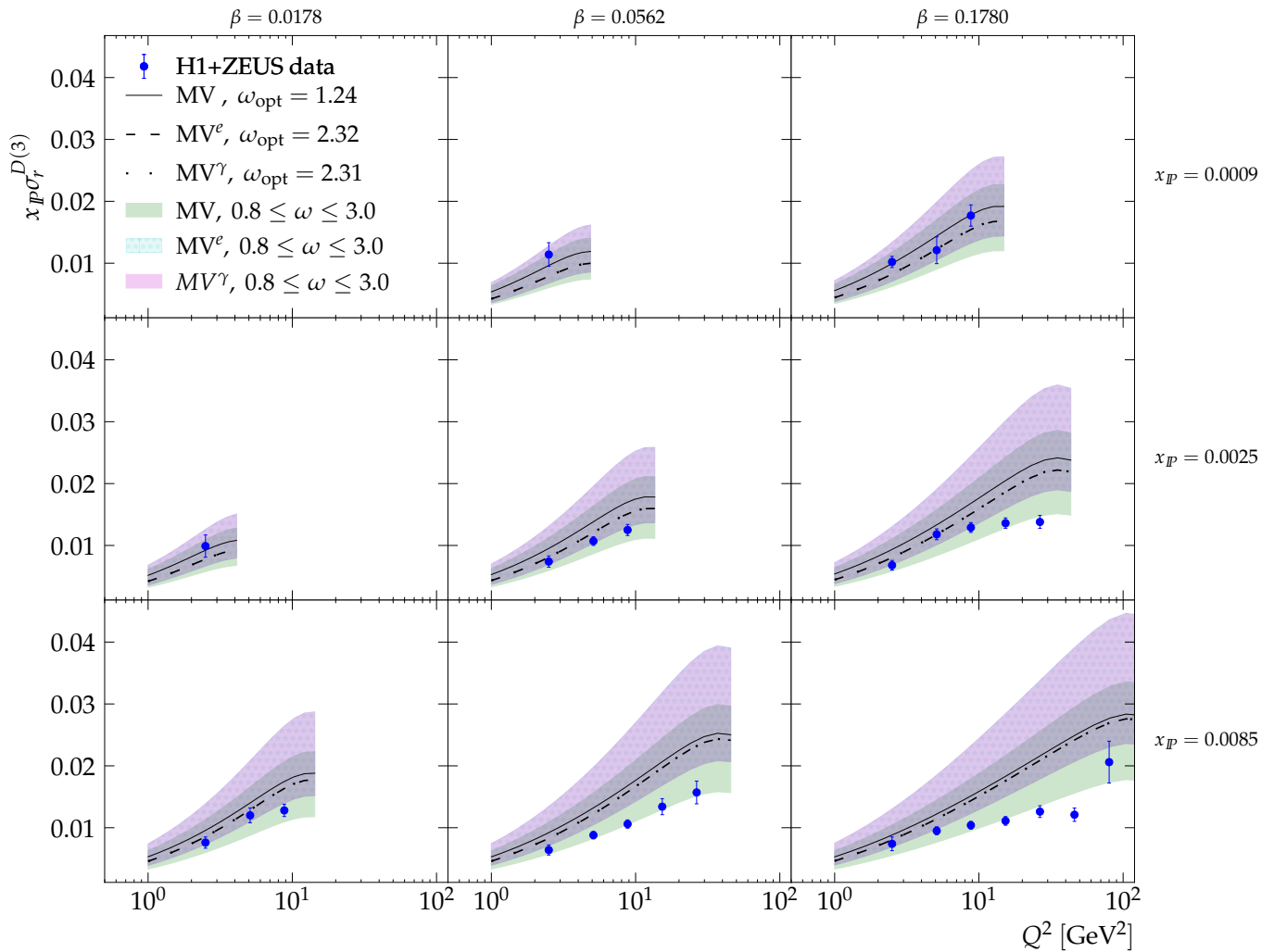


FIG. 4. Diffractive reduced cross section as a function of Q^2 at different values of β and x_P . The HERA combined dataset is taken from Ref. [35]. The bands represent the results from the KL solutions with the corresponding initial conditions for ω varying in the region $0.8 \leq \omega < 3$. The lines represent the numerical results for the optimal values of ω as explained in the text.

dinate space the profile obtained with the MV model parametrization ($\omega = 1.24$) is very close to a Gaussian one, and with $\omega = 2.32$ corresponding to MV^e and MV^γ fits for the dipole amplitude we obtain a density profile that is much more steeply falling than a Gaussian close to the center of the proton, but which has a longer large- b tail. The corresponding two dimensional Fourier transforms are also shown in Fig. 3 as a function of $t = -\Delta_\perp^2$, where Δ_\perp is the Fourier conjugate to the impact parameter. Note that the exclusive vector meson production cross section discussed above is approximately proportional to the squared Fourier transform. In Fourier space the $\omega = 1.24$ and the Gaussian profiles only deviate significantly in the $|t| \gtrsim 0.5 \text{ GeV}^2$ region where there is only limited data available, while for $\omega = 2.32$ the $|t|$ -spectrum is somewhat steeper. We also note that with $\omega > 1$ we do not obtain any diffractive dips, and recall that no such minima are visible in the HERA data up to $|t| \sim 1 \text{ GeV}^2$.

For a detailed discussion about the diffractive minima and their potential relation to saturation effects, see also Ref. [58].

Next we use the determined proton density profiles and compute predictions for the diffractive reduced cross section in a wide kinematical domain covered by the combined HERA data [35], now using the result obtained by solving the Kovchegov-Levin equation as discussed in Section II D. The reduced cross section as a function of Q^2 in different bins of x_P and β is shown in Fig. 4. The KL solutions exhibit a visible rise in Q^2 , for all values of β and x_P , up to a large Q^2 where $y \gtrsim 0.5$ and the second term in Eq. (5) becomes dominant. At $\beta > 0.1$, the data however depend weakly on Q^2 , which agrees with the known leading-twist behavior of the quark-antiquark contribution. The KL solutions cannot describe appropriately the data in this region. At smaller β , where the effect of (soft) gluon emissions becomes important,

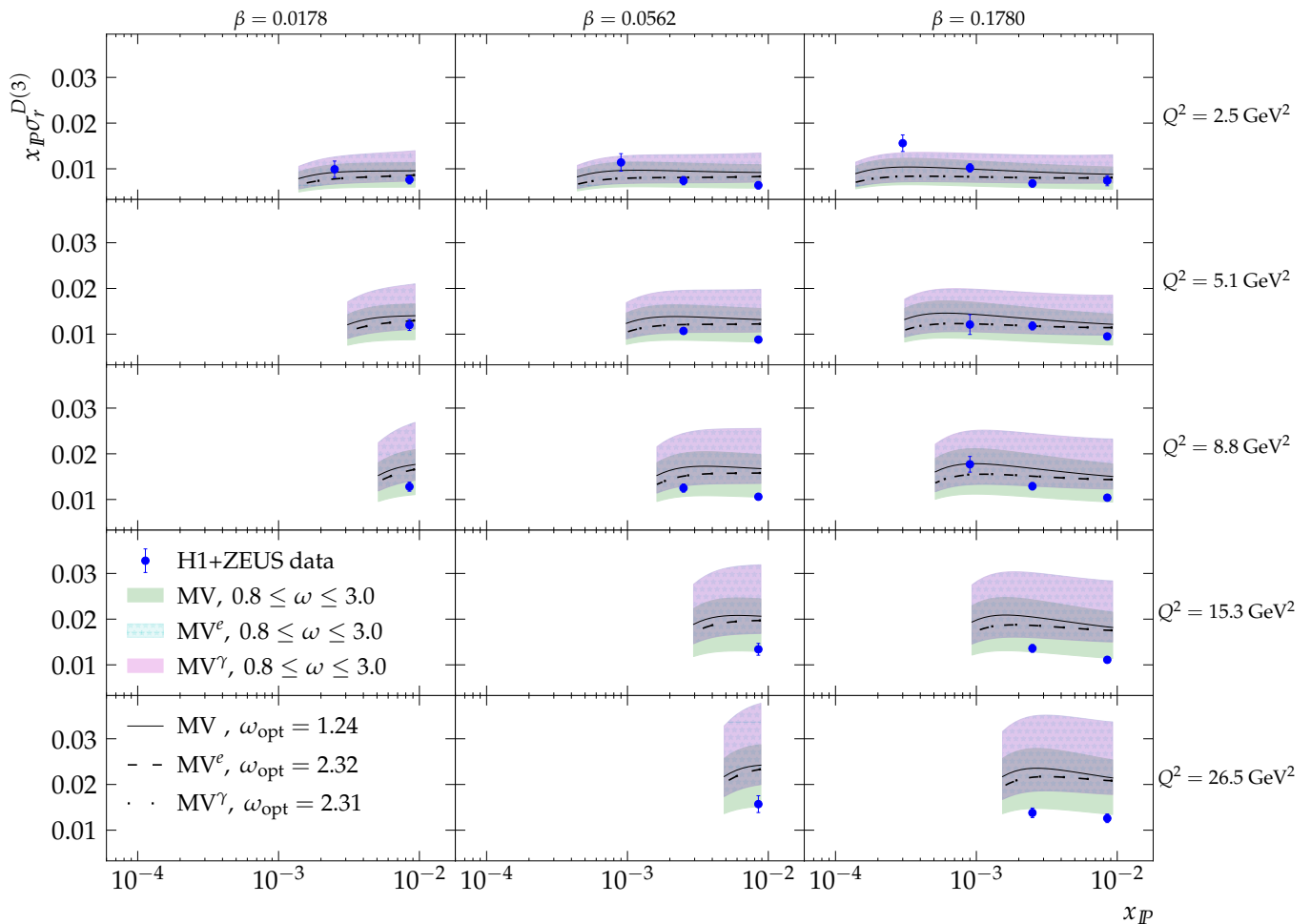


FIG. 5. Diffractive reduced cross section as a function of x_P at different values of β and Q^2 . The HERA combined dataset is taken from Ref. [35]. The notations are same to Fig. 4.

a better description of the combined HERA data is obtained using the KL perturbative evolution equation, although the cross section especially at higher x_P is typically slightly overestimated.

The dependence on the proton shape parameter is also illustrated in Fig. 4 (and the figures following) by varying the ω parameter around the optimal value. Similarly to the large- β case, the normalization of the diffractive cross section is typically well described with $\omega > 1$, and as such also the small- β data prefers a density profile which is steeper than Gaussian, corresponding to a smaller overall normalization for the diffractive cross section.

The reduced diffractive cross section as a function of x_P is shown in Fig. 5. Again a good agreement with the data is obtained at (moderately) small β , although the normalization at high Q^2 is typically overestimated as already seen above in Fig. 4. The maximum in the reduced cross section observed at small x_P is again due to the longitudinal cross section $F_L^{D(3)}$ becoming important when $y \gtrsim 0.5$. The x_P dependence becomes milder toward smaller β and smaller Q^2 . The mild x_P depen-

dence seen especially at small virtualities is compatible with the predictions from the BK and KL equations.

To directly probe the $\ln 1/\beta$ evolution described by the KL equation we also calculate the diffractive cross section as a function of the mass of the diffractively produced system M_X or β (recall that $M_X^2/Q^2 \sim 1/\beta$). The results as a function of β compared with the combined HERA data are shown in Fig. 6, and as a function of M_X compared with the ZEUS FPC dataset [56, 57] in Fig. 7. As mentioned before, the ZEUS FPC data includes some contribution from incoherent events where the proton dissociates into a low mass state ($\gamma^* + p \rightarrow X + N$, $M_N < 2.3$ GeV). In order to approximatively remove this dissociative contribution not included in our calculation we scale down the data by a constant factor of 1.88. This factor is obtained as follows. First, the original ZEUS FPC data with $\beta > 0.5$ (154 points) are fitted using the GBW result with only the $q\bar{q}$ contribution to obtain the optimal value for ω for each initial condition. We then compute the ratio between σ_0^D at the obtained ω and the one at ω_{opt} obtained from the fit to the HERA combined data above. The three different fits for the ini-

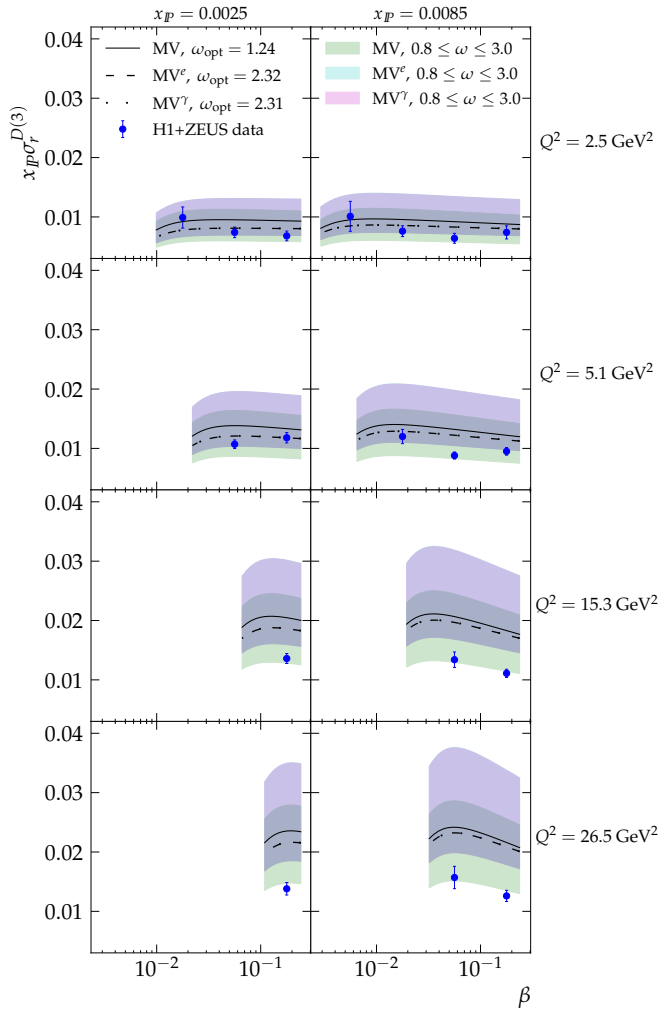


FIG. 6. Diffractive reduced cross section as a function of β at different values of x_{pF} and Q^2 . The HERA combined dataset is taken from Ref. [35]. The notations are the same as in Fig. 4.

tial conditions of the BK evolution result in very similar ratio, and the average value 1.88 is then chosen to be the scaling factor³

Again we find a good description of the available data, although the cross section is typically overestimated at high Q^2 . More importantly the β and M_X dependencies predicted by the KL equation are compatible with the HERA data, when we focus on the moderately high-mass regime ($\beta \lesssim 0.1$).

The mass spectra at fixed W and Q^2 from the numerical calculation shown in Fig. 7 exhibit a similar trend as the data, which decreases toward the high-mass (small β) regime at a fixed Bjorken x . Given the very mild dependence of the diffractive structure function on β as shown

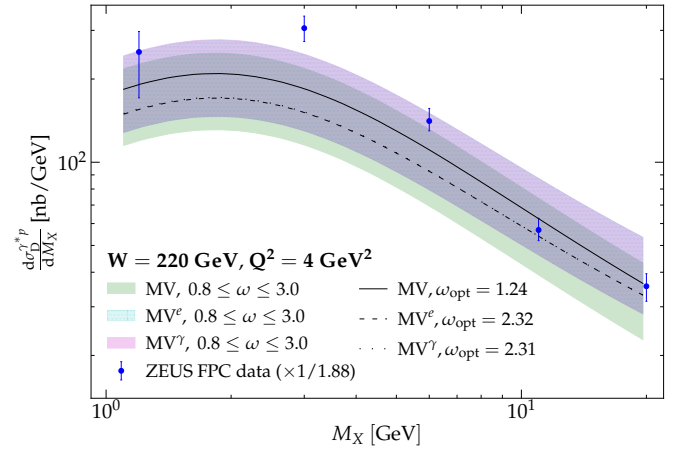


FIG. 7. Mass spectrum at $W = 220\text{GeV}$ and $Q^2 = 4\text{GeV}^2$ compared to the ZEUS FPC data [56] (scaled down by a factor of 1.88). The bands are the results from the solutions to the KL equations with the corresponding initial conditions, and with the b-profile parameter ω varying in the range $0.5 \leq \omega \leq 2.0$. The lines represent the numerical results for the optimal values of ω as explained in the text.

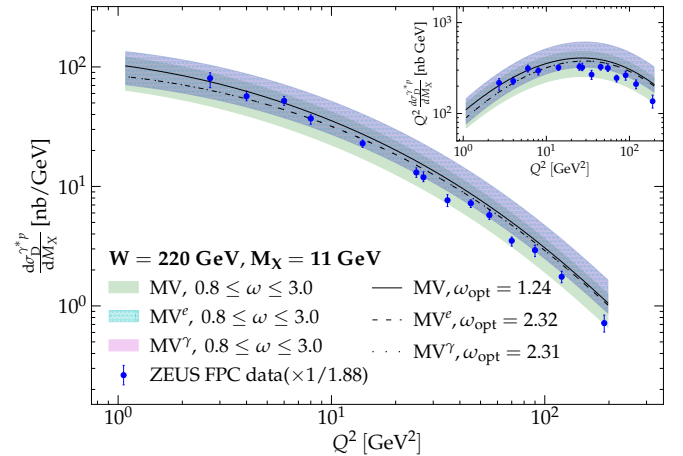


FIG. 8. The dependence of the diffractive cross section on Q^2 at $W = 220\text{GeV}$ and $M_X = 11\text{GeV}$ compared to the ZEUS FPC data [56, 57] (scaled down by a factor of 1.88). The inset shows the diffractive cross section scaled by the photon virtuality, $Q^2 d\sigma_r^{D(3)}/dM_X$.

above, this behavior is predominantly due to the M_X -dependent prefactor in Eq. (6). Up to the chosen scaling factor, the KL evolution describes the mass dependence well in the high-mass domain. The diffractive cross section is underestimated in the low-mass domain, but we again emphasize that the KL evolution is expected to be an accurate description of the QCD dynamics only in the high- M_X region. However, a qualitative description of the data is also obtained when the KL results are extrapolated to the low- M_X region.

To complete our comparisons with the available HERA data, let us finally compare the Q^2 and W dependencies

³ We note that a slightly smaller value has been used in previous analyses e.g. in Ref. [7].

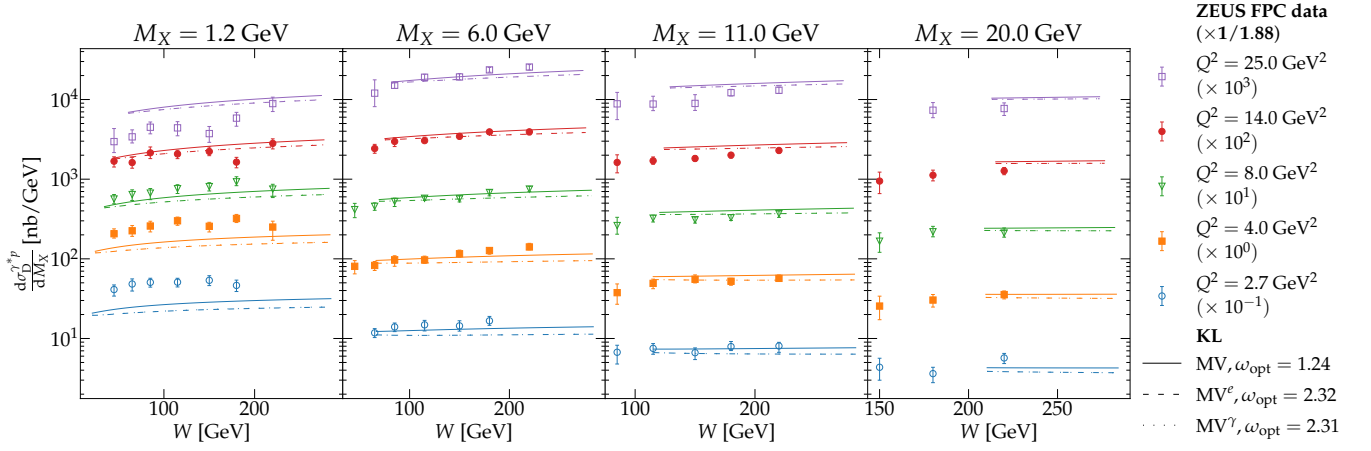


FIG. 9. W dependence of the diffractive cross section at different diffractive masses M_X and photon virtualities Q^2 compared to the ZEUS FPC data [56] (scaled down by a factor of 1.88). For simplicity, we show only the results with obtained with the optimal values of ω .

obtained from the solutions to the KL and BK equations to the ZEUS FPC data. The virtuality dependence at relatively high M_X is shown in Fig. 8, and the center-of-mass-energy W dependency is shown in Fig. 9. Similarly as when comparing to the combined HERA data, the Q^2 and W dependencies in the ZEUS data are described fairly well especially when Q^2 is not very large (i.e., β is small). While the cross section changes mildly with W in general, there is a significant decrease with increasing Q^2 . Such a decrease together with a modest variation of the scaled diffractive cross-section, $Q^2 d\sigma_D^{*p}/dM_X$ (shown in the inset of Fig. 8), for $Q^2 < M_X^2$ are indications for a leading twist-like behavior.

Before ending this section, let us compare the KL calculation to the GBW results including both the $q\bar{q}$ and $q\bar{q}g$ contributions. We emphasize that these results are strictly speaking valid in different kinematical limits: the GBW result including the $q\bar{q}g$ contribution given by Eq. (15) is valid at high- Q^2 and the KL evolution dominates at low- β . The calculations are performed in the kinematics with $\sqrt{s} = 1.3$ TeV, which could be accessible in the future experiments such as the LHeC/FCC-eh, in order to have a wider phase space available. The comparison is shown in Fig. 10. The diffractive structure function scaled by x_P rises toward small x_P , small β and large Q^2 in both approaches. As for the diffractive reduced cross sections, there is however a peak in the region with $y \gtrsim 0.5$ for the KL solutions, which does not manifest in the GBW result. This is attributed to the fact that the longitudinal contribution from gluon-dressed states is not included in the latter.

The β dependence from the GBW and the KL approaches is similar in the moderately small β region. The large- β structure in the GBW results originates from the different components ($q\bar{q}$ from longitudinal or transverse photon, or $q\bar{q}g$) dominating at different β values [7]. At very small $\beta \lesssim 10^{-2}$ the higher Fock states resummed in

the KL evolution become important and result in faster increase of the cross section with decreasing β compared to the GBW approach.

The more obvious differences between the two results can be seen in the x_P and Q^2 spectra. To understand these discrepancies, let us return the formalism of the two approaches. The KL evolution is basically a BK evolution with a small delay at Y_0 . This delay will not change the dominant shape of the BK front in the dilute regime, meaning that the solutions to the KL in such regime scale as $\mathcal{N}_D(\mathbf{r}, Y, Y_0) \sim [\mathbf{r}^2 Q_{s,D}^2(Y, Y_0)]^{\gamma_c}$ as for the BK, where $\gamma_c \approx 0.85$ is the anomalous dimension generated by the running-coupling BK evolution [59]. Here $Q_{s,D}^2$ refers to the saturation scale extracted from the diffractive cross section obtained as a solution to the KL equation. Note that here the delay does modify the saturation scale, which turns out to be its main effect, so that the saturation scale now depends very mildly on Y_0 , as shown numerically in Ref. [16]. Convoluting with the squared photon wave functions (see Ref. [21] for the detailed treatment of the \mathbf{r} -integration) and considering $Q^2 > Q_{s,D}^2$ (which is relevant to our analyses), the diffractive structure function behaves as

$$\left[F_2^{D(3)} \right]_{\text{KL}} \sim Q^2 \left(\frac{Q_{s,D}^2}{Q^2} \right)^{\gamma_c}, \quad (25)$$

with the extra Q^2 from Eq. (4). In this case, the dominant contribution to the \mathbf{r} -integration comes from the dipole sizes $r \sim 1/Q$. Again, Eq. (25) can explain the Q^2 behavior of $d\sigma_D^{*p}/dM_X$ (without the extra Q^2) shown in Fig. 8.

Now we turn to the GBW result. Taking the $q\bar{q}$ contribution, the diffractive cross section scales as the dipole-proton amplitude squared $\mathcal{N}^2(\mathbf{r}, Y) \sim [\mathbf{r}^2 Q_s^2(x_P)]^{2\gamma_c}$, with Q_s now being the normal saturation momentum from the BK evolution evaluated at x_P . The \mathbf{r} -

integration leads to

$$\left[F_{q\bar{q}}^{D(3)} \right]_{\text{GBW}} \sim Q^2 \left(\frac{Q_s^2}{Q^2} \right) = Q_s^2. \quad (26)$$

Meanwhile, the contribution of the $q\bar{q}g$ component is given by [5, 21]

$$\left[F_{q\bar{q}g}^{D(3)} \right]_{\text{GBW}} \sim Q^2 \left(\frac{Q_s^2}{Q^2} \right) \ln \frac{Q^2}{Q_s^2} = Q_s^2 \ln \frac{Q^2}{Q_s^2}. \quad (27)$$

Unlike the KL case, the \mathbf{r} -integration leading to Eqs. (26) and (27) is dominated by $r \sim 1/Q_s$.

Some remarks are in order concerning Eqs. (25) to (27). First, the diffractive structure function from the KL evolution has a power-law behavior in Q^2 , which grows faster than the logarithmic shape of the same observable calculated from the GBW approach. Furthermore, the KL evolution results in a milder dependence on x_P of the diffractive structure function compared to the GBW calculation. Such behaviors can be indeed observed in the numerical comparison shown in Fig. 10. Finally, it is interesting to note that the further additions of gluons to the dipole wave function make the Q^2 -dependence become steeper, which manifests itself in the transition between the two approaches when varying β .

To conclude this comparison, we note that the resummation of soft gluons included in the KL evolution has a significant effect on the β dependence of the cross section only in the very small $\beta \lesssim 10^{-2}$ region which is only accessible in very high-energy nuclear DIS experiments such as the LHeC/FCC-he. On the other hand, the KL evolution also has a significant effect on the x_P and Q^2 systematics already in the EIC energy range, and as such the future EIC measurements will be able to (at least indirectly) probe the KL evolution dynamics.

IV. ELECTRON-NUCLEUS SCATTERING: PREDICTIONS FOR THE FUTURE EIC

Now let us move from a proton to a nuclear target. Unlike in the proton case, we do not assume that the impact parameter dependence factorizes from the dipole-nucleus scattering amplitude. However, instead of investigating the fully impact-parameter-dependent BK and KL evolution equations, we follow Ref. [38] and solve these equations at each impact parameter $b = |\mathbf{b}|$ independently. This approximation both simplifies the numerical calculation and also automatically avoids the problem of unphysical Coulomb tails which need to be regularized if finite-size effects are included in the evolution [60–62].

The initial condition for the BK evolution of the dipole-nucleus amplitude at fixed impact parameter is obtained by generalizing the dipole-proton scattering amplitude using the optical Glauber model following Ref. [38] to

obtain

$$N_A(r, b) = 1 - \exp \left[-AT_A(b) \frac{\sigma_0 (r^2 Q_{s0}^2)^\gamma}{2} \frac{1}{4} \times \ln \left(e \cdot e_c + \frac{1}{r\Lambda_{\text{QCD}}} \right) \right]. \quad (28)$$

Here the subscript ‘‘A’’ is used to distinguish with the same quantities in the proton case. The nuclear thickness function $T_A(b)$ is obtained from the Wood-Saxon (WS) distribution

$$\rho_A(\mathbf{b}, z) = \frac{\rho_0}{1 + \exp \left[\frac{\sqrt{\mathbf{b}^2 + z^2} - R_A}{d} \right]} \quad (29)$$

by integrating over the longitudinal coordinate z . The nuclear geometry is controlled by the parameters $d = 0.54$ fm and $R_A = (1.12A^{1/3} - 0.86A^{-1/3})$ fm, and ρ_0 is obtained from the normalization condition $\int d^2\mathbf{b} T_A(|\mathbf{b}|) = 1$. As discussed in Ref. [38], this approach results in nuclear effects vanishing for small dipoles at the initial condition of the BK evolution. The other parameters in Eq. (28) are from the fits to the inclusive HERA data discussed in Section III. We will hereafter denote these by Glauber-MV, Glauber-MV^e and Glauber-MV^γ initial conditions originating from the MV, MV^e and MV^γ proton fits, respectively.

Following Ref. [38] we note that the nuclear saturation scales fall below the proton saturation scales at $b \gtrsim 6.45$ fm (Glauber-MV) and $b \gtrsim 6.3$ fm (Glauber-MV^e and Glauber-MV^γ). The BK evolution would result in a gluon density increasing rapidly in this low density region, which would lead to unphysically rapid growth of the nuclear size. Consequently in this dilute regime ($b > b_{\text{cut}}$) we do not use the solutions to the evolution equations for the nuclear target, but assume that the nuclear scattering is an incoherent sum of the scatterings off nucleons which is also known as the impulse approximation (IA). This gives

$$N_A(r, Y; b > b_{\text{cut}}) = AT_A(b) \frac{\sigma_0}{2} \mathcal{N}(r, Y). \quad (30)$$

The scaling of the diffractive dipole-nucleus cross section $N_{D,A}$ (see Eq. (19)) in this regime can be deduced from the initial condition of the KL equation, Eq. (17), and reads

$$N_{D,A}(r, Y, Y_0; b > b_{\text{cut}}) = A^2 T_A^2(b) \frac{\sigma_0^2 \mathcal{N}_D(r, Y, Y_0)}{4}. \quad (31)$$

The nuclear effects can be quantified by comparing the nuclear cross sections to the ones obtained in the impulse approximation. The impulse approximation corresponds to including the effect of the nuclear geometry (form factor) that controls the t distribution in diffractive scattering, but no other nuclear effects. Thus any deviation from the impulse approximation result in our calculation can, in the dipole picture, be attributed to enhanced saturation effects in nuclei.

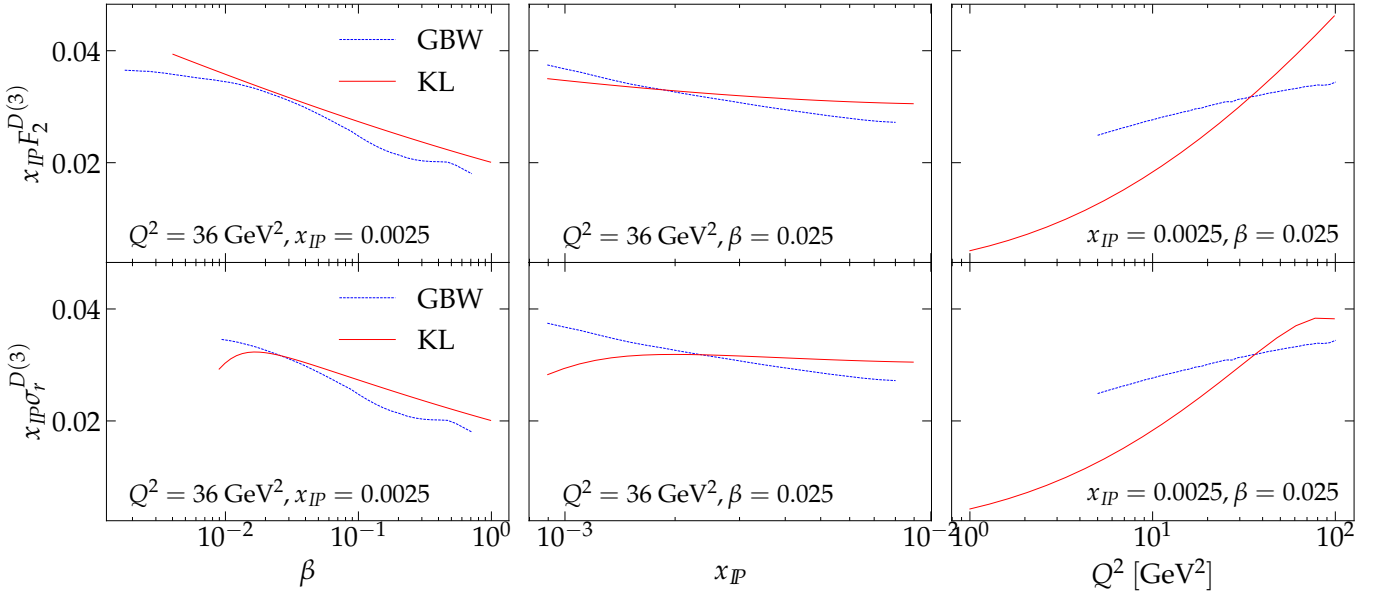


FIG. 10. Comparison of the KL and the GBW results for diffractive structure function (first row) and the diffractive reduced cross section (second row) at $\sqrt{s} = 1.3 \text{ TeV}$ using the MV^e initial condition. Three columns show the dependences on β , x_P and Q^2 , respectively.

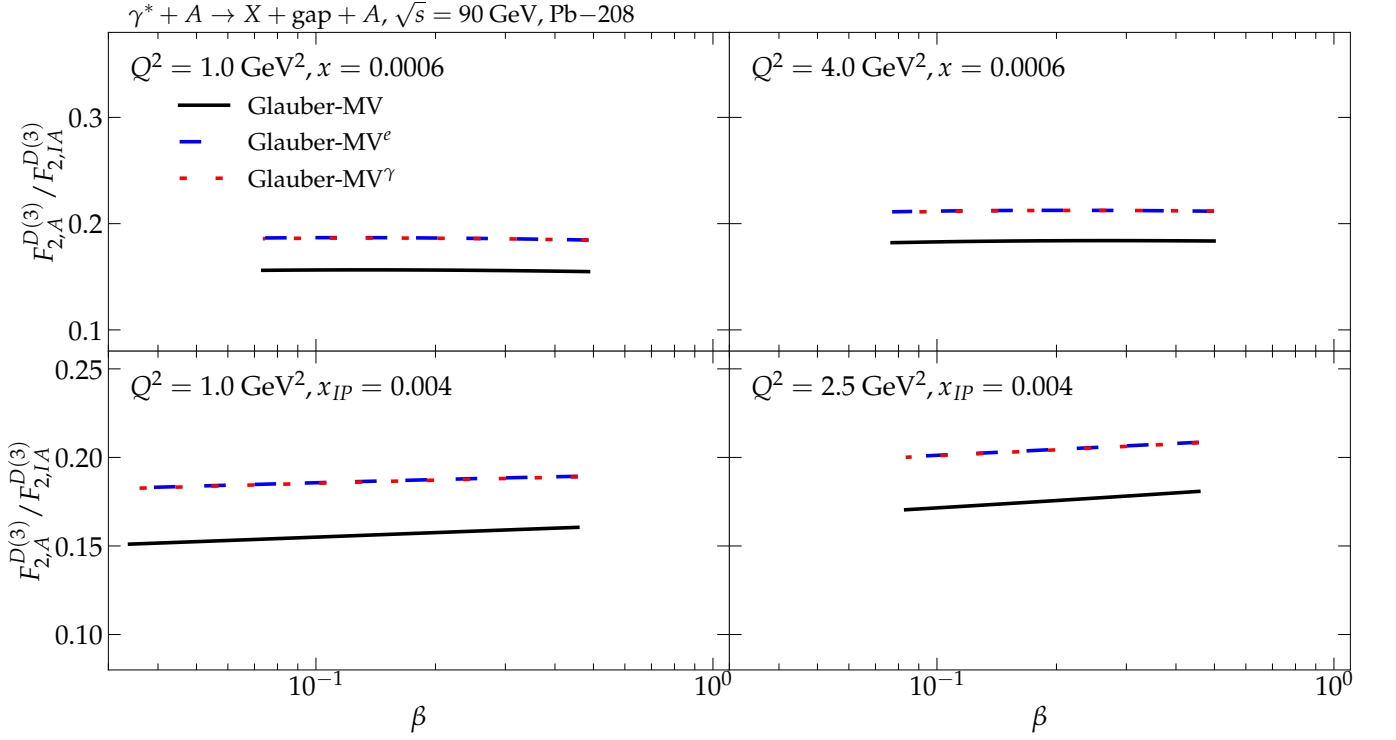


FIG. 11. Nuclear modification ratio $F_{2,A}^{D(3)}/F_{2,IA}^{D(3)}$ as a function of β , when either x (first row) or x_P (second row) is kept fixed and at different Q^2 . Only the results with $\beta < 0.5$ are shown.

In the impulse approximation the diffractive γA cross section can be expressed in terms of the diffractive proton

cross section at $t = 0$ and the nuclear form factor as

$$\sigma_{D,IA}^{\gamma^* A} = \frac{d\sigma_D^{\gamma^* p}(|t| = 0)}{d|t|} \Phi_A. \quad (32)$$

The nuclear form factor integrated over the squared mo-

momentum transfer $-t = \Delta_{\perp}^2$ reads

$$\begin{aligned}\Phi_A &= A^2 \int_0^\infty d|t| \left| \int d^2\mathbf{b} e^{-i\mathbf{b}\cdot\Delta} T_A(\mathbf{b}) \right|^2 \\ &= 4\pi A^2 \int d^2\mathbf{b} T_A^2(\mathbf{b}).\end{aligned}\quad (33)$$

We note that the impulse approximation in practice corresponds to using $b_{\text{cut}} = 0$ in Eq. (31), i.e. always using a scaled dipole-proton scattering amplitude when calculating diffractive dipole-nucleus interaction. In terms of the diffractive dipole-proton scattering amplitude the diffractive dipole-nucleus cross section in the impulse approximation reads

$$\sigma_{D,IA}^{q\bar{q}A} = \frac{\sigma_0^2 \mathcal{N}_D(r, Y, Y_0)}{4} A^2 \int d^2\mathbf{b} T_A^2(b). \quad (34)$$

This can be used in Eq. (18) to calculate impulse approximation results for the γ^*A scattering. Note that the impulse approximation only involves the t -differential proton cross section. As a consequence it can be written in terms of σ_0 , not involving the proton shape parameter ω .

The diffractive structure function as a function of β normalized by the impulse approximation result is shown in Fig. 11 both at fixed Bjorken- x and at fixed $x_{\mathcal{P}}$. We will refer to this ratio as the nuclear suppression factor, and with the KL evolution we obtain very strong suppression $\sim 0.15 \dots 0.21$ in our chosen kinematics which are accessible at the EIC. The ratios obtained using the MV^e and MV^γ parametrizations are in practice identical, and a slightly larger suppression is predicted using the MV fit. This can be compared to predictions for the (much weaker) nuclear suppression in inclusive hadron production in proton-nucleus collision at the LHC shown in Ref. [38], where identical suppression factors are obtained with MV^e and MV^γ fits, with slightly weaker suppression obtained with the MV parametrization.

The suppression obtained for the diffractive structure functions in the KL approach is much stronger than what is obtained from the GBW setup, which gives $\sim 0.34 \dots 0.48$ at the same kinematics as shown in Fig. 12. This strong suppression in the KL approach can again be explained by noticing that the KL evolution modifies the anomalous dimension of the diffractive scattering cross section: the scaling changes as $\mathcal{N}_{D,A} \sim [r^2 Q_{s,A}^2(Y_0, b)]^{2\gamma_c} \rightarrow [r^2 Q_{s,D(A)}^2(Y, Y_0, b)]^{\gamma_c}$. Convoluting with the squared photon wave functions (see the previous section), the nuclear suppression factor at the cross-section level from the KL approach eventually scales as

$$\left(\frac{\sigma_D^{\gamma^*A}}{\sigma_{IA,D}^{\gamma^*A}} \right)_{\text{KL}} \sim \frac{\int d^2\mathbf{b} \left(\frac{Q_{s,D(A)}^2(b)}{Q^2} \right)^{\gamma_c}}{\sigma_0^2 A^{4/3} \left(\frac{Q_{s,D(p)}^2}{Q^2} \right)^{\gamma_c}} \sim A^{-\frac{1}{3} - \delta(\gamma_c)} \sigma_0^{\gamma_c - 2}, \quad (35)$$

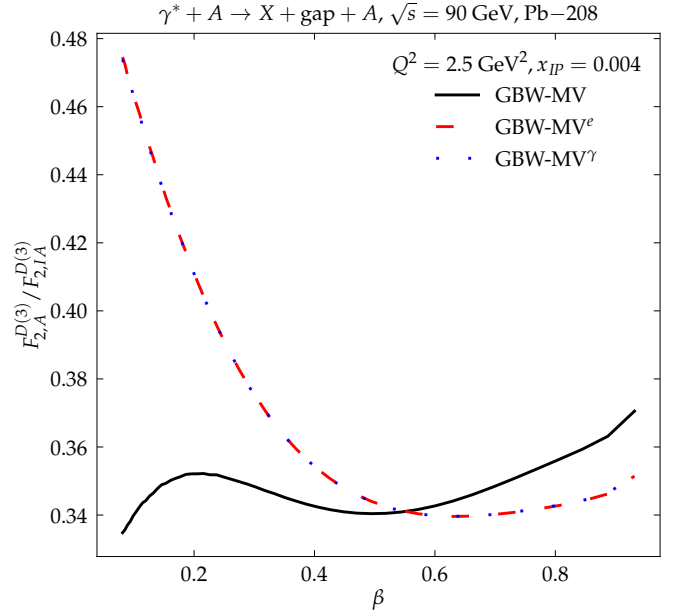


FIG. 12. Nuclear modification ratio $F_{2,A}^{D(3)}/F_{2,IA}^{D(3)}$ as a function of β using the GBW approach.

where $\delta(\gamma_c) \approx 0.11$ for $\gamma_c \approx 0.85$, using $Q_{s,A}^2 \sim \sigma_0 A T_A(b)$. A similar evaluation applied for the $q\bar{q}$ contribution leads to

$$\left(\frac{\sigma_D^{\gamma^*A}}{\sigma_{IA,D}^{\gamma^*A}} \right)_{\text{GBW-}q\bar{q}} \sim \frac{\int d^2\mathbf{b} \left(\frac{Q_{s,A}^2(b)}{Q^2} \right)}{\sigma_0^2 A^{4/3} \left(\frac{Q_{s,p}^2}{Q^2} \right)} \sim A^{-\frac{1}{3}} \sigma_0^{-1}. \quad (36)$$

We can obviously see that the latter is less suppressed than the former. Furthermore, it is interesting to recall that, while the large dipoles close to the inverse saturation scales dominate the \mathbf{r} -integration in the GBW approach, the dominant contribution in the KL approach comes from the smaller dipoles $r \sim 1/Q$. Resummation, which is important at low- β , leads to a stronger nuclear suppression, while the effect of the non-linear saturation region is diminished! As a side note: this effect depends on the fact that we are starting the evolution for both protons and nuclei at the same rapidity where the nuclear saturation scale is larger than the proton one. If one were to start at the same value of Q_s , i.e. at a higher rapidity for protons than nuclei, the effect would be different.

The suppression factor calculated from the KL approach is almost independent of β at fixed x , and decreases very slowly with decreasing β at fixed $x_{\mathcal{P}}$. The weak β -dependence could be understandable by noticing that, in the KL evolution, both $Q_{s,D(A)}^2$ and $Q_{s,D(p)}^2$ have the same dependence on Y_0 and on Y , and the former dependence is very mild as mentioned in the previous section. Hence, the nuclear suppression ratio would be almost flat in β , see Eq. (35). A weak- β variation, particularly when $x_{\mathcal{P}}$ is kept fixed, is due to the subleading behavior when including also other possible factors in ad-

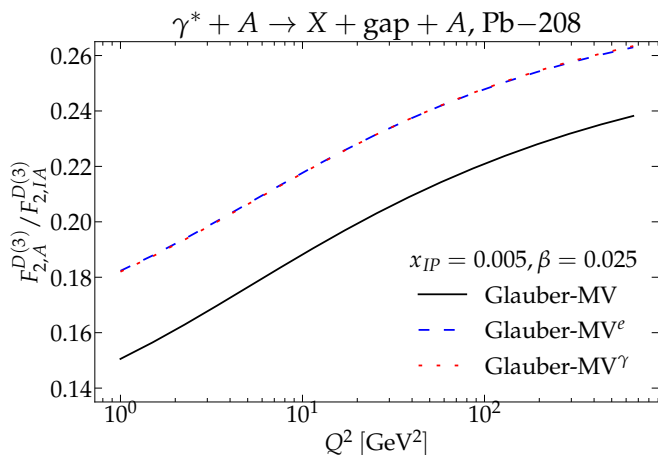


FIG. 13. The nuclear modification factor $F_{2,A}^{D(3)}/F_{2,IA}^{D(3)}$ a function of the virtuality Q^2 .

dition to the leading scaling factor $(r^2 Q_{s,D}^2)^{\gamma_c}$ in the solutions to the KL equation. When keeping x_P (or equivalently Y_{gap}) fixed, a similar weak β -dependence should be observed for the $q\bar{q}$ and $q\bar{q}g$ components of the GBW result (Eqs. (12), (13) and (15)) separately. However, the sum of the $q\bar{q}$ and $q\bar{q}g$ contributions has a stronger β -dependence, since the nuclear modification of these two components is different, and their relative weight in the cross section has a significant dependence on β .

The virtuality dependence of the nuclear suppression factor computed from the KL setup is shown in Fig. 13. As expected a somewhat stronger suppression is obtained towards lower Q^2 , but even in the large $Q^2 \sim 10^3$ GeV² significant suppression factor ~ 0.25 is obtained. This rather weak Q^2 -dependence of the suppression can again be understood by considering how the KL evolution changes the anomalous dimension of the diffractive scattering cross section as discussed above.

The nuclear-to-proton diffractive structure function ratio $F_{2,A}^{D(3)}/(AF_2^{D(3)})$ is shown in Fig. 14. This ratio again depends weakly on β , similarly as the case where the impulse approximation is used as a reference. Note that as the (t -integrated) diffractive cross section scales as $\sim A^{4/3}$, this ratio is not normalized such that nuclear effects would vanish in the dilute region. The advantage of this structure function ratio is that it depends only on experimentally measurable quantities and there is no need to model the nuclear form factor. It is also directly related to the nuclear modification of the diffractive-to-total cross section ratio, which we will discuss shortly. The normalization factor A (which differs from the parametric $A^{4/3}$ dependence of the nuclear cross section) allows direct comparisons to earlier works [7, 27, 29]. Unlike the ratio to the impulse approximation, this ratio also depends on the shape of the proton as the normalization of the proton cross section depends on ω . This dependence on the proton shape is illustrated in Fig. 14 by showing the results using both the optimal shapes and

the Gaussian shape with $\omega = 1$. The slow increase of this ratio towards larger β is qualitatively in agreement with the prediction using the $q\bar{q}g$ component (with or without $q\bar{q}$) presented in Ref. [7] in the region of $\beta \lesssim 0.1$.

The large β -region of $\beta > 0.1$ has more significant differences between different approaches. In Ref. [7], the diffractive structure functions were calculated using the GBW formalism. The IPsat and bCGC models were employed for the \mathbf{b} -dependent proton scattering cross-section, and the nuclear cross-section was obtained directly from the proton case using the Glauber model. For comparison, the result using the GBW approach, but with the BK-evolved dipole amplitudes used in this work, is shown in Fig. 15. One can see that it produces a rather different prediction from Ref. [7]. In particular we predict a much larger cross section ratio in the large- β region, and additionally in this regime the two calculations have slightly different β dependences. These differences can be understandable since the two calculations use different setups for both the scattering off protons and nuclei. Furthermore, the Gaussian profile was used in the cited reference for the proton impact parameter dependence, while in the current calculation, we use the significantly steeper shapes as constrained by HERA data. Note also that our results are closer to prediction using the bCGC set-up than the IPsat one, as the former uses a parameterization for the dipole cross-section based on the solutions to the BK evolution.

With these dipole amplitude-related differences between results in the GBW formulation in mind, let us then return to the differences between the KL and GBW formalisms. Comparing the KL result in Fig. 14 (the top right panel) to the GBW formalism results in Fig. 15 and in Ref. [7], there is a clear difference in the β -dependence in the region of $\beta > 0.1$. For the same dipole amplitude (compare the top right panel in Fig. 14 to Fig. 15), the GBW result predicts a larger nuclear enhancement than our present KL approach. Independently of the dipole amplitude, the β -dependence of the nuclear enhancement is stronger in the GBW approach than in the KL result. We emphasize again, however, that the KL approach is not fully reliable in the $\beta \gtrsim 0.1$ case. In the large- β regime, the $q\bar{q}$ component dominates, with $F_2^{D(3)} \sim N^2(x_P)$, and the GBW result treats the kinematics of the small- M_X $q\bar{q}$ state more accurately than the KL approach.

Finally we study the diffractive-to-total cross section ratio, as the non-linear nuclear effects are expected to enhance the diffractive cross section relative to the inclusive one [63]. This ratio as a function of M_X^2 , and the double ratio

$$\frac{eA}{ep} \equiv \left[\frac{1}{\sigma_{\text{tot}}^{\gamma^*A}} \frac{d\sigma_D^{\gamma^*A}}{dM_X^2} \right] / \left[\frac{1}{\sigma_{\text{tot}}^{\gamma^*p}} \frac{d\sigma_D^{\gamma^*p}}{dM_X^2} \right] \quad (37)$$

are shown in Fig. 16. This ratio can also be seen as the nuclear-to-proton diffractive structure function ratio $F_{2,A}^{D(3)}/(AF_2^{D(3)})$ divided by the nuclear-to-proton inclu-

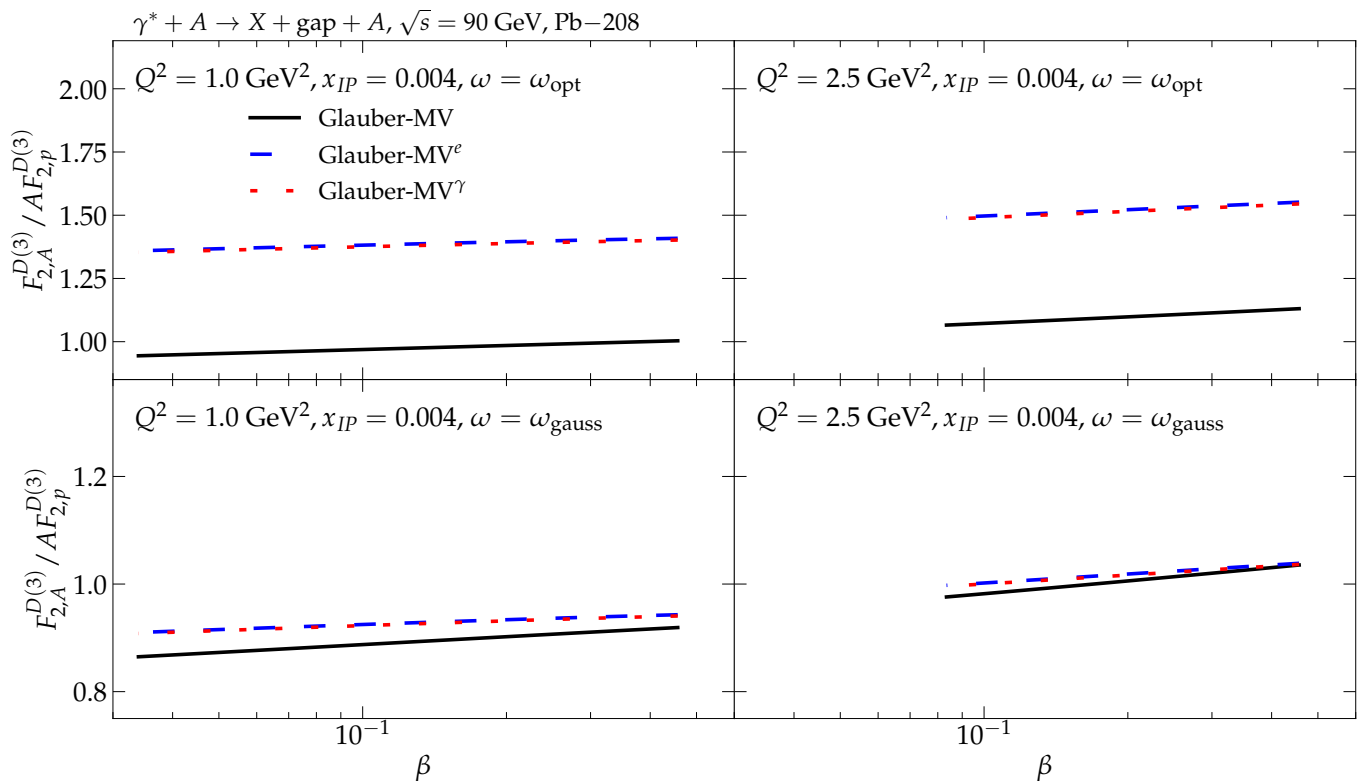


FIG. 14. Diffractive structure function ratio $F_{2,A}^{D(3)} / AF_{2,p}^{D(3)}$ as a function of β when x_P is kept fixed. Only the results with $\beta < 0.5$ are shown. The results in the first row use the optimal values ω_{opt} for the steepness of the proton impact parameter profile (see Section III), while it is the Gaussian value, $\omega_{\text{gauss}} = 1$ in the second row.

sive structure function ratio. A generic feature of gluon saturation is that the fraction of diffractive events in the total cross section should increase when going from protons to nuclei, i.e. the double ratio should be larger than unity. This can be contrasted with the prediction of leading twist shadowing, which would predict a double ratio significantly below one [30]. Thus, this observable is one of the clearest experimental signals for saturation at the EIC.

The result in Fig. 16 confirms that the double ratio is significantly larger than unity. Again the predictions obtained using the MV^e and MV^γ fits are practically identical, and a clear nuclear enhancement of 50% . . . 100% is predicted depending on the applied fit. This enhancement is stronger than the GBW prediction shown in Ref. [30], which can be explained by noting that the double ratio again depends on the proton shape parameter ω , and in this analysis, we indeed have a steeper proton profile rather than the Gaussian shape. The almost-flat behavior of the mass spectrum of the double ratio again resembles the β spectrum of the above-mentioned nuclear modification ratios for the diffractive structure function.

V. CONCLUSIONS

We have presented the first calculation of diffractive cross sections in the HERA kinematics describing the mass dependence by solving the perturbative Kovchegov-Levin (KL) evolution equation⁴. Predictions for the future EIC measurements with nuclear targets are also presented. The non-perturbative initial condition for the small- x and high- β evolutions is constrained by the HERA structure function data, and the only remaining free parameter describing the shape of the proton (and controlling the overall normalization) is determined from the large- β diffractive cross section data.

Given this input, we find a good description of the precise HERA diffractive structure function and reduced cross section data. The HERA data is found to prefer proton density profiles that are steeper than the commonly-used Gaussian profile. Although in the HERA energy range it is not possible to reach very low β (high M_X^2) kinematics where the KL evolution dynamics dominates, we find that already a small amount of KL evolution in the HERA kinematics has a significant effect on

⁴ Note that in Ref. [19], the authors could describe rather well the HERA combined data using their analytical solution to the leading-order KL equation in the double-log region.

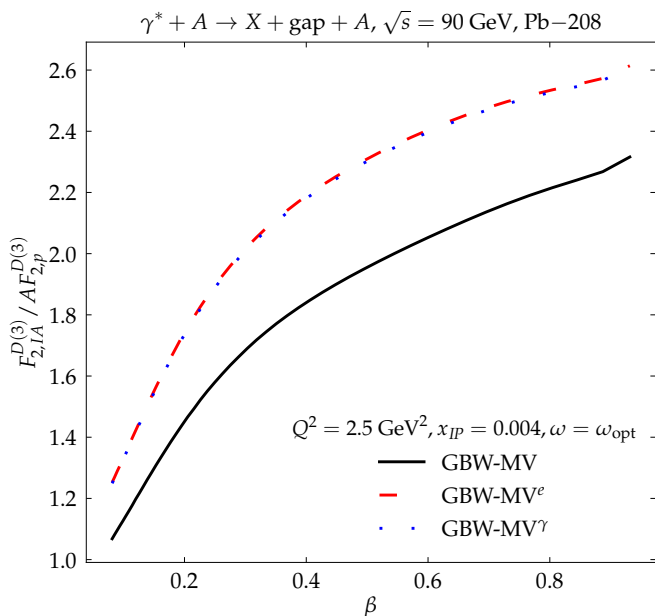


FIG. 15. Diffractive structure function ratio $F_{2,A}^{D(3)}/AF_{2,p}^{D(3)}$ as a function of β using the GBW approach.

the Q^2 dependence of the diffractive cross sections. Similarly the KL evolution dynamics results in a very large nuclear suppression for diffractive cross sections in the EIC kinematics in reference to the impulse approximation. The predicted suppression is significantly stronger

than what is obtained considering only the fixed photon Fock states $q\bar{q}$ and $q\bar{q}g$, i.e. without resumming multiple gluon emissions as is done with the KL evolution. This demonstrates that both the current HERA data and especially the future EIC measurements with nuclei can be used to probe KL evolution dynamics.

In the future it would be important to more smoothly combine the small- β resummation with (LO and NLO) calculations with more accurate kinematics at high β . It would also be interesting to simultaneously address the t -dependence of exclusive vector meson production and the shape of the proton in inclusive diffraction. This would pave the way towards a more global analysis of inclusive and diffractive deep inelastic scattering cross sections in the dipole picture.

ACKNOWLEDGMENTS

This work was supported by the Academy of Finland, the Centre of Excellence in Quark Matter (project 346324) and projects 338263 and 346567 (H.M), and 321840 (T.L). This work was also supported under the European Union's Horizon 2020 research and innovation programme by the European Research Council (ERC, grant agreement No. ERC-2018-ADG-835105 YoctoLHC) and by the STRONG-2020 project (grant agreement No. 824093). The content of this article does not reflect the official opinion of the European Union and responsibility for the information and views expressed therein lies entirely with the authors.

-
- [1] F. Gelis, E. Iancu, J. Jalilian-Marian and R. Venugopalan, *The Color Glass Condensate*, *Ann. Rev. Nucl. Part. Sci.* **60** (2010) 463 [[arXiv:1002.0333 \[hep-ph\]](#)].
- [2] B. Z. Kopeliovich, L. I. Lapidus and A. B. Zamolodchikov, *Dynamics of Color in Hadron Diffraction on Nuclei*, *JETP Lett.* **33** (1981) 595.
- [3] A. H. Mueller, *Small x Behavior and Parton Saturation: A QCD Model*, *Nucl. Phys. B* **335** (1990) 115.
- [4] N. N. Nikolaev and B. G. Zakharov, *Color transparency and scaling properties of nuclear shadowing in deep inelastic scattering*, *Z. Phys. C* **49** (1991) 607.
- [5] S. Munier and A. Shoshi, *Diffractive photon dissociation in the saturation regime from the Good and Walker picture*, *Phys. Rev. D* **69** (2004) 074022 [[arXiv:hep-ph/0312022](#)].
- [6] C. Marquet, *A Unified description of diffractive deep inelastic scattering with saturation*, *Phys. Rev. D* **76** (2007) 094017 [[arXiv:0706.2682 \[hep-ph\]](#)].
- [7] H. Kowalski, T. Lappi, C. Marquet and R. Venugopalan, *Nuclear enhancement and suppression of diffractive structure functions at high energies*, *Phys. Rev. C* **78** (2008) 045201 [[arXiv:0805.4071 \[hep-ph\]](#)].
- [8] M. S. Kugeratski, V. P. Goncalves and F. S. Navarra, *Saturation in diffractive deep inelastic eA scattering*, *Eur. Phys. J. C* **46** (2006) 413 [[arXiv:hep-ph/0511224](#)].
- [9] E. R. Cazaroto, F. Carvalho, V. P. Goncalves and F. S. Navarra, *Could saturation effects be visible in a future electron-ion collider?*, *Phys. Lett. B* **671** (2009) 233 [[arXiv:0805.1255 \[hep-ph\]](#)].
- [10] D. Bendova, J. Cepila, J. G. Contreras, V. P. Goncalves and M. Matas, *Diffractive deeply inelastic scattering in future electron-ion colliders*, *Eur. Phys. J. C* **81** (2021) no. 3 211 [[arXiv:2009.14002 \[hep-ph\]](#)].
- [11] G. Beuf, H. Hänninen, T. Lappi, Y. Mulian and H. Mäntysaari, *Diffractive deep inelastic scattering at NLO in the dipole picture: The $q\bar{q}g$ contribution*, *Phys. Rev. D* **106** (2022) no. 9 094014 [[arXiv:2206.13161 \[hep-ph\]](#)].
- [12] Y. V. Kovchegov and E. Levin, *Diffractive dissociation including multiple pomeron exchanges in high parton density QCD*, *Nucl. Phys. B* **577** (2000) 221 [[arXiv:hep-ph/9911523](#)].
- [13] Y. V. Kovchegov, *Running Coupling Corrections to Nonlinear Evolution for Diffractive Dissociation*, *Phys. Lett. B* **710** (2012) 192 [[arXiv:1112.2598 \[hep-ph\]](#)].
- [14] A. Kovner, M. Lublinsky and H. Weigert, *Treading on the cut: Semi inclusive observables at high energy*, *Phys. Rev. D* **74** (2006) 114023 [[arXiv:hep-ph/0608258](#)].
- [15] M. Lublinsky, *Remarks on Diffractive Dissociation*

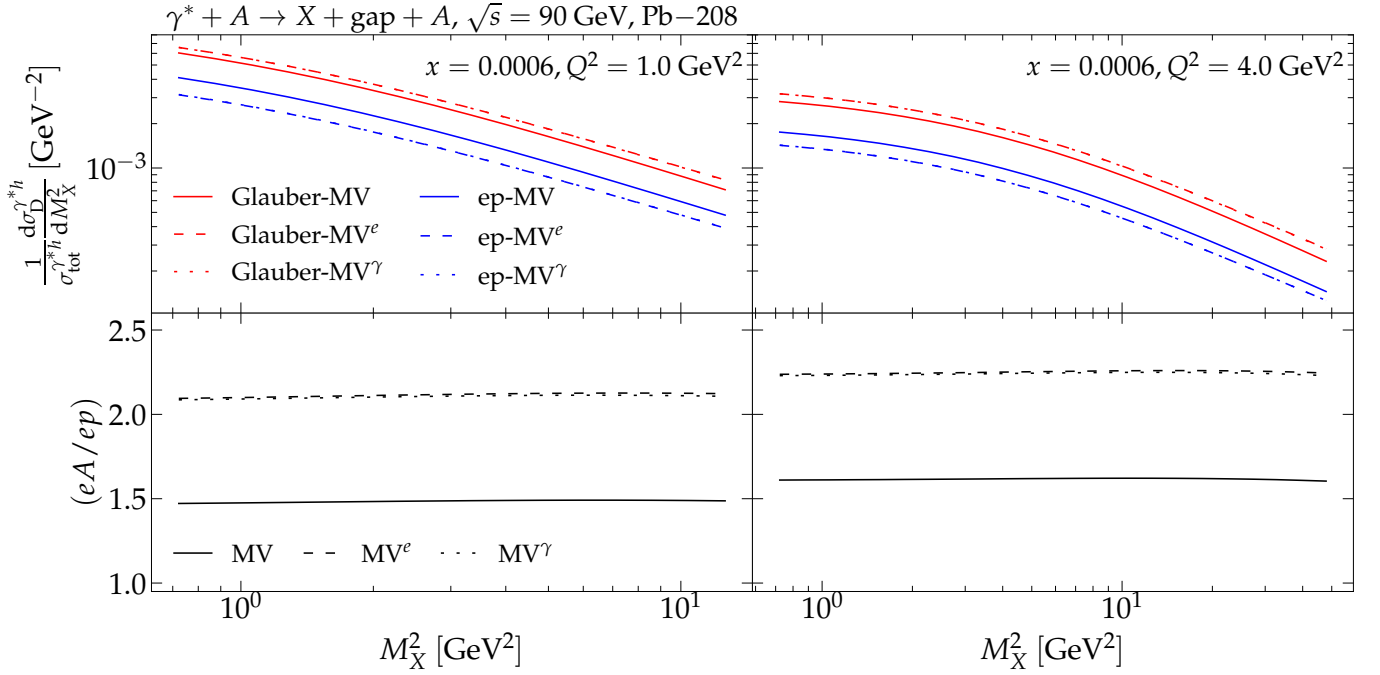


FIG. 16. Mass spectra normalized by the total cross sections for ^{208}Pb and proton (upper row), together with their ratios (lower row) in the corresponding fits, for two values of Q^2 at $x = 6 \times 10^{-4}$. The optimal values ω_{opt} are used for the steepness of the proton impact parameter profile.

- within JIMWLK Evolution at NLO, *Phys. Lett. B* **735** (2014) 200 [arXiv:1404.0369 [hep-ph]].
- [16] E. Levin and M. Lublinsky, *Diffractive dissociation and saturation scale from nonlinear evolution in high-energy DIS*, *Eur. Phys. J. C* **22** (2002) 647 [arXiv:hep-ph/0108239].
- [17] E. Levin and M. Lublinsky, *Nonlinear evolution and high-energy diffractive production*, *Phys. Lett. B* **521** (2001) 233 [arXiv:hep-ph/0108265].
- [18] E. Levin and M. Lublinsky, *Diffractive dissociation from nonlinear evolution in DIS on nuclei*, *Nucl. Phys. A* **712** (2002) 95 [arXiv:hep-ph/0207374].
- [19] C. Contreras, E. Levin, R. Meneses and I. Potashnikova, *DGLAP evolution for DIS diffractive production of high masses*, *Eur. Phys. J. C* **78** (2018) no. 9 699 [arXiv:1806.10468 [hep-ph]].
- [20] A. D. Le, *Rapidity gap distribution in diffractive dissociation: Predictions for future electron-ion colliders*, *Phys. Rev. D* **104** (2021) no. 1 014014 [arXiv:2103.07724 [hep-ph]].
- [21] Y. Hatta, E. Iancu, C. Marquet, G. Soyez and D. N. Triantafyllopoulos, *Diffusive scaling and the high-energy limit of deep inelastic scattering in QCD at large N_c* , *Nucl. Phys. A* **773** (2006) 95 [arXiv:hep-ph/0601150].
- [22] Y. Hatta, *Diffusive scaling and the high energy limit of DDIS*, *PoS DIFF2006* (2006) 037.
- [23] K. J. Golec-Biernat and M. Wusthoff, *Saturation in diffractive deep inelastic scattering*, *Phys. Rev. D* **60** (1999) 114023 [arXiv:hep-ph/9903358].
- [24] K. J. Golec-Biernat and M. Wusthoff, *Diffractive parton distributions from the saturation model*, *Eur. Phys. J. C* **20** (2001) 313 [arXiv:hep-ph/0102093].
- [25] H. Hämminen, T. Lappi and R. Paatelainen, *One-loop corrections to light cone wave functions: the dipole picture DIS cross section*, *Annals Phys.* **393** (2018) 358 [arXiv:1711.08207 [hep-ph]].
- [26] G. Beuf, T. Lappi and R. Paatelainen, *Massive Quarks at One Loop in the Dipole Picture of Deep Inelastic Scattering*, *Phys. Rev. Lett.* **129** (2022) no. 7 072001 [arXiv:2112.03158 [hep-ph]].
- [27] R. Abdul Khalek et al., *Science Requirements and Detector Concepts for the Electron-Ion Collider: EIC Yellow Report*, *Nucl. Phys. A* **1026** (2022) 122447 [arXiv:2103.05419 [physics.ins-det]].
- [28] **LHeC, FCC-he Study Group** collaboration, P. Agostini et al., *The Large Hadron-Electron Collider at the HL-LHC*, *J. Phys. G* **48** (2021) no. 11 110501 [arXiv:2007.14491 [hep-ex]].
- [29] E. C. Aschenauer, S. Fazio, J. H. Lee, H. Mäntysaari, B. S. Page, B. Schenke, T. Ullrich, R. Venugopalan and P. Zurita, *The electron-ion collider: assessing the energy dependence of key measurements*, *Rept. Prog. Phys.* **82** (2019) no. 2 024301 [arXiv:1708.01527 [nucl-ex]].
- [30] A. Accardi et al., *Electron Ion Collider: The Next QCD Frontier: Understanding the glue that binds us all*, *Eur. Phys. J. A* **52** (2016) no. 9 268 [arXiv:1212.1701 [nucl-ex]].
- [31] Y. V. Kovchegov and E. Levin, *Quantum Chromodynamics at High Energy*, vol. 33 of *Cambridge Monographs on Particle Physics, Nuclear Physics and Cosmology* (33). Cambridge University Press, 11, 2012.
- [32] A. Dumitru, H. Mäntysaari and R. Paatelainen, *High-energy dipole scattering amplitude from evolution of low-energy proton light-cone wave functions*, *Phys. Rev. D* **107** (2023) no. 11 114024 [arXiv:2303.16339]

- [hep-ph].
- [33] I. Balitsky, *Operator expansion for high-energy scattering*, *Nucl. Phys. B* **463** (1996) 99 [arXiv:hep-ph/9509348].
- [34] Y. V. Kovchegov, *Small- x F_2 structure function of a nucleus including multiple pomeron exchanges*, *Phys. Rev. D* **60** (1999) 034008 [arXiv:hep-ph/9901281].
- [35] **H1, ZEUS** collaboration, F. D. Aaron *et. al.*, *Combined inclusive diffractive cross sections measured with forward proton spectrometers in deep inelastic ep scattering at HERA*, *Eur. Phys. J. C* **72** (2012) 2175 [arXiv:1207.4864 [hep-ex]].
- [36] I. Balitsky, *Quark contribution to the small- x evolution of color dipole*, *Phys. Rev. D* **75** (2007) 014001 [arXiv:hep-ph/0609105].
- [37] Y. V. Kovchegov and H. Weigert, *Triumvirate of Running Couplings in Small- x Evolution*, *Nucl. Phys. A* **784** (2007) 188 [arXiv:hep-ph/0609090].
- [38] T. Lappi and H. Mäntysaari, *Single inclusive particle production at high energy from HERA data to proton-nucleus collisions*, *Phys. Rev. D* **88** (2013) 114020 [arXiv:1309.6963 [hep-ph]].
- [39] J. L. Albacete, N. Armesto, J. G. Milhano, P. Quiroga-Arias and C. A. Salgado, *AAMQS: A non-linear QCD analysis of new HERA data at small- x including heavy quarks*, *Eur. Phys. J. C* **71** (2011) 1705 [arXiv:1012.4408 [hep-ph]].
- [40] G. Beuf, H. Hänninen, T. Lappi and H. Mäntysaari, *Color Glass Condensate at next-to-leading order meets HERA data*, *Phys. Rev. D* **102** (2020) 074028 [arXiv:2007.01645 [hep-ph]].
- [41] H. Hänninen, H. Mäntysaari, R. Paatelainen and J. Penttala, *Proton Structure Functions at Next-to-Leading Order in the Dipole Picture with Massive Quarks*, *Phys. Rev. Lett.* **130** (2023) no. 19 192301 [arXiv:2211.03504 [hep-ph]].
- [42] M. Wusthoff, *Large rapidity gap events in deep inelastic scattering*, *Phys. Rev. D* **56** (1997) 4311 [arXiv:hep-ph/9702201].
- [43] I. Balitsky and G. A. Chirilli, *Next-to-leading order evolution of color dipoles*, *Phys. Rev. D* **77** (2008) 014019 [arXiv:0710.4330 [hep-ph]].
- [44] **H1** collaboration, C. Alexa *et. al.*, *Elastic and Proton-Dissociative Photoproduction of J/ψ Mesons at HERA*, *Eur. Phys. J. C* **73** (2013) no. 6 2466 [arXiv:1304.5162 [hep-ex]].
- [45] **ZEUS** collaboration, S. Chekanov *et. al.*, *Exclusive electroproduction of J/ψ mesons at HERA*, *Nucl. Phys. B* **695** (2004) 3 [arXiv:hep-ex/0404008].
- [46] S. Demirci, T. Lappi and S. Schlichting, *Proton hot spots and exclusive vector meson production*, *Phys. Rev. D* **106** (2022) no. 7 074025 [arXiv:2206.05207 [hep-ph]].
- [47] L. Frankfurt and M. Strikman, *Two gluon form-factor of the nucleon and J/ψ photoproduction*, *Phys. Rev. D* **66** (2002) 031502 [arXiv:hep-ph/0205223].
- [48] H. Mäntysaari and B. Schenke, *Revealing proton shape fluctuations with incoherent diffraction at high energy*, *Phys. Rev. D* **94** (2016) no. 3 034042 [arXiv:1607.01711 [hep-ph]].
- [49] A. Dumitru, H. Mäntysaari and R. Paatelainen, *Impact parameter dependence of color charge correlations in the proton*, *SciPost Phys. Proc.* **8** (2022) 058 [arXiv:2105.08503 [hep-ph]].
- [50] H. Kowalski, L. Motyka and G. Watt, *Exclusive diffractive processes at HERA within the dipole picture*, *Phys. Rev. D* **74** (2006) 074016 [arXiv:hep-ph/0606272].
- [51] J. Kuokkanen, K. Rummukainen and H. Weigert, *HERA-Data in the Light of Small x Evolution with State of the Art NLO Input*, *Nucl. Phys. A* **875** (2012) 29 [arXiv:1108.1867 [hep-ph]].
- [52] M. Rybczyński and Z. Włodarczyk, *The nucleon-nucleon collision profile and cross section fluctuations*, *J. Phys. G* **41** (2013) 015106 [arXiv:1307.0636 [nucl-th]].
- [53] H. Kowalski and D. Teaney, *An Impact parameter dipole saturation model*, *Phys. Rev. D* **68** (2003) 114005 [arXiv:hep-ph/0304189].
- [54] L. D. McLerran and R. Venugopalan, *Computing quark and gluon distribution functions for very large nuclei*, *Phys. Rev. D* **49** (1994) 2233 [arXiv:hep-ph/9309289].
- [55] **H1, ZEUS** collaboration, F. D. Aaron *et. al.*, *Combined Measurement and QCD Analysis of the Inclusive e^+p Scattering Cross Sections at HERA*, *JHEP* **01** (2010) 109 [arXiv:0911.0884 [hep-ex]].
- [56] **ZEUS** collaboration, S. Chekanov *et. al.*, *Study of deep inelastic inclusive and diffractive scattering with the ZEUS forward plug calorimeter*, *Nucl. Phys. B* **713** (2005) 3 [arXiv:hep-ex/0501060].
- [57] **ZEUS** collaboration, S. Chekanov *et. al.*, *Deep inelastic inclusive and diffractive scattering at Q^2 values from 25 to 320 GeV^2 with the ZEUS forward plug calorimeter*, *Nucl. Phys. B* **800** (2008) 1 [arXiv:0802.3017 [hep-ex]].
- [58] N. Armesto and A. H. Rezaeian, *Exclusive vector meson production at high energies and gluon saturation*, *Phys. Rev. D* **90** (2014) no. 5 054003 [arXiv:1402.4831 [hep-ph]].
- [59] J. L. Albacete and Y. V. Kovchegov, *Solving high energy evolution equation including running coupling corrections*, *Phys. Rev. D* **75** (2007) 125021 [arXiv:0704.0612 [hep-ph]].
- [60] J. Berger and A. Stasto, *Numerical solution of the nonlinear evolution equation at small x with impact parameter and beyond the LL approximation*, *Phys. Rev. D* **83** (2011) 034015 [arXiv:1010.0671 [hep-ph]].
- [61] H. Mäntysaari and B. Schenke, *Confronting impact parameter dependent JIMWLK evolution with HERA data*, *Phys. Rev. D* **98** (2018) no. 3 034013 [arXiv:1806.06783 [hep-ph]].
- [62] S. Schlichting and B. Schenke, *The shape of the proton at high energies*, *Phys. Lett. B* **739** (2014) 313 [arXiv:1407.8458 [hep-ph]].
- [63] H. Kowalski, T. Lappi and R. Venugopalan, *Nuclear enhancement of universal dynamics of high parton densities*, *Phys. Rev. Lett.* **100** (2008) 022303 [arXiv:0705.3047 [hep-ph]].