

July 18, 2023

Transverse Single Spin Asymmetries of charged hadrons at forward and backward rapidity from $p^\uparrow + p$, $p^\uparrow + \text{Al}$, and $p^\uparrow + \text{Au}$ collisions in PHENIX

JEONGSEOK BOK (FOR THE PHENIX COLLABORATION)

Pusan National University, Busan, South Korea
New Mexico State University, Las Cruces, USA

Transverse Single Spin Asymmetries (TSSAs) in transversely polarized proton-proton collisions ($p^\uparrow + p$) have been a fruitful source for studying the spin structure of the proton. In the 2015 RHIC data taking periods, collisions of polarized protons with nuclei ($p^\uparrow + A$) were made for the first time. The measurements of TSSAs in $p^\uparrow + p$ and $p^\uparrow + A$ collisions can provide a unique opportunity to investigate the origin of TSSA in a gluon-rich target nucleus and provide a tool to study nuclear effects in $p + A$ collisions. This presentation will report PHENIX results of TSSAs for charged hadrons (h^\pm) at forward and backward rapidity ($1.4 < |\eta| < 2.4$) over the transverse momentum ranges $1.25 < p_T < 7.0$ GeV/ c and Feynman- x ranges ($-0.2 < x_F < 0.2$) from $p^\uparrow + p$, $p^\uparrow + \text{Al}$, and $p^\uparrow + \text{Au}$ collisions at $\sqrt{s_{\text{NN}}} = 200$ GeV.

PRESENTED AT

DIS2023: XXX International Workshop on Deep-Inelastic
Scattering and Related Subjects,
Michigan State University, USA, 27-31 March 2023



1 Introduction

Since the 1970's, large Transverse Single Spin Asymmetries (TSSAs) in single hadron production have been observed at forward rapidity in transversely polarized proton-proton collisions ($p^\uparrow + p \rightarrow h + X$) in a wide range of collision energies. The phenomena have provided an important motivation to investigate spin-momentum correlations inside a nucleon. The analyzing power A_N is defined as the left-right asymmetry of the hadrons with respect to the polarization of the proton where the direction of polarization is perpendicular to the beam direction.

$$A_N(\phi) = \frac{\sigma^\uparrow - \sigma^\downarrow}{\sigma^\uparrow + \sigma^\downarrow} \quad (1)$$

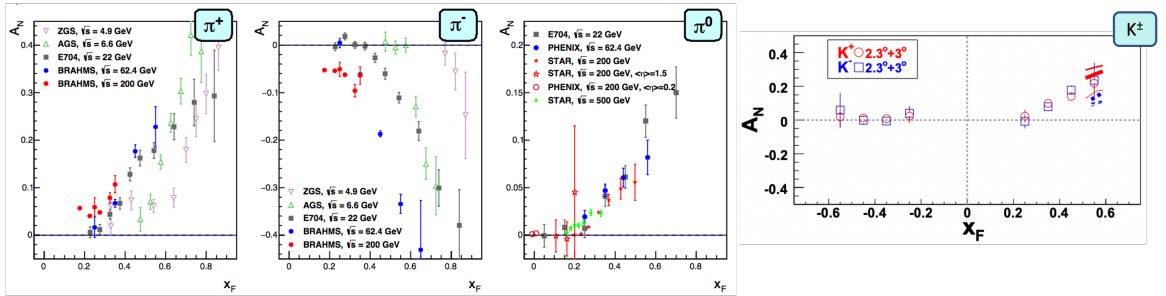


Figure 1: Transverse single spin asymmetry measurements for π^0 and π^\pm at different center-of-mass energies [1] and K^\pm at RHIC energy as a function of Feynman- x [2].

Figure 1 shows the measurements of A_N for neutral and charged pions as a function of Feynman- x (x_F) at different energies [1]. The magnitude of A_N increases as a function of x_F at large positive x_F from low to high energies up to 500 GeV. A_N for π^+ has a positive sign at $x_F > 0$, and A_N for π^- has comparable size, but opposite sign. On the right side of Fig. 1, charged kaons result at 62.4 GeV [2] show that A_N for negatively and positively charged kaons have the same sign at $x_F > 0$, which is different from pions.

There are possible origins to explain these nonzero asymmetries. As an initial state effect, the correlation between the proton spin and the transverse momentum of the parton is called the Sivers mechanism. The final state effect is called the Collins mechanism and describes the correlation between the spin of the fragmenting quark and the transverse momentum of the final state hadron. It is convoluted with the Transversity distribution functions, the correlation between the spin of a proton and the spin of a quark. For the single hadron production in proton-proton collisions, the twist-3 collinear factorization approach is applicable, and the asymmetry arises from a twist-3 multi-parton correlation and a twist-3 fragmentation function.

In addition to the proton-proton collisions, the polarized proton-nucleus collision ($p^\uparrow + A$) is proposed to solve this puzzle with an interplay between small- x physics

and spin physics. Since the mechanisms are expected to have different nuclear target dependences of A_N , measuring A_N in $p^\dagger+A$ collisions can help to clarify the origin of the A_N [3–7]. Also, nuclear dependence of A_N can be a probe for the saturation scale in the nucleus [3].

2 Experimental Setup

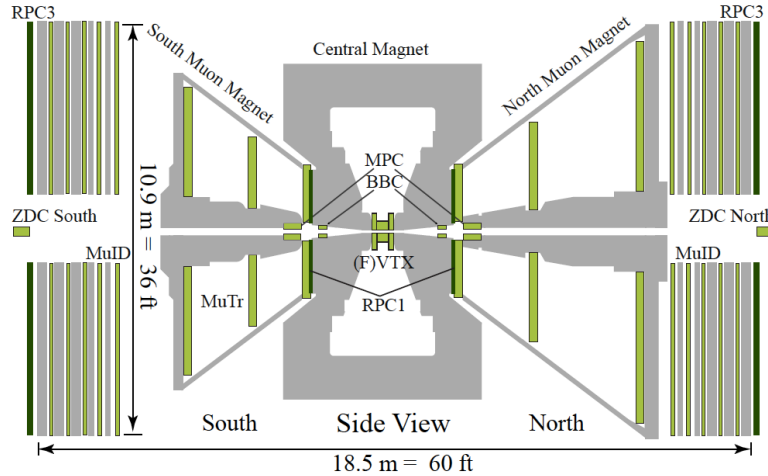
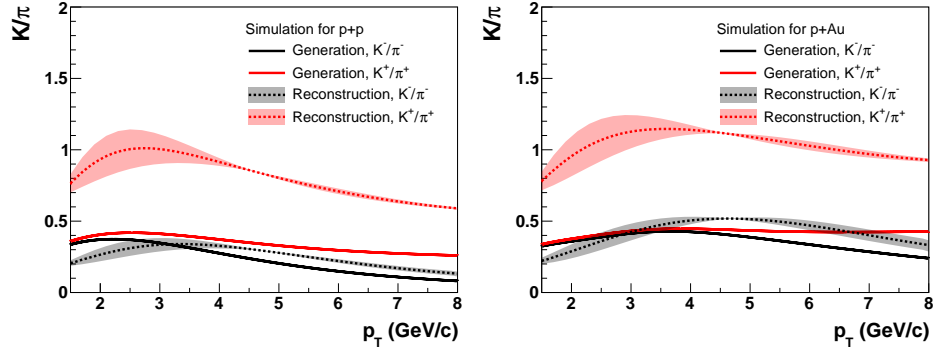


Figure 2: Side view of the PHENIX detector in 2015.

The Relativistic Heavy Ion Collider (RHIC) can collide various kinds of ions and protons in a wide range of energies, up to 510 GeV for proton-proton collisions and 200 GeV for ion collisions. Also, RHIC is the first and only collider which can collide polarized protons. In addition, the first polarized proton-nucleus collisions were made during the 2015 run period. The PHENIX experiment has two muon arms which cover $-2.2 < \eta < -1.2$ and $1.2 < \eta < 2.4$. In the muon arms, charged hadrons such as pions and kaons stop in the intermediate layer of the muon identifier while muons of large momentum over $3 \text{ GeV}/c$ penetrate the whole detector. Therefore reconstructed tracks with a minimum momentum requirement are selected as charged hadrons [8]. The analysis methods using the muon arm have been shown in previous studies on heavy flavor and charged hadrons [9, 10].

Based on the PYTHIA and HIJING event generators and GEANT4 simulation, the particle composition in the measured charged hadron sample was estimated [11, 12]. Fig. 3 shows the estimated K/π ratios at the collision vertex (Generation) and in the reconstructed muon arm tracks from $p+p$ and $p+A$ collisions. The variations from the different physics lists in the GEANT4 simulation are considered. Due to

interaction with the detector material, the composition of the reconstructed particle is modified from the composition at the collision vertex.



(a) K/π ratio in $p + p$ collisions. (b) K/π ratio in $p + A$ collisions.

Figure 3: Estimated K/π ratios at the collision vertex (Generation) and K/π ratios for reconstructed muon arm tracks in in the GEANT4 simulation (Reconstruction) for (a) $p + p$ and (b) $p + A$ collisions [13]. The variations on the reconstructed K/π ratios are from the different physics lists in the GEANT4 simulation.

3 Results and Discussion

Fig. 4 shows A_N for negatively and positively charged hadrons in $p^\uparrow + p$ collisions as a function of p_T and x_F [13]. A_N at $x_F < 0$ are consistent with zero for both charges. At $x_F > 0$, A_N for positively-charged hadrons is positive and increases as a function of x_F . Positively charged hadrons are mostly π^+ and K^+ and they have similar increasing trend as a function of x_F at $x_F > 0$, the A_N is consistent with it. A_N for negatively charged hadrons at $x_F > 0$ shows small negative asymmetries. A possible explanation is the partial cancellation between π^- and K^- where the opposite sign of A_N at $x_F > 0$ was shown in the previous measurements. The bands at $x_F > 0.15$ are obtained from twist-3 model calculations [14] with a variation of K/π ratio by $\pm 30\%$ relative to the central value.

Fig. 5 and 6 show A_N for negatively and positively charged hadrons in $p^\uparrow + p$ and $p^\uparrow + A$ collisions as a function of p_T and x_F [13]. A_N for positively charged hadrons at large positive x_F in $p^\uparrow + \text{Al}$ and $p^\uparrow + \text{Au}$ are smaller than the one in $p^\uparrow + p$. For negatively charged hadrons at $x_F > 0$, the deviation of A_N in $p^\uparrow + p$ and $p^\uparrow + \text{Au}$ is not significant to state a modification due to large uncertainty.

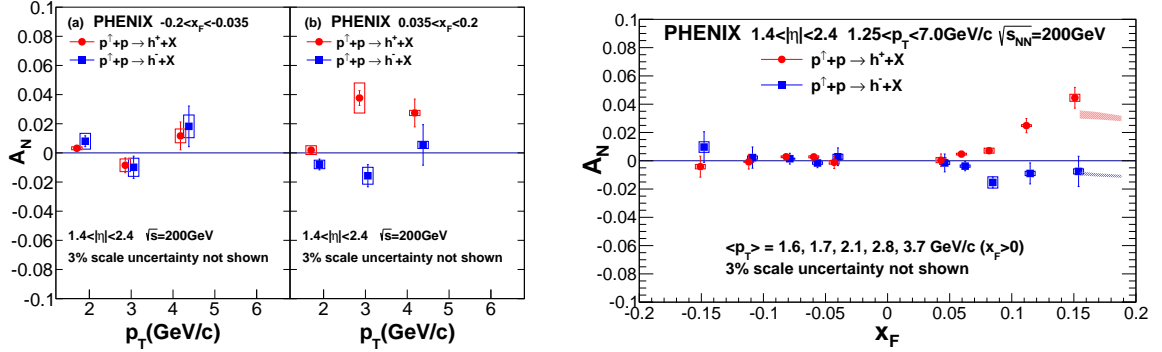


Figure 4: (Left) A_N of charged hadrons from $p^\dagger+p$ collisions as a function of p_T in the backward ($x_F < 0$) and forward ($x_F > 0$) region. (Right) A_N of charged hadrons from $p^\dagger+p$ collisions as a function of x_F [13]. Bands are obtained twist-3 model calculations [14] by varying the K/π ratio by $\pm 30\%$ relative to the central value.

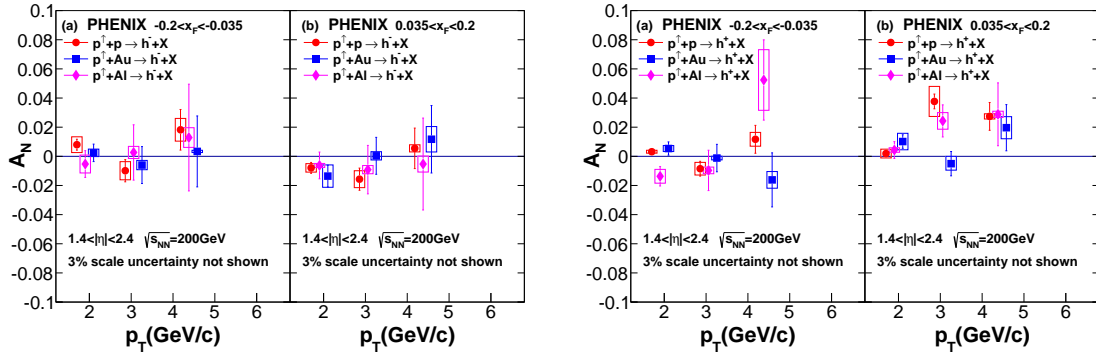


Figure 5: A_N of negatively (Left) and positively-charged hadrons (Right) from $p^\dagger+p$, $p^\dagger+Al$, and $p^\dagger+Au$ collisions as a function of p_T in the backward ($x_F < 0$) and forward ($x_F > 0$) regions [13]. Vertical bars (boxes) represent statistical (systematic) uncertainties.

4 Summary

In this study, the transverse single spin asymmetry (A_N) of positively and negatively charged hadrons (h^\pm) at forward and backward rapidity ($1.4 < |\eta| < 2.4$) over the range of $1.5 < p_T < 7.0$ GeV/c and $0.04 < |x_F| < 0.2$ from transversely polarized proton-proton ($p^\dagger+p$) and proton-nucleus ($p^\dagger+Al$, $p^\dagger+Au$) collisions are presented while the previous study is limited to positively charged hadrons at $0.1 < x_F < 0.2$ [10]. The results at $x_F < 0$ are consistent with zero in all collision systems. At

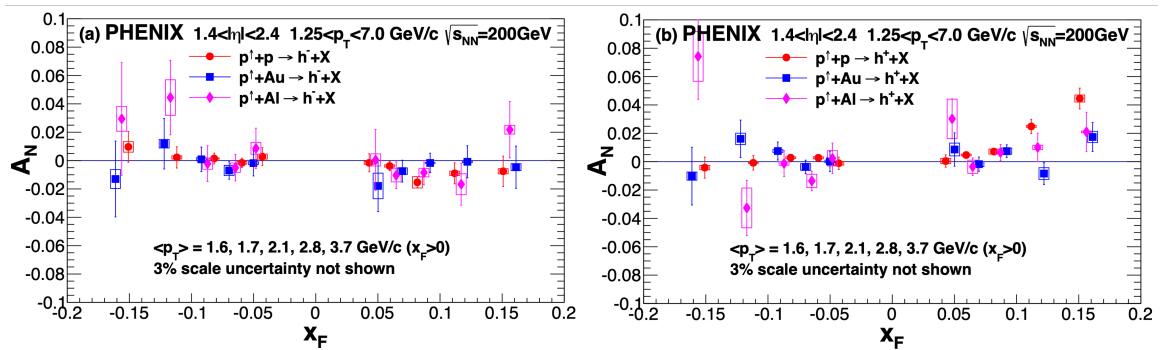


Figure 6: A_N of negatively (Left) and positively-charged hadrons (Right) from $p^\uparrow + p$, $p^\uparrow + \text{Al}$, and $p^\uparrow + \text{Au}$ collisions as a function of x_F , where $x_F > 0$ is along the direction of the polarized proton [13]. Vertical bars (boxes represent statistical (systematic) uncertainties).

$x_F > 0$, negative charged hadron results show small negative to zero A_N in $p^\uparrow + p$ and $p^\uparrow + A$ collisions. A_N for positively charged hadrons increases to positive values as x_F increases at $x_F > 0$ in $p^\uparrow + p$ collisions. However, $p^\uparrow + \text{Au}$ results show suppression of A_N at $0.1 < x_F < 0.2$ compared to the $p^\uparrow + p$ result. The results will be useful to understand the origin of A_N and offer a tool to investigate phenomena and nuclear effects in small- x .

References

- [1] E.-C. Aschenauer *et al.*, “The RHIC Cold QCD Plan for 2017 to 2023: A Portal to the EIC,” arXiv:1602.03922 [nucl-ex].
- [2] BRAHMS Collaboration, I. Arsene *et al.*, “Single Transverse Spin Asymmetries of Identified Charged Hadrons in Polarized pp Collisions at $\sqrt{s} = 62.4$ GeV,” *Phys. Rev. Lett.* **101** (2008) 042001.
- [3] Z. Kang and F. Yuan, “Single-Spin Asymmetry Scaling in the Forward Rapidity Region at RHIC,” *Phys. Rev. D* **84** (2011) 034019.
- [4] Y. V. Kovchegov and M. D. Sievert, “A New Mechanism for Generating a Single Transverse Spin Asymmetry,” *Phys. Rev. D* **86** (2012) 034028. [(E). *Phys.Rev.D* 86, 079906 (2012)].
- [5] Y. Hatta, B. Xiao, S. Yoshida, and F. Yuan, “Single-Spin Asymmetry in Forward pA Collisions,” *Phys. Rev. D* **94** no. 5, (2016) 054013.

- [6] Y. Hatta, B. Xiao, S. Yoshida, and F. Yuan, “Single-spin asymmetry in forward pA collisions II: Fragmentation contribution,” *Phys. Rev. D* **95** no. 1, (2017) 014008.
- [7] S. Benić and Y. Hatta, “Single-spin asymmetry in forward pA collisions: Phenomenology at RHIC,” *Phys. Rev. D* **99** no. 9, (2019) 094012.
- [8] **PHENIX** Collaboration, C. Aidala *et al.*, “Nuclear-modification factor of charged hadrons at forward and backward rapidity in $p+Al$ and $p+Au$ collisions at $\sqrt{s_{NN}} = 200$ GeV,” *Phys. Rev. C* **101** no. 3, (2020) 034910.
- [9] **PHENIX** Collaboration, C. Aidala *et al.*, “Cross section and transverse single-spin asymmetry of muons from open heavy-flavor decays in polarized $p+p$ collisions at $\sqrt{s} = 200$ GeV,” *Phys. Rev. D* **95** no. 11, (2017) 112001.
- [10] **PHENIX** Collaboration, C. Aidala *et al.*, “Nuclear Dependence of the Transverse Single-Spin Asymmetry in the Production of Charged Hadrons at Forward Rapidity in Polarized $p + p$, $p+Al$, and $p+Au$ Collisions at $\sqrt{s_{NN}} = 200$ GeV,” *Phys. Rev. Lett.* **123** no. 12, (2019) 122001.
- [11] **PHENIX** Collaboration, A. Adare *et al.*, “Nuclear-Modification Factor for Open-Heavy-Flavor Production at Forward Rapidity in Cu+Cu Collisions at $\sqrt{s_{NN}} = 200$ GeV,” *Phys. Rev. C* **86** (2012) 024909.
- [12] **PHENIX** Collaboration, A. Adare *et al.*, “Cold-Nuclear-Matter Effects on Heavy-Quark Production at Forward and Backward Rapidity in d+Au Collisions at $\sqrt{s_{NN}} = 200$ GeV,” *Phys. Rev. Lett.* **112** no. 25, (2014) 252301.
- [13] **PHENIX** Collaboration, N. J. Abdulameer *et al.*, “Transverse single-spin asymmetry of charged hadrons at forward and backward rapidity in polarized $p+p$, $p+Al$, and $p+Au$ collisions at $\sqrt{s_{NN}} = 200$ GeV,” [arXiv:2303.07191](https://arxiv.org/abs/2303.07191) [hep-ex].
- [14] L. Gamberg, Z. Kang, D. Pitonyak, and A. Prokudin, “Phenomenological constraints on A_N in $p^\uparrow p \rightarrow \pi X$ from Lorentz invariance relations,” *Phys. Lett. B* **770** (2017) 242.