

Implications of Nano-Hertz Gravitational Waves on Electroweak Phase Transition in the Singlet Dark Matter Model

Yang Xiao,^{1,2} Jin Min Yang,^{1,3} and Yang Zhang^{4,1,*}

¹*CAS Key Laboratory of Theoretical Physics, Institute of Theoretical Physics, Chinese Academy of Sciences, Beijing 100190, P. R. China*

²*School of Physical Sciences, University of Chinese Academy of Sciences, Beijing 100049, P. R. China*

³*Department of Physics, Henan Normal University, Xinxiang 453007, P. R. China*

⁴*School of Physics, Zhengzhou University, Zhengzhou 450000, P. R. China*

(Dated: November 21, 2023)

Inspired by the recent evidences of nano-Hertz stochastic gravitational waves observed by the pulsar timing array collaborations, we explore their implied supercooled electroweak phase transition in the singlet extension of the Standard Model. Our findings reveal that by adjusting the model parameter at per milli level, the corresponding percolation temperature can be continuously lowered to 1 GeV. With such a low percolation temperature, the singlet dark matter may freeze out before the electroweak phase transition, and, consequently, the entropy generated during the transition can significantly affect the dark matter relic density. It alleviates the tension between the requirement of a strong electroweak phase transition and the constraints imposed by dark matter direct detection, and can be tested in future experiments.

Keywords: Pulsar timing array observation, Electroweak phase transition, Stochastic gravitational wave background, Dark matter, Beyond the standard model

I. INTRODUCTION

Recently, the North American Nanohertz Observatory for Gravitational Waves (NANOGrav), European Pulsar Timing Array (EPTA), Parkes Pulsar Timing Array (PPTA), and Chinese Pulsar Timing Array (CPTA) collaborations reported positive evidences for the presence of stochastic gravitational wave (GW) background in the $\mathcal{O}(1 \sim 10)$ nHz frequency band [1–4]. This background can be produced through a variety of cosmological processes [5–32]. In a model-independent Bayesian analysis of the NANOGrav data, a cosmological phase transition with a percolation temperature around 1 GeV is favored [33]. However, in popular new physics models beyond the Standard Model, the electroweak phase transition (EWPT) occurs at around 100 GeV and concludes rapidly, resulting in a milli-Hertz stochastic GW background [34–79]. Therefore, it is difficult to explain the observed nano-Hertz GW signals using EWPT. Fortunately, the phase transition can be postponed in the case of supercooling. Generally, the percolation temperature, at which the majority of true vacuum bubbles collide, is typically lower than the nucleation temperature by no more than 10 GeV [80–83]. The study in [84] found that the percolation temperature can descend to a few MeV, with a nucleation temperature of approximately 50 GeV, in a toy model that is based on a non-linear realization of the electroweak gauge group. A similar type of extremely supercooled first-order phase transition (FOPT) is investigated in [85] within the framework of the SM extended with a dimension-six operator.

In this study, we investigate the phenomenon of extreme supercooling within a more realistic model, i.e., the singlet extension of the SM with \mathbb{Z}_2 symmetry (SSM), which contains a dark matter (DM) candidate. This model is highly restricted by the DM direct detection limits [86, 87]. Even when taking into account the dilution effect caused by the supercooled phase transition, these constraints cannot be alleviated as the freeze-out temperature is lower than the nucleation temperature [88, 89]. Nonetheless, inspired by the observed evidence of nano-Hertz stochastic GWs, it is possible that the EWPT ends at a temperature of a few GeV. In this scenario, the freeze-out of DM may occur before the completion of the phase transition, and thus the DM density can be diluted by entropy release during the strong first-order phase transition [88, 90, 91].

By and large, it is possible to generate the reported nano-Hertz stochastic GWs through an extremely supercooled EWPT in new physics models. Accordingly, the relevant phenomenology of DM needs to be revisited, as the DM decouples from other particles during the EWPT, which may have significant implication for the abundance of DM.

The work is organized as follows. In Section II, we provide an introduction to our model and discuss the physics associated with the phase transition. Section III shows the range of nucleation temperature and percolation temperature in the SSM, and demonstrates the corresponding spectrum of GWs. In Section IV, we analyze the implications of a low percolation temperature on the calculations of dark matter. Finally, we summarize our findings and draw our conclusion in Section V.

* zhangyangphy@zzu.edu.cn

II. SINGLET EXTENSION OF THE SM

The SSM is one of the simplest and most predictive realisations of the weakly interacting DM scenario. In this model, the addition of an extra scalar field allows for the generation of a potential barrier between the high-temperature symmetric minimum and the electroweak symmetry breaking (EWSB) minimum as the universe cools down. This results in a strong first-order EWPT, which has the potential to generate the observed baryon asymmetry of the universe and produce detectable stochastic GWs (see [92, 93] for recent reviews).

After some parameterization, the tree-level effective potential of the SSM can be expressed as

$$V_0(\phi_h, \phi_s) = -\frac{\mu_h^2}{2}\phi_h^2 + \frac{\lambda_h}{4}\phi_h^4 - \frac{\mu_s^2}{2}\phi_s^2 + \frac{\lambda_s}{4}\phi_s^4 + \frac{\lambda_{hs}}{4}\phi_h^2\phi_s^2, \quad (1)$$

where ϕ_h and ϕ_s represent the background field configurations for the SM Higgs and the additional scalar field, respectively. The model parameters satisfy the tadpole conditions,

$$\begin{aligned} \left. \frac{\partial V_0}{\partial \phi_h} \right|_v &= 0, & \left. \frac{\partial V_0}{\partial \phi_s} \right|_v &= 0, \\ \left. \frac{\partial^2 V_0}{\partial \phi_h^2} \right|_v &= m_h^2, & \left. \frac{\partial^2 V_0}{\partial \phi_s^2} \right|_v &= m_s^2, \end{aligned} \quad (2)$$

at the electroweak vacuum $v \equiv (v_{EW}, 0)$. Here we set $m_h = 125$ GeV and $v_{EW} = 246$ GeV. As a result, there remains three free parameters, namely m_s , λ_s , and λ_{hs} . For simplicity, we incorporate the one-loop correction using the on-shell-like renormalization scheme in Landau gauge, which maintains the above tadpole conditions. The total effective potential is given by

$$V(\phi; T) = V_0(\phi) + V_1(\phi; T) + V_{1T}(\phi; T), \quad (3)$$

where

$$\begin{aligned} V_1(\phi; T) &= \frac{1}{64\pi^2} \sum_k (-1)^{2s_k} n_k \left\{ m_k^4(\phi; T) \right. \\ &\quad \times \left[\log \frac{m_k^2(\phi; T)}{m_k^2(v; 0)} - \frac{3}{2} \right] \\ &\quad \left. + 2m_k^2(\phi; T)m_k^2(v; 0) - \frac{1}{2}m_k^4(v; 0) \right\}, \quad (4) \end{aligned}$$

$$V_{1T}(\phi; T) = \frac{T^4}{2\pi^2} \sum_k n_k J_{B,F} \left[\frac{m_k(\phi; T)^2}{T^2} \right]. \quad (5)$$

Here ϕ represents (ϕ_h, ϕ_s) , $J_{B,F}$ are the thermal functions for boson and fermion, $m_k(\phi; T)$ is the field-dependent thermal mass including Debye corrections, k ranges over the entire field-dependent mass spectrum except Goldstone bosons to remedy the infrared divergences, n_k and s_k represent the corresponding degrees of freedom and spin, and the Parwani method [94] is adopted for daisy resummation. The resummed effective theory enables the computation of advanced state-of-the-art calculations [95–97]. The Mathematica package `DRalgo` can be used to perform these computations [98].

In general, altering the settings in the effective potential would have a tolerable impact on the properties of EWPT, except when the transition temperature is sensitive to the model parameters [99]. Unfortunately, the situation of extreme supercooling is highly sensitive to the model parameters. Consequently, even slight changes to the above settings can lead to different percolation temperatures. However, we find that the change in percolation temperature with varying λ_{hs} is continuous, unlike the behavior of the nucleation temperature. This implies that we can always tune the model parameters to achieve a similar result shown below.

In the evolution of the effective potential at finite temperature, there are three commonly used temperatures to characterize the process of phase transition: the critical temperature T_c , the nucleation temperature T_n , and the percolation temperature T_p .

The critical temperature T_c is defined as the temperature at which the two minimums become degenerate,

$$V(v_h^{\text{high}}, v_s^{\text{high}}; T_c) = V(v_h^{\text{low}}, v_s^{\text{low}}; T_c), \quad (6)$$

where $V(\phi_h, \phi_s, T)$ is the full one-loop finite temperature effective potential, and the minimums of $(v_h^{\text{high}}, v_s^{\text{high}})$ and $(v_h^{\text{low}}, v_s^{\text{low}})$ correspond to the high-temperature symmetric minimum and the low-temperature EWSB minimum, respectively. In the SSM, we have $v_h^{\text{high}} = 0$ and $v_s^{\text{low}} = 0$, while v_s^{high} usually increases continuously from zero and v_h^{low} approaches v_{EW} at zero-temperature.

When the temperature of the universe falls below T_c , the low-temperature EWSB minimum starts to have lower free energy than the high-temperature symmetric minimum. Thus some regions of the symmetric plasma tunnel to the true vacuum with a probability per unit volume per unit time [84, 100]:

$$\Gamma \sim A e^{-S}, \quad (7)$$

where S is given by

$$S = \begin{cases} 2\pi^2 \int_0^{+\infty} r^3 dr \left[\frac{1}{2} \left(\frac{\partial \phi}{\partial r} \right)^2 + V_{\text{eff}}(\phi; T) \right], & T \approx 0 \\ \frac{4\pi}{T} \int_0^{+\infty} r^2 dr \left[\frac{1}{2} \left(\frac{\partial \phi}{\partial r} \right)^2 + V_{\text{eff}}(\phi; T) \right], & T \gg 0. \end{cases} \quad (8)$$

Here the bubble configuration $\phi(r)$ in the integral is fixed from the corresponding equation of motion

$$\frac{d^2 \phi}{dr^2} + \frac{d-1}{r} \frac{d\phi}{dr} = \frac{\partial V_{\text{eff}}(\phi; T)}{\partial \phi}, \quad (9)$$

subjected to the boundary conditions $\lim_{r \rightarrow \infty} \phi(r) = 0$ and $d\phi/dr|_{r=0} = 0$ [100, 101]. The pre-factor A is often estimated as the fourth power of the temperature when temperature is high and the fourth power of the energy scale when temperature is zero. In this paper, we set A to $T_c^4 \sim \mathcal{O}(100 \text{ GeV})^4$ as in [102, 103], for all the temperature, as the EWPT energy scale is the same order as T_c .

The nucleation rate of bubbles increases significantly as the universe continues to cool. The phase transition

begins when the probability of nucleating a supercritical bubble within one Hubble volume becomes approximately one, which gives the definition of T_n :

$$\int_{T_n}^{+\infty} \frac{dT}{T} \frac{\Gamma(T)}{H(T)^4} = \mathcal{O}(1), \quad (10)$$

where $H(T) = \sqrt{8\pi G\rho/3}$ is the Hubble constant, G is the gravitational constant, and ρ is the energy density of the universe [104]. From this definition, we can get an approximate formula for T_n ,

$$S \approx 4 \ln \frac{M_{\text{Pl}}}{T} \approx 130 \sim 140, \quad (11)$$

where the Planck scale is $M_{\text{Pl}} = 1.22 \times 10^{19}$ GeV.

With the temperature further decreasing, the nucleated bubbles of true vacuum keep growth and occupy nearly 30% of the space when the percolation temperature T_p is reached. This percentage is determined by the formation of a cluster of connected bubbles with size of the order of the medium, i.e., bubbles are colliding [83]. Therefore, T_p is crucial for the stochastic GW background produced from bubble collision.

The calculation of T_p involves approximating the fraction of false vacuum [102],

$$h(t) = \exp\left[-\int_{t_{\text{initial}}}^t \Gamma(t')V(t',t)dt'\right], \quad (12)$$

where v_w is the bubble velocity and

$$V(t',t) = g \left[\int_{t'}^t v_w(\tau)d\tau \right]^3. \quad (13)$$

For a spherical bubble, the shape constant g is equal to $4\pi/3$. In general, the fraction of false vacuum undergoes a significant change around the percolation temperature T_p . Therefore, the accuracy of the computational results relies on the stability of the action calculation. Nonetheless, in the case of the SSM, the stability of the action calculation is not satisfactory in `CosmoTransitions` [105]. Thus, we repeat the calculation of T_p for each sample, find the interval that includes the percolation temperature, and ensure that the length of the interval is small enough to safely consider the average value as the percolation temperature.

In a fast phase transition, these three temperatures are closely aligned with one another. However, in a supercooled transition, they become noticeably separate, resulting in an enlargement of the energy gap as the transition progresses.

III. RESULTS AND DISCUSSIONS

In Fig. 1 we present the nucleation temperature and the percolation temperature for a set of benchmark points in the SSM ($m_s = 234$ GeV, $\lambda_s = 0.2$, $\lambda_{\text{hs}} \simeq 1.96$).

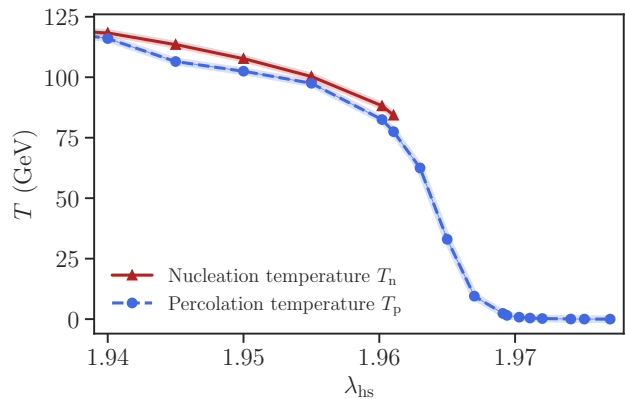


FIG. 1. (Color online) The nucleation temperature and the percolation temperature versus the mixing coupling λ_{hs} in the SSM. Other parameters are fixed using the tapole conditions with fixed $m_s = 234$ GeV and $\lambda_s = 0.2$.

These particular points are selected near the line where the two phases (with zero or nonzero v_{EW}) become degenerate at zero temperature, i.e. $T_c = 0$, satisfying [106]

$$\frac{1}{2} \lambda_{\text{hs}} v_{\text{EW}}^2 - \mu_{\text{h}}^2 \sqrt{\frac{\lambda_s}{\lambda_{\text{h}}}} = m_s^2. \quad (14)$$

On this line, there will be no EWPT at all. By tuning the model parameters, such as by decreasing λ_{hs} , we can achieve an EWPT at a significantly low temperature. It is worth noting that the transition temperature is highly sensitive to the model parameters when it is small [99]. We start our scan from this line, using `EasyScan_HEP` [107]. The results are illustrated in Fig. 1. In addition to the data points obtained from the grid scan, we have included the specific endpoint of the T_n curve, as well as several manually selected data points indicating low values of T_p , which will serve as benchmark points for subsequent analysis.

We can see that both T_n and T_p decrease as λ_{hs} increases, because a smaller λ_{hs} leads to a smaller energy gap between the two minima. The curve of T_n ends at 84 GeV with $\lambda_{\text{hs}} = 1.961$. The reason of such an end can be seen from the left panel of Fig. 2, or Figure 4 in [88] and Figure 2 in [85]. For a given point, as the temperature decreases, the action S initially decreases, but it may start to increase before reaching approximately 140 due to the temperature appearing in the denominator of Eq. 11. The lower bound for T_n in the SSM is approximately 44 GeV [72, 88]. In [72], a much lower T_n can be achieved in the super fine-tuned region where the high-temperature symmetric minimum has non-zero $v_{\text{h}}^{\text{high}}$. Here, we fix the values of λ_s and m_s such that the lowest T_n is approximately 84 GeV, to demonstrate that it is still possible to find T_p around 1 GeV even when the lower bound on T_n is high.

Before the nucleation temperature disappears, the difference between T_n and T_p is relatively small, around

5 GeV. Then, T_p decreases dramatically and continuously from 80 GeV to zero. This means that, without considering any other constraints, we can obtain any desired value of T_p by finely tuning λ_{hs} at a level lower than 1%. Of course, T_p should be at least large than 1 MeV to satisfy nucleosynthesis constraints.

The absence of a nucleation temperature does not imply the absence of bubbles, but indicates that the statistical average number of bubbles within a Hubble volume is less than one. It is still possible for a few bubbles to be generated and expand until they fill the entire universe. As a consequence, the collisions of these bubbles can generate a stochastic GW background.

Fig.2 illustrates the action and the false vacuum rate versus temperature for the benchmark point with $\lambda_{\text{hs}} \in [1.9694, 1.9751]$, which corresponds to $T_p \in [1.48, 0.02]$ GeV. The action consistently remains above 140, indicating that there is no nucleation temperature. In this situation, only a few bubbles can be generated. Such a low T_p indicates that the dominant phase transition mode is not the thermal transition but the quantum tunneling, which can be observed from the flat area in the left panel of Fig.2. Typically, the dominant source of spectrum of stochastic GW background is the sound wave in EWPT [108]. However, in the case of extreme supercooling, most of the released energy is utilized to accelerate the bubble walls, making the bubble collision as the dominant source. Additionally, it is safe to approximate the velocity of the bubble wall as 1 instead of solving the Boltzmann equation, which is the value used in the recent NaNoGrav report [33].

Fig. 2 also shows that the supercooled phase transition lasts for a considerable duration, which makes the expansion effect of the universe non-negligible. We estimate that this effect will reduce the value of T_p for the benchmark point of $\lambda_{\text{hs}} = 1.9694$ from 1.48 GeV to 0.06 GeV, and the transition can still accomplish, using the approximate method for the simplified model [84]. Fortunately, due to the continuous variation of T_p with the parameter, it is possible to identify a new point where T_p is close to the previously obtained value. By increasing λ_{hs} to 1.9671, we find a new point where T_p is approximately 1.6 GeV, accounting for the expansion effect of the universe.

Using the results of [109], the spectrum of GW generated through bubble collisions can be described as

$$\Omega_{\text{col}} h^2 = 1.67 \times 10^{-5} \left(\frac{100}{g^*}\right)^{1/3} \left(\frac{\beta}{H_*}\right) \kappa_{\text{p}}^2 \left(\frac{\alpha}{\alpha+1}\right)^2 \times \frac{0.11v^3}{0.42+v^2} S(f), \quad (15)$$

where

$$S(f) = \frac{3.8(f/f_0)^{2.8}}{1+2.8(f/f_0)^{3.8}}, \quad (16)$$

$$f_0 = 1.65 \times 10^{-7} \left(\frac{T_*}{\text{GeV}}\right) \left(\frac{g^*}{100}\right)^{1/6} \left(\frac{\beta}{H_*}\right) \times \frac{0.62}{1.8-0.1v+v^2} \text{ Hz}, \quad (17)$$

$$\kappa_{\text{p}} = \frac{1}{1+0.715\alpha} \left(0.715\alpha + \frac{4}{27} \sqrt{\frac{3\alpha}{2}}\right), \quad (18)$$

with g^* being the degree of freedom of relativistic particles, α being the ratio of the vacuum energy to the radiation energy, v being the bubble wall velocity and T_* being the reference temperature. A few remarks are in order:

1. In this extreme supercooling case, α is sufficiently large, exceeding 10^5 for the benchmark points, so that the ratios involving α in Eq. 15 and Eq. 16 can be regarded as one. The definition of κ_{p} here may not be appropriate in our particular case, but it is expected to equal one due to the dominance of vacuum tunneling in the transition process.
2. The reference temperature is often set as the nucleation temperature or the percolation temperature. Recently, the study in [83] proposed that the nucleation temperature may not be suitable for this extreme case, and the percolation temperature can accurately reflect the phase transition process. Therefore, we use the percolation temperature as the reference temperature to avoid the dilemma of non-existence of the nucleation temperature.
3. The parameter β is often defined as the derivative of the thermal action: $\beta/H_* = Td(S_3/T)/dT$. However, in the case of supercooling, where the dominant action is the 4D action, β becomes zero, as shown in Fig. 2. Another way to calculate β is based on dimensional analysis [84], where $\beta \sim vR^{-1} \sim R^{-1}$, with R being the characteristic length scale chosen as the radius of the bubble. Thus, $\beta/H_* \sim 1/(RH_*) \sim V^{1/3}/R \sim \mathcal{O}(1)$, due to the fact that the entire universe is occupied by only a few bubbles. This estimation of β is consistent with the result of [84]. A low bound of $\beta/H_* > 3$ is introduced in [110] to prevent phase transitions from being incomplete or leading to eternal inflation. It assumes that β/H_* is of the same order as S_3/T at nucleation, while our scenario involves $S \simeq S_4$ during the phase transition.

The spectrum of stochastic GW background generated by these collisions for $\lambda = 1.9694$ is shown by the blue curve in Fig. 3. The grey band represents the observations from pulsar timing arrays [2–4] (summarized in [9]), while the dotted curves indicate the future detection capabilities from the Laser Interferometer Space Antenna (LISA, brown) [111], Taiji (purple) [112], and TianQin (red) [113], which are taken from

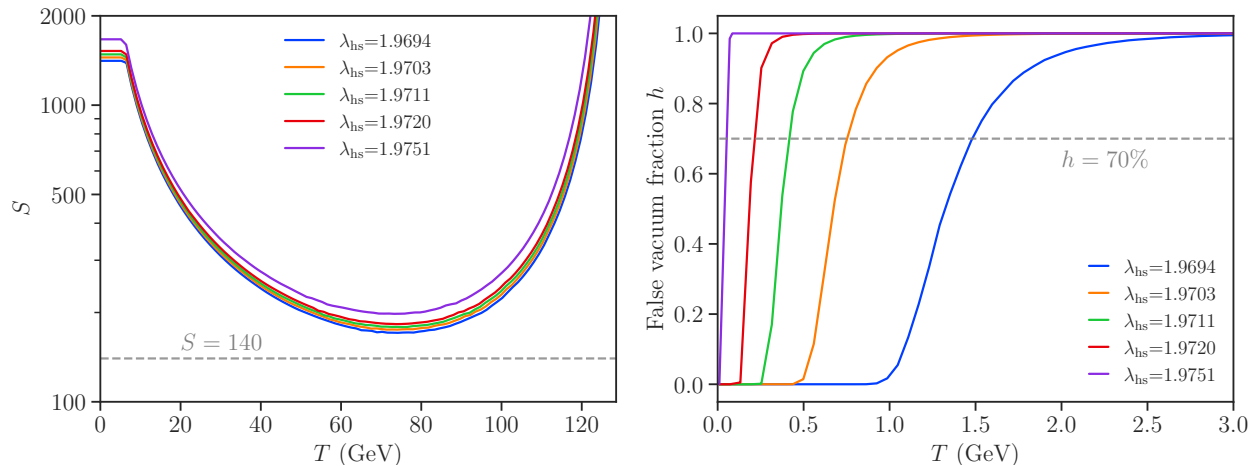


FIG. 2. (Color online) The S value (left panel) and the false vacuum ratio (right panel) versus the temperature for benchmark points $\lambda_{\text{hs}} \in [1.9694, 1.9751]$, where other parameters are fixed as $m_s = 234$ GeV and $\lambda_s = 0.2$. In the left panel, the lines from top to bottom correspond to increasing lambda values. In the right panel, the lines from left to right correspond to decreasing lambda values.

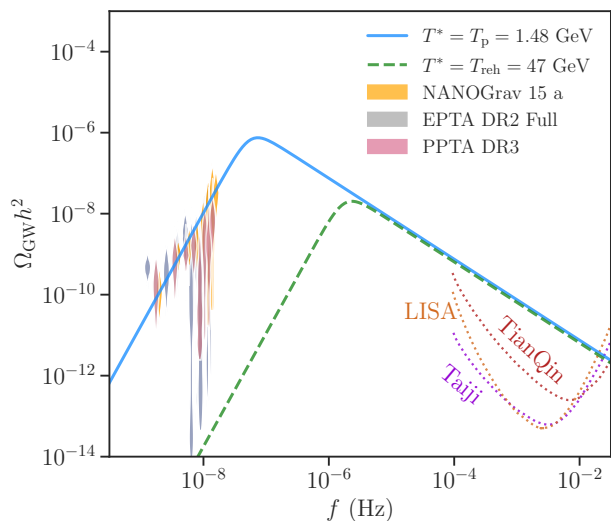


FIG. 3. (Color online) The spectrum of stochastic GW background generated by bubble collisions in the SSM, for a reference temperature of 1.48 GeV (blue solid curve) and 47 GeV (green dashed curve), with the observations from pulsar timing arrays (violin plots) and the future detection capabilities (dotted curves).

[114, 115]. We observe that the spectrum associated with $T_p \approx 1.48$ GeV displays a peak frequency that coincides with the NANOGrav signals. The results are consistent with the nano-Hertz background produced in the similar way by the one-dimensional effective potentials [84, 85].

The energy released during the supercooled phase transition will heat up the surrounding plasma and cause a shift in the peak frequency of the stochastic GW background. In [116], the reheating temperature is estimated to be approximately at the energy scale of the new

physics, assuming conservation of energy density during the reheating process (this will be further discussed in the next section). Meanwhile, [117] pointed out the entropy injection of phase transition could lead to a strong dilution of the GW signal. Consequently, the peak frequency of the background will undergo a red-shift by the desired nano-Hertz range. We illustrate this shift by the green dashed-line in Fig.3, with a simplified estimate of $T_{\text{reh}} \approx 47$ GeV, which is obtained from Eq. 19 and will be discussed later. This issue cannot be avoided by simply decreasing T_p to a much lower value. We have checked numerically that the corresponding latent heat α decreases proportionally to $1/T^4$ in the case of extreme supercooling. Consequently, even if we reduce T_p to the MeV scale, the reheating temperature T_{reh} still remains on the order of dozens of GeV.

In this study, the main focus is to demonstrate the existence of a remarkably low percolation temperature in a concrete model, which serves as a prerequisite for explaining nano-Hertz GW. Further investigations are necessary to verify and understand this complex scenario.

IV. IMPLICATIONS ON DARK MATTER

We previously found in [88] that the dilution effect caused by an electroweak FOPT is negligible for the current DM density in the SSM. This is because the freeze-out temperature T_f is always lower than the nucleation temperature, indicating that the strong FOPT typically occurs before the DM freeze-out. In the SSM, the freeze-out temperature can be approximated as $T_f \approx m_s/20$ GeV, where m_s is required to be smaller than 1 TeV for a strong FOPT. Consequently, we have $T_n > 50$ GeV $> T_f$.

Nevertheless, in this unique situation of extreme su-

percooling, the phase transition completes when the temperature of the universe drops below T_p , which is below the GeV scale. This is significantly lower than the freeze-out temperature calculated using the traditional method. Thus, the dilution effect caused by FOPT can be preserved and has an impact on the current DM relic density. This effect can potentially rescue parameter space that was previously excluded by DM direct detection experiments or by an excessive DM relic density. Note that the calculation of dilution factor described in [118] may not be applicable in this case, as it assumes not very strong supercooling. It also assumes that the energy density is conserved during the reheating as in [116], but allows a fraction ξ of the universe to be occupied by the true vacuum. Then, we have

$$\begin{aligned} \rho(\phi_f, T') &= \rho(\phi_f, T_{\text{reh}}) - \xi[\rho(\phi_f, T_{\text{reh}}) - \rho(\phi_t, T_{\text{reh}})] \\ &= \rho(\phi_f, T_{\text{reh}}) - \xi L, \end{aligned} \quad (19)$$

where ϕ_f and ϕ_t represent false and true vacuums, respectively. We can determine the value of ξ once we know the reheating temperature, or vice versa. For the benchmark point with $\lambda_{\text{hs}} = 1.9694$, by setting $f \approx 0.3$ and $T' = T_p$, we can find that the corresponding reheating temperature is approximately 47 GeV, which is consistent with another estimation method $T_{\text{reh}} \sim (1 + \alpha)^{1/4} T_p = 40.7$ GeV [119]. On the other hand, we can calculate the true vacuum ratio f for the case when $T' = T_p$ and $T_{\text{reh}} = T_c$, where the maximum reheating temperature corresponds to the critical temperature at which the universe is in the phase-coexistence stage. This gives $f \approx 14 \gg 1$, which is clearly unphysical. Similar results can also arise even in cases where the phase transition is not extremely supercooled, as demonstrated in [88]. It suggests that the assumption of energy density conservation may not hold in this scenario. It is necessary to consider more dynamic processes, as discussed in [120], to better understand this situation. Additionally, the calculation of freeze-out temperature before EWSB is an unsolved problem. Therefore, a specific study is required to determine the dilution factor, and we leave this for future research.

Fig. 4 displays the limits from DM direct detection on the parameter space of SSM where a supercooled EWPT may occur. We assume that the singlet scalar s only contributes a fraction $f_{\text{rel}} = \Omega_s/\Omega_{\text{DM}}$ to the total DM density, so the limits are applied by

$$\frac{1}{d} f_{\text{rel}} \sigma_{\text{SI}} < \sigma_{\text{LZ}}, \quad (20)$$

where σ_{LZ} is the 90% CL limits from the LUX-ZEPLIN experiment (LZ) [121], d is the dilution factor. Large λ_{hs} can evade DM direct detection due to a small f_{rel} . However, the region where a strong EWPT occurs is fully excluded by the current results of LZ if the dilution factor d is smaller than 2, which is the upper value obtained in [88]. Along the green line in Fig.4, we can tune the model parameters to achieve an extremely supercooled EWPT, which results in a larger dilution factor. For example,

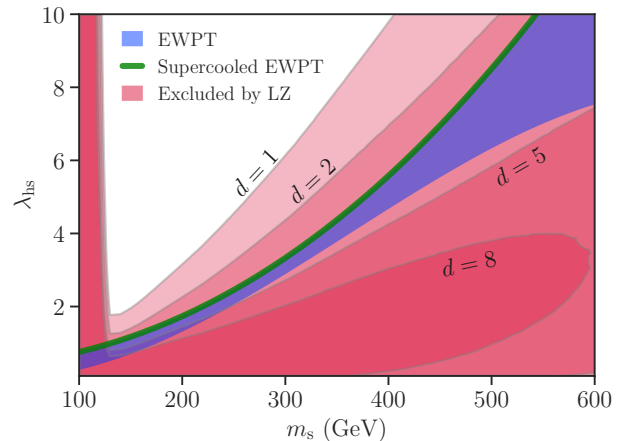


FIG. 4. (Color online) Limits from DM direct detection on SSM taking into account the dilution effect. The areas excluded by current limits from LZ are delineated with red shading, with colors from light to dark corresponding to dilution factor $d = 1, 2, 5, 8$, respectively. The blue band indicates the parameter space where a strong EWPT occurs, while the transition is supercooled near the green line.

the region of supercooling with $m_s > 100$ GeV can evade DM direct detection if $d > 5$.

Therefore, the supercooled EWPT found in this paper can alleviate the tension between the requirement of an EWPT and the constraints from DM direct detection in the SSM. It provides the opportunity to simultaneously explain the GW signals and baryon asymmetry, while satisfying constraints from DM detection and collider searches. Meanwhile, the survival parameter space can be cross-checked by future GW and DM detection: a more supercooling case gives a strong GW signal, while a less supercooling case results in a large effective DM-nucleons cross section.

V. CONCLUSION

In this work we investigated the phenomenon of extreme supercooling and the occurrence of a strong first-order electroweak phase transition in the singlet extension of the Standard Model. Our findings revealed that the percolation temperature can significantly and continuously decrease with increasing mixing coupling λ_{hs} . Consequently, by appropriately tuning the model parameters, we found that it is possible to achieve a percolation temperature of a few GeV. We explored the implications of such a phase transition on the generation of a stochastic GW background resulted from bubble collisions at the percolation temperature. The observed signals from pulsar timing array collaborations could be reasonably explained by this GW background, disregarding possible red-shift effects. If this extreme supercooling and strong first-order electroweak phase transition indeed character-

izes the nature of our universe, it will have a profound impact on the dark matter properties. Further research in this direction is warranted to fully understand the implications and consequences of our findings.

ACKNOWLEDGMENTS

This work was supported by the National Natural Science Foundation of China under grant numbers 12105248, 11821505, 12075300 and 12335005, the Peng-Huan-Wu Theoretical Physics Innovation Center under grant number 12047503, the Key R&D Program of the

Ministry of Science and Technology under grant number 2017YFA0402204, and the Key Research Program of the Chinese Academy of Sciences under grant number XDPB15.

AUTHOR CONTRIBUTIONS

Jin Min Yang supervised the project. Yang Xiao and Yang Zhang designed the computational framework and performed the calculations. Yang Zhang and Jin Min Yang wrote the manuscript with input from all authors. All authors discussed the results and made contribution equally to the manuscript.

-
- [1] H. Xu, S. Chen, Y. Guo et al., *Searching for the nano-hertz stochastic gravitational wave background with the Chinese pulsar timing array data release I*, *Res Astron Astrophys* **23** (2023) 075024 [2306.16216].
 - [2] D. J. Reardon, A. Zic, R. M. Shannon et al., *Search for an isotropic gravitational-wave background with the parkes pulsar timing array*, *Astrophys J Lett* **951** (2023) [2306.16215].
 - [3] EPTA collaboration, E. Collaboration, J. Antoniadis et al., *The second data release from the european pulsar timing array III. search for gravitational wave signals*, *Astron Astrophys* **678** (2023) A50 [2306.16214].
 - [4] NANOGrav collaboration, N. Collaboration, G. Agazie et al., *The NANOGrav 15-year data set: evidence for a gravitational-wave background*, *Astrophys J Lett* **951** (2023) [2306.16213].
 - [5] Y. Bai, T.-K. Chen and M. Korwar, *QCD-Collapsed Domain Walls: QCD Phase Transition and Gravitational Wave Spectroscopy*, 2306.17160.
 - [6] N. Kitajima, J. Lee, K. Murai, F. Takahashi and W. Yin, *Nanohertz Gravitational Waves from Axion Domain Walls Coupled to QCD*, 2306.17146.
 - [7] J. Yang, N. Xie and F. P. Huang, *Nano-Hertz stochastic gravitational wave background as hints of ultralight axion particles*, 2306.17113.
 - [8] E. Megias, G. Nardini and M. Quiros, *Pulsar Timing Array Stochastic Background from light Kaluza-Klein resonances*, 2306.17071.
 - [9] S.-Y. Guo, M. Khlopov, X. Liu et al., *Footprints of axion-like particle in pulsar timing array data and JWST observations*, *arXiv:2306.17022*.
 - [10] C. Han, K.-P. Xie, J. M. Yang and M. Zhang, *Self-interacting dark matter implied by nano-Hertz gravitational waves*, 2306.16966.
 - [11] S. Deng and L. Bian, *Constraining low-scale dark phase transitions with cosmological observations*, 2304.06576.
 - [12] L. Bian, S. Ge, C. Li, J. Shu and J. Zong, *Searching for Domain Wall Network by Parkes Pulsar Timing Array*, 2212.07871.
 - [13] X. Xue, L. Bian, J. Shu et al., *Constraining cosmological phase transitions with the parkes pulsar timing array*, *Phys Rev Lett* **127** (2021) 251303 [2110.03096].
 - [14] N. Kitajima and K. Nakayama, *Nanohertz gravitational waves from cosmic strings and dark photon dark matter*, 2023.
 - [15] G. Lazarides, R. Maji and Q. Shafi, *Superheavy quasi-stable strings and walls bounded by strings in the light of nanograv 15 year data*, 2023.
 - [16] A. Yang, J. Ma, S. Jiang and F. P. Huang, *Implication of nano-hertz stochastic gravitational wave on dynamical dark matter through a first-order phase transition*, 2023.
 - [17] S. Blasi, A. Mariotti, A. Rase and A. Sevrin, *Axionic domain walls at pulsar timing arrays: Qcd bias and particle friction*, 2023.
 - [18] A. Addazi, Y.-F. Cai, A. Marciano and L. Visinelli, *Have pulsar timing array methods detected a cosmological phase transition?*, 2023.
 - [19] T. Broadhurst, C. Chen, T. Liu and K.-F. Zheng, *Binary supermassive black holes orbiting dark matter solitons: From the dual agn in ugc4211 to nanohertz gravitational waves*, 2023.
 - [20] W. Wang, W.-L. Xu and J. M. Yang, *A hidden self-interacting dark matter sector with first order cosmological phase transition and gravitational wave*, 2209.11408.
 - [21] W. Wang, K.-P. Xie, W.-L. Xu et al., *Cosmological phase transitions, gravitational waves and self-interacting dark matter in the singlet extension of MSSM*, *Eur Phys J C* **82** (2022) 1120 [2204.01928].
 - [22] E. Madge, E. Morgante, C. Puchades-Ibáñez et al., *Primordial gravitational waves in the nano-hertz regime and PTA data — towards solving the GW inverse problem*, *Journal of High Energy Physics* **23** (2020) 171 [2306.14856].
 - [23] S. F. King, D. Marfatia and M. H. Rahat, *Towards distinguishing Dirac from Majorana neutrino mass with gravitational waves*, 2306.05389.
 - [24] Z.-C. Chen, C. Yuan and Q.-G. Huang, *Pulsar timing array constraints on primordial black holes with NANOGrav 11-year dataset*, *Phys Rev Lett* **124** (2020) 251101 [1910.12239].
 - [25] X. Niu and M. H. Rahat, *NANOGrav signal from axion inflation*, 2307.01192.
 - [26] J. Antoniadis, P. Arumugam, S. Arumugam, P. Auclair, S. Babak, M. Bagchi et al., *The second*

- data release from the european pulsar timing array: V. implications for massive black holes, dark matter and the early universe, 2023.
- [27] B.-Q. Lu and C.-W. Chiang, *Nano-hertz stochastic gravitational wave background from domain wall annihilation*, 2023.
- [28] H.-L. Huang, Y. Cai, J.-Q. Jiang, J. Zhang and Y.-S. Piao, *Supermassive primordial black holes in multiverse: for nano-Hertz gravitational wave and high-redshift JWST galaxies*, 2306.17577.
- [29] J.-Q. Jiang, Y. Cai, G. Ye and Y.-S. Piao, *Broken blue-tilted inflationary gravitational waves: a joint analysis of NANOGrav 15-year and BICEP/Keck 2018 data*, 2307.15547.
- [30] M. Zhu, G. Ye and Y. Cai, *Pulsar timing array observations as possible hints for nonsingular cosmology*, *Eur Phys J C* **83** (2023) 816 [2307.16211].
- [31] S. Wang, Z.-C. Zhao, J.-P. Li and Q.-H. Zhu, *Exploring the Implications of 2023 Pulsar Timing Array Datasets for Scalar-Induced Gravitational Waves and Primordial Black Holes*, 2307.00572.
- [32] Y.-F. Cai, X.-C. He, X.-H. Ma et al., *Limits on scalar-induced gravitational waves from the stochastic background by pulsar timing array observations*, *Sci Bull In Press* (2023) [2306.17822].
- [33] NANOGrav collaboration, N. Collaboration, A. Afzal et al., *The NANOGrav 15-year data set: search for signals from new physics*, *Astrophys J Lett* **951** (2023) [2306.16219].
- [34] M. Pietroni, *The Electroweak phase transition in a nonminimal supersymmetric model*, *Nucl. Phys. B* **402** (1993) 27 [hep-ph/9207227].
- [35] J. M. Cline and P.-A. Lemieux, *Electroweak phase transition in two Higgs doublet models*, *Phys Rev D* **55** (1997) 3873 [hep-ph/9609240].
- [36] S. W. Ham, S. K. OH, C. M. Kim, E. J. Yoo and D. Son, *Electroweak phase transition in a nonminimal supersymmetric model*, *Phys Rev D* **70** (2004) 075001 [hep-ph/0406062].
- [37] K. Funakubo, S. Tao and F. Toyoda, *Phase transitions in the NMSSM*, *Prog Theor Phys* **114** (2005) 369 [hep-ph/0501052].
- [38] V. Barger, P. Langacker, M. McCaskey, M. Ramsey-Musolf and G. Shaughnessy, *Complex Singlet Extension of the Standard Model*, *Phys Rev D* **79** (2009) 015018 [0811.0393].
- [39] D. J. H. Chung and A. J. Long, *Electroweak Phase Transition in the μ S μ SSM*, *Phys Rev D* **81** (2010) 123531 [1004.0942].
- [40] J. R. Espinosa, T. Konstandin and F. Riva, *Strong Electroweak Phase Transitions in the Standard Model with a Singlet*, *Nucl. Phys. B* **854** (2012) 592 [1107.5441].
- [41] T. A. Chowdhury, M. Nemevsek, G. Senjanovic and Y. Zhang, *Dark matter as the trigger of strong electroweak phase transition*, *Journal of Cosmology and Astroparticle Physics* **02** (2012) 029 [1110.5334].
- [42] G. Gil, P. Chankowski and M. Krawczyk, *Inert dark matter and strong electroweak phase transition*, *Phys. Lett. B* **717** (2012) 396 [1207.0084].
- [43] M. Carena, G. Nardini, M. Quiros and C. E. Wagner, *MSSM Electroweak Baryogenesis and LHC Data*, *Journal of High Energy Physics* **02** (2013) 001 [1207.6330].
- [44] J. M. No and M. Ramsey-Musolf, *Probing the Higgs Portal at the LHC Through Resonant di-Higgs Production*, *Phys Rev D* **89** (2014) 095031 [1310.6035].
- [45] G. C. Dorsch, S. J. Huber and J. M. No, *A strong electroweak phase transition in the 2HDM after LHC8*, *Journal of High Energy Physics* **10** (2013) 029 [1305.6610].
- [46] D. Curtin, P. Meade and C.-T. Yu, *Testing Electroweak Baryogenesis with Future Colliders*, *Journal of High Energy Physics* **11** (2014) 127 [1409.0005].
- [47] W. Huang, Z. Kang, J. Shu et al., *New insights in the electroweak phase transition in the NMSSM*, *Phys Rev D* **91** (2015) 025006 [1405.1152].
- [48] S. Profumo, M. J. Ramsey-Musolf, C. L. Wainwright et al., *Singlet-catalyzed electroweak phase transitions and precision higgs boson studies*, *Phys Rev D* **91** (2015) 035018 [1407.5342].
- [49] J. Kozaczuk, S. Profumo, L. S. Haskins and C. L. Wainwright, *Cosmological Phase Transitions and their Properties in the NMSSM*, *Journal of High Energy Physics* **01** (2015) 144 [1407.4134].
- [50] M. Jiang, L. Bian, W. Huang and J. Shu, *Impact of a complex singlet: Electroweak baryogenesis and dark matter*, *Phys Rev D* **93** (2016) 065032 [1502.07574].
- [51] D. Curtin, P. Meade and H. Ramani, *Thermal Resummation and Phase Transitions*, *Eur Phys J C* **78** (2018) 787 [1612.00466].
- [52] V. Vaskonen, *Electroweak baryogenesis and gravitational waves from a real scalar singlet*, *Phys Rev D* **95** (2017) 123515 [1611.02073].
- [53] G. Dorsch, S. Huber, T. Konstandin et al., *A second higgs doublet in the early universe: baryogenesis and gravitational waves*, *Journal of Cosmology and Astroparticle Physics* **05** (2017) 052 [1611.05874].
- [54] P. Huang, A. J. Long and L.-T. Wang, *Probing the electroweak phase transition with higgs factories and gravitational waves*, *Phys Rev D* **94** (2016) 075008 [1608.06619].
- [55] M. Chala, G. Nardini and I. Sobolev, *Unified explanation for dark matter and electroweak baryogenesis with direct detection and gravitational wave signatures*, *Phys Rev D* **94** (2016) 055006 [1605.08663].
- [56] P. Basler, M. Krause, M. Muhlleitner, J. Wittbrodt and A. Wlotzka, *Strong First Order Electroweak Phase Transition in the CP-Conserving 2HDM Revisited*, *Journal of High Energy Physics* **02** (2017) 121 [1612.04086].
- [57] A. Beniwal, M. Lewicki, J. D. Wells, M. White and A. G. Williams, *Gravitational wave, collider and dark matter signals from a scalar singlet electroweak baryogenesis*, *Journal of High Energy Physics* **08** (2017) 108 [1702.06124].
- [58] J. Bernon, L. Bian and Y. Jiang, *A new insight into the phase transition in the early Universe with two Higgs doublets*, *Journal of High Energy Physics* **05** (2018) 151 [1712.08430].
- [59] G. Kurup and M. Perelstein, *Dynamics of Electroweak Phase Transition In Singlet-Scalar Extension of the Standard Model*, *Phys Rev D* **96** (2017) 015036 [1704.03381].
- [60] J. O. Andersen, T. Gorda, A. Helset, L. Niemi, T. V. I. Tenkanen, A. Tranberg et al., *Nonperturbative Analysis of the Electroweak Phase Transition in the*

- Two Higgs Doublet Model*, *Phys. Rev. Lett.* **121** (2018) 191802 [1711.09849].
- [61] C.-W. Chiang, M. J. Ramsey-Musolf and E. Senaha, *Standard model with a complex scalar singlet: cosmological implications and theoretical considerations*, *Phys Rev D* **97** (2018) 015005 [1707.09960].
- [62] G. C. Dorsch, S. J. Huber, K. Mimasu and J. M. No, *The Higgs Vacuum Uplifted: Revisiting the Electroweak Phase Transition with a Second Higgs Doublet*, *Journal of High Energy Physics* **12** (2017) 086 [1705.09186].
- [63] A. Beniwal, M. Lewicki, M. White and A. G. Williams, *Gravitational waves and electroweak baryogenesis in a global study of the extended scalar singlet model*, *Journal of High Energy Physics* **02** (2019) 183 [1810.02380].
- [64] A. Alves, T. Ghosh, H.-K. Guo, K. Sinha and D. Vagie, *Collider and Gravitational Wave Complementarity in Exploring the Singlet Extension of the Standard Model*, *Journal of High Energy Physics* **04** (2019) 052 [1812.09333].
- [65] S. Bruggisser, B. Von Harling, O. Matsedonskyi and G. Servant, *Electroweak Phase Transition and Baryogenesis in Composite Higgs Models*, *Journal of High Energy Physics* **12** (2018) 099 [1804.07314].
- [66] P. Athron, C. Balazs, A. Fowlie et al., *Strong first-order phase transitions in the NMSSM — a comprehensive survey*, *Journal of High Energy Physics* **11** (2019) 151 [1908.11847].
- [67] K. Kainulainen, V. Keus, L. Niemi, K. Rummukainen, T. V. I. Tenkanen and V. Vaskonen, *On the validity of perturbative studies of the electroweak phase transition in the Two Higgs Doublet model*, *Journal of High Energy Physics* **06** (2019) 075 [1904.01329].
- [68] L. Bian, Y. Wu and K.-P. Xie, *Electroweak phase transition with composite Higgs models: calculability, gravitational waves and collider searches*, *Journal of High Energy Physics* **12** (2019) 028 [1909.02014].
- [69] H.-L. Li, M. Ramsey-Musolf and S. Willocq, *Probing a scalar singlet-catalyzed electroweak phase transition with resonant di-Higgs boson production in the $4b$ channel*, *Phys Rev D* **100** (2019) 075035 [1906.05289].
- [70] C.-W. Chiang and B.-Q. Lu, *First-order electroweak phase transition in a complex singlet model with Z_3 symmetry*, *Journal of High Energy Physics* **07** (2020) 082 [1912.12634].
- [71] K.-P. Xie, L. Bian and Y. Wu, *Electroweak baryogenesis and gravitational waves in a composite higgs model with high dimensional fermion representations*, *Journal of High Energy Physics* **12** (2020) 047 [2005.13552].
- [72] A. Azatov, G. Barni, S. Chakraborty et al., *Ultra-relativistic bubbles from the simplest higgs portal and their cosmological consequences*, *Journal of High Energy Physics* **10** (2022) 017 [2207.02230].
- [73] N. F. Bell, M. J. Dolan, L. S. Friedrich, M. J. Ramsey-Musolf and R. R. Volkas, *Two-Step Electroweak Symmetry-Breaking: Theory Meets Experiment*, *Journal of High Energy Physics* **05** (2020) 050 [2001.05335].
- [74] X.-F. Han, L. Wang and Y. Zhang, *Dark matter, electroweak phase transition, and gravitational waves in the type II two-higgs-doublet model with a singlet scalar field*, *Phys Rev D* **103** (2021) 035012 [2010.03730].
- [75] P. Ghosh, T. Ghosh and S. Roy, *Interplay among gravitational waves, dark matter and collider signals in the singlet scalar extended type-II seesaw model*, 2211.15640.
- [76] Q.-H. Cao, K. Hashino, X.-X. Li et al., *Multi-step phase transition and gravitational wave from general Z_2 scalar extensions*, *arXiv:2212.07756*.
- [77] Z. Zhao, Y. Di, L. Bian et al., *Probing the electroweak symmetry breaking history with gravitational waves*, *arXiv:2204.04427*.
- [78] A. Chatterjee, A. Datta and S. Roy, *Electroweak phase transition in the Z_3 -invariant NMSSM: Implications of LHC and Dark matter searches and prospects of detecting the gravitational waves*, *Journal of High Energy Physics* **06** (2022) 108 [2202.12476].
- [79] A. Ashoorioon and T. Konstandin, *Strong electroweak phase transitions without collider traces*, *Journal of High Energy Physics* **2009** (2009) 086.
- [80] P. Baratella, A. Pomarol and F. Rompineve, *The supercooled universe*, *Journal of High Energy Physics* **03** (2019) 100 [1812.06996].
- [81] M. Lewicki and V. Vaskonen, *Gravitational wave spectra from strongly supercooled phase transitions*, *Eur Phys J C* **80** (2020) 1003 [2007.04967].
- [82] X. Wang, F. P. Huang and X. Zhang, *Phase transition dynamics and gravitational wave spectra of strong first-order phase transition in supercooled universe*, *Journal of Cosmology and Astroparticle Physics* **05** (2020) 045 [2003.08892].
- [83] P. Athron, C. Balázs and L. Morris, *Supercool subtleties of cosmological phase transitions*, *Journal of Cosmology and Astroparticle Physics* **03** (2023) 006 [2212.07559].
- [84] A. Kobakhidze, C. Lagger, A. Manning et al., *Gravitational waves from a supercooled electroweak phase transition and their detection with pulsar timing arrays*, *Eur Phys J C* **77** (2017) 570 [1703.06552].
- [85] R.-G. Cai, M. Sasaki and S.-J. Wang, *The gravitational waves from the first-order phase transition with a dimension-six operator*, *Journal of Cosmology and Astroparticle Physics* **08** (2017) 004 [1707.03001].
- [86] J. M. Cline, K. Kainulainen, P. Scott et al., *Update on scalar singlet dark matter*, *Phys Rev D* **88** (2013) 055025 [1306.4710].
- [87] GAMBIT collaboration, G. Collaboration, P. Athron et al., *Status of the scalar singlet dark matter model*, *Eur Phys J C* **77** (2017) 568 [1705.07931].
- [88] Y. Xiao, J. M. Yang and Y. Zhang, *Dilution of dark matter relic density in singlet extension models*, *Journal of High Energy Physics* **02** (2023) 008 [2207.14519].
- [89] S. Roy, *Dilution of dark matter Relic abundance due to First Order Electroweak Phase Transition in the singlet scalar extended type-II seesaw model*, 2212.11230.
- [90] T. Hambye, A. Strumia and D. Teresi, *Super-cool dark matter*, *Journal of High Energy Physics* **08** (2018) 188 [1805.01473].
- [91] I. Baldes, Y. Gouttenoire, F. Sala et al., *Supercool composite dark matter beyond 100 TeV*, *Journal of High Energy Physics* **07** (2022) 084 [2110.13926].
- [92] C. Caprini, M. Chala, G. C. Dorsch et al., *Detecting gravitational waves from cosmological phase transitions with LISA: an update*, *Journal of Cosmology and Astroparticle Physics* **03** (2020) 024 [1910.13125].

- [93] P. Athron, C. Balázs, A. Fowlie et al., *Cosmological phase transitions: from perturbative particle physics to gravitational waves*, *arXiv:2305.02357* .
- [94] R. R. Parwani, *Resummation in a hot scalar field theory*, *Phys Rev D* **45** (1992) 4695.
- [95] D. Croon, O. Gould, P. Schicho, T. V. I. Tenkanen and G. White, *Theoretical uncertainties for cosmological first-order phase transitions*, *Journal of High Energy Physics* **2021** (2021) .
- [96] L. Niemi, P. Schicho and T. V. Tenkanen, *Singlet-assisted electroweak phase transition at two loops*, *Phys Rev D* **103** (2021) .
- [97] P. M. Schicho, T. V. I. Tenkanen and J. Österman, *Robust approach to thermal resummation: standard model meets a singlet*, *Journal of High Energy Physics* **2021** (2021) .
- [98] A. Ekstedt, P. Schicho and T. V. Tenkanen, *DRalgo: a package for effective field theory approach for thermal phase transitions*, *Comput Phys Commun* **288** (2023) 108725.
- [99] P. Athron, C. Balázs, A. Fowlie et al., *How arbitrary are perturbative calculations of the electroweak phase transition?*, *Journal of High Energy Physics* **01** (2023) 050 [2208.01319].
- [100] A. D. Linde, *Decay of the false vacuum at finite temperature*, *Nucl Phys B* **216** (1983) 421.
- [101] V. Rubakov, *Classical theory of gauge fields*. Princeton University Press, 2009.
- [102] A. H. Guth and E. J. Weinberg, *Cosmological consequences of a first-order phase transition in the $su(5)$ grand unified model*, *Phys Rev D* **23** (1981) 876.
- [103] M. Hindmarsh and M. Hijazi, *Gravitational waves from first order cosmological phase transitions in the sound shell model*, *Journal of Cosmology and Astroparticle Physics* **2019** (2019) 062.
- [104] M. Quiros, *Finite temperature field theory and phase transitions*, *Proceedings, Summer school in high-energy physics and cosmology: Trieste, Italy* **1999** (1998) 187.
- [105] C. L. Wainwright, *Cosmotransitions: computing cosmological phase transition temperatures and bubble profiles with multiple fields*, *Comput Phys Commun* **183** (2012) 2006.
- [106] C. Balázs, Y. Xiao, J. M. Yang et al., *New vacuum stability limit from cosmological history*, *arXiv:2301.09283* .
- [107] L. Shang and Y. Zhang, *EasyScan-HEP: a tool for connecting programs to scan the parameter space of physics models*, *arXiv:2304.03636* .
- [108] M. Hindmarsh, S. J. Huber, K. Rummukainen et al., *Gravitational waves from the sound of a first order phase transition*, *Phys Rev Lett* **112** (2014) 041301.
- [109] S. J. Huber and T. Konstandin, *Gravitational wave production by collisions: more bubbles*, *Journal of Cosmology and Astroparticle Physics* **2008** (2008) 022.
- [110] K. Freese and M. W. Winkler, *Have pulsar timing arrays detected the hot big bang: gravitational waves from strong first order phase transitions in the early universe*, *Phys Rev D* **106** (2022) 103523 [2208.03330].
- [111] L. Collaboration, P. Amaro-Seoane et al., *Laser interferometer space antenna*, *arXiv:1702.00786* .
- [112] W.-H. Ruan, Z.-K. Guo, R.-G. Cai et al., *Taiji program: gravitational-wave sources*, *Int J Mod Phys A* **35** (2020) 2050075.
- [113] J. Luo, L.-S. Chen, H.-Z. Duan et al., *Tianqin: a space-borne gravitational wave detector*, *Classical and Quantum Gravity* **33** (2016) 035010.
- [114] L. Bian, R.-G. Cai, S. Cao et al., *The gravitational-wave physics II: progress*, *Sci China Phys Mech Astron* **64** (2021) 120401 [2106.10235].
- [115] Y. Zhao and Y. Lu, *Stochastic gravitational wave background and eccentric stellar compact binaries*, *Mon Not Roy Astron Soc* **500** (2020) 1421 [2009.01436].
- [116] P. Athron, A. Fowlie, C.-T. Lu et al., *Can supercooled phase transitions explain the gravitational wave background observed by pulsar timing arrays?*, *arXiv:2306.17239* .
- [117] F. Ertas, F. Kahlhoefer and C. Tasillo, *Turn up the volume: listening to phase transitions in hot dark sectors*, *Journal of Cosmology and Astroparticle Physics* **02** (2022) 014 [2109.06208].
- [118] C. Wainwright and S. Profumo, *Impact of a strongly first-order phase transition on the abundance of thermal relics*, *Phys Rev D* **80** (2009) 103517.
- [119] J. Ellis, M. Lewicki and J. M. No, *On the maximal strength of a first-order electroweak phase transition and its gravitational wave signal*, *Journal of Cosmology and Astroparticle Physics* **04** (2019) 003 [1809.08242].
- [120] A. Megevand and A. D. Sanchez, *Supercooling and phase coexistence in cosmological phase transitions*, *Phys Rev D* **77** (2008) 063519.
- [121] LZ collaboration, L. Collaboration, J. Aalbers et al., *First dark matter search results from the LUX-ZEPLIN (LZ) experiment*, *Phys Rev Lett* **131** (2023) 041002 [2207.03764].