

# ASU-CNN: An Efficient Deep Architecture for Image Classification and Feature Visualizations

Jamshaid Ul Rahman<sup>1,2,\*</sup>, Faiza Makhdoom<sup>2</sup>, Dianchen Lu<sup>1</sup>

<sup>1</sup>*School of Mathematical Sciences, Jiangsu University 301 Xuefu road, Zhenjiang 212013, China.*

<sup>2</sup>*Abdus Salam School of Mathematical Sciences, GC University, Lahore 54600, Pakistan.*

\*[jamshaidrahman@gmail.com](mailto:jamshaidrahman@gmail.com)

## Abstract

Activation functions play a decisive role in determining the capacity of Deep Neural Networks (DNNs) as they enable neural networks to capture inherent nonlinearities present in data fed to them. The prior research on activation functions primarily focused on the utility of monotonic or non-oscillatory functions, until Growing Cosine Unit (GCU) broke the taboo for a number of applications. In this paper, a Convolutional Neural Network (CNN) model named as ASU-CNN is proposed which utilizes recently designed activation function ASU across its layers. The effect of this non-monotonic and oscillatory function is inspected through feature map visualizations from different convolutional layers. The optimization of proposed network is offered by Adam with a fine-tuned adjustment of learning rate. The network achieved promising results on both training and testing data for the classification of CIFAR-10. The experimental results affirm the computational feasibility and efficacy of the proposed model for performing tasks related to the field of computer vision.

## Keywords:

Amplifying Sine Unit, Activation Function, Convolutional Neural Networks, Oscillatory Activation, Image Classification, CIFAR-10

## 1 Introduction

Artificial Intelligence (AI) have technologically revolutionized the research and applications in different areas of science and industry [1]. Artificial Neural Networks (ANNs) [2, 3] as AI tools are replacing or more cautiously overtaking the human intelligence and duties in different aspects. ANNs are being widely used in numerical simulations [4] of problems arising in various fields of applied sciences and industrial research. In modern era, Computer vision [5, 6] is one of the most alluring area of research that deals with various tasks including image, speech and action recognition mostly for social security and safety. Most of the computer vision applications rely on the image or video-based information for recognition or classification purposes. CNNs [7] are the finest DNN architectures [8] to deal with the image-based data [9]. Due to the utility and high demand of performing different tasks, CNNs have been evolved into more robust and finer versions such as ResNets [10, 11]. The main focus of research in this area is based on the modifications of CNNs with newly devised and more efficient activation functions, loss functions

and optimizers [12, 13]. The choice of loss functions mainly depends upon the nature of task to be performed, for instance, human face recognition problems can be well-posed by modifying softmax loss [14] such as Sphreface [15] and different additive parameter approaches [16, 17, 18].

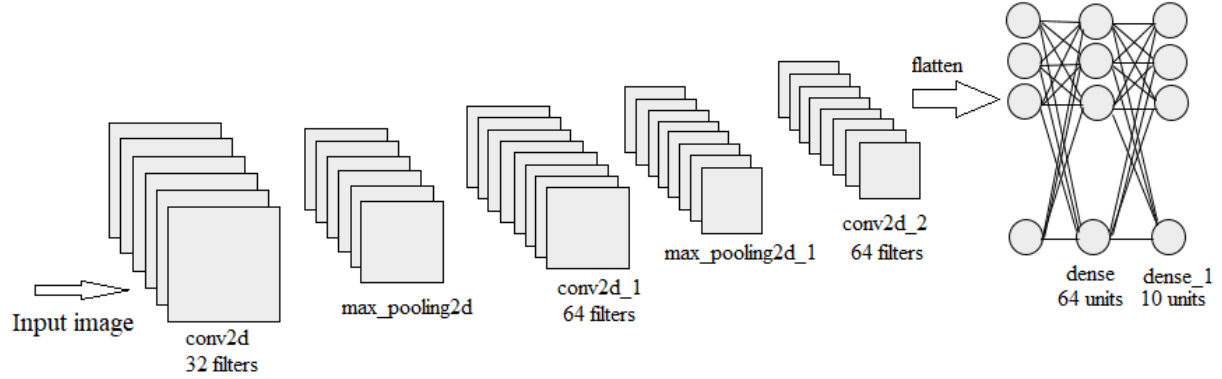
Activation functions play a crucial role in determining the performance of any DNN architecture [19]. In past, different monotonic activation functions [20, 21] have been introduced but most of them faced gradient based shortcomings [22, 23] during backpropagation which were then alleviated by [24, 25] and non-monotonic activation functions such as Swish [26] and Mish [27]. All these activation functions were non-oscillatory in nature and the researchers did not pay attention to the utilization of non-oscillatory functions for the networks. In case of CNNs, ReLu has been considered as the most effective choice to be used in convolutional layers. In 2021, the introduction of GCU [28], an oscillatory non-monotonic activation function, expanded the horizon of activation functions applicable in different DNN architectures. Oscillatory activation functions [29] can perform complex assigned tasks with lesser neurons and thus are computationally cheaper than non-oscillatory activations. An oscillatory and non-monotonic activation function ASU [30] was initially proposed for DNNs simulating nonlinear dynamical systems and have potential computational favorability for nonlinear evolution problems [31], microelectromechanical systems (MEMS) [32, 33] and mechanical vibrations [34, 35]. ASU given by (1) outperformed GCU in recovering periodic and nonlinear dynamics of MEMS.

$$ASU(z) = z \cdot \sin(z) \quad (1)$$

In this work, we explain the integration of ASU in CNNs for image classification tasks. A simple CNN architecture has been proposed which utilizes ASU as an activation of both convolutional and dense layers. The classification is performed on publically available dataset CIFAR-10 [36] which contains 60,000 images belonging to 10 different classes. CIFAR-10 consists of 32x32 resolution colored images and there are 6000 images per class. Being a multi-class classification problem, the output layer of network is activated through softmax [37]. The dataset has non-overlapping classes of ten different easily recognizable objects, therefore sparse categorical cross-entropy loss [38, 39] is used in the network. In order to optimize the loss, Adam [40] has been used with learning rate annealing where the learning rates are decayed exponentially [41]. The implementation is being done through Tensorflow framework [42, 43].

## 2 The CNN architecture

The CNNs are considered as the most vigilant architectures to deal with the data based on images. There is a hierarchy of convolutional layers involving pooling layers followed by a dense network. Images are fed to the first convolutional layer of network where multiple features of input images are detected with the help of different filters and this process continues throughout the convolutional part of the network. Fig. 1 represents the general structure of CNN being utilized in this work for the classification of CIFAR-10. The functionality of different layers of CNN is explained in the following subsections.



**Fig. 1** CNN having three convolutional layers with different filters to extract the features of input images and a dense network at the end for classification

## 2.1 Convolutional layers

The convolutional layer consists of a number of filters responsible for the detection of different types of features present in the input. These filters slide over the input to collect the weighted sum as in (2).

$$z^l = W^l \cdot A^{l-1} + B^l \quad (2)$$

Where  $l$  denotes specific convolutional layer of the network,  $W^l$  is the matrix containing the values (weights) assigned to the filters,  $A^{l-1}$  is the output (feature maps) from the previous layer and  $B^l$  is bias added to the current layer. The designed architecture have three such convolutional layers i.e.  $l = 1, 2, 3$  where the first one has 32 filters while second and third layers have 64 filters with valid padding and stride 1. Therefore, the dimensions of feature maps after every convolution follow (3).

$$F^l = \left( \left\lfloor \frac{n+2p-f}{s} + 1 \right\rfloor, \left\lfloor \frac{n+2p-f}{s} + 1 \right\rfloor, n_f \right) \quad (3)$$

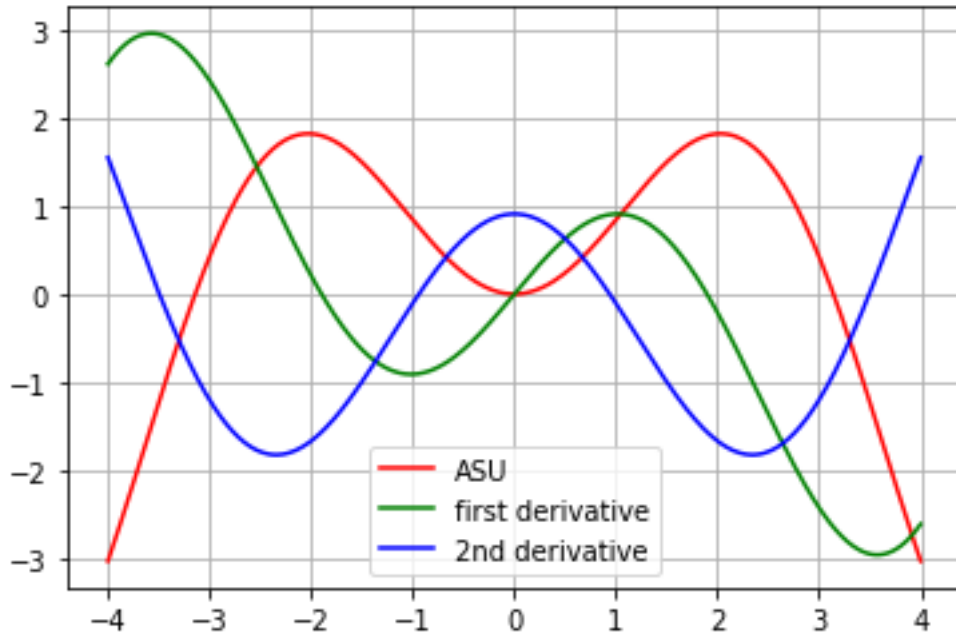
Where  $n$  represents input size,  $f$  is the filter's size,  $p$  stands for padding being applied,  $s$  is the stride value and  $n_f$  is the number of filters in that specific layer.

### 2.1.1 Non-linearity layer

This layer is responsible for adding some non-linearity in the convolved features with the help of activation functions. In this paper, the designed CNN applies ASU to (2) which is the linear output of convolution.

$$A^l = ASU^l(Z^l) \quad (4)$$

Equation (4) provides the general mathematical representation of feature maps  $A^l$  being activated by ASU. Fig. 2 represents ASU, its first and second derivatives which are used during backpropagation.

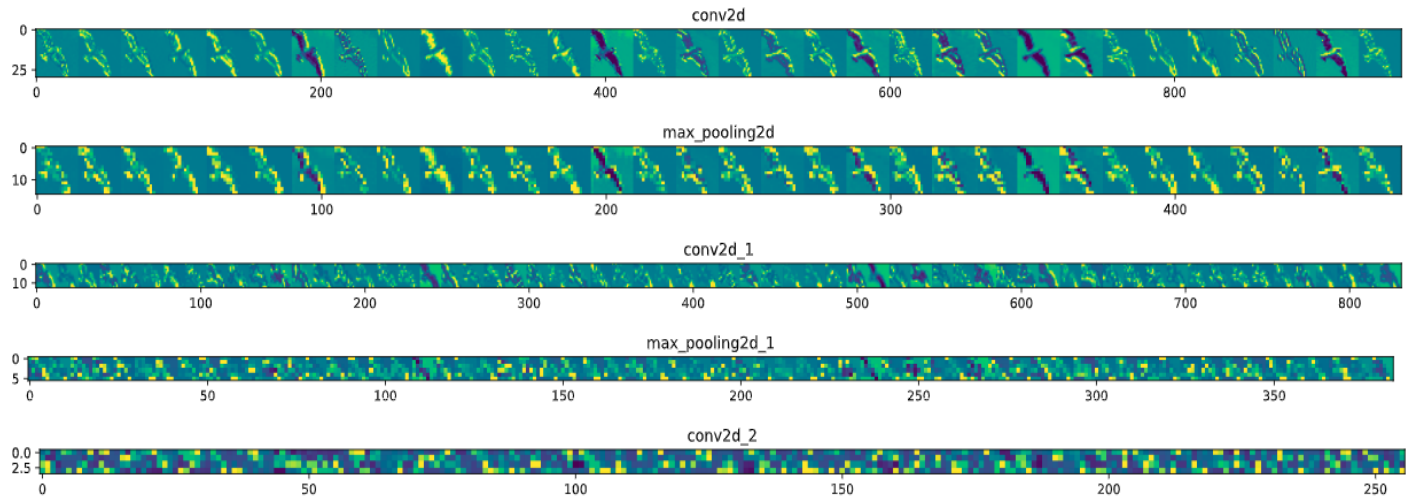


*Fig. 2 Plots of ASU along with its first and second derivatives*

ASU mimics the same oscillatory behavior for both strictly positive and strictly negative sides of domain and the oscillations tend to amplify for larger input values. The first derivative as shown by green curve in Fig. 2 behaves exactly opposite along both sides of zero and going farther along the domain, oscillations again tend to amplify. The second derivative also oscillates and magnify for higher inputs and behaves symmetrically along zero of domain.

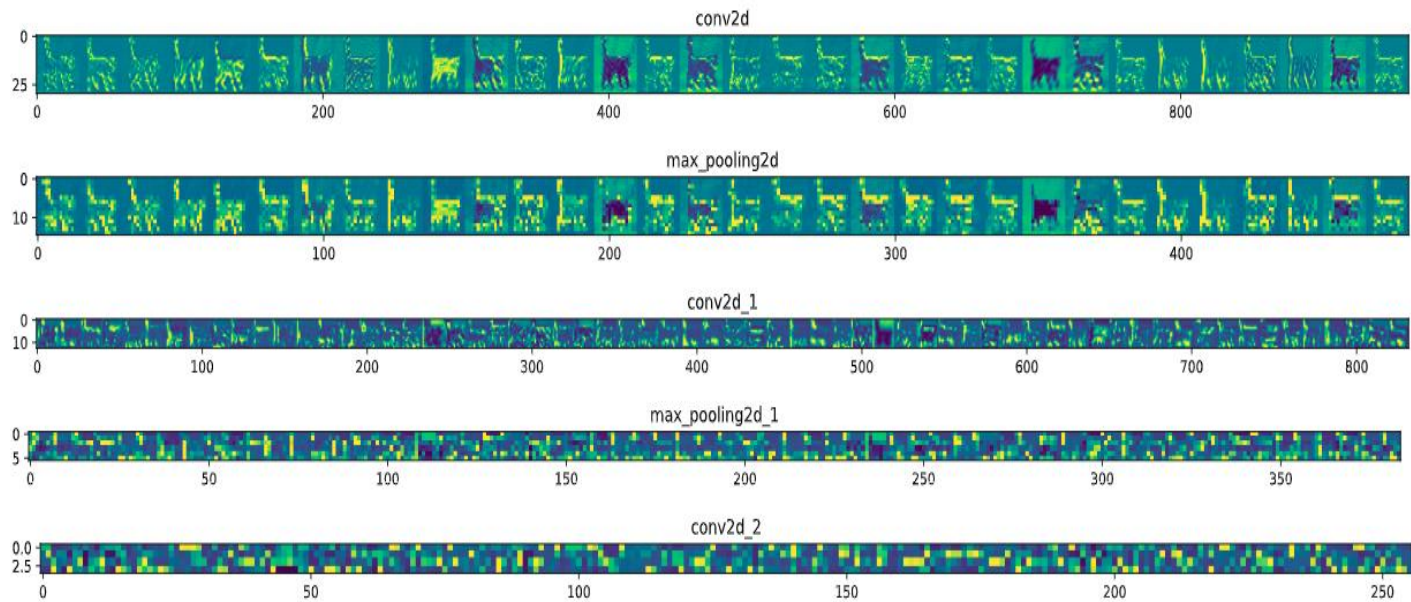
### **2.1.2 Pooling layer**

Pooling layers are basically used to downsize the feature maps in order to reduce computational cost. Max pooling has been in common practice which selects the most prominent feature value inside the pooling window. In this work, the first two convolutional layers of the network are set to a max pooling of size (2, 2) with stride 2. The task of feature extraction is being done hierarchically in the convolutional layers of the network. Fig. 3 and Fig. 4 represents the feature maps obtained from different layers of designed CNN architecture.



**Fig. 3** Feature maps' visualization from different layers of CNN when a bird image is fed to the visualization model

The first convolutional layer i.e. conv2d applies 32 filters which detect major features like edges, horizontal or vertical patterns present in wings of the bird and its tail. Going deeper towards conv2d\_1, the focus is to observe relatively complex patterns present in the input. In the 3<sup>rd</sup> layer conv2d\_2, the networks zoom more to get even the minor details of patterns or in other words it focuses on high level feature detection.



**Fig. 4** In case of a cat image, visualization of feature maps from different convolutional layers of network

The same hierarchy of feature detection works for the input of a cat image. One can observe that the initial layers extracts low level features, focuses on general patterns present in the image

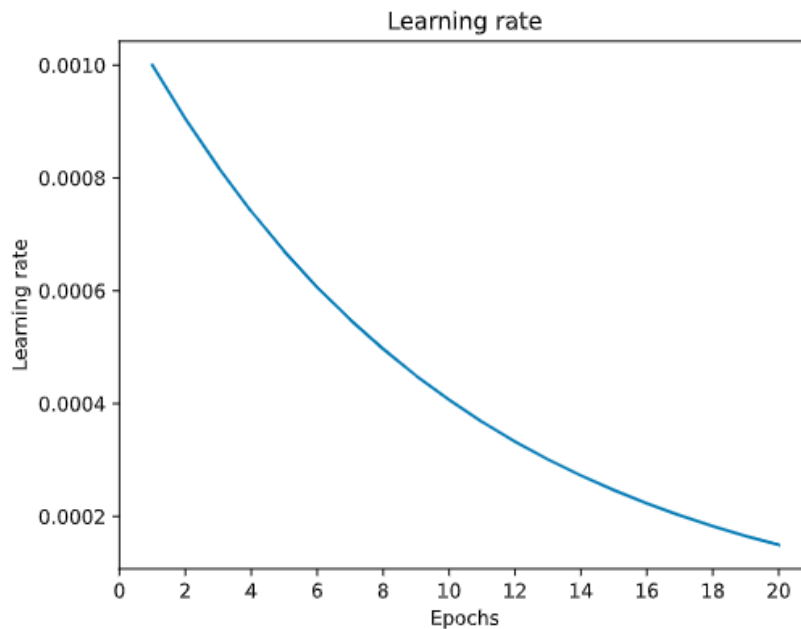
such as presence of tail, legs, edges and curves of body. Going deeper towards conv2d\_2 in the network the feature extractions become more complex and particular.

## 2.2 Dense layers

These are fully connected layers resembling multi-layer perceptron (MLP) models. Output from the last convolutional layer is flattened and send to the dense layers which work like a standard MLP network for classification. The designed network have two dense layers; one hidden layer with ASU as activation and other the output layer with softmax activation function.

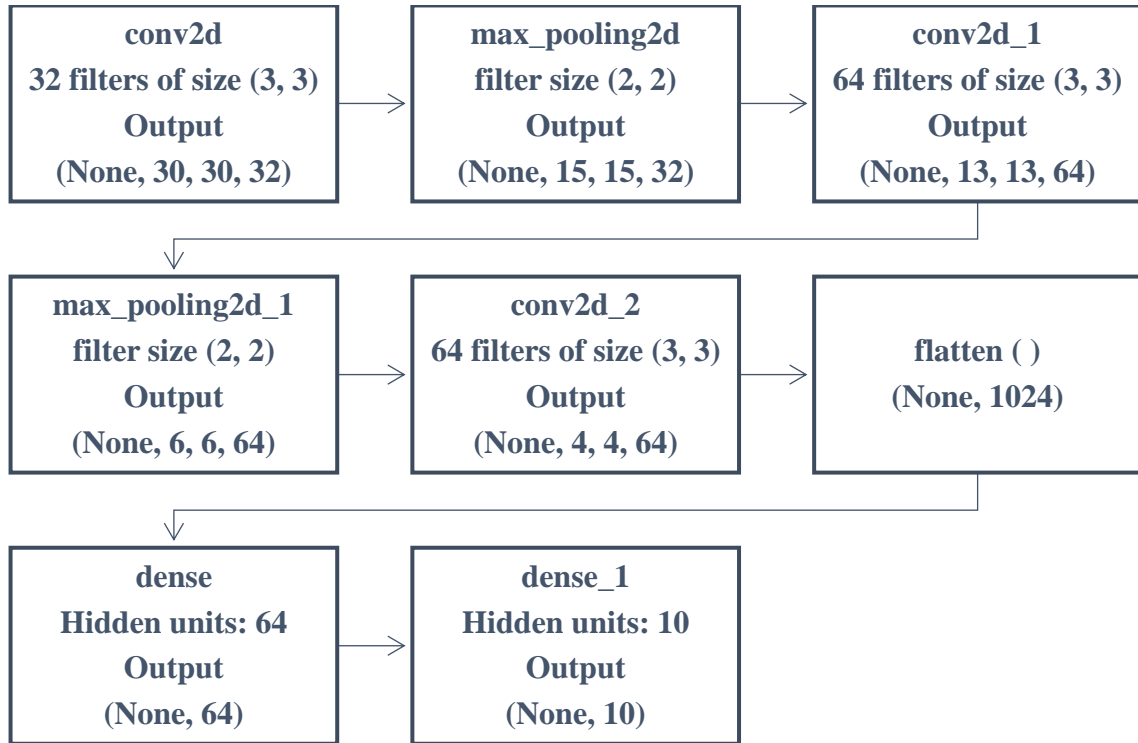
## 3 Experimental setting

The designed CNN shown in Fig. 1 consists of three convolutional layers followed by a dense network with one hidden layer and an output layer of 10 neurons. Weights of network are initialized by Xavier uniform initializer. For training, the network utilizes Sparse Categorical Cross-entropy loss which is then optimized through Adam. The network is set to train for 20 epochs.



*Fig. 5 Exponential decay of learning rate starting from 0.001 with a decay rate of 0.1 reaching to 0.00015 at 20<sup>th</sup> epoch*

Initial learning rate is set to 0.001 with an exponential decay rate of 0.1 shown in Fig. 5. The detailed layer-structure of designed CNN architecture is presented by Fig. 6.



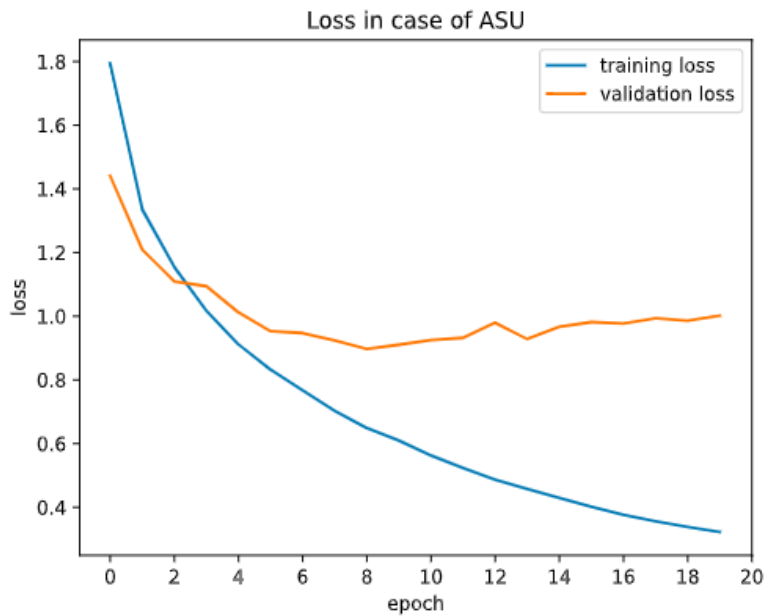
*Fig. 6 Experimental construction of CNN with layer names, filters and output dimensions of feature maps coming out from each convolutional layer*

#### 4 Results and discussion

The experimental results of the proposed network utilizing the ASU activation function for classification of the CIFAR-10 dataset are summarized in this section. The network was evaluated based on its performance in terms of training time, accuracy on training data, loss history during training, and accuracy on testing data. During a single run consisting of 20 epochs, the network completed the training process in 3 minutes and 2 seconds. Throughout this period, the network achieved an accuracy of 90.15% on the training data, indicating its capability to learn and classify the dataset effectively. Figure 7 displays the loss history of the network during the training process. It is evident from the graph that as the number of epochs increased, the training loss progressively decreased. This implies that the network improved its ability to minimize the discrepancy between predicted and actual values as it underwent more training iterations. Moreover, the network maintained a reasonably low validation loss, indicating its generalization capability on unseen data. Figure 8 presents the training and validation accuracy of the network. The graph illustrates the progression of both accuracies throughout the training process. It is noteworthy that the network consistently improved its accuracy on the training data, reaching a high value of 90.15%. Meanwhile, the validation accuracy also demonstrated a satisfactory performance, suggesting that the network could effectively generalize its knowledge to new instances. When evaluated on the testing data, the network achieved an accuracy of 70.15%. This indicates its ability to correctly classify previously unseen samples from the CIFAR-10 dataset, although with a relatively lower

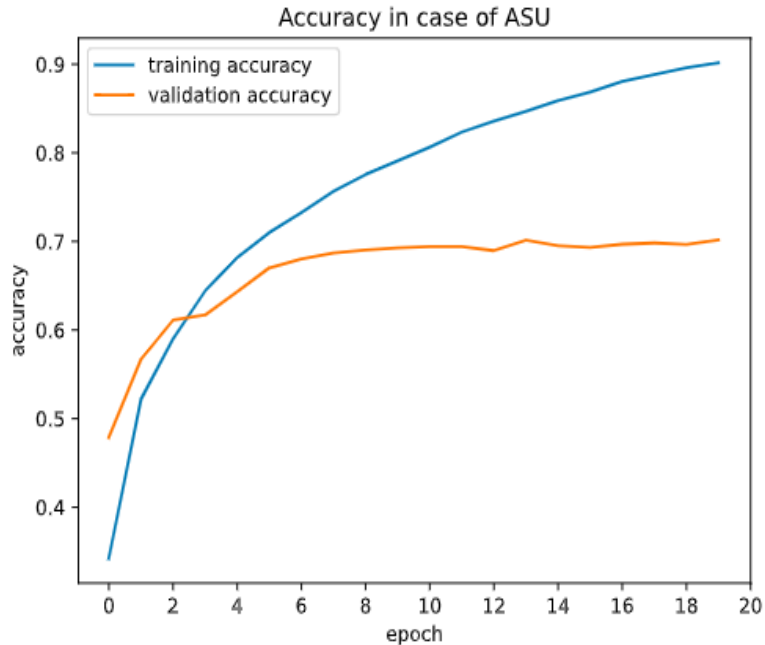
accuracy compared to the training data. Further analysis and optimization can be performed to enhance the network's performance on the testing data and potentially increase its accuracy. In short, the proposed network utilizing the ASU activation function exhibited promising performance in the classification of the CIFAR-10 dataset. It demonstrated efficient learning during training, as depicted by the decreasing training loss and increasing training accuracy. Moreover, the network showed good generalization capabilities with a reasonable validation loss. Although the accuracy on the testing data was lower than on the training data, it still attained a respectable accuracy of 70.15%, implying its ability to classify unseen samples.

The network with ASU bore less computational cost as there is just one transcendental function and one multiplication computation is required as shown by (1). So, the training of network with ASU was much faster and the resultant accuracies are much appealing.



*Fig. 7 Training and validation loss history on CIFAR-10 in case of ASU activation for 20 epochs*





*Fig. 8 Graphical illustration of training and validation accuracy of CNN on CIFAR-10*

## 5 Conclusion

This article focused on evaluating the performance of ASU, an activation function, for image classification tasks. The designed CNN incorporating ASU throughout its layers was evaluated for CIFAR-10 and it demonstrated promising performance. The feature maps visualizations from all convolutional layers, training speed and computational feasibility of ASU are also authenticating the vigilance, prudence and effectivity of the proposed architecture. The results of the evaluation revealed promising performance, indicating that ASU has the potential to enhance the accuracy and effectiveness of CNN models for image classification tasks. As a future work this activation function can be tested for various other computer vision applications.

## References

- [1] Zhang, Caiming, and Yang Lu. "Study on artificial intelligence: The state of the art and future prospects." *Journal of Industrial Information Integration* 23 (2021): 100224.
- [2] Da Silva, Ivan Nunes, et al. "Artificial neural networks." *Cham: Springer International Publishing* 39 (2017).
- [3] Abiodun, Oludare Isaac, et al. "State-of-the-art in artificial neural network applications: A survey." *Heliyon* 4.11 (2018): e00938.
- [4] Ul Rahman, Jamshaid, et al. "Mathematical modeling and simulation of biophysics systems using neural network." *International Journal of Modern Physics B* (2023): 2450066.
- [5] He, Chaoyang, et al. "Fedcv: a federated learning framework for diverse computer vision tasks." *arXiv preprint arXiv:2111.11066* (2021).
- [6] Feng, Xin, et al. "Computer vision algorithms and hardware implementations: A survey." *Integration* 69 (2019): 309-320.

- [7] Li, Zewen, et al. "A survey of convolutional neural networks: analysis, applications, and prospects." *IEEE transactions on neural networks and learning systems* (2021).
- [8] Samek, Wojciech, et al. "Explaining deep neural networks and beyond: A review of methods and applications." *Proceedings of the IEEE* 109.3 (2021): 247-278.
- [9] Traore, Boukaye Boubacar, Bernard Kamsu-Foguem, and Fana Tangara. "Deep convolution neural network for image recognition." *Ecological Informatics* 48 (2018): 257-268.
- [10] Zagoruyko, Sergey, and Nikos Komodakis. "Wide residual networks." *arXiv preprint arXiv:1605.07146* (2016).
- [11] Wu, Zifeng, Chunhua Shen, and Anton Van Den Hengel. "Wider or deeper: Revisiting the resnet model for visual recognition." *Pattern Recognition* 90 (2019): 119-133.
- [12] Desai, Chitra. "Comparative analysis of optimizers in deep neural networks." *International Journal of Innovative Science and Research Technology* 5.10 (2020): 959-962.
- [13] Zaheer, Raniah, and Humera Shaziya. "A study of the optimization algorithms in deep learning." *2019 third international conference on inventive systems and control (ICISC)*. IEEE, 2019.
- [14] Ul Rahman, Jamshaid, et al. "A unit softmax with Laplacian smoothing stochastic gradient descent for deep convolutional neural networks." *Intelligent Technologies and Applications: Second International Conference, INTAP 2019, Bahawalpur, Pakistan, November 6–8, 2019, Revised Selected Papers 2*. Springer Singapore, 2020.
- [15] Liu, Weiyang, et al. "Sphereface: Deep hypersphere embedding for face recognition." *Proceedings of the IEEE conference on computer vision and pattern recognition*. 2017.
- [16] Ul Rahman, Jamshaid, Qing Chen, and Zhouwang Yang. "Additive Parameter for Deep Face Recognition." *Communications in Mathematics and Statistics* 8 (2020): 203-217.
- [17] Wang, Hao, et al. "Cosface: Large margin cosine loss for deep face recognition." *Proceedings of the IEEE conference on computer vision and pattern recognition*. 2018.
- [18] Deng, Jiankang, et al. "Arcface: Additive angular margin loss for deep face recognition." *Proceedings of the IEEE/CVF conference on computer vision and pattern recognition*. 2019.
- [19] Ding, Bin, Huimin Qian, and Jun Zhou. "Activation functions and their characteristics in deep neural networks." *2018 Chinese control and decision conference (CCDC)*. IEEE, 2018.
- [20] Narayan, Sridhar. "The generalized sigmoid activation function: Competitive supervised learning." *Information sciences* 99.1-2 (1997): 69-82.
- [21] Agarap, Abien Fred. "Deep learning using rectified linear units (relu)." *arXiv preprint arXiv:1803.08375* (2018).
- [22] Tan, Hong Hui, and King Hann Lim. "Vanishing gradient mitigation with deep learning neural network optimization." *2019 7th international conference on smart computing & communications (ICSCC)*. IEEE, 2019.
- [23] Lu, Lu, et al. "Dying relu and initialization: Theory and numerical examples." *arXiv preprint arXiv:1903.06733* (2019).
- [24] Klambauer, Günter, et al. "Self-normalizing neural networks." *Advances in neural information processing systems* 30 (2017).
- [25] Clevert, Djork-Arné, Thomas Unterthiner, and Sepp Hochreiter. "Fast and accurate deep network learning by exponential linear units (elus)." *arXiv preprint arXiv:1511.07289* (2015).
- [26] Ramachandran, Prajit, Barret Zoph, and Quoc V. Le. "Searching for activation functions." *arXiv preprint arXiv:1710.05941* (2017).
- [27] Misra, Diganta. "Mish: A self regularized non-monotonic activation function." *arXiv preprint arXiv:1908.08681* (2019).

- [28] Noel, Mathew Mithra, Advait Trivedi, and Praneet Dutta. "Growing cosine unit: A novel oscillatory activation function that can speedup training and reduce parameters in convolutional neural networks." *arXiv preprint arXiv:2108.12943* (2021).
- [29] Noel, Matthew Mithra, et al. "Biologically inspired oscillating activation functions can bridge the performance gap between biological and artificial neurons." *arXiv preprint arXiv:2111.04020* (2021).
- [30] Rahman, Jamshaid Ul, Faiza Makhdoom, and Dianchen Lu. "Amplifying Sine Unit: An Oscillatory Activation Function for Deep Neural Networks to Recover Nonlinear Oscillations Efficiently." *arXiv preprint arXiv:2304.09759* (2023).
- [31] Rahman, Jamshaid Ul, Abdul Mannan, Mohamed E. Ghoneim, Mansour F. Yassen, and Jamil Abbas Haider. "Insight into the study of some nonlinear evolution problems: Applications based on Variation Iteration Method with Laplace." *International Journal of Modern Physics B* 37, no. 03 (2023): 2350030.
- [32] Anjum, Naveed, Jamshaid Ul Rahman, Ji-Huan He, Md Nur Alam, and Muhammad Suleman. "An efficient analytical approach for the periodicity of nano/microelectromechanical systems' oscillators." *Mathematical Problems in Engineering* 2022 (2022): 1-12.
- [33] Anjum, Naveed, Jamshaid Ul Rahman, Ji-Huan He, Md Nur Alam, and Muhammad Suleman. "An efficient analytical approach for the periodicity of nano/microelectromechanical systems' oscillators." *Mathematical Problems in Engineering* 2022 (2022): 1-12.
- [34] Rehman, Shahida, Akhtar Hussain, Jamshaid Ul Rahman, Naveed Anjum, and Taj Munir. "Modified Laplace based variational iteration method for the mechanical vibrations and its applications." *acta mechanica et automatica* 16, no. 2 (2022): 98-102.
- [35] Suleman, Muhammad, Dianchen Lu, Chen Yue, Jamshaid Ul Rahman, and Naveed Anjum. "He–Laplace method for general nonlinear periodic solitary solution of vibration equations." *Journal of Low Frequency Noise, Vibration and Active Control* 38, no. 3-4 (2019): 1297-1304.
- [36] A. Krizhevsky, et al., Learning multiple layers of features from tiny images (2009).
- [37] Kouretas, Ioannis, and Vassilis Paliouras. "Simplified hardware implementation of the softmax activation function." *2019 8th international conference on modern circuits and systems technologies (MOCASST)*. IEEE, 2019.
- [38] Covington, Paul, Jay Adams, and Emre Sargin. "Deep neural networks for youtube recommendations." *Proceedings of the 10th ACM conference on recommender systems*. 2016.
- [39] Chaithanya, B. N., et al. "An approach to categorize chest X-ray images using sparse categorical cross entropy." *Indonesian Journal of Electrical Engineering and Computer Science* (2021): 1700-1710.
- [40] Jais, Imran Khan Mohd, Amelia Ritahani Ismail, and Syed Qamrun Nisa. "Adam optimization algorithm for wide and deep neural network." *Knowledge Engineering and Data Science* 2.1 (2019): 41-46.
- [41] Nakamura, Kensuke, et al. "Learning-Rate Annealing Methods for Deep Neural Networks." *Electronics* 10.16 (2021): 2029.
- [42] Ramasubramanian, Karthik, et al. "Deep learning using keras and tensorflow." *Machine Learning Using R: With Time Series and Industry-Based Use Cases in R* (2019): 667-688.
- [43] Joseph, Ferdin Joe John, Sarayut Nonsiri, and Annop Monsakul. "Keras and TensorFlow: A hands-on experience." *Advanced Deep Learning for Engineers and Scientists: A Practical Approach* (2021): 85-111.