

# Interpretable by Design Visual Question Answering

Xingyu Fu Ben Zhou Sihao Chen Mark Yatskar Dan Roth

University of Pennsylvania

{xingyuf2, xyzhou, sihaoc, myatskar, danroth}@seas.upenn.edu

## Abstract

Model interpretability has long been a hard problem for the AI community especially in the multimodal setting, where vision and language need to be aligned and reasoned at the same time. In this paper, we specifically focus on the problem of Visual Question Answering (VQA). While previous researches try to probe into the network structures of black-box multimodal models, we propose to tackle the problem from a different angle – to treat interpretability as an explicit additional goal.

Given an image and question, we argue that an interpretable VQA model should be able to tell what conclusions it can get from which part of the image, and show how each statement help to arrive at an answer. We introduce InterVQA: Interpretable-by-design VQA, where we design an explicit intermediate dynamic reasoning structure for VQA problems and enforce symbolic reasoning that only use the structure for final answer prediction to take place. InterVQA produces high-quality explicit intermediate reasoning steps, while maintaining similar to the state-of-the-art (sota) end-task performance.

## 1 Introduction

Most existing systems of visual questions answering (VQA) (Goyal et al., 2017; Li et al., 2023) are black box models – people cannot trust their output because they have little insight into why models make the predictions they do. It is important to have reliable models that output the correct prediction for the correct reasons. Specifically, we want the VQA model to tell us what conclusions it can get from which part of the image, and how each statement can help lead us to the correct final answer. Such a multi-modal interpretation requires understanding of the question while considering the image context and world knowledge.

Some earlier attempts to rationalize VQA decisions (Xiong et al., 2016; Shih et al., 2016; Das

et al., 2017) try to answer the question “Where should we look at the image to answer the question?” through attention maps. However, it is by design unclear how focusing on certain parts of the image help answer the question.

Several more recent works (Dua et al., 2021; Schwenk et al., 2022) suggested to provide rationales, which are paragraphs of natural language explanations for an VQA answer, as shown in Figure 1(a) and (b). Most of the methods, as in (a), follow a post-hoc manner. Given an image and a question, the VQA model first generates an answer, and then generates rationales. Such post-hoc rationales are hard to evaluate, and cannot be proved that they are the real reasons, or the only sources used in the black-box models while making the final answer prediction. Some other methods (Schwenk et al., 2022; Zhang et al., 2023) as in Figure 1(b) avoid the post-hoc manner by using large language models (LLM) to generate rationales first, and then use the output to prompt LLM again for a final answer. However, we cannot know what additional information if any, or which parts of the rationale, are really used by the LLM to predict a final answer. Therefore, it cannot be proved that the models are making correct decisions for correct reasons, and these methods are not that reliable by design.

Inspired by generative language models’ (Brown et al., 2020) capability of eliciting *rationale* for reasoning in open-domain question answering settings (Wei et al., 2022; Creswell et al., 2023), we introduce InterVQA: an Interpretable by Design VQA system in this paper. To better understand the problem, we first define the structure of explanations needed in VQA, to be in forms of: (1) visual clues, which are natural language descriptions grounded to the image corresponding to “what statements can be made about the image to help answer the question”, and (2) inferences based on the clues, which show how the visual clues can help arrive at the answer. We then propose intermediate inter-

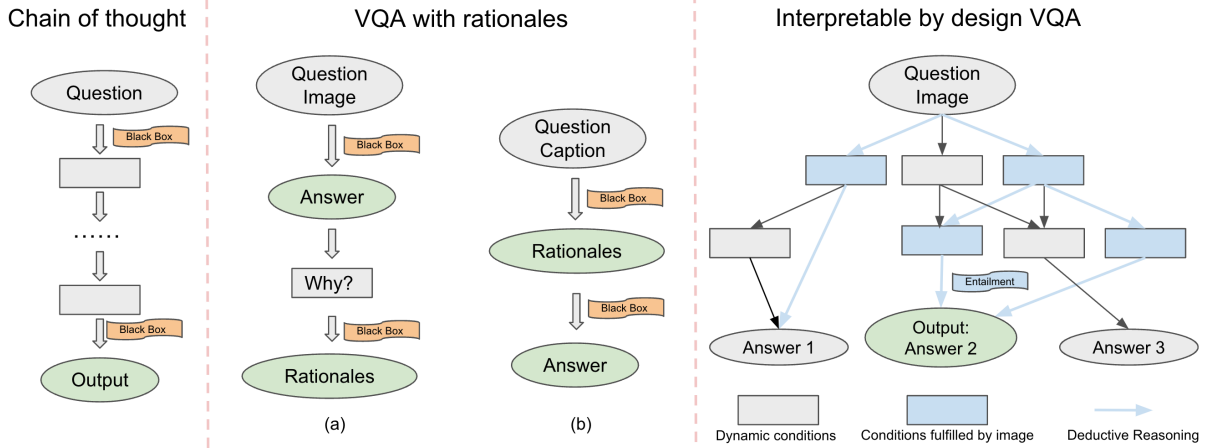


Figure 1: Schematic illustration of comparisons between (1) chain-of-thought reasoning using black-box LLMs (Wei et al., 2022), (2) previous VQA methods that consider using rationales (Schwenk et al., 2022), and (3) our interpretable-by-design VQA system. Each grey rectangle box represents a dynamic abduction condition, which is a natural language sentence that serves as an intermediate condition toward problem solving. See concrete examples of how conditions are generated and fulfilled in Figure 2.

interpretable structures, which are abduction proposals consisting of dynamic conditions to solve the questions that are dependent on states and requiring additional search on the context.

Given an image and a question pair, InterVQA solves the problem in three steps. As shown in Figure 2, we first generate abduction proposals consisting of dynamic conditions, which are natural language sentences of situations that should be true to lead to a possible answer. Then, we train to generate visual clues grounded to the image. Finally, with the help of textual entailment methods, we gradually search for fulfilled dynamic conditions to compose symbolic reasoning graph and majority vote to achieve the final answer.

We collect a 1.4k dataset for evaluation and learning purpose based on a subset of previous VQA dataset (Selvaraju et al., 2020), which includes questions that require reasoning instead of simple recognition to answer, using Amazon Turk. Our results show that we can achieve close to state-of-the-art black-box VQA performance on the collected dataset while providing high quality intermediate symbolic reasonings which humans can trust, since we ensure the model to generate the reasons how it achieves an answer step by step.

Our main contributions are: (a) We propose a new interpretable-by-design VQA framework that explicitly illustrates how it achieves at an answer step by step for the first time; (b) We collect a 1.4k dataset for the problem; (c) We achieve similar performance as a sota black-box VQA model while

providing reliable natural language explanations.

## 2 Interpretable by design VQA

Our method consists of three steps: abduction proposals on dynamic conditions, visual clue generation, and symbolic reasoning graph validation and majority voting. The overview of the proposed model is shown in Figure 2.

**Problem Formulation** Given a training dataset  $D = \{(v_i, q_i, a_i)\}_{i=1}^N$ , where  $v_i$  denotes the  $i$ -th training image and  $N$  is the total number of the training images,  $q_i$  and  $a_i$  represent the  $i$ -th question and its corresponding answer, respectively. We first generate a set of answer choices  $\hat{A}_i = \{\hat{a}_{i0}, \hat{a}_{i1}, \hat{a}_{i2}, \dots\}$  using a frozen PLM  $g$ , then search for abduction proposals composed of dynamic conditions, which are situations for possible answers to become true for possible answer  $\hat{a}_{ij}$  using  $g$ . We train a separate model  $b$  that generates visual clues  $\hat{V}\hat{C}_i = \{v\hat{c}_{i0}, v\hat{c}_{i1}, v\hat{c}_{i2}, \dots\}$  based on the  $i$ -th image that are related to question  $q_i$ . Finally, we deploy entailment methods to discover all the fulfilled dynamic conditions by the visual clues, and then form valid symbolic reasoning paths such as  $e_1, e_2$  in Figure 2. We do majority voting and select the answer with most symbolic reasoning paths as final prediction.

### 2.1 Abduction Proposals

We define *Abduction Proposals* as the dynamic reasoning graphs composed of multiple intermediate dynamic conditions that require external search on

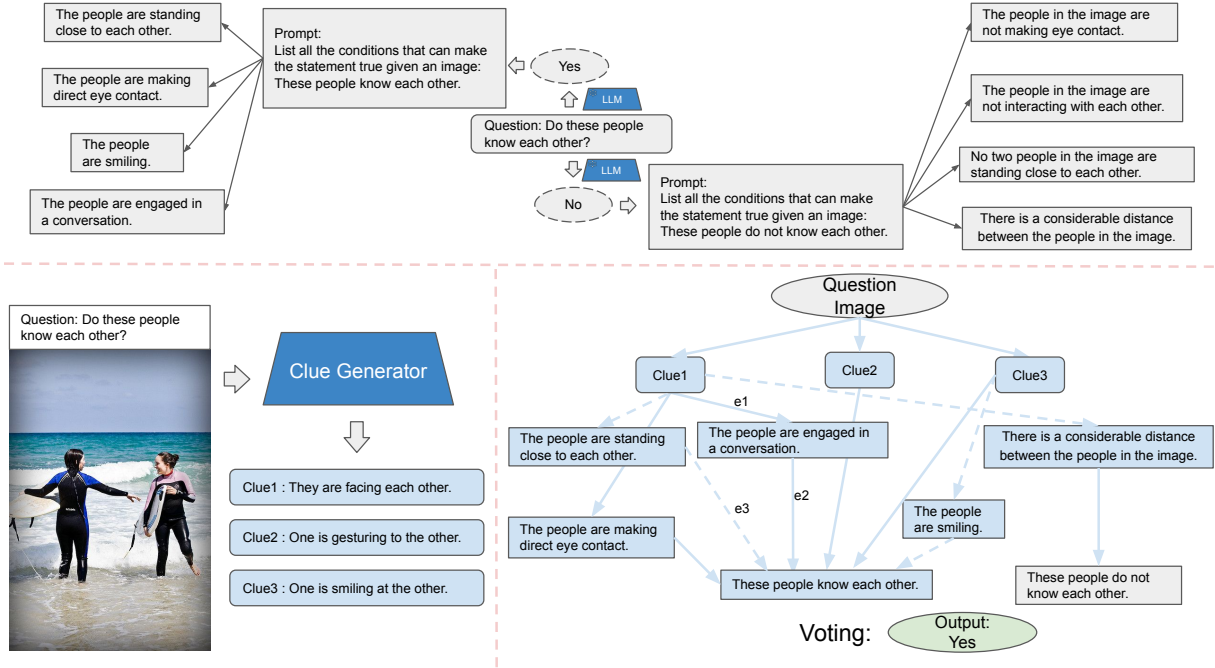


Figure 2: An illustration of our interpretable-by-design VQA system on an example visual question answering pair, with explicit steps of (1) abduction proposals on dynamic conditions (Top), (2) visual clue generation (bottom left), and (3) deductive reasoning between visual clues and dynamic conditions, symbolic reasoning graph generation, and majority voting for final answer prediction (bottom right). Note that the blue boxes are conditions directly deducible from visual clues, and blue arrows represent the deductive reasoning. Dashed arrows mean weak deductions.

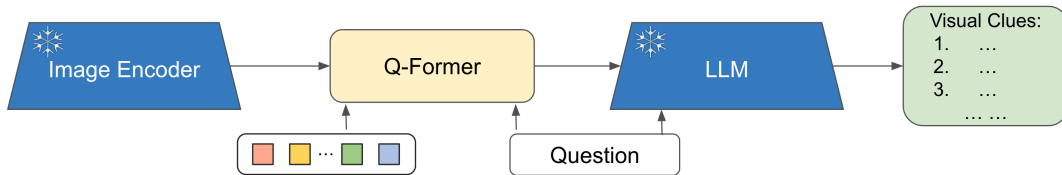


Figure 3: The modified Blip-2 model we use to generate image clues given an image question pair.

the image to make the possible answer be true for the given question, as shown in the top of Figure 2. Given an image-question pair, we first use the question to retrieve all the possible answers as well as the abduction proposals that could make these possible answers become true. To retrieve high-quality abduction proposals, we use in-context learning with frozen LLMs, specifically GPT-3.5 and GPT-4 (Brown et al., 2020). Following previous works, we use 4-shot in-context examples and iteratively retrieve the abduction proposals. The goal of this step is to provide a reliable intermediate interpretable structure for any open-ended question.

## 2.2 Visual Clue Generator

We define *Visual Clue* as natural language descriptions that help to answer the question while grounded to the corresponding image. For clarifi-

cation, for same question and different images, or same image and different questions, visual clues should be different. The goal of this step is to develop a Visual-LLM to complete this step, and we modify and fine-tune the BLIP-2 model (Li et al., 2023) for this purpose, as shown in Figure 3. The model is trained with the standard language modeling loss to directly generate all the visual clues given image and question.

There are some differences between our visual clue generator and the original BLIP-2 model. Specifically, as illustrated in Figure 3, we add text inputs of the question, and a prompt of the format “Question: *question* Clues:” to the Q-former and the frozen LLM during training for our desired output. Also, the original BLIP-2 model was mainly trained for image captioning, and for  $n$  captions they use  $n$  input data, with each data containing

one caption. In our case, we follow (Klein et al., 2022) and use  $n$  input data, with each data containing one unique permutation of concatenated visual clues if the image has  $n$  visual clues.

**Implementation Details** We implement our visual clue generator based on the BLIP-2 model in LAVIS library (Li et al., 2023). In our experiments, we adopt two variations of BLIP-2 with the same image encoder ViT-L/14 from CLIP (Radford et al., 2021) but different frozen LLMs, including FlanT5-XL (3B) and FlanT5-XXL (11B), following the original BLIP-2 paper.

We fine-tune all models with a maximum of 15 epochs. For each model, a single optimal checkpoint is selected and used for evaluation. We employ a batch size of 12 for all models, The AdamW (Loshchilov and Hutter, 2017) optimizer is used with a weight decay of 0.01. We use a constant learning rate of  $10^{-7}$  instead of the linear warmup with cosine decay learning rate as in the original paper.

Additionally, when we apply a two-stage training strategy and first fine-tune on a large weak supervision dataset, we apply a linear warmup of the learning rate during the initial 3K steps, increasing from  $1e^{-8}$  to  $1e^{-6}$ , followed by a cosine decay with a minimum learning rate of  $1e^{-8}$ . All models are trained utilizing single NVIDIA RTX A6000 (48G) GPUs and are completed within four hours for direct training, and three days for two-stage training respectively.

### 2.3 Symbolic Reasoning Graph Voting

Given abduction proposals and visual clues, we first use natural language inference methods to check for all the dynamic conditions that are deductible and can be fulfilled by any combination of the visual clues. Then, we find all the valid symbolic reasoning paths that lead to one possible answer. Finally, we do a majority voting on the reasoning paths and select the final answer. For example in Figure 2, one valid symbolic path for the answer “yes” is  $e_1, e_2$ .

## 3 Dataset Collection

We mainly use Amazon Turk to collect 1.4K high-quality data for learning and evaluation purposes. Specifically, we focus on questions that require reasoning besides simple recognition or perception following (Selvaraju et al., 2020). Furthermore, we augment a larger set of weak supervision dataset

System	Dev Acc.
BLIP-2	81.1
zero-shot Caption + GPT-3	62.7
coco-finetuned Caption + GPT-3	68.0
Ours (GPT-3)	78.0
Ours	71.2

Table 1: InterVQA dev set accuracy comparisons across end-to-end baseline models and our method including variations. Zero-shot BLIP-2 model (Li et al., 2023) is the pretrained ViT-L FlanT5XL version from the original BLIP-2 paper. All captions are generated using BLIP-2 model, with pretrained ViT-L FlanT5XL version and visual-question-answering fine-tuned ViT-L FlanT5XL version. Ours (GPT-3) is a variation of our proposed pipeline, where we pass the intermediate stages to a black-box GPT-3 model.

from the whole (Selvaraju et al., 2020) using the FlanT5 model (Chung et al., 2022).

As shown in Table 2, we test our data quality using the GPT models, by checking whether the GPT model can get the correct answer, given the question, gold visual clues and gold inferences only, without the image. Consider that the val set size is only 225, we believe that the GPT performance is high enough to prove that our annotated data is high quality for the VQA task.

## 4 Experiments

All the experiments are evaluated for the end-to-end VQA accuracy performance. We provide ablation studies on the intermediate stages of symbolic reasonings.

### 4.1 VQA Results

As shown in Table 1, we can see that by adding an intermediate stage of explanations, the model (zero-shot BLIP-2 Caption + GPT-3) suffers from a huge gap from the direct BLIP-2 VQA prediction. However, by using our method, we can achieve much better performance while having a close-to-sota end task result.

## 5 Related Works

### 5.1 Reasoning with LLM

With the rapid development of LLMs nowadays, especially after GPT-3.5 and GPT-4 came out, more and more papers start to study the problem of natural language reasoning with AI models (Wei

Method	few-shot	Dev Acc.
question only	0-shot	14.16
question only	4-shot	48.44
visual clues	0-shot	74.68
visual clues	4-shot	82.67
visual clues + inferences	0-shot	80.69
visual clues + inferences	4-shot	93.78

Table 2: We conduct ablation studies on the collected InterVQA gold data using GPT-3 for final answer prediction.

et al., 2022; Creswell et al., 2023; Yao et al., 2023; Hong et al., 2023). Some papers deploy a retrieve-then-predict format, which are indeed doing the same reasoning process with additional information. (Khattab et al., 2022). These methods have shown large improvement and huge potentials, but cannot be simply applied to the multi-modal area.

## 5.2 VQA Rationales

There have been some attempts in studying VQA rationales (Marino et al., 2019; Schwenk et al., 2022). Also, some works focus on answer consistency using sub-questions (Selvaraju et al., 2020). However, these methods do not provide an interpretable-by-design structure and therefore the intermediate reasonings they make cannot be proved to be the only reason for the final answers.

## 6 Conclusion

In conclusion, we have presented InterVQA, an innovative Interpretable by Design VQA system that tackles the challenge of model interpretability in the multi-modal setting of vision and language. By breaking down the reasoning process into abduction proposals, visual clues, and dynamic inferences, our approach enables a deeper understanding of how the model arrives at a final answer while maintaining competitive performance compared with state-of-the-art black-box VQA systems. To facilitate the development and evaluation of our approach, we have collected a 1.4k dataset using Amazon Turk, focusing on questions that require deeper reasoning abilities. Our results demonstrate the effectiveness of our approach in providing interpretable, step-by-step rationales that can be trusted by humans.

This work represents a significant advancement in the field of visual question answering, as it addresses the pressing need for more transparent,

trustworthy, and understandable AI systems. Our contributions pave the way for future developments in implementing more reliable and interpretability-focused multi-modal AI models. By making AI more accessible and comprehensible to users, we ultimately enhance the potential for beneficial applications across a variety of real-world domains, such as healthcare, finance, and more.

## Limitations

## Ethics Statement

## References

- Tom Brown, Benjamin Mann, Nick Ryder, Melanie Subbiah, Jared D Kaplan, Prafulla Dhariwal, Arvind Neelakantan, Pranav Shyam, Girish Sastry, Amanda Askell, et al. 2020. Language models are few-shot learners. *Advances in neural information processing systems*, 33:1877–1901.
- Hyung Won Chung, Le Hou, Shayne Longpre, Barret Zoph, Yi Tay, William Fedus, Eric Li, Xuezhi Wang, Mostafa Dehghani, Siddhartha Brahma, et al. 2022. Scaling instruction-finetuned language models. *arXiv preprint arXiv:2210.11416*.
- Antonia Creswell, Murray Shanahan, and Irina Higgins. 2023. *Selection-inference: Exploiting large language models for interpretable logical reasoning*. In *The Eleventh International Conference on Learning Representations*.
- Abhishek Das, Harsh Agrawal, Larry Zitnick, Devi Parikh, and Dhruv Batra. 2017. Human attention in visual question answering: Do humans and deep networks look at the same regions? *Computer Vision and Image Understanding*, 163:90–100.
- Radhika Dua, Sai Srinivas Kancheti, and Vineeth N Balasubramanian. 2021. Beyond vqa: Generating multi-word answers and rationales to visual questions. In *Proceedings of the IEEE/CVF Conference on Computer Vision and Pattern Recognition*, pages 1623–1632.
- Yash Goyal, Tejas Khot, Douglas Summers-Stay, Dhruv Batra, and Devi Parikh. 2017. Making the V in VQA matter: Elevating the role of image understanding in Visual Question Answering. In *Conference on Computer Vision and Pattern Recognition (CVPR)*.
- Ruixin Hong, Hongming Zhang, Hong Zhao, Dong Yu, and Changshui Zhang. 2023. Faithful question answering with monte-carlo planning. *arXiv preprint arXiv:2305.02556*.
- Omar Khattab, Keshav Santhanam, Xiang Lisa Li, David Hall, Percy Liang, Christopher Potts, and Matei Zaharia. 2022. Demonstrate-search-predict: Composing retrieval and language models for knowledge-intensive nlp. *arXiv preprint arXiv:2212.14024*.

- Ayal Klein, Eran Hirsch, Ron Eliav, Valentina Pyatkin, Avi Caciularu, and Ido Dagan. 2022. [QASem parsing: Text-to-text modeling of QA-based semantics](#). In *Proceedings of the 2022 Conference on Empirical Methods in Natural Language Processing*, pages 7742–7756, Abu Dhabi, United Arab Emirates. Association for Computational Linguistics.
- Junnan Li, Dongxu Li, Silvio Savarese, and Steven Hoi. 2023. Blip-2: Bootstrapping language-image pre-training with frozen image encoders and large language models. *arXiv preprint arXiv:2301.12597*.
- Ilya Loshchilov and Frank Hutter. 2017. Decoupled weight decay regularization. *arXiv preprint arXiv:1711.05101*.
- Kenneth Marino, Mohammad Rastegari, Ali Farhadi, and Roozbeh Mottaghi. 2019. Ok-vqa: A visual question answering benchmark requiring external knowledge. In *Conference on Computer Vision and Pattern Recognition (CVPR)*.
- Alec Radford, Jong Wook Kim, Chris Hallacy, Aditya Ramesh, Gabriel Goh, Sandhini Agarwal, Girish Sastry, Amanda Askell, Pamela Mishkin, Jack Clark, et al. 2021. Learning transferable visual models from natural language supervision. In *International conference on machine learning*, pages 8748–8763. PMLR.
- Dustin Schwenk, Apoorv Khandelwal, Christopher Clark, Kenneth Marino, and Roozbeh Mottaghi. 2022. A-okvqa: A benchmark for visual question answering using world knowledge. In *Computer Vision–ECCV 2022: 17th European Conference, Tel Aviv, Israel, October 23–27, 2022, Proceedings, Part VIII*, pages 146–162. Springer.
- Ramprasaath R Selvaraju, Purva Tendulkar, Devi Parikh, Eric Horvitz, Marco Tulio Ribeiro, Besmira Nushi, and Ece Kamar. 2020. Squinting at vqa models: Introspecting vqa models with sub-questions. In *Proceedings of the IEEE/CVF Conference on Computer Vision and Pattern Recognition*, pages 10003–10011.
- Kevin J Shih, Saurabh Singh, and Derek Hoiem. 2016. Where to look: Focus regions for visual question answering. In *Proceedings of the IEEE conference on computer vision and pattern recognition*, pages 4613–4621.
- Jason Wei, Xuezhi Wang, Dale Schuurmans, Maarten Bosma, brian ichter, Fei Xia, Ed Chi, Quoc V Le, and Denny Zhou. 2022. [Chain-of-thought prompting elicits reasoning in large language models](#). In *Advances in Neural Information Processing Systems*, volume 35, pages 24824–24837. Curran Associates, Inc.
- Caiming Xiong, Stephen Merity, and Richard Socher. 2016. Dynamic memory networks for visual and textual question answering. In *International conference on machine learning*, pages 2397–2406. PMLR.
- Shunyu Yao, Jeffrey Zhao, Dian Yu, Nan Du, Izhak Shafran, Karthik Narasimhan, and Yuan Cao. 2023. ReAct: Synergizing reasoning and acting in language models. In *International Conference on Learning Representations (ICLR)*.
- Zhuosheng Zhang, Aston Zhang, Mu Li, Hai Zhao, George Karypis, and Alex Smola. 2023. Multi-modal chain-of-thought reasoning in language models. *arXiv preprint arXiv:2302.00923*.

## A Example Appendix

This is a section in the appendix.