

“Un-Equal Online Safety?” A Gender Analysis of Security and Privacy Protection Advice and Behaviour Patterns

Kovila P.L. Coopamootoo
King’s College London, UK
kovila.coopamootoo@kcl.ac.uk

Magdalene Ng
University of Westminster, UK
m.ng1@westminster.ac.uk

Abstract

There are indications in literature that women do not engage with security and privacy (SP) technologies, meant to keep them safe online, in the same way as men do. To better understand this *gender gap*, we conduct an online survey with N=604 U.K. participants, to elicit SP advice source preference and usage of SP methods and technologies. We find evidence of un-equal SP access and participation. In particular, advice from intimate and social connections (ISC) is more prevalent among women, while online content is preferred by men. ISC do not closely associate with nor predict the use of SP technologies, whereas online sources (such as online forums, reviews, specialist pages and technology adverts) and training do. Men are also more likely to use multiple advice sources, that enhances the likelihood of using SP technologies. Women are motivated to approach ISC due to their perceptions of the advisor (such as IT related expertise, experience and trustworthiness) while men approach ISC to evaluate options and seek reassurance for their own practices. This research raises questions about the equity of online safety opportunities and makes recommendations.

1 Introduction

Digital technologies are a powerful driver of gender equality with the potential to give women and girls access to information, opportunities and resources. But the gender divide persists worldwide, often because of social and gender norms and deep-rooted gender stereotypes, resulting in gendered use of technology [7]. However, while the digital divide with respect to gender is said to be decreasing in developed countries [89], literature offers (only) a handful of empirical research that demonstrated that women are poorer in engaging with protective security and privacy (SP) technology although they report more concern [20, 64, 66] compared to men, such as in using firewalls and spamfilters [64], tracking protection [20], or engaging with technical privacy protection [66]. In parallel, there are reports that women are more at risk of online harms

than men [63], and calls by both international and local organisations for action to ensure women’s safety online, such as the United Nation Development Fund (UNDP), which advocates that it is not enough for women and girls to simply have access to technology and digital skills – “*they must also become active agents of change to create a safer and equitable digital future for all*” and have called for a safe, affordable, and inclusive Internet [87]. In the U.K., the regulator of communications, Ofcom, is also urging technology firms to take actions to keep women safe online [62].

So far there has not been much usable SP research effort specifically dedicated to understanding the gender discrepancy, albeit [20, 64, 66]. This paper reports on research providing insights into the characteristics (what) and causes (why) of this gender discrepancy, thereby demonstrating how technology stereotypes [1] and SP stereotypes [91] play out in practice. The first part of our investigation focuses on SP access and use via the research questions:

- **RQ1:** What advice source do individuals use for SP protection, given their gender differences?
- **RQ2:** What SP technologies and methods do women versus men use?
- **RQ3:** How does advice source associate with and impact SP usage, given gender differences?

In the second part, we look into why individuals seek protective SP advice from intimate and social connections (ISC), referring to family / partners, friends, colleagues and social acquaintances and what kind of advice they receive via:

- **RQ4:** For what reasons do women versus men approach ISC for protective SP advice?
- **RQ5:** What type of advice do women versus men receive from ISC?

We focus on ISC advice because while there are indications that advice from ISC may not cover how to use protective SP [56, 93], ISC remains an accessible and popular (and therefore valuable) source [93] and previous research has already looked into the quality SP advice from the web [80].

Contributions. The main distinguishing contribution of this work, vis-à-vis previous research with regards to SP ad-

vice [72, 78, 80] or socially supported SP [56, 60, 93], is our relatively large-scale binary gender focus in SP protection access, in particular from ISC, and its implications on SP usage, thereby complementing and extending the few gender analysis in SP research [20, 64, 66, 91] who have also looked at women versus men, but not addressed advice source. Overall this research (1) provides evidence that women and men have diverging access and participation patterns with SP - which can contribute to the in-equity of online safety and supports arguments of women being more at risk online compared to men, (2) supports local and international calls for action to keep women safe online, and (3) makes recommendations for multi-stakeholder actions.

Summary of Findings. (1) Women access protective SP differently to men. (a) We find evidence that women prefer advice from ISC whereas men prefer online content. (b) Family (only or in combination with another source) is the most reported advice source for women, whereas general research for men. (c) Women are more likely to report not use any advice source, while men are more likely to report using multiple sources.

(2) Women use SP technologies differently to men. Women are more fluent with simple or builtin SP (such as privacy settings, HTTPS, builtin security, security software updates, or passwords) and non-technology methods for SP protection, compared to men who are fluent with a wider spectrum of SP protection, including more sophisticated methods (such as firewall, VPN, anti-spyware, anti-malware, anti-tracking or multiple factor authentication).

(3) Online advice and the number of advice sources influence the use of SP technologies. (a) A preference for advice from ISC does not predict the use of SP technologies, whereas online advice shows 3 to 11 times enhanced likelihood of using SP technologies. (b) An increase in the number of advice sources used, from 1 to 3, gradually increases the likelihood of using SP technologies.

(4) Different motivation for ISC advice. Women are 3 times more likely to approach ISC for SP protection, where their motivation (perceived expertise of advisor, experience and trustworthiness) suggest reliance on ISC, while men approach ISC to evaluate options and seek reassurance for their own practices.

(5) Different themes of SP advice. A higher % of women receive authentication advice, whereas a higher % of men receive malware, fraud and communication / network privacy advice.

Note. This paper does not make value judgements on sources of SP advice. And ISC advice is not inherently poorer than online advice.

2 Background

In this section, we look into literature addressing security and privacy (SP) inequities, review previous work on SP advice,

as well as social connections in relation to protective SP.

2.1 (Gender) Inequity in Security & Privacy

While the digital divide broadly conceptualises how societal diversity impart differential technology access, skills and outcomes, that reinforces societal inequalities [89], research across disciplines has touched on inequity with respect to privacy [13, 76], with particular mention to gender [4, 20, 50, 64, 66].

First, a handful of recent research has conceptually addressed privacy inequality, in particular using the conceptual scholarship of the digital divide to discuss how privacy contributes to deepening or reproducing one's social standing, framing privacy inequity as a cause or consequence of unequal digital participation [67], and arguing how the unequal distribution of privacy is a societal problem, where online privacy is sensitive to social inequalities pertaining to age, education and gender [13], and how trusting others with personal data, concerns about negative or exploitative online experiences, and feelings of control over one's data, influence differential web uses [76].

Second, feminist perspectives have a long standing of questioning whether online privacy is on the same side for women as it is for men [4, 50]. In particular, that historically women have had the 'wrong kind of privacy' such as isolation and confinement, while what they merit morally and politically are 'the right kinds of privacy', namely, meaningful opportunities for choice-ful seclusion, intimacies, and legal rights of decision about personal life and health, where this true privacy for women would further equality and entail radical transformation [4, 5].

Third, empirical research has highlighted that even though women are more concerned than men about their privacy online, they are less likely to engage with protective technologies [8]. In particular, women are more likely to report using less technical, non-technology and simple means to protect themselves online, compared to men who employ more diverse technology means [20, 64, 66]. Self-reported cybersecurity behaviour also differ between the gender of employees in organisations [6] and in general individuals hold gender stereotypes with regards to SP, where men are expected to be more engaged with SP topics or to behave in SP-enhancing ways, while women are expected to have poor SP confidence [91].

2.2 Security & Privacy Advice Source

Previous research has evidenced that individuals access security and privacy (SP) advice from various sources, often covering various aspect of SP. Advice sources and ways for individuals to learn about SP can be considered as (1) informal while referring to family, friends [23], coworkers [70], peers [60], or news articles; (2) semi-formal referring to webpages from

third parties (including online Government webpages, retailers, vendors of software or security-, privacy-focused organisations such as Privacy International) [34, 42, 72]; and (3) more formal sources including training and education.

While a high percentage of internet users are not aware of protective SP technologies online [18], other SP information such as the source of threats, how they materialise and their consequences may be gained from informal sources. In particular, personal stories from non-experts (family, friends, peers) have been seen to focus on who the source of threat is, while news articles focus on noteworthy descriptions of incidents and advice relevant to the wider society [72]. Of semi-formal sources, webpages are thought to be most authoritative, with their aim to educate Internet users who turn to these when seeking expertise online. They communicate concerns that organisations or governments think non-experts should be aware of, such as Privacy International [71], the Electronic Frontier Foundation [26], Microsoft [54] or the U.K.'s National Cyber Security Centre [57].

In general [77], within households [56], for particular demographics [53, 56, 59, 61], or in technology contexts involving collective ownership of personal information such as social media and smart homes [24, 61], family, friends or colleagues have been found to be a prevalent source of SP advice. Within SP protection contexts such as choosing passwords, authentication, antivirus use, software updating, device / software prompts have been seen as a prevalent source of advice, followed with online sources, print, TV news or articles and online forums [77].

2.3 Social connections & Protective SP advice

The social dimension of protective behaviour is grounded in the individual's *social capital*. Social scientists share the understanding that social capital consists of resources embedded in social relations and social structure, which can be mobilised when individuals wish to increase the likelihood of purposive actions [49]. In particular, social capital is the total actual or potential resources individuals have access to through their social network [11], and it includes physical, emotional (instantiated as emotional or social support) and informational (such as advice or novel information) resources [49]. Social capital has been investigated with regards to SP, in the context of negotiating privacy and information disclosure on social network sites [14, 27, 86], while recent research has conceptualised how social groups (intimate relationships, families and households, social acquaintances and the public) influence others' SP behaviours, in particular via reliance on these social connections for advice and knowledge [93].

Within households: Members of households providing informal support to those within the household, have been referred to as *SP stewards* or *self-appointed technology managers* [23, 56], who support less technically versed household members (such as older adults) and may also establish guide-

lines for technology usage for the whole family [56]. However SP stewards are themselves not SP experts and may have gaps in knowledge, and often do not focus on SP technologies (tools and settings) but around past experiences. They may also impose their threat and protection models on household members and control technology use, thereby suggesting paternalism and loss of digital agency. For younger age groups, parents have been seen to provide advice and help to their children [47]. Overall, it is thought that those with lower internet skills take advice from family and friends and engage in fewer SP practices, thereby potentially increasing the vulnerability of these disadvantaged users [77].

Outside the home: Older adults are thought to seek advice from peers such as *cyberguardians*, who are members of a community providing peer-to-peer SP support [60], and who prioritise the availability of a provider of information [59, 61]. Protective SP information from social circles has also been found in notifying others about what has been experienced [23], learning lessons from others' shared stories [73], seeking out information in response to security incident [75], or being influenced by others' security feature adoption such as on social media [24]. In addition, those with higher internet skills and socio-economic status are thought to take advice from their workplace and have the technical skills to learn from experience [77].

While overall, user characteristics including age [56, 60], education level [78], skills and socio-economic status [77] impact from whom individuals take SP advice, and the advice source in turn impacts the type of advice individuals receive and consequently their experience of SP [78], to our knowledge, previous research efforts have not focused on how women versus men receive, seek or gain SP advice and how such behaviour impact their protective behaviour.

2.4 Research Gap & Contributions

First, this paper expands the third category of research described above in Section 2.1, empirically extending knowledge on the previously identified 'gender gap' [20, 64, 66], but differs from them with a focus into the advice seeking and broad usage behaviours named by participants themselves within a U.K. sample. In comparison, Wei et al. looked into the biased assumptions and stereotypes people hold about SP behaviours with a U.S. sample [91], Coopamootoo et al. focused on feelings and behaviour with regards to online tracking only with a U.K. and European sample [20], Oomen & Leenes looked at how risk perceptions associate with behaviour across pre-defined SP strategies such as anonymous remailers within a Dutch sample [64], and Park investigated how privacy behaviour and confidence differ by gender across a U.S. sample [66]. In addition, we look into inequity in both access and outcome, thereby also contributing to the digital divide literature [89].

Second, this research also complements the growing usable

SP literature investigating SP advice source [80] and social SP [93], in particular research from (1) Rader et al. about diverse type of SP advice across sources [72], by providing a granular view of how SP advice source choices link to protection; (2) Redmiles et al. about the impact of socio-demographics on advice source preference and the prevalence of a security divide across skills level [78], and Geeng et al. about the barriers to the effectiveness SP advice for the LGBTQ+ community [35], by providing a deep binary gender analysis; (3) Redmiles et al.'s suggestion that individuals may feel that ISC are experts [77], by providing a granular view of the reasoning for choosing ISC advice versus not; and (4) Murthy et al.'s [56] and Nicholson et al.'s [60] qualitative investigation on how social connections support SP protection, by providing a larger sample study with mixed methodology.

3 Method

We designed and conducted a user study via an online survey methodology in May 2021.

3.1 Survey Design

The first page of the survey consisted of an information section, followed by opt-in consent. This was followed with five parts of mandatory questions as described further.

Part 1: We elicited engagement with SP via an open-ended question “*What privacy and security methods or tools do you most often use online?*”, inviting participants to name three to five of them, similar to previous research where participants were found to provide between three to five privacy methods when queried [18].

Part 2: We queried participants about the ways they become aware of SP methods and technologies via another open-ended question “*How do you usually become aware of, learn about or find technologies/methods for protecting your privacy and security online?*”, inviting participants to name all the sources they use.

Part 3: We then asked participants if they would approach ISC if they needed SP advice, via a Yes/No response, followed with an open-ended question on their reasoning. The questions were set as “*At any time, if you need advice/help to protect your privacy and security online, do you usually approach your intimate and social connections (such as family, friends, coworkers) for help?*” and “*Please explain why you replied Yes or No to the previous question.*”

Part 4: We further queried into the example and type of advice they had received before, via “*If you have received advice/support from intimate and social connections, about technologies/methods to protect your privacy/security online, please provide examples of these advice/support.*”

Part 5: The last section of the survey consisted of (1) demographic questions on age, gender and computing/IT background; followed with (2) a digital skills questionnaire via Van

Deursen et al.'s Internet / digital skills instrument across 5 skill types, as provided in [88], which consists of 35 items, organised across 5 digital skills (operational, information navigation, social, creative and mobile), administered with a 5-point Likert from ‘Not at all true of me’ to ‘Very true of me’. Compared to previous research on the influence of *technical skills* (measured via technical web skills [40]) on advice source preference [77], our choice of the digital skills instrument [88] follows Helsper’s theoretical model of the digital divide [41], with attention to the relationship between digital skills and engagement with ICT, and whose development involved a U.K. sample [41, 88]. (3) We also administered Franke et al.’s Affinity for Technology Interaction (ATI) scale [32] (to our knowledge novel in the SP context), which consists of 9 items, administered with a 6-point Likert from ‘completely disagree’ to ‘completely agree’. ATI assesses individuals’ tendency to actively engage in intensive technology interaction (that is how they would approach, avoid or cope with new technical systems) [32], as a key personal resource for coping with technology. In technology interaction, ATI is manifested as a tendency to approach and explore new systems and functions more actively for problem-solving, versus a tendency to avoid interaction with new systems to prevent experiencing problems with technical systems.

We note that Prolific selection criteria was set to women and men only, but the gender survey question was open to ‘women, men, non-binary or other’. with only 1 participant identified as non-binary (not considered in analysis).

3.2 Participants

We recruited $N = 600+$ participants via Prolific Academic’s UK sample pool. The study lasted between 10 -15 minutes. Participants were compensated at a rate of £7.5 per hour.

After removing 14 incomplete responses and 1 response self-reporting as non-binary, we ended up with a sample of $N = 604$ participants, with 89% identifying with white ethnicity. Our sample was balanced with the binary gender of men and women, with approximately 50% women and 50% men (more specifically $n = 303$ women and $n = 301$ men), to expand knowledge on the previously identified gender gap which specifically compared women to men [20, 64, 66]. We also balanced our sample across age, with approximately 10% of participants across each of 10 age groups from 18 to 65+, because previous research has shown that age impacts where individuals gain SP advice, with a particular influence on whether they gain advice from family and friends [23, 56, 59, 60].

The sample had a higher proportion of university graduates (at 51.1%) than the UK population (noted at approximately 42% [22, 31]), including 38.2% of university degrees at undergraduate level, 11.8% at masters level and 1.5% at doctorate level. Education level was similar across gender, as shown in Table 5 in the Appendix, where 51.2% of the women group

versus 51.9% of the men group, had a university degree (undergraduate to PhD combined). This differs from the U.K. population, where women are more likely to go to university than men [2, 12, 68].

Overall, 16.5% of participants ($n=100$) reported to have an IT / computing background, that is to have education or to work within the field of IT, computer science or computer engineering, which pertained to approximately 10% of the women group and 23% of the men group. The gender difference in IT / computing background in our sample is much smaller than that in the U.K. population [92]. (Note that in the results reported in Section 4, the gender differences observed were the same for the whole $N=604$ and the $n=504$ without IT / computing background.)

We also measured participants' digital skills via Van Deursen et al.'s Internet / digital skills instrument [88] (detailed further in Section 3.1) across 5 skill types. There was no difference in information navigation, social and mobile digital skills, but there was a slight difference in operational (mean difference = 1.7) and creative (mean difference = 3.5) digital skills, between gender. The scale reliability Cronbach α across the 5 digital skills varied between .824 to .910. In addition, employing Franke et al.'s Affinity for Technology Interaction (ATI) scale [32] (detailed further in Section 3.1), we observed a significant difference in ATI between our women ($M = 3.37$, $SD = .92$) and men ($M = 3.86$, $SD = .97$) participants, with men responding with higher ATI ($p < .001$). ATI had a Cronbach α of .825.

3.3 Ethics

Our study protocol was approved by Newcastle University's Ethics Board before the research commenced. We also followed the ethics guidelines of King's College London, where the first author was based, for the full data analysis and write-up phases.

We sought participants' opt-in consent for data collection prior to their responding to the questionnaire and did not collect identifying information. Participation in the study was voluntary and anonymous and our participants could drop out of it at any stage.

3.4 Data Analysis

We employed both qualitative and quantitative analyses, that we describe in this section.

Qualitative. The free-form responses collected for parts 2 to 4 of the survey were analysed via a process of inductive content analysis [58, 83], where for each question, we (1) read each response, extracted themes and synthesised responses across categories, (2) developed a codebook which was iteratively refined, (3) coded all the responses with the help of 2 coders, and (4) computed inter-rater reliability (IRR). Part 1's

elicitation of SP methods and technologies followed a simple identification of the SP method named.

Our coding approach provided evidence of the presence of codes, which does not provide evidence for their absence. We alleviated the potential effects on our findings by specifically asking participants to say whether they do not use or are not aware (that is have no knowledge of having used an SP technology or method), and similarly for advice source, as detailed in Section 3.1 and the questionnaire in the Appendix.

Part 1-SP methods and technology use: Overall, we collated participants report of SP usage to a total of 26 distinct tools and methods. We categorised the tools and methods according to *technological* methods and *non-technological* methods (summarised in Table 7 of the Appendix). We define *SP as technologies* that rely on algorithms, or software programming. In other words, this is where the technology itself has the ability to protect one's privacy and security. We define *non-technological SP methods* as comprising of human behaviours and strategies.

Part 2-Advice Source for Protective SP: We find that individuals become aware of, learn about or find technologies/methods to protect their security and privacy via a list of sources, including those named within previous research [72, 77–79, 93]. We identified (i) a family, friends, co-workers and other social connections category, similar to [56, 61, 93], that we group under *intimate and social connections* [note that family included partners, parents, children or siblings]; (ii) an online content category (similar to [72, 80]) and (iii) an 'other methods' category, that included news and training, as summarised in Table 1. IRR Cohen $k = .950$.

Part 3-Motivation for seeking ISC advice: We categorised participants' rationale for choosing ISC advice as (i) perception of the technology skills and experience of their ISC, (ii) perception of the qualities (such as trustworthiness, availability, helpfulness) of their ISC, (iii) perception their own skills or (iv) other reasons. We categorised participants' responses for deliberately not choosing ISC advice according to (i) their reference to their own skills such as self-reliance and confidence or (ii) other reasons such as a preference for another source. This complements previous research suggesting that individuals use SP advice sources based on their own education skills [77], their trust and convenience perceptions of these sources [77], and the perceived skills of ISC who may not actually be SP experts [56]. IRR Cohen $k = .861$.

Part 4-Example Advice from ISC: We categorised participants report of SP advice received from ISC as (i) specific to an aspect of SP or (ii) general. Specific SP advice referred to an aspect of SP protection, such as authentication, anti-malware, SP of communication, email and others, as described in Table 11 of the Appendix. Responses in the general advice category did not mention a specific SP aspect, but rather included general SP aspects, such as best practices, how to keep safe online, warnings, installations, or to do it for the participant (Figure 8). IRR Cohen $k = .907$.

Quantitative. The occurrence of the themes across gender, advice source, and SP use (methods / technologies) were used in visualisations to depict quantitative differences, χ^2 tests and multivariate analysis to depict associations, and logistic regressions to show predictive influence. We tested regression assumptions, for example computing the collinearity statistics with the list of sources (referring to regression results in Section 4.3.2), where VIF ranges from 1.02 to 1.14 across sources, signifying poor correlation between sources. In addition, given the lack of prior estimates of the effect of gender on SP sources, we used the rule of thumb of >500 participants and at least 10 cases per IV. Further, we note that content analysis has similarly contributed to empirical research [10, 43, 46], including large scale quantitative research in the area of SP [18–20, 53].

3.5 Limitations

Participant characteristics: The sample had a level of digital skill to enable an account on Prolific platform and was more highly educated than the UK population. A different sample may show variation in SP access and engagement.

Data elicitation: This study relies on self-reports, where the particular SP context may be fraught with gender stereotypes about confidence [91], resulting in over-reporting of technology engagement by men and under-reporting by women. In addition, social desirability bias may have diverging influence between genders, where women admit more to receive advice from ISC, or to more likely remember receiving help from family, thus conforming to help-seeking stereotypes across genders. The impact of stereotypes on our findings is further looked at within the Discussion Section 5.

Self-report surveys have nonetheless been a key method of gathering insights into SP experiences over the years, including research on SP advice [77] and SP usage [18], relevant to this research, and widely used to elicit rich insights into human experiences, perceptions or stereotypes in SP research [18, 77, 78, 91].

Analysis: Our coding for the presence of codes may be argued to come with limitations, which we discussed in Section 3.4. However we note that our questions were mandatory and had an option for ‘don’t know’, ‘none’ or ‘other’.

4 Results

4.1 Advice Source Preference

We investigate RQ1, that is, what advice source(s) do individuals use for SP protection, given their gender differences, via 2 stages: (i) we first describe the categories and types of sources named by participants (we refer to responses from women participants as W# and M# from men participants); (ii) we then look into the gender differences in source type preference, number of advice sources used, including the patterns

Table 1: Categories and Example Source (N=604)

Category	Advice Source	% Participants
Intimate & Social / Connection	family	16.7
	friends	16.1
	face-to-face / offline	5.8
	‘from work’ colleagues	4.5
Online content	General research e.g. Google	27.0
	Specialist pages e.g. Techcrunch	11.1
	Online reviews and recommendations	8.9
	Tech adverts, shared company info	8.6
	Social media content e.g. YouTube, Twitter	7.9
Other methods	Online forums e.g. Reddit	7.6
	News, TV shows	10.8
	Training	5.0
	System prompts and settings	3.1
None	Consumer magazine	0.8
	Don’t know	16.0

of multi-source usage.

4.1.1 Description of Advice Sources Used

We summarise the categories and types of advice source in Table 1, describe them below and provide example responses in Table 9 in the Appendix.

Intimate & social connection / face-to-face 37.9% participants reported the ISC category of advice source, with family and friends most named, as shown in Table 1. ‘Family’ include asking or receiving advice from participants’ children, partner, sibling or parent. Friends and colleagues are self-explanatory. ‘From work’ include participants speaking about finding out about SP methods and technologies from work, referring to their employers, and workplace practices / recommendations, and ‘face-to-face/offline’ included participants supported by a known contact outside of their family, friends or work realms.

Online Content 53.6% participants reported to gain protective SP advice from online content, including general Internet searches, by accessing specialist pages, through online reviews and expert recommendations, advice in online forums and content shared on social media.

- General research: (a) using an Internet search (Google) or (b) starting with a general search that then leads to other online contents offering a comparison or review of protective methods, or (c) explained that they research for protective SP when perceiving a threat.
- Specialist pages: reports of using technology webpages and blogs, or webpages providing targeted SP protection advice.
- Online reviews or recommendations: mentions of expert reviews/recommendations.
- Technology adverts and shared company information: (a) technology adverts, (b) targeted emails / information sent by technology companies or service providers, (c) reputable brands or retailers.
- Social media content: SP advice shared on social media generally, or shared informally by people they may not personally know or more formally by an organisation such as the police.

- Online forums: general mentions of online forums, technology related forums or Reddit in particular.

Other methods 18.8% participants reported finding protective SP advice via other media such as the news, shows on TV, training, prompts via their software or device, or from consumer magazine.

- News & TV shows: refer to newspapers, general or technology focused online / TV news, and TV documentaries or programmes.
- Training: (a) attending a course or training at school or as part of their work organisational requirement or (b) have a computing / SP background, (c) from their own (IT/SP related) role at work thereby implying training.
- System prompts and settings: (a) to 'wait' to be prompted / be advised by the software / device they use or (b) just look into their privacy/security settings.
- Consumer magazine: non-IT magazines targeting consumer such as 'Which?' in the U.K.

None: Responses were categorised as 'none' when participants claimed to (a) not be aware of SP tools and methods or to not look for any advice; and (b) to not look for SP but to use what is perceived as already integrated in their device.

4.1.2 Gender Patterns & Differences

We *first* visualise participants' overall responses about preference for SP advice sources across gender, *second* we compute a binomial logistic regression depicting gender differences, and *third* we compare multi-advice usage across gender.

Visualisation of Gender Patterns. Figure 1 (supported by Table 6 of the Appendix) shows clear patterns of differences between women and men, namely that

- a higher proportion of those reporting sources in the ISC category, that is, their family, friends, offline advice (such as a computing support person they know), colleagues or from work practices, are women compared to men;
- a higher proportion of those reporting to find out about SP methods and technologies via the online content category, such as general research, specialist pages, online forums and reviews, technology adverts or shared online contents, are men compared to women; and
- among those reporting advice from friends, approximately the same proportion are men and women.

In interpreting Figure 1, we note that the proportion depicted is based on the number of participants reporting each advice source (that is the base rate), as shown by Table 6, where for example that more than twice the number of participants reported to consult family (n=101) than to use shared online content (n=48) or online forums (n=46). Although the number of men reporting shared online content versus family, is only n=8 higher, we still note that twice the number of men reported shared online content than women and three times the number of women reported advice from family than men.

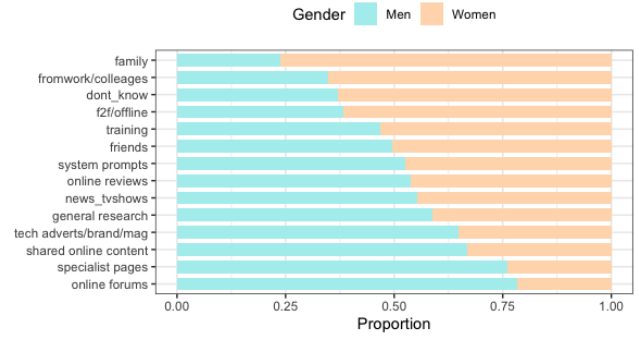


Figure 1: participant named sources across gender

Regression Model. We compute binary logistic regressions with independent variable (IV) women versus men (categorical variable and men as baseline) and dependent variable (DV) each of the advice sources (categorical variable set at 1 when the advice source is named, and 0 when not named). The models with family, work/colleagues, general research, specialist pages, online forums, shared online content and technology adverts are statistically significant (as highlighted in Table 2), meaning that the model with gender as predictor fits the data significantly better than the intercept only models. Compared to men, women are nearly 4X (OR = 3.93, $p < .001$) and twice (OR = 1.97, $p = .029$) more likely to report family and work/colleagues respectively as SP advice source. However, women are also 40% to 75% less likely than men to report advice source from the online content category, in particular general research ($p = .007$), specialist pages ($p < .001$), online forums ($p < .001$), shared online content ($p = .014$) and technology adverts ($p = .018$) (that is men are between 2 to 4 times more likely to report these advice sources). These findings loosely corresponds to previous indicative research [53] and compares with previous research linking lower education with lower likelihood of coworkers or government websites as advice source [78], where our gender groups had comparable education level.

Computing/IT Background. For the subsample *without* computing/IT background (n=504), gender predicts advice source preference similarly as in Table 2, and in addition: women are significantly more likely to receive advice from training than men.

For the subsample *with* computing/IT background (n=100), the only significant models involve women 5.9X more likely to receive protective SP advice from family than men, who are 6.9X more likely to receive it from online forums than women.

Multi Advice Use. Table 3 shows that 15.7% of participants report to not be aware or to not use any SP advice source and nearly 50% report to use only 1 source while the rest report to use more than 1 advice source for SP protection. A higher

Table 2: Regression results depicting the likelihood of women (compared to men) reporting to use each advice source. Statistically significant models at $p < .05$ are highlighted. OR refers to odds ratio between women and men (the baseline), CI is the confidence interval, and p-value refers to effects of gender.

Source	OR	95% CI	p-value	
family	3.93	[2.41 - 6.42]	<.001	***
friends	1.07	[0.66 - 1.57]	.940	
from work / colleagues	1.97	[1.07 - 3.63]	.029	*
f2f / offline	1.65	[0.81 - 3.36]	.168	
general research	0.61	[0.42 - 0.87]	.007	**
specialist pages	0.27	[0.15 - 0.49]	<.001	***
online forums	0.25	[0.12 - 0.52]	<.001	***
online reviews	0.84	[0.48 - 1.48]	.552	
shared online content	0.47	[0.25 - 0.87]	.014	*
tech ad / brand / mag	0.50	[0.29 - 0.89]	.018	*
news / tv shows	0.78	[0.46 - 1.30]	.344	
training	1.14	[0.55 - 2.39]	.722	
system prompts	0.89	[0.36 - 2.22]	.804	

Note: Significance codes of '***'.001, '**'.01, '*'.05

Table 3: % women and men reporting to use zero to multiple advice sources for SP protection

# of advice sources	% Overall	% Women	% Men
Not aware / not use	15.7	19.8	11.6
One source only	47.7	47.9	47.5
Multiple sources	36.5	32.3	40.8

% of women than men report to not be aware or to not use any SP advice source, while a higher % of men report to use more than 1 advice source.

We visualise women’s versus men’s usage of multiple advice sources in Figure 2. Again, we notice differences across gender, namely that (1) a higher % of women compared to men gain SP advice **only** from either family (13.9%), friends (4%), an offline source (3.6%), colleagues or work (4.3%); (2) a higher % of men than women gain advice **only** from the advice sources from the ‘online content’ or ‘other methods’ categories, except for online reviews - with 13.3% naming general research, 5% specialist pages and 4.7% online forums only; (3) general research is the most used advice source in combination with another advice source for both men and women; (4) general research (only or in combination with another source) is the most used advice source for men, whereas family (only or in combination with another source) is the most used advice source for women,

4.2 Security & Privacy across gender

We investigate RQ2, that is, what SP technologies and methods do women versus men use. We provide the full list of SP technologies and methods named by participants in Table 7, Appendix C, and summarise the usage differences between men and women here: in Figure 3, we notice that a higher proportion of men engage with more technological SP, while

women have less sophisticated SP behaviour in engaging with builtin type SP and using non-technology methods more than men.

We find that men are significantly more likely to engage with technology SP, with $\chi^2(1) = 16.746$, $p < .001$, while women are significantly more likely to report not engaging with SP method, with $\chi^2(1) = 11.461$, $p = .001$. There is no significant difference across gender for non-technology SP. This is supported by the contingency Table 8, Appendix C, that summarises women’s versus men’s engagement with SP methods.

4.3 Implications of Advice Source Preference

We investigate RQ3, that is how does advice source associate with and impact SP usage, given their gender differences.

4.3.1 Association of Advice Source and SP usage

We investigate the statistical association between advice source and use of SP technologies and non-technological methods across gender via a Correspondence Analysis (CA) [39] and depict the strength of association in the spatial map in Figure 4.

We find significant association between SP and advice source, with $\chi^2 = 551.203$, $p < .001$, where the first dimension (Dim1) accounts for 43.92% of the variance in the data while the second dimension (Dim2) accounts for 12.70%. Together these two dimensions account for 55.62% of variability. The proximity of same colour points demonstrates their similarity in Figure 4, where advice sources (red points) that are closer together on the map have similar SP technologies and methods usage profiles, than those that are further apart, while the proximity of red-blue points demonstrate their association. Figure 4 intuitively shows a range of advice source (red points) with different qualities from (1) not knowing on the left (depicted by ‘don’t know’); to (2) socially connected advice sources (depicted by ‘family’, ‘friends’, ‘from work and colleagues’ and ‘f2f_offline’ sources); to (3) advice sources potentially involving more complex skills (depicted by ‘training’, ‘specialist pages’ and ‘online forums’) on the far right. The spatial map is intuitive in showing that the ‘don’t know’ end of Dim1 (negative end of x-axis) is more closely associated with not using any SP technologies and method (depicted by ‘donotremember-nothing’). In comparison, the socially connected advice sources of Dim1 are closer to ‘other non tech’, ‘other tech’, privacy and security settings (usually builtin), other security practice, passwords, builtin security (as well as limit engagement and not opening dodgy emails), and the women gender group. ‘News and TV shows’ is more closely associated with firewall, 2FA/MFA authentication. Furthermore, the more complex skills end of Dim1 (with training, specialist pages and online forums as advice sources) is closely associated with anti-malware, VPN, anti-tracking

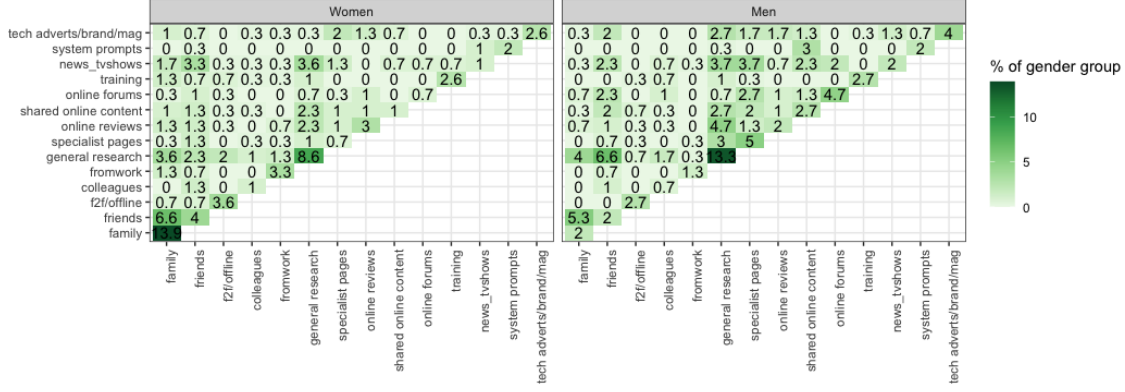


Figure 2: % of multiple advice source usage across gender

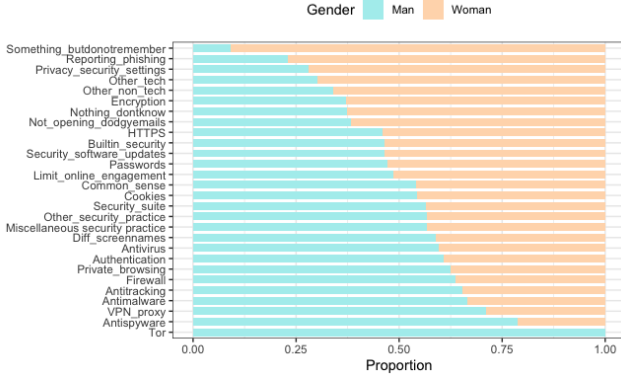


Figure 3: proportion of women & men who named particular SP technologies and methods

or anti-spyware, and the men gender group.

4.3.2 Impact of Advice Source on use of SP technologies

We investigate how do advice sources predict the use of SP technologies (1) by the type of advice source and (2) the number of advice sources used.

Advice source type. We choose to focus on SP technologies rather than the combination of technologies and methods, to assess how the different advice sources impact use of technologies in particular.

We aim to compute a binomial logistic regression with the dependent variable ‘using at least one SP technology’ versus ‘not using any SP technology’ and with advice sources as predictors. We observe the phenomenon of ‘quasi-complete separation’ [51, 74, 94] in our data, where the explanatory variable almost perfectly predicts the binary outcome variable [3]. In particular, we find that advice sources such as training, online forums, online reviews, specialist pages and system prompts have *only 1 or 2* participants not using SP technologies, and shared online content has ‘less or equal to

5’ participants not using SP technologies as shown in Figure 7 of the Appendix, while most participants using these sources reported to using an SP technology.

Separation is a common problem in applied logistic regression with binary predictors [94], that can be addressed via a bayesian logit regression [36, 37] with a weakly-informative Cauchy (0, 2.5) prior distribution to regularise the coefficients, as suggested by Gelman et al. [36]. We set up a bayesian logit regression using the *bayesglm* from the *arm* package in *r* [38]. The model is significant with $R^2 = 12.4$, AIC 538.29. Table 4 reports that while advice source under the social connections category (such as family, friends, colleagues, from work or another offline contact) do not significantly impact use of SP technologies, advice sources under the ‘online content’ and ‘other methods’ categories significantly predict the use of SP technologies. For example, those who learn about SP technologies from training, are nearly 10 times more likely to use the SP technology than those who do not learn from training, with $OR = 9.62$, $p = .007$, those who learn about SP technology from online content such as general research, specialist pages, online forums, online reviews are approximately 3X, 8X, 11X, 6X respectively, more likely to use SP technology, compared to those who do not gain advice from these sources. We also find that individuals benefitting from advice from adverts or targeted information from reputable technology companies, banks or consumer magazines are 5 times more likely to use SP technologies, with $OR = 5.21$, $p = .004$, compared to those who do not gain advice from these sources.

Number of advice sources. We compute a binomial logistic regression model with predictor variable the number of SP advice sources used and target variable ‘using at least one SP technology’ versus ‘not using any SP technology’. The model is significant with $\chi^2(3) = 57.263$, $p < .001$. It has a good fit ($C = .678$), model accuracy of 80.8% and R^2 between 9.0% (Cox & Snell) and 14.5% (Nagelkerke). We find that compared to those not using any SP advice source, those using a single source are 5.4X with $p < .001$, those using 2 sources are 7.1X with $p < .001$ and those using at least 3 advice sources

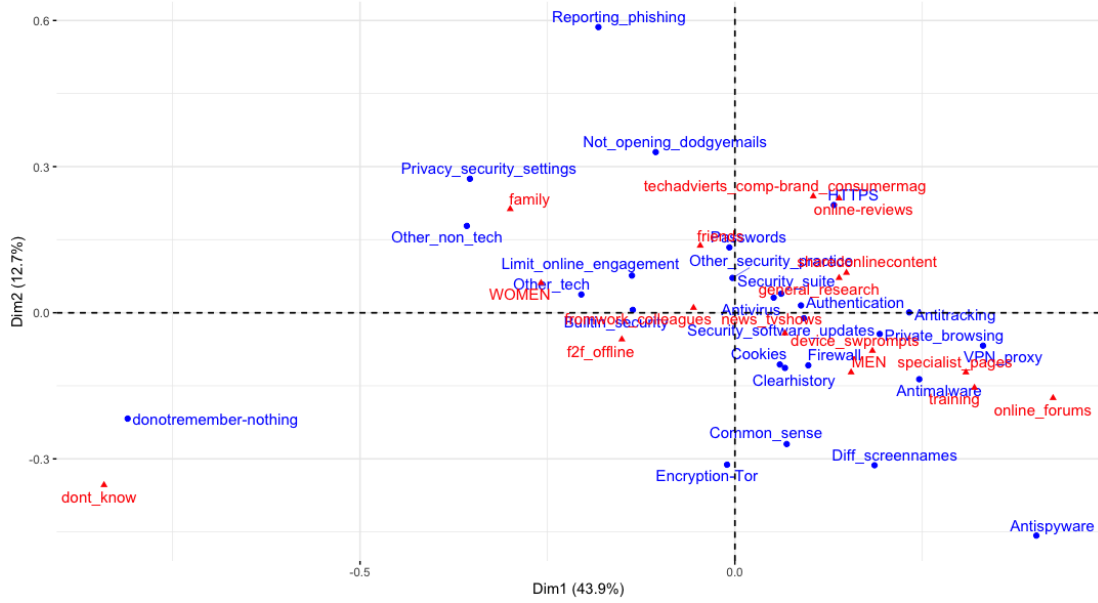


Figure 4: Spatial Map of Association between SP Technologies & Methods (in blue) and Advice Sources (in red)

Table 4: Bayesian logistic regression for using protective SP technology versus not.

Predictors	OR	p-value
family (vs not)	1.10	.734
friends (vs not)	1.43	.252
work_colleagues (vs not)	1.28	.530
other f2f_offline(vs not)	1.17	.717
general research (vs false)	2.99	<.001 ***
specialist pages	8.08	.002 **
online forums	11.13	.004 **
online reviews	5.61	.011 *
shared online content	2.08	.139
ad/info from companies & consumer mag	5.21	.004 **
news	1.05	.909
training	9.62	.007 *
system prompts and settings	3.53	.076

Note: Significance codes of '***'.001, '**'.01, '*'.05

are 9.1X with $p < .001$, more likely to use SP technologies.

4.4 Motivation for ISC advice

We investigate RQ4, that is, for what reasons do women and men approach ISC for protective SP advice. Overall 63% (n=382) of participants responded *Yes* to approaching ISC for protective SP information and advice, while 37% (n=222) responded *No*. We *first* describe the rationales provided by participants and *second* we look into gender patterns in these rationales.

4.4.1 Description of Rationales

We categorise and describe the rationales given for approaching or not approaching ISC below and providing example

responses in Table 10 in the Appendix.

Yes to approaching ISC for SP. Participants' reasoning for approaching ISC for protective SP is categorised under perception of ISC skills, ISC qualities, participants' own skills, or 'other'.

ISC skills. 39.3% participants referred to perceived ISC skills, most of whom spoke of general knowledge, skills, experience or IT work, and few to SP skills in particular.

- *(General) Knowledge of ISC:* (a) knowledge in general terms, (b) expecting their ISC to have more knowledge than them, or (c) somehow pointing to 'area of expertise' without being specific of SP.
- *Technology skills of ISC:* (a) mostly in general, (b) a few named security.
- *ISC work in IT:* (a) broad mentions of working in IT / an IT-related field, (b) pointing to an area of computing (but not security), or (c) very few responses including working in security. [(a-b) do not guarantee SP expertise]
- *Experience of ISC:* (a) perceived ISC experience in broad terms or (b) ISC would have had experience of identifying the best tools / methods in the past.
- *Up to date:* ISC aware of the latest in technology development.

ISC qualities. 16.2% spoke of perceived qualities of ISC including:

- *Trustworthy:* (a) trusting ISC or ISC advice in general or (a) trusting ISC because of their perceived skills and experience.
- *Easy to access:* ease of access to ISC advice or quick contact.

- *Helpful*: (a) ISC being helpful or helps them or (b) offering good / helpful advice.
- *Available*: (a) availability of an ISC they can ask for help or (2) that their ISC is (always) available for such things.
- *Reliable*: specifically that their ISC is reliable.

Participant’s own skills. 7.1% of participants referred to their own skill level, in particular that (1) they need help or needing particular advice or information that they cannot find by themselves, (2) they lack SP knowledge or (3) have poor confidence.

Other reasons. 10.6% gave reasons that were different from the categories defined above, such as:

- *Hear options/mutual*: (a) to find out about the options available, (b) about the mutual sharing of advice and experiences.
- *Reassurance*: approach ISC (a) for a second opinion, (b) for reassurance or to ensure the correctness of their SP practice, or (c) to avoid making mistakes.
- *Other/none*: a small number of participants provided miscellaneous statements that do not fall into the reasons named above.

While advice from ISC is not necessarily risky advice, unfortunately the heuristics named by women participants, such as work in IT, trustworthiness, or ease of access (complementing previous research [79]), do not guarantee ISC actually have SP skills to advise and enable learning, with previous research noting that family are not necessarily SP experts [56]. In contrast the men’s rationale indicate a more analytical dialogue (such as evaluating options).

No to approaching ISC for SP. Participants’ reasoning for *not* using their ISC for protective SP information is categorised under perceptions of their skills and other reasons, described below.

Participant’s own skills. 17.5% of participants provided reasons referring to their better skills, their self-reliance or their confidence.

- *Self reliance*: (a) they prefer to rely on themselves, (b) that they can figure out SP protection on their own.
- *Better skills*: (a) that their own (technology) skills were more advanced than that of ISC, (b) that ISC know less than them / did not have the skills.
- *Confidence*: being confident in finding SP information or in their ability.

Other reasons. 19.5% of participants referred to other reasons to not approaching ISC for SP protection, such as (1) preferring other sources (such as online sources), (2) not needing help or other reasons such as not encountered issues (3) that they are the ones helping others.

4.4.2 Gender Patterns & Differences

75.9% of the n=303 women participants and 50.5% of the n=301 men participants responded with *Yes* to approaching

ISC for protective SP information and advice. We looked into the association between gender and approaching versus not approaching ISC via a χ^2 test. We find a significant association between gender and whether individuals usually approach ISC, with $\chi^2(1) = 41.939$, $p < .001$, Cramer $V = .264$.

Of those who reported *Yes* to approaching ISC, a higher proportion of women than men were motivated by the following perception of their ISC: general knowledge of ISC, ISC being up to date with latest technologies, ISC working in an IT related field, their technology / SP skills or experience as well as their trustworthiness, ease of access and helpfulness, as shown in Figure 5. However, a higher proportion of men than women reasoned to approach ISC to hear various SP options, for reassurance, due to their own poor knowledge or perceived reliability of their ISC. In comparison, Figure 6 shows a higher proportion of men compared to women responding *No* to approaching their ISC across all rationales (their confidence, better skills, self-reliance or preference for other sources, as well as being the one who helps others).

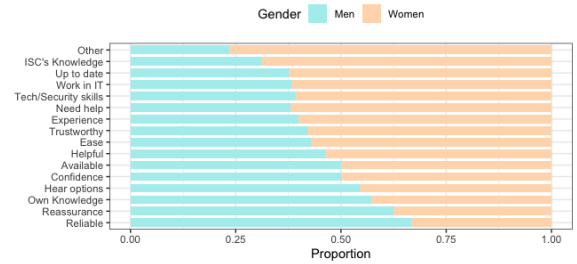


Figure 5: Proportion of men versus women across rationales for YES to approaching ISC

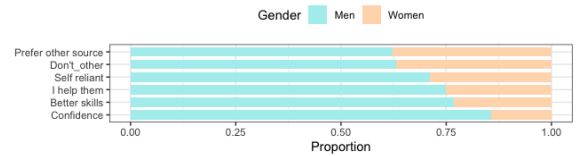


Figure 6: Proportion of men versus women across rationales for NO to approach ISC

4.5 Advice Received from ISC

We investigate RQ5, that is look into the advice received by the 63% (n=382) of participants who responded *Yes* to approaching ISC for protective SP. As described in Section 3.4, advice were specific (such as about malware protection or communication privacy) or general (such as how to keep safe online). We provide the list of specific advice, together with example responses, in Table 11 in the Appendix, and summarise the advice received by women versus men in Fig 8. The main observable patterns are that (i) a higher % of men than women receive advice about ‘malware / scam’ which included antivirus, virus threat; anti-malware, malware threat; anti-spyware, fraud and ‘communication and network privacy’; (ii) a higher % of women receive advice about ‘au-

thentication’, which included change passwords, use multiple passwords, use / set strong passwords, password manager or use MFA; and ‘privacy settings and SNS’.

5 Discussion

We summarise our findings and discuss how they extend existing literature, and their implications for equitable online safety.

Take-aways. The findings in broad terms are: (1) there is an SP gender gap depicted by women and men’s distinct reports of SP access and technology use patterns; (2) online advice is more associated with and predicts SP technology use than advice from ISC; (3) women and men report distinct rationale for approaching ISC and receive different SP advice.

The social role theory explains that diverging social roles give rise to gendered expectations and stereotypes such as communal/supportive traits for women and agency/assertion for men, that in turn lead to different skills learnt and ways to behave [25]. Our findings can be argued to emerge from gender stereotypes (whether personally endorsed or fitting into commonly held stereotypes), in particular men less likely to approach ISC can be explained by masculine attitudes that discourage seeking help [45] and SP stereotypes that men are less likely to ask for help and are over-confident (or women believed to be incompetent in SP and more comfortable to ask for help) [91]. Further, men more likely to report using online advice and engage with SP technology, relates to gender stereotypes in STEM where technology engagement is seen as a *gender-type activity* [52, 82], and further supported by assumptions of men being more interested and skilled in protection overall or the belief that SP is too complex for women who then delegate it to others [91]. This view is supported by the fact that our male participants had higher affinity for new technical systems, compared to the women participants (as reported in Section 3.2). The affinity difference is likely a societal reflection, but points to women being less inclined to self-explore (technological) SP.

In addition to their gender, people have racial, cultural, sexual and socio-economic identities that intersect and overlap with their gender identity [17, 21]. These factors confer a certain privilege or disadvantage for SP access, engagement and online safety outcomes (note related works [9, 90]), as well as impact perceptions and attitudes to SP [48] and resulting SP experiences (and needs) [35]. While we did not control for these factors, education level was balanced between gender. The stark SP gender gap observed therefore demonstrates the relative importance of gender identity for online SP access and participation within user populations similar to our sample. Further work is however needed to unpack the potential effects of how intersecting identities in the context of SP.

Implications for equitable online safety. We add to evidence of a gender gap and un-equal SP experiences between women and men [20, 64, 66], and add a gender analysis to SP ad-

vice literature [72, 73, 77, 78]. This gap in protection already demonstrates an online safety divide that questions *the equity of online safety opportunities*, that is whether SP access via online advice and SP technology affordances are appropriately configured for and serving women. Questions about the appropriateness of SP are supported by ‘gender blindness’ arguments, where technology transformations are influenced by societal norms [7] and the design and meaning of these technologies are created within gender relations and thus reflect pre-existing gender inequalities [69], such as only 17% of technology jobs in Europe are held by women [28]. The large amount and varied type of SP advice online, that is known to overwhelm and lack prioritisation [80], may also present more of a barrier for women’s online safety than for men.

Although women in developed countries, such as the U.K., have equal opportunities for technology access and a high level of education [2, 12, 68], and the digital divide with respect to gender is said to be decreasing in developed countries [89], this does not translate to equal online safety outcomes [63] or equal access and engagement with SP technologies as seen in this research. The SP gap can be thought to be even worse in countries with wider digital divide. Overall, this research supports reports of women being more at risk online [63] if the access and non-technology strategies that women employ do not result in equal online safety outcomes as men.

6 Actionable Recommendations

We provide recommendations for stakeholders with an interest in the online safety ecosystem.

Accessible & effective online advice. Our findings lead to questioning the relevance, accessibility and appropriateness of online safety advice, in particular those pointing to SP technologies as means of protection, for women.

First we recommend efforts towards ensuring that the online advice ecosystem is inclusive of the various needs of the wide population of women, in addition to those tailored for specific threat scenarios such as intimate partner violence. The design of online safety advice need to be relevant to diverse women’s assessment and response to threats. Trustworthiness (as reported by our participants) and a sense of emotional support need to be designed within SP and digital advice affordances given (a) the affective dimension of SP [19, 29, 85], (b) women’s higher likelihood for emotive evaluation of online threat scenarios [20], and (c) how the associated response actions provide a form of emotional coping [16, 44, 65]. This is supported by recommendations made in prior work [35] that communication preceded by emotional support are of higher quality [30]. As practical example, the language used in online safety advice needs to be representative of the women groups it intends to serve, as opposed to being (overly) technical as previously reported [80].

Second, based on a complement of our findings and that of previous research raising issues of prioritisation and ac-

tionability of online SP advice [80], as well as fragmentation across sources [78], we recommend standardising and continued revision of a key set of online sources and priority advice, given the current threat landscape affecting women. Overall, the current lack of evidence on the effectiveness of online SP advice ecosystem for women (and diverse genders) needs to be addressed.

Skills for SP. Compared to literature on the influence of *technical web skills* [40] on advice source preference [77], our gender groups had similar digital skills across scales for information navigation, social and mobile skills, and differed slightly on operational and creative skills (measured via the internet skills scale [88]), which raises questions about the digital skillset required for online safety.

First, we recommend assessment and marking of the type and level of digital skill level needed to comprehend and action online safety and SP tech advice, including (in parallel) ways to develop these skills, such that people are supported rather than left to their own means of filling skill gaps. This is linked to developing confidence in SP protection, given we noted women’s poorer affinity for technical systems. *Second*, for equity of SP opportunities, we recommend designing advice and SP technology engagement such that anyone can gain optimal protection irrespective of their skill level.

Socially supported SP. ISC advice, as we evidence, provides a valuable alternative to traditional individualistic SP design. Compared to burdening individual users with problem solving, it provides a collaborative, communal and supported version, which is particularly useful for coping with SP complexity or the (psychological and emotional) aftermath of attacks, including new ones where users may not yet have protection experience. We make recommendations supporting the social SP body of research [84, 93].

First we recommend SP technologies to have a socially-supported version and online safety advice to offer these given user preference. *Second* we recommend tech features that make it easy for anyone to ask for help or compare notes / options, whether from a known contact or anonymously. We recommend defining a checklist of what to ask and for determining who to ask for SP advice, as the heuristics our women participants provided do not guarantee that ISC have SP skills. *Third* we recommend learning from women’s strategies and the development of methods to sustain in-person dialogue and render it effective in supporting learning (such as bite-size template, multi-modal ways of delivery, protection evaluation and feedback - within online / offline spaces) and a re-envisioning of online SP that taps into and includes the SP patterns adopted by women, as well as for designers to consider the stereotypical cues in technology that cause gender-type digital engagement [15, 55].

Gender agenda. We are far from addressing the gender gap and many unknowns remain. We strongly recommend a multi-perspective research agenda focused on understanding the role gender norms, stereotypes and intersecting identities

play on SP opportunities, access and outcomes, and the role of gender theory within SP, akin [33]. This requires (1) a concerted effort and dedicated resources, (2) collaboration between multi-disciplinary researchers and stakeholders such as policy makers, community support and SP advocacy groups, and (3) engaging with local and international bodies’ who having been calling for action for a safe and equitable digital future and to keep women safe online [62, 87].

Critical reflection on equity. Although the digital divide is thought to be growing weaker within developed countries and there are increased possibilities for SP access through online advice, useful and meaningful engagement with these to sustain SP usage and safety outcomes is yet to be addressed, in particular for women as this research shows, and the lack of prioritisation [80] and consensus about good advice [81].

Given our findings point to a gender divide in SP opportunities and participation, demonstrated via gaps in access and use of SP technologies, we strongly recommend critical reflective action for the wider SP community of researchers, developers, technology providers, online safety advocates and policy makers, to address the question ‘*for whom are we producing SP technology for?*’ With online safety considered a social good and its equity advocated by international human rights organisations [87], ‘*what does gender equity in online safety involve in terms of SP opportunities, access, participation or outcomes?*’ Given women’s personal, social and economic realities and their socio-cultural roles compared to men, ‘*does equality of SP, such as even access methods, distribution and design, provide for equitable online safety outcomes?*’

Assurance of equity. Since gendered SP access and participation could disadvantage large strata of society, we recommend the development of an *SP equity assurance framework* and complementary tech policy, that requires for instance (1) that online SP providers demonstrate assurance of equity in development and distribution, such as consideration of the personal, social, and economic realities of women and their online safety needs; and (2) that SP advocates, policy makers, and researchers co-create equity markers and criteria.

7 Conclusion

This empirical research provides a gender analysis of online safety with a lens across protective SP access and protection outcome, in particular showing that women’s distinct SP access preference through ISC means that they cannot enjoy the breadth and quality of *online* SP advice, that consequently lead to less sophisticated SP technology engagement, with potential impact on protection outcome (thereby demonstrating a gender SP discrepancy) and adding to the few previous evidence of an SP gender gap. In consequence, this research (1) supports arguments of women being more at risk online compared to men, (2) supports local and international calls for action to keep women safe online, and (3) make recommendations for multi-stakeholder actions to ensure their protection.

References

- [1] Alison Adam. *Gender, ethics and information technology*. Springer, 2005.
- [2] AdvanceHE. Equality in higher education: statistical reports 2021, 2021.
- [3] Adelin Albert and John A Anderson. On the existence of maximum likelihood estimates in logistic regression models. *Biometrika*, 71(1):1–10, 1984.
- [4] Anita L Allen. *Uneasy access: Privacy for women in a free society*. Rowman & Littlefield, 1988.
- [5] Anita L Allen and Erin Mack. How privacy got its gender. *N. Ill. UL Rev.*, 10:441, 1989.
- [6] Mohd Anwar, Wu He, Ivan Ash, Xiaohong Yuan, Ling Li, and Li Xu. Gender difference and employees’ cybersecurity behaviors. *Computers in Human Behavior*, 69:437–443, 2017.
- [7] D Barbieri, J Caisl, M Karu, G Lanfredi, B Mollard, V Pecukonis, and L Salanauskaitė. Gender equality index 2020: Digitalisation and the future of work. *Luxembourg: EIGE*, 2020.
- [8] Kim Bartel Sheehan. An investigation of gender differences in on-line privacy concerns and resultant behaviors. *Journal of interactive marketing*, 13(4):24–38, 1999.
- [9] Catherine Barwulor, Allison McDonald, Eszter Hargittai, and Elissa M Redmiles. “disadvantaged in the american-dominated internet”: Sex, work, and technology. In *Proceedings of the 2021 CHI Conference on Human Factors in Computing Systems*, pages 1–16, 2021.
- [10] Wilfried Bos and Christian Tarnai. Content analysis in empirical social research. *International Journal of Educational Research*, 31(8):659–671, 1999.
- [11] Pierre Bourdieu and John G Richardson. The forms of capital. 1986.
- [12] British Broadcasting Corporation. Record proportion of women on university courses in uk, 2017.
- [13] Moritz Büchi, Noemi Festic, Natascha Just, and Michael Latzer. Digital inequalities in online privacy protection: effects of age, education and gender. In *Handbook of digital inequality*. Edward Elgar Publishing, 2021.
- [14] Hongliang Chen and Christopher E Beaudoin. An empirical study of a social network site: Exploring the effects of social capital and information disclosure. *Telematics and Informatics*, 33(2):432–435, 2016.
- [15] Sapna Cheryan, Victoria C Plaut, Paul G Davies, and Claude M Steele. Ambient belonging: how stereotypical cues impact gender participation in computer science. *Journal of personality and social psychology*, 97(6):1045, 2009.
- [16] Hichang Cho, Pengxiang Li, and Zhang Hao Goh. Privacy risks, emotions, and social media: A coping model of online privacy. *ACM Transactions on Computer-Human Interaction (TOCHI)*, 27(6):1–28, 2020.
- [17] Patricia Hill Collins and Sirma Bilge. *Intersectionality*. John Wiley & Sons, 2020.
- [18] Kovila PL Coopamootoo. Usage patterns of privacy-enhancing technologies. In *Proceedings of the 2020 ACM SIGSAC Conference on Computer and Communications Security*, pages 1371–1390, 2020.
- [19] Kovila PL Coopamootoo and Thomas Groß. Why privacy is all but forgotten - an empirical study of privacy and sharing attitude. *Proceedings on Privacy Enhancing Technologies*, 4:39–60, 2017.
- [20] Kovila PL Coopamootoo, Maryam Mehrnezhad, and Ehsan Toreini. “i feel invaded, annoyed, anxious and i may protect myself”: Individuals’ feelings about online tracking and their protective behaviour across gender and country. *Usenix Security Symposium*, 2022.
- [21] Kimberle Crenshaw. Mapping the margins: Intersectionality, identity politics, and violence against women of color. *Stan. L. Rev.*, 43:1241, 1990.
- [22] ‘Standout CV’. Graduate statistics for the uk, 2022.
- [23] Sauvik Das, Tiffany Hyun-Jin Kim, Laura A Dabbish, and Jason I Hong. The effect of social influence on security sensitivity. In *10th Symposium On Usable Privacy and Security ({SOUPS} 2014)*, pages 143–157, 2014.
- [24] Sauvik Das, Adam DI Kramer, Laura A Dabbish, and Jason I Hong. The role of social influence in security feature adoption. In *Proceedings of the 18th ACM conference on computer supported cooperative work & social computing*, pages 1416–1426, 2015.
- [25] Alice H Eagly. *Sex differences in social behavior: A social-role interpretation*. Psychology Press, 2013.
- [26] Electronic Frontier Foundation. Tools from eff’s tech team, 2022.
- [27] Nicole B Ellison, Jessica Vitak, Charles Steinfield, Rebecca Gray, and Cliff Lampe. Negotiating privacy concerns and social capital needs in a social media environment. In *Privacy online*, pages 19–32. Springer, 2011.
- [28] European Institute for Gender Equality. Work-life balance in the ict sector, 2022.
- [29] Fariborz Farahmand and Firoozeh Farahmand. Privacy decision making: The brain approach. *Computer*, 52(4):50–58, 2019.
- [30] Bo Feng. Testing an integrated model of advice giving in supportive interactions. *Human Communication Research*, 35(1):115–129, 2009.
- [31] Office for National Statistics. Graduates’ labour market outcomes during the coronavirus (covid-19) pandemic occupational switches and skill mismatch, 2021.
- [32] Thomas Franke, Christiane Attig, and Daniel Wessel. A personal resource for technology interaction: development and validation of the affinity for technology interaction (ati) scale. *International Journal of Human-Computer Interaction*, 35(6):456–467, 2019.
- [33] Regine Frener and Sabine Trepte. Theorizing gender in online privacy research. *Journal of Media Psychology*, 2022.
- [34] Steven Furnell and Liam Moore. Security literacy: the missing link in today’s online society? *Computer Fraud & Security*, 2014(5):12–18, 2014.
- [35] Christine Geeng, Mike Harris, Elissa Redmiles, and Franziska Roesner. “like lesbians walking the perimeter”: Experiences of {US}.{LGBTQ+} folks with online security, safety, and privacy advice. In *31st USENIX Security Symposium (USENIX Security 22)*, pages 305–322, 2022.
- [36] Andrew Gelman, Aleks Jakulin, Maria Grazia Pittau, and Yu-Sung Su. A weakly informative default prior distribution for logistic and other regression models. *The annals of applied statistics*, 2(4):1360–1383, 2008.
- [37] Andrew Gelman and Cosma Rohilla Shalizi. Philosophy and the practice of bayesian statistics. *British Journal of Mathematical and Statistical Psychology*, 66(1):8–38, 2013.
- [38] Andrew Gelman, Yu-Sung Su, Masanao Yajima, Jennifer Hill, Maria Grazia Pittau, Jouni Kerman, Tian Zheng, Vincent Dorie, and Maintainer Yu-Sung Su. Package ‘arm’. *Data Analysis Using Regression and Multilevel/Hierarchical Models*, 2013.
- [39] Michael Greenacre. *Correspondence analysis in practice*. Chapman and Hall/CRC, 2017.
- [40] Eszter Hargittai and Yuli Patrick Hsieh. Succinct survey measures of web-use skills. *Social Science Computer Review*, 30(1):95–107, 2012.
- [41] Ellen Johanna Helsper and Rebecca Eynon. Distinct skill pathways to digital engagement. *European Journal of Communication*, 28(6):696–713, 2013.

- [42] Tabitha James, Quinton Nottingham, and Byung Cho Kim. Determining the antecedents of digital security practices in the general public dimension. *Information Technology and Management*, 14(2):69–89, 2013.
- [43] Michael John Jones and Paul A Shoemaker. Accounting narratives: A review of empirical studies of content and readability. *Journal of Accounting Literature*, 13:142, 1994.
- [44] Yoonhyuk Jung and Jonghwa Park. An investigation of relationships among privacy concerns, affective responses, and coping behaviors in location-based services. *International Journal of Information Management*, 43:15–24, 2018.
- [45] Joshua Juvrud and Jennifer L Rennels. “i don’t need help”: Gender differences in how gender stereotypes predict help-seeking. *Sex Roles*, 76:27–39, 2017.
- [46] Richard H Kolbe and Melissa S Burnett. Content-analysis research: An examination of applications with directives for improving research reliability and objectivity. *Journal of consumer research*, 18(2):243–250, 1991.
- [47] Priya Kumar, Shalmali Milind Naik, Utkarsha Ramesh Devkar, Marshini Chetty, Tamara L Clegg, and Jessica Vitak. ‘no telling pass-codes out because they’re private’ understanding children’s mental models of privacy and security online. *Proceedings of the ACM on Human-Computer Interaction*, 1(CSCW):1–21, 2017.
- [48] Michelle Kwasny, Kelly Caine, Wendy A Rogers, and Arthur D Fisk. Privacy and technology: folk definitions and perspectives. In *CHI’08 Extended Abstracts on Human Factors in Computing Systems*, pages 3291–3296. 2008.
- [49] Nan Lin. *Social capital: A theory of social structure and action*. Number 19. Cambridge university press, 2002.
- [50] Catharine A MacKinnon. *Toward a feminist theory of the state*. Harvard University Press, 1989.
- [51] Mohammad Ali Mansournia, Angelika Geroldinger, Sander Greenland, and Georg Heinze. Separation in logistic regression: causes, consequences, and control. *American journal of epidemiology*, 187(4):864–870, 2018.
- [52] Allison Master. Gender stereotypes influence children’s stem motivation. *Child Development Perspectives*, 15(3):203–210, 2021.
- [53] Maryam Mehrnezhad, Kovila PL Coopamootoo, and Ehsan Toreini. How can and would people protect from online tracking? *Proceedings on Privacy Enhancing Technologies*, 1:105–125, 2022.
- [54] Microsoft. Expand your online safety knowledge, 2022.
- [55] Mary C Murphy, Claude M Steele, and James J Gross. Signaling threat: How situational cues affect women in math, science, and engineering settings. *Psychological science*, 18(10):879–885, 2007.
- [56] Savanthi Murthy, Karthik Bhat, Sauvik Das, and Neha Kumar. Individually vulnerable, collectively safe: The security and privacy practices of households of older adults. In *Computer Supported Cooperative Work*, 2021.
- [57] National Cyber Security Centre, U.K. Advice and guidance.
- [58] Kimberly A Neuendorf. *The content analysis guidebook*. Sage, 2002.
- [59] James Nicholson, Lynne Coventry, and Pamela Briggs. “if it’s important it will be a headline” cybersecurity information seeking in older adults. In *Proceedings of the 2019 CHI Conference on Human Factors in Computing Systems*, pages 1–11, 2019.
- [60] James Nicholson and Jill McGlasson. Cyberguardians: Improving community cyber resilience through embedded peer-to-peer support. In *Companion Publication of the 2020 ACM Designing Interactive Systems Conference*, pages 117–121, 2020.
- [61] Norbert Nthala and Ivan Flechais. Informal support networks: an investigation into home data security practices. In *Fourteenth Symposium on Usable Privacy and Security (SOUPS) 2018*, pages 63–82, 2018.
- [62] Office of Communications. Ofcom urges tech firms to keep women safe online, June 2022.
- [63] Office of Communications. Online nation. Technical report, Office of Communications, UK, 2022.
- [64] Isabelle Oomen and Ronald Leenes. Privacy risk perceptions and privacy protection strategies. In *Policies and research in identity management*, pages 121–138. Springer, 2008.
- [65] Jonghwa Park, Hanbyul Choi, and Yoonhyuk Jung. Users’ cognitive and affective response to the risk to privacy from a smart speaker. *International Journal of Human-Computer Interaction*, 37(8):759–771, 2021.
- [66] Yong Jin Park. Do men and women differ in privacy? gendered privacy and (in) equality in the internet. *Computers in Human Behavior*, 50:252–258, 2015.
- [67] Yong Jin Park. Why privacy matters to digital inequality. In *Handbook of Digital Inequality*. Edward Elgar Publishing, 2021.
- [68] UK Parliament. Equality of access and outcomes in higher education in england. Technical report, House of Commons Library, 2021.
- [69] Caroline Criado Perez. *Invisible women: Data bias in a world designed for men*. Abrams, 2019.
- [70] Clay Posey, Tom L Roberts, Paul Benjamin Lowry, and Ross T Hightower. Bridging the divide: A qualitative comparison of information security thought patterns between information security professionals and ordinary organizational insiders. *Information & management*, 51(5):551–567, 2014.
- [71] Privacy International. Act to protect, 2022.
- [72] Emilee Rader and Rick Wash. Identifying patterns in informal sources of security information. *Journal of Cybersecurity*, 1(1):121–144, 2015.
- [73] Emilee Rader, Rick Wash, and Brandon Brooks. Stories as informal lessons about security. In *Proceedings of the Eighth Symposium on Usable Privacy and Security*, pages 1–17, 2012.
- [74] Carlisle Rainey. Dealing with separation in logistic regression models. *Political Analysis*, 24(3):339–355, 2016.
- [75] Elissa M Redmiles. “should i worry?” a cross-cultural examination of account security incident response. In *2019 IEEE Symposium on Security and Privacy (SP)*, pages 920–934. IEEE, 2019.
- [76] Elissa M Redmiles and Cody LJ Buntain. How feelings of trust, concern, and control of personal online data influence web use. In *Handbook of Digital Inequality*. Edward Elgar Publishing, 2021.
- [77] Elissa M Redmiles, Sean Kross, and Michelle L Mazurek. How i learned to be secure: a census-representative survey of security advice sources and behavior. In *Proceedings of the 2016 ACM SIGSAC Conference on Computer and Communications Security*, pages 666–677, 2016.
- [78] Elissa M Redmiles, Sean Kross, and Michelle L Mazurek. Where is the digital divide? a survey of security, privacy, and socioeconomic. In *Proceedings of the 2017 CHI Conference on Human Factors in Computing Systems*, pages 931–936, 2017.
- [79] Elissa M Redmiles, Amelia R Malone, and Michelle L Mazurek. I think they’re trying to tell me something: Advice sources and selection for digital security. In *2016 IEEE Symposium on Security and Privacy (SP)*, pages 272–288. IEEE, 2016.
- [80] Elissa M Redmiles, Noel Warford, Amritha Jayanti, Aravind Koneru, Sean Kross, Miraida Morales, Rock Stevens, and Michelle L Mazurek. A comprehensive quality evaluation of security and privacy advice on the web. In *29th USENIX Security Symposium (USENIX Security 20)*, pages 89–108, 2020.
- [81] Robert W Reeder, Iulia Ion, and Sunny Consolvo. 152 simple steps to stay safe online: Security advice for non-tech-savvy users. *IEEE Security & Privacy*, 15(5):55–64, 2017.

- [82] Catherine Riegler-Crumb, Chelsea Moore, and Jenny Buontempo. Shifting stem stereotypes? considering the role of peer and teacher gender. *Journal of Research on Adolescence*, 27(3):492–505, 2017.
- [83] Daniel Riff, Stephen Lacy, and Frederick Fico. *Analyzing media messages: Using quantitative content analysis in research*. Routledge, 2014.
- [84] Julia Slupska, Scarlet Dawson Dawson Duckworth, Linda Ma, and Gina Neff. Participatory threat modelling: Exploring paths to reconfigure cybersecurity. In *extended abstracts of the 2021 CHI conference on human factors in computing systems*, pages 1–6, 2021.
- [85] Luke Stark. The emotional context of information privacy. *The Information Society*, 32(1):14–27, 2016.
- [86] Frederic Stutzman, Jessica Vitak, Nicole Ellison, Rebecca Gray, and Cliff Lampe. Privacy in interaction: Exploring disclosure and social capital in facebook. In *Proceedings of the International AAAI Conference on Web and Social Media*, volume 6, 2012.
- [87] United Nations Development Fund. Digital strategy 2022 - 2025, 2022.
- [88] Alexander JAM Van Deursen, Ellen J Helsper, and Rebecca Eynon. Measuring digital skills. from digital skills to tangible outcomes project report. 2014.
- [89] Jan Van Dijk. *The digital divide*. John Wiley & Sons, 2020.
- [90] Ashley Marie Walker and Michael A DeVito. "more gay" fits in better": Intracommunity power dynamics and harms in online lgbtq+ spaces. In *Proceedings of the 2020 CHI Conference on Human Factors in Computing Systems*, pages 1–15, 2020.
- [91] Miranda Wei, Pardis Emami-Naeini, Franziska Roesner, and Tadayoshi Kohno. Skilled or gullible? gender stereotypes related to computer security and privacy. *IEEE Symposium on Security & Privacy*, 2023.
- [92] 'STEM Women'. Women in stem statistics, June 2022.
- [93] Yuxi Wu, W Keith Edwards, and Sauvik Das. Sok: Social cybersecurity. In *IEEE Symposium on Security and Privacy (Oakland)*, 2022.
- [94] Christopher Zorn. A solution to separation in binary response models. *Political Analysis*, 13(2):157–170, 2005.

A Education across gender

Table 5: % Education level across gender

Educ. Level	% Women	% Men
School incomplete	5.9	4.0
High School	24.4	25.2
College	18.5	18.9
Undergraduate	34.7	41.9
Masters	14.5	9.0
PhD	2.0	1.0

B Advice Source as Reported

The blue row denotes higher # of men, while the rose denotes higher # of women.

Table 6: Advice source for overall sample (N=604), with almost equal # of women and men.

Sources (n reports)	% Women (n)	% Men (n)
General research (163)	41.1 (67)	58.9 (97)
Family (101)	76.2 (77)	23.8 (24)
Friends (97)	50.5 (49)	49.5 (48)
Specialist pages (67)	23.9 (16)	76.1 (51)
News, TV shows (65)	44.6 (29)	55.4 (36)
Tech adverts/brand/mag (57)	35.1 (20)	64.9 (37)
Online reviews (54)	46.3 (25)	53.7 (29)
From work / colleagues (49)	65.3 (32)	34.7 (17)
Shared online content (48)	33.3 (16)	66.7 (32)
Online forums (46)	21.7 (10)	78.3 (36)
Face-to-face / offline (34)	61.8 (21)	38.2 (13)
Training (30)	53.3 (16)	46.7 (14)
System prompts and settings (19)	47.4 (9)	52.6 (10)

C SP technologies and methods usage

Table 7: Security & Privacy Technologies/Methods

Category	SP Methods	% of N=604
Technological	Antivirus	40.7
	Passwords	56.2
	Firewall	16.7
	VPN/Proxy	12.6
	Anti-tracking	11.1
	Antimalware	10.9
	Private browsing/Incognito	11.4
	Auth (2FA, MFA)	9.3
	Privacy/security settings	8.9
	Security suite/security brands	5.3
	Cookies	4.0
	Security and software updates	2.1
	HTTPS (filtering)/site security	1.9
	Antispyware	1.7
	Encryption	1.4
	Tor	0.5
	Built-in security	6.1
	Other tech	2.1
Non-technological	Limit online engagement	5.8
	Not open/click random emails and links	4.3
	Different screen names	3.6
	'Common sense'	1.8
	Reporting phishing emails	0.7
None / other	Other non-tech	2.5
	Nothing/'I do not know'	16.0
	'Something but do not remember'	1.7

We note that 'other tech' refers to responses naming use of PayPal, notifications, cloud storage or backup systems, while 'other non-tech' refers to not storing information online, locking screen, using only one device, logging out of account, avoiding suspicious sites and using only secure connections.

Table 8: % women vs men reporting to use at least 1 SP method (overall N=604; women n=303; men n=301)

SP method type	% Overall	% Women	% Men
Tech SP	80.8	74.3	87.4
Non-tech SP	16.1	17.5	14.6
Nothing	17.5	22.8	12.3

D Depiction of Quasi-separation

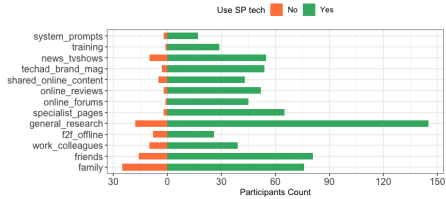


Figure 7: Depicting data separation in use of SP technologies by advice source preference

E Example Responses & Codebook

Table 9: Example responses for Advice Sources named

Advice Source	Example participant response
Family	"through my husband , it is his job" (W38)
Friends	"recommendations from friends who are more tech savvy" (M18)
Face-to-face / offline	"i only hear of them from the man who fixes my laptop " (W23)
From work	"from my employers IT department" (M9)
Colleagues	"I read articles shared by colleagues that work in cyber security, and make sure i follow the same security companies they do" (W65)
General research	(a) "I usually find out by either googling them online myself..." (M46) (b) "I search the internet for the latest most reliable systems" (M170)
Specialist pages e.g. Techcrunch	(a) "IT magazine sites & blogs" (M10) (b) "I learn from Tech Crunch, Buzzfeed and general news media reportage ..." (M48)
Online reviews and recommendations	"I check reviews for online protection and stay with same company if all has gone well in the past" (M54)
Tech adverts, shared company info, reputable brands	(a) "I usually see adverts online about protecting privacy..." (M132) (b) "...Also get safe browsing info and vpn info sent to my inbox from email companies I use such as ProtonMail" (M60) (c) "from microsoft [sic] and other companies themselves" (W160), "I tend to use well known brands such as Norton" (M172)
Social media content e.g. YouTube, Twitter	(a) "... eg on linked in [sic], they share security related articles and i check this at least weekly" (W65) (b) "I usually hear about them via twitter networks..." (M229) (c) "...the Police and other agencies post information on social media which I follow" (W362) (d) "I am subscribed to tech youtubers, who ways to protect"(M449)
Online forums	(a) "...Various online communities and forums dedicated to technology and computer use" (M578) (b) "I usually hear about it on reddit" (W604)
News, TV shows	"occasionally from articles I read in the newspaper / online" (W57), "by seeing articles about them online, especially on the BBC website" (W497), "watching the News" (M180), "usually via reliable sites such as BBC or Which or consumer rights programmes (Martin Lewis etc)" (W16)
Training	(a) "... an A level course in computers systems and networking" (M394) (b) "I have been bought up learning about the need for protection information online" (M405) (c) "I research software engineering and cyber security, it's part of my job" (M239)
System prompts and settings	(a) "I own apple devices and I rely on their regular updates for updating privacy protection on my electronic devices. I don't read details of what protection this provides" (W39) (b) "I use the settings and FAQ in specific apps or software" (M439), "...Other times I will check out privacy/security settings to see what I need to do" (W412)
Consumer magazine	"Which? magazine is a good source" (W24)

Table 10: Rationale for ISC advice with example participant responses

	Category	Reason	Example participant response
Yes	ISC Skills	(General) Knowledge of ISC	(a) "Because they are usually very knowledgeable" (W41) (b) "Usually ask the kids as they know so much more than me" (M114) (c) "My friends and family tend to know about these things before me so i go them for advice" (M352)
		Technology skills of ISC	(a) "My daughters know more about computers so I ask them" (W94) (b) "Because I live with my partner who is very IT security aware ..." (W37)
		ISC works in IT	(a) " Husband works in IT " (W28), "My husband helps me with all this. He is an IT engineer" (W470) (b) "I have friends that are computer programmers so I know they will tell me what I need to do" (W29) (c) "Most of my family and friends and coworkers all work in IT Security / Networking jobs " (W65)
		Experience of ISC	(a) "They have greater experience than me" (M147) (b) "There's usually someone who's been in that situation before and who doesn't mind sharing what they did" (W72)
		Up to date	"[they] are the most up to date and informed on the subject" (M150)
		ISC Qualities	Trustworthy (a) "Because a friend and family member are trustworthy connections" (M137) (b) "My father is very experienced with computers and I trust his opinion" (W560)
		Easy to access	"Because I find it easier to get advice from others" (M112), "they know quicker than me finding it" (W191)
		Helpful	(a) "They have helped me improve my online habits tremendously" (M575) (b) "As they generally offer good advice" (W283)
		Available	(a) "[he is a] computer techie fellah. He's easily available" (W230) (b) "Because my friend is always contactable" (W209)
		Reliable	"they are the most reliable" (M12), "I can rely on my family" (M140)
		Other	Need help "I just need support sometimes" (M231), "If I'm worried I ask my son what I should do" (W225)
	Skills	Knowledge	"because I'm not that tech savvy and learning about online technologies doesn't really interest me at all" (M18)
		Confidence	"Not confident enough to do on my own" (F102)
	Other	Hear options/mutual	(a) "to see what options are out there" (M572), "Because I can get a variety of options and advice from them" (M302) (b) "Me and my friends will always share useful information with each other about anything happening online" (M152)
		Reassurance	(a) "It's better to get a second opinion on things, since you might have missed some important detail" (M186) (b) "I like to get reassurance that what I'm doing is correct and it is the same or similar to how they are doing it" (M46) (c) "Because I want to be sure that I am doing the correct thing" (W590)
No	Own Skills	Self reliance	(a) "I can rely on my own research" (M74), "I can do it myself" (M95) (b) "I tend to be quite self sufficient and find things out on my own" (M517), "I can figure things out on my own" (W555)
		Better skills	(a) "I am the IT expert" (M8), "I know far more about it than most friends, family, and coworkers" (M32) (b) "because they know less than me" (M2), "I don't think my friends / family know much about anything privacy related" (M131)
		Confidence	"I am confident in finding information myself" (M107), "I'm confident in my own ability to find what I need" (M127)
	Other	Prefer other source	"Usually there is a wealth of expert information online so there is no need to consult family and friends" (M35) "i prefer government websites for info" (M1), "I would rather research it myself online from a variety of sources" (M122)
		Do not need help / other	"Because I don't feel the need too" (M602), "I don't often need help with privacy/security" (M268), "Never lost data" (M490)
		The one helping others	"Because I am the one friends/family tend to go to" (M178), "They would expect me to be able to tell them" (M10)

Table 11: 'Specific' advice / support received by those participants who approach ISC (% participants column are from those who approach ISC only)

Advice Topic	% participants	Example participant response
anti-virus, -malware and scam advice	19.1	"about the different ways one can be catfished" (M394)
authentication	17.0	"... suitable password use" (M62); "... I was recommended Lastpass by a family member" (M162) "... Advice to use a different password for each website I use" (W81)
communication, n/w privacy	11.2	"...setting up vpn for instance" (M15); "router security setup" (M36); "Use https..." (M64) "Help with VPNs and proxy" (M158); "...which Firewalls are the best and how to update my security settings..." (W427)
browser history, tracking prevention	11.2	"assisting me in setting up an ad blocker & also reminding me how to get rid of cookies stored on my laptop" (W37) "Clearing history and cookies" (M62); "Installing adblocks etc" (W102); "clear cache, incognito" (M138) "How to implement private browsing and control your cookies" (M142); "I first learned about Ghostery via friends" (M268) "my dad mentioned ublock as a good option to block adverts" (W321)
privacy setting / SNS	8.4	"how to set up privacy settings online" (W543); "advise on accessing and changing privacy settings" (W501) "Facebook and twitter posts" (M528); "setting privacy on facebook" (M493)
other specific	5.8	"My close friend is currently very concerned about voice assistants, e.g. Alexa, so all the microphones are shut off in all their devices as much as possible" (W4); "advice about opting out of communication related to marketing" (W39) "advice about how small pieces of personal info can be put together" (W69) "...how to minimise the risk of unintentionally putting personal information online" (M144) "about fraud cases and examples of stories where other people" (M150)
email security	4.5	"They also told me about having multiple emails accounts" (M180); "Using alias emails" (W226) "be wary of opening emails from unknown or suspicious sources" (W210); "Using bogus emails" (M214)
web security	3.5	"use familiar websites"; P396 "check websites, not give too much away" (W382)
system / OS	3.7	"How to securely delete a mobile operating system" (M10); "My partner set up my computer and its protection" (M73) "Keep my laptop up to date on new updates and security issues" (W41)
security software	3.4	"which apps to use, how to use them and how to keep them up to date" (W108); "Instructions on software and tips" (W282) "They advised certain softwares and gave me the pros and cons of different software packs" (W281) "My friend has helped me set up security for my online usage" (W195); "Discussed apps they use" (M346)
safe payments	2.3	"My family set up any new technology I need. e.g. pay pal" (M135) "about how to use your card safe online shopping" (M351); "Idea of using PayPal instead of online banking" (W550)

F Example Advice Received by Gender

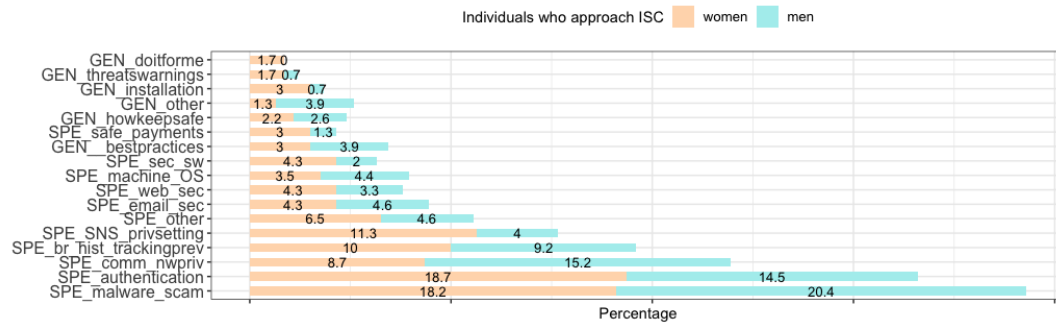


Figure 8: % of women and men across advice received from those who approach ISC

G Questionnaire

Part1: What privacy and security methods or tools do you most often use online? [If you are not aware or don't use any, please say so.]

Part2: How do you usually become aware of, learn about or find technologies/methods for protecting your privacy and security online? [If you are not aware of any technologies/methods for protecting your privacy/security, please say so.]

Part3: At any time, if you need advice/help to protect your privacy and security online, do you usually approach your intimate and social connections (such as family, friends, coworkers) for help? Please explain why you replied Yes or No to the previous question.

Part4: If you have received advice/support from intimate and social connections, about technologies/methods to protect your privacy/security online, please provide examples of these advice/support.

Part5: (i) What is your gender? ☐ Woman ☐ Man ☐ Non-binary ☐ Other

(ii) What is your age?

(iii) What is your ethnicity? ☐ White ☐ Mixed ☐ Asian: Indian ☐ Asian: Chinese ☐ Asian: Other ☐ Black ☐ Other ethnic group

(iv) What is the highest level of education that you have completed? ☐ Did not attend school ☐ Attended school but did not graduate ☐ Graduated from high school ☐ Graduated from college ☐ Undergraduate degree ☐ Masters degree ☐ PhD

(v) Do you have an education in, or work in, the field of IT, computer science or computer engineering? ☐ No ☐ Yes (please specify your level of education in computing/IT or your area of work.

(vi) Please respond to the following statements with [Not at all true of me] to [Very true of me]. ☐ Not at all true of me ☐ Mostly true of me ☐ Neither true nor untrue of me ☐ Mostly true of me ☐ Very true of me

I know how to open downloaded files

I know how to download/save a photo I found online

I know how to use shortcut keys (e.g. CTRL-C for copy, CTRL-S for save)

I know how to open a new tab in my browser

I know how to bookmark a website

I know where to click to go to a different webpage

I know how to complete online forms

I know how to upload files

I know how to adjust privacy settings

I know how to connect to a WIFI network

I find it hard to decide what the best keywords are to use for online searches

I find it hard to find a website I visited before

I get tired when looking for information online

Sometimes I end up on websites without knowing how I got

there

I find the way in which many websites are designed confusing
All the different website layouts make working with the internet difficult for me

I should take a course on finding information online

Sometimes I find it hard to verify information I have retrieved

I know which information I should and shouldn't share online

I know when I should and shouldn't share information online

I am careful to make my comments and behaviours appropriate to the situation I find myself in online

I know how to change who I share content with (e.g. friends, friends of friends or public)

I know how to remove friends from my contact lists

I feel comfortable deciding who to follow online (e.g. on services like Twitter)

I know how to create something new from existing online images, music or video

I know how to make basic changes to the content that others have produced

I know how to design a website

I know which different types of licences apply to online content

I would feel confident putting video content I have created online

I know which apps/software are safe to download

I am confident about writing a comment on a blog, website or forum

I would feel confident writing and commenting online

I know how to install apps on a mobile device

I know how to download apps to my mobile device

I know how to keep track of the costs of mobile app use

(vii) In this question, we will ask you about your interaction with technical systems. The term 'technical systems' refers to apps or other software applications, as well as entire digital devices (e.g. mobile phone, computer, TV, car navigation).

Please indicate the degree to which you agree/disagree with the following statements. ☐ Completely disagree ☐ Largely disagree ☐ Slightly disagree ☐ Slightly agree ☐ Largely agree ☐ Completely agree

I like to occupy myself in greater detail with technical systems.

I like testing the functions of new technical systems.

I predominantly deal with technical systems because I have to.

When I have a new technical system in front of me, I try it out intensively.

I enjoy spending time becoming acquainted with a new technical system.

It is enough for me that a technical system works; I don't care how or why.

I try to understand how a technical system exactly works.

It is enough for me to know the basic functions of a technical system.

I try to make full use of the capabilities of a technical system.