

Nonlinear Negative Imaginary Systems with Switching^{*}

Kanghong Shi^{*}, Ian R. Petersen^{*}, Igor G. Vladimirov^{*}

^{*} School of Engineering, College of Engineering and Computer Science,
Australian National University, Canberra, ACT 2601, Australia.

kanghong.shi@anu.edu.au, ian.petersen@anu.edu.au,
igor.vladimirov@anu.edu.au.

Abstract: In this paper, we extend nonlinear negative imaginary (NI) systems theory to switched systems. Switched nonlinear NI systems and switched nonlinear output strictly negative imaginary (OSNI) systems are defined. We show that the interconnection of two switched nonlinear NI systems is still switched nonlinear NI. The interconnection of a switched nonlinear NI system and a switched nonlinear OSNI system is asymptotically stable under some assumptions. This stability result is then illustrated using a numerical example.

Keywords: nonlinear negative imaginary system, switched system, robust control, nonlinear system, storage function

1. INTRODUCTION

Negative imaginary (NI) systems theory was introduced in [Lanzon and Petersen \(2008\)](#) and has attracted attention since then; see [Bhikkaji et al. \(2011\)](#); [Mabrok et al. \(2014\)](#); [Petersen and Lanzon \(2010\)](#); [Shi et al. \(2021b\)](#); [Song et al. \(2012\)](#); [Wang et al. \(2015\)](#); [Xiong et al. \(2009, 2010\)](#), etc. Motivated by the robust control of flexible structures [Halim and Moheimani \(2001\)](#); [Pota et al. \(2002\)](#); [Preumont \(2018\)](#), NI systems theory uses positive position feedback control since the commonly used negative velocity feedback control may not be suitable when the velocity is not accessible to measurement. An NI system can be regarded as the cascade of a positive real (PR) system and an integrator. Typical mechanical NI systems are systems with collocated force actuators and position sensors. Compared to PR systems, which can have relative degree of zero and one (e.g., see [Brogliato et al. \(2007\)](#)), NI systems can have relative degree of zero, one and two [Shi et al. \(2021a\)](#). Roughly speaking, a square real-rational proper transfer matrix $F(s)$ is said to be NI if it is stable and $j(F(j\omega) - F(j\omega)^*) \geq 0$ for all $\omega \geq 0$. NI systems theory has been applied in many fields including nano-positioning control [Das et al. \(2014a,b, 2015\)](#); [Mabrok et al. \(2013\)](#) and the control of lightly damped structures [Bhikkaji et al. \(2011\)](#); [Cai and Hagen \(2010\)](#); [Rahman et al. \(2015\)](#), etc.

Motivated by the fact that many control systems are nonlinear, NI systems theory was extended to nonlinear systems in [Ghallab et al. \(2018\)](#). The definition of nonlinear NI systems was then extended in [Shi et al. \(2021c\)](#) to include multi-input multi-output (MIMO) systems. The definition was extended again in [Shi et al. \(2023\)](#) to allow for systems with free body motion. More precisely, a sys-

tem is said to be nonlinear NI if there exists a positive semidefinite function $V(x)$ such that its time derivative satisfies $\dot{V}(x) \leq u^T y$, where x, u, y are the state, input and output of the system, respectively. Under some assumptions, the closed-loop interconnection of a nonlinear NI system and a nonlinear output strict negative imaginary (OSNI) system (e.g., see [Bhowmick and Lanzon \(2019\)](#); [Bhowmick and Patra \(2017\)](#) for linear OSNI systems) is asymptotically stable.

Switched systems, which form an important class of hybrid systems, have drawn much attention because many real-world dynamical systems are of hybrid nature; e.g., see [Brockett \(1993\)](#); [Liberzon \(2003\)](#). Such systems are organized as continuous-time systems with discrete-time switching events and arise in many control applications [DeCarlo et al. \(2000\)](#); [Narendra et al. \(2003\)](#); [Sun \(2006\)](#). Besides this, the study of switched systems is also motivated by the improvement of control performance that can be achieved using switched controllers [Deenen et al. \(2017\)](#); [Heertjes et al. \(2019\)](#); [Kolmanovsky and Sun \(2006\)](#); [Skafidas et al. \(1999\)](#).

Stability problems for switched systems have been investigated in many books and papers for general systems (e.g., see [Goebel et al. \(2009\)](#); [Liberzon \(2003\)](#); [Liberzon and Morse \(1999\)](#) and also specifically for dissipative systems including passive systems [Chen and Saif \(2005\)](#); [Zhao and Hill \(2008a,b\)](#)). However, control problems for switched nonlinear NI systems have never been investigated. As nonlinear NI systems theory complements the passivity theory by allowing systems to have relative degree two, and such systems arise in many control applications (see [Petersen \(2016\)](#) and references therein), it is worth investigating the class of switched nonlinear NI systems and the corresponding stability problems.

^{*} This work was supported by the Australian Research Council under grant DP190102158.

The present paper extends the nonlinear NI systems theory to switched systems. We provide definitions of switched nonlinear NI and OSNI systems. A switched nonlinear system is said to be NI if all the subsystems being switched to are NI, and in addition, the storage functions for the subsystems in the switching sequence are nonincreasing. Switched nonlinear OSNI systems are defined accordingly. It is shown that with external inputs and outputs considered, the closed-loop interconnection of two switched nonlinear NI (OSNI) systems is also switched NI (OSNI). Under zero input, the interconnection of two switched nonlinear NI systems are stable in the sense of Lyapunov. The main result of this paper is that the closed-loop interconnection of a switched nonlinear NI system and a switched nonlinear OSNI system is asymptotically stable under some assumptions. This stability result is illustrated by an example where a nonlinear mass-spring-damper system is asymptotically stabilized by a certain switched nonlinear NI controller.

This rest of the paper is organized as follows: Section 2 provides the definitions for nonlinear NI and OSNI systems without switching. Switched nonlinear NI and OSNI systems are defined in Section 3 and the NI property is investigated for the interconnection of two switched nonlinear NI systems with external inputs. The main results of this paper are presented in Section 4, where the stability of the interconnection of switched nonlinear NI systems are investigated. Section 5 illustrates the stability results using a control example where a nonlinear mass-spring-damper system is stabilized by a switched nonlinear NI controller. Section 6 concludes the paper.

Notation: The notation in this paper is standard. \mathbb{R} denotes the set of real numbers. \mathbb{N} denotes the set of nonnegative integer numbers. $\mathbb{R}^{m \times n}$ denotes the space of real matrices of dimension $m \times n$. A^T and A^* denote the transpose and complex conjugate transpose of a matrix A , respectively. $\overline{(\cdot)}$ denotes a constant value for a given vector or scalar signal. $\|\cdot\|$ denotes the Euclidean norm of a vector. C^k denotes the class of k times continuously differentiable functions.

2. PRELIMINARIES

Consider the following general nonlinear system:

$$\dot{x}(t) = f(x(t), u(t)), \quad (1a)$$

$$y(t) = h(x(t)), \quad (1b)$$

where $x(t) \in \mathbb{R}^n$ is the state, $u(t) \in \mathbb{R}^p$ is a locally integrable input, and $y(t) \in \mathbb{R}^p$ is the output, $f : \mathbb{R}^n \times \mathbb{R}^p \rightarrow \mathbb{R}^n$ is a Lipschitz continuous function and $h : \mathbb{R}^n \rightarrow \mathbb{R}^p$ is a class C^1 function.

Definition 1. Ghallab et al. (2018); Shi et al. (2023, 2021c) The system (1) is said to be a nonlinear NI system if there exists a positive semidefinite storage function $V : \mathbb{R}^n \rightarrow \mathbb{R}$ of class C^1 such that for any locally integrable input u and any solution x to (1),

$$\dot{V}(x(t)) \leq u(t)^T \dot{y}(t), \quad (2)$$

for all $t \geq 0$.

Definition 2. The system (1) is said to be a nonlinear output strictly negative imaginary (OSNI) system if there exists a positive semidefinite storage function $V : \mathbb{R}^n \rightarrow \mathbb{R}$

of class C^1 and a scalar $\epsilon > 0$ such that for any locally integrable input and any solution to (1),

$$\dot{V}(x(t)) \leq u(t)^T \dot{y}(t) - \epsilon \|\dot{y}(t)\|^2, \quad (3)$$

for all $t \geq 0$. In this case, we also say that system (1) is nonlinear OSNI with degree of output strictness ϵ .

3. SWITCHED NONLINEAR NI SYSTEMS

In this section, we provide definitions of nonlinear NI and OSNI properties for switched systems. We show that the positive feedback interconnection of two switched nonlinear NI systems, with external inputs and outputs considered, is also a switched nonlinear NI system. A similar result holds for switched nonlinear OSNI systems.

Consider a continuous time switched system of the following form (e.g., see Liberzon (2003); Liberzon and Morse (1999); Lin and Antsaklis (2009))

$$\dot{x} = f_\sigma(x, u), \quad (4a)$$

$$y = h(x), \quad (4b)$$

where $x(t) \in \mathbb{R}^n$ is the absolutely continuous state, $u(t) \in \mathbb{R}^p$ is a locally integrable input, and $y(t) \in \mathbb{R}^p$ is the output. Here, $h : \mathbb{R}^n \rightarrow \mathbb{R}^p$ is a class C^1 function and $\{f_i : \mathbb{R}^n \times \mathbb{R}^p \rightarrow \mathbb{R}^n, i \in \mathcal{I}\}$ is a family of Lipschitz continuous functions parametrized by an index set $\mathcal{I} = \{1, 2, \dots, N\}$. The *switching signal* $\sigma : [0, \infty) \rightarrow \mathcal{I}$ is a piecewise constant function of time. The index $i = \sigma(t)$ is called the active mode at time t . We assume that σ is right continuous everywhere; i.e., $\sigma(t) = \lim_{\tau \rightarrow t^+} \sigma(\tau)$ for each $t \geq 0$. In general, the value of σ at time t can depend on t , $x(t)$ or both, or be generated using hybrid feedback with memory in the loop. Since the state $x(t)$ of (4) is an absolutely continuous function of time, it does not jump at switching instants. We assume that the system switches only a finite number of times on any finite time interval; i.e., there is no chattering. Then, we can denote by $\{(i_0, t_0), (i_1, t_1), \dots, (i_k, t_k), \dots\}$, ($k \in \mathbb{N}$) the switching index sequence. Here, t_0 is the initial time and \mathbb{N} denotes the set of nonnegative integers. This means that at time t_k , the state equation of the system becomes $\dot{x} = f_{i_k}(x, u)$. Note that the switched system has a common state, a common input and a common output, while the dynamic equation of the system switches to another map f at every switching instant.

Now, we define switched nonlinear NI systems as follows.

Definition 3. The switched nonlinear system (4) is said to be a switched nonlinear NI system if the following two conditions hold:

1. For all $i \in \mathcal{I}$, there exist positive semidefinite functions $V_i(x)$ such that for any input u and any solution x to (4) with $\sigma = i$,

$$\frac{\partial V_i(x)}{\partial x} f_i(x, u) \leq u^T \frac{\partial h(x)}{\partial x} f_i(x, u). \quad (5)$$

2. For all $k \in \mathbb{N}$, $V_{i_{k+1}}(x) \leq V_{i_k}(x)$ for all $x \in \mathbb{R}^n$.

Similarly, we define switched nonlinear OSNI systems as follows.

Definition 4. The switched nonlinear system (4) is said to be a switched nonlinear OSNI system if the following two conditions hold:

1. For all $i \in \mathcal{I}$, there exist positive semidefinite functions $V_i(x)$ such that for any input $u \in \mathbb{R}^p$ and any solution $x \in \mathbb{R}^n$ to (4) with $\sigma = i$,

$$\frac{\partial V_i(x)}{\partial x} f_i(x, u) \leq u^T \frac{\partial h(x)}{\partial x} f_i(x, u) - \epsilon \left\| \frac{\partial h(x)}{\partial x} f_i(x, u) \right\|^2. \quad (6)$$

2. For all $k \in \mathbb{N}$, $V_{i_{k+1}}(x) \leq V_{i_k}(x)$ for all $x \in \mathbb{R}^n$.

Remark 1. Definitions 3 and 4 state that a system is switched nonlinear NI (OSNI) if every subsystem satisfies the regular nonlinear NI (OSNI) system definition as given in Definitions 1 and 2 and in addition, the system switches in a pattern such that the storage functions of the subsystems in the switching index sequence are nonincreasing. Note that inequalities (5) and (6) correspond to inequalities (2) and (3), respectively. The time derivatives are expressed using the directional derivatives in order to specify the NI and OSNI inequalities for the subsystem that corresponds to the current switching index i_k .

We investigate in the following the switched nonlinear NI (OSNI) property for the interconnection of two switched nonlinear NI (OSNI) systems with external inputs and outputs, as shown in Fig. 1. In what follows, the symbol “tilde”, that is $\tilde{\cdot}$, indicates the variables associated with the system H_2 .

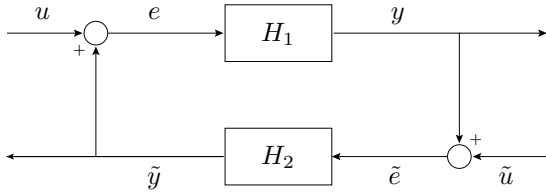


Fig. 1. Closed-loop interconnection of switched nonlinear systems H_1 and H_2 with external inputs u, \tilde{u} and external outputs y, \tilde{y} .

Suppose the switched systems H_1 and H_2 in the closed-loop interconnection shown in Fig. 1 have, without loss of generality, synchronized switching instants. This also applies to the interconnection shown below in Fig. 2.

Theorem 1. Suppose the systems H_1 and H_2 in the positive feedback interconnection in Fig. 1 are switched nonlinear NI (OSNI) systems of the form (4) with states $x \in \mathbb{R}^n, \tilde{x} \in \mathbb{R}^{\tilde{n}}$, inputs $e, \tilde{e} \in \mathbb{R}^p$ and outputs $y, \tilde{y} \in \mathbb{R}^p$, respectively. Also, suppose that for all $i_k \in \mathcal{I}$,

$$V_{i_k}(x) + \tilde{V}_{i_k}(\tilde{x}) - h(x)^T \tilde{h}(\tilde{x}) \geq 0, \quad (7)$$

for all $x \in \mathbb{R}^n, \tilde{x} \in \mathbb{R}^{\tilde{n}}$, where $V_{i_k}(x)$ and $\tilde{V}_{i_k}(\tilde{x})$ are positive semidefinite storage functions that satisfy Definition 3 (Definition 4) for the systems H_1 and H_2 , respectively. Then the closed-loop system with input $\hat{u} = [u^T \tilde{u}^T]^T$ and output $\hat{y} = [y^T \tilde{y}^T]^T$ is also a switched nonlinear NI (OSNI) system.

Proof. We first prove the OSNI part of the theorem. Suppose H_1 and H_2 are switched nonlinear OSNI systems. Then according to Definition 4, there exists positive semidefinite functions $V_{i_k}(x)$ and $\tilde{V}_{i_k}(\tilde{x})$ for every switching index $i_k \in \mathcal{I}$ such that

$$\frac{\partial V_{i_k}(x)}{\partial x} f_{i_k}(x, e) \leq e^T \frac{\partial h(x)}{\partial x} f_{i_k}(x, e) - \epsilon \left\| \frac{\partial h(x)}{\partial x} f_{i_k}(x, e) \right\|^2;$$

$$\frac{\partial \tilde{V}_{i_k}(\tilde{x})}{\partial \tilde{x}} \tilde{f}_{i_k}(\tilde{x}, \tilde{e}) \leq \tilde{e}^T \frac{\partial \tilde{h}(\tilde{x})}{\partial \tilde{x}} \tilde{f}_{i_k}(\tilde{x}, \tilde{e}) - \tilde{\epsilon} \left\| \frac{\partial \tilde{h}(\tilde{x})}{\partial \tilde{x}} \tilde{f}_{i_k}(\tilde{x}, \tilde{e}) \right\|^2,$$

for all e, \tilde{e} and x, \tilde{x} . In order to satisfy the conditions in Definition 4, we construct the storage function for the closed-loop system to be

$$W_{i_k}(x, \tilde{x}) = V_{i_k}(x) + \tilde{V}_{i_k}(\tilde{x}) - h(x)^T \tilde{h}(\tilde{x}) \quad (8)$$

for the switching index $i_k \in \mathcal{I}$. According to (7), the function $W_{i_k}(x, \tilde{x})$ is positive semidefinite. For condition 1 in Definition 4, we have that

$$\begin{aligned} \dot{W}_{i_k}(x, \tilde{x}) &= \dot{V}_{i_k} + \dot{\tilde{V}}_{i_k} - \dot{h}(x)^T \tilde{h}(\tilde{x}) - h(x)^T \dot{\tilde{h}}(\tilde{x}) \\ &\leq e^T \dot{y} - \epsilon \|\dot{y}\|^2 + \tilde{e}^T \dot{\tilde{y}} - \tilde{\epsilon} \|\dot{\tilde{y}}\|^2 - \dot{y}^T \tilde{y} - y^T \dot{\tilde{y}} \\ &= (u + \tilde{y})^T \dot{y} - \epsilon \|\dot{y}\|^2 + (\tilde{u} + y)^T \dot{\tilde{y}} - \tilde{\epsilon} \|\dot{\tilde{y}}\|^2 \\ &\quad - \dot{y}^T \tilde{y} - y^T \dot{\tilde{y}} \\ &= u^T \dot{y} + \tilde{u}^T \dot{\tilde{y}} - \epsilon \|\dot{y}\|^2 - \tilde{\epsilon} \|\dot{\tilde{y}}\|^2 \\ &= \hat{u}^T \hat{\dot{y}} - \epsilon_{min} \|\hat{\dot{y}}\|^2, \end{aligned} \quad (9)$$

where the system settings $e = u + \tilde{y}$ and $\tilde{e} = \tilde{u} + y$ as shown in Fig. 1 are also used. Here, $\epsilon_{min} = \min\{\epsilon, \tilde{\epsilon}\} > 0$ is the level of output strictness for the interconnection of H_1 and H_2 . For Condition 2 in Definition 4, we have that

$$W_{i_{k+1}}(x, \tilde{x}) \leq W_{i_k}(x, \tilde{x}) \quad (10)$$

for all $k \in \mathbb{N}$ because $V_{i_{k+1}}(x) \leq V_{i_k}(x)$, $\tilde{V}_{i_{k+1}}(\tilde{x}) \leq \tilde{V}_{i_k}(\tilde{x})$, and $h(x)$ and $\tilde{h}(\tilde{x})$ are continuous. Therefore, since Conditions 1 and 2 in Definition 4 are both satisfied, then the system shown in Fig. 1 is a switched nonlinear OSNI system. In the case when H_1 and H_2 are both switched nonlinear NI, the proof of the switched nonlinear NI property for their interconnection follows from a similar analysis in the limiting case of $\epsilon = \tilde{\epsilon} = 0$. ■

4. STABILITY FOR THE INTERCONNECTION OF SWITCHED NONLINEAR NI SYSTEMS

In this section, we show that the interconnection of two switched nonlinear NI systems without external inputs is Lyapunov stable. Also, under some assumptions, the interconnection of a switched nonlinear NI system and a switched nonlinear OSNI system is asymptotically stable.

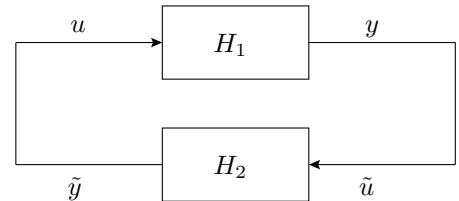


Fig. 2. Closed-loop interconnection of switched nonlinear systems H_1 and H_2 .

Theorem 2. Suppose the systems H_1 and H_2 in the interconnection in Fig. 2 are switched nonlinear NI systems of the form (4) with states $x \in \mathbb{R}^n, \tilde{x} \in \mathbb{R}^{\tilde{n}}$, inputs $u, \tilde{u} \in \mathbb{R}^p$ and outputs $y, \tilde{y} \in \mathbb{R}^p$, respectively. Also, suppose for all $i_k \in \mathcal{I}$, the function

$$V_{i_k}(x) + \tilde{V}_{i_k}(\tilde{x}) - h(x)^T \tilde{h}(\tilde{x}) \quad (11)$$

is positive definite for all $x \in \mathbb{R}^n, \tilde{x} \in \mathbb{R}^{\tilde{n}}$, where $V_{i_k}(x)$ and $\tilde{V}_{i_k}(\tilde{x})$ are storage functions satisfying Definition 3 for systems H_1 and H_2 , respectively. Then the interconnection of H_1 and H_2 shown in Fig. 2 is Lyapunov stable.

Proof. According to Theorem 1, the interconnection of two switched nonlinear NI systems is also a switched nonlinear NI system. The function in (8) satisfies $\dot{W}_{i_k}(x, \tilde{x}) \leq 0$ when there is no external input, according to (9). Assuming the function given by (11) to be positive definite ensures that $W_{i_k}(x, \tilde{x})$ is a Lyapunov function for every switching index i_k . Also, since $W_{i_k}(x, \tilde{x})$ satisfies (10), then we conclude that $W_{\sigma(t_2)}(x, \tilde{x}) \leq W_{\sigma(t_1)}(x, \tilde{x})$ for any $t_2 > t_1 \geq 0$. Therefore, the interconnection of H_1 and H_2 is Lyapunov stable. ■

It is natural to ask whether the interconnection of H_1 and H_2 shown in Fig. 2 is asymptotically stable if H_1 and H_2 are both switched nonlinear OSNI systems. Indeed, the interconnection in Fig. 2 is asymptotically stable if at least one of the systems H_1 and H_2 is OSNI. This is shown in Theorem 3, where several additional assumptions on the systems H_1 and H_2 are needed. For simplicity of notation, we omit the “tilde” in the following two assumptions.

Assumption I: Over any time interval $[t_a, t_b]$ with $t_b > t_a$, $h(x(t))$ remains constant if and only if $x(t)$ remains constant; that is $\dot{h}(x(t)) \equiv 0 \iff \dot{x}(t) \equiv 0$. Moreover, $h(x(t)) \equiv 0 \iff x(t) \equiv 0$.

Assumption II: Over any time interval $[t_a, t_b]$ with $t_b > t_a$, $x(t)$ remains constant only if $u(t)$ remains constant; that is $x(t) \equiv \bar{x} \implies u(t) \equiv \bar{u}$. Moreover, $x(t) \equiv 0 \implies u(t) \equiv 0$.

Also, for the cascade interconnection of the systems H_1 and H_2 shown in Fig. 3, suppose:

Assumption III: Given any nonzero constant input \bar{u} for the system H_1 , we obtain a corresponding output $y(t)$. Set the input of the system H_2 to be $\tilde{u}(t) \equiv y(t)$ in the cascade interconnection in Fig. 3. If the corresponding output of the system H_2 is constant; that is $\tilde{y}(t) \equiv \tilde{y}$, then we have $\bar{u} \neq \tilde{y}$. (12)



Fig. 3. Cascade interconnection of systems H_1 and H_2 .

Remark 2. Assumptions I and II are nonlinear generalizations of standard properties for linear systems. Assumption I is an observability assumption. Assumption II requires all inputs to be involved in affecting the system dynamics, which can be supposed without loss of generality. In the case of linear systems, Assumption II requires the matrix B in the realisation (A, B, C, D) of the linear system to have full column rank.

Assumption III requires the steady-state input and output of the cascade interconnection of H_1 and H_2 in Fig. 3 to be different for nonzero inputs. This assumption and the positive definiteness condition in Theorem 3 form a nonlinear counterpart of the DC gain condition

used in linear NI systems stability results (see for example Lanzon and Petersen (2008); Petersen and Lanzon (2010)).

Theorem 3. Suppose a switched nonlinear NI system H_1 and a switched nonlinear OSNI system H_2 , both of the form (4) have states $x \in \mathbb{R}^n, \tilde{x} \in \mathbb{R}^{\tilde{n}}$, inputs $u, \tilde{u} \in \mathbb{R}^p$ and outputs $y, \tilde{y} \in \mathbb{R}^p$, respectively, and are in the positive feedback interconnection in Fig. 2. Also, suppose Assumptions I-III are satisfied and for all $i_k \in \mathcal{I}$, the storage function

$$W_{i_k}(x, \tilde{x}) := V_{i_k}(x) + \tilde{V}_{i_k}(\tilde{x}) - h(x)^T \tilde{h}(\tilde{x}), \quad (13)$$

is positive definite for all $x \in \mathbb{R}^n, \tilde{x} \in \mathbb{R}^{\tilde{n}}$, where $V_{i_k}(x)$ and $\tilde{V}_{i_k}(\tilde{x})$ are positive semidefinite storage functions satisfying Definition 3 for the system H_1 and Definition 4 for the system H_2 , respectively. Then the closed-loop interconnection of the systems H_1 and H_2 in Fig. 2 is asymptotically stable.

Proof. We apply Lyapunov’s direct method. The storage function defined in (13) is positive definite for all switching indices $i_k \in \mathcal{I}$. Therefore, the storage function for the closed-loop system $W_{\sigma}(x, \tilde{x})$ is positive definite. We need to prove that $W_{\sigma}(x, \tilde{x})$ keeps decreasing until it reaches zero. We break the proof into two parts. First we show that for $t \in (t_k, t_{k+1})$ where $k \in \mathbb{N}$, the function $W_{i_k}(x, \tilde{x})$ keeps decreasing unless $x = 0$. Taking the time derivative of $W_{i_k}(x, \tilde{x})$, we have

$$\begin{aligned} \dot{W}_{i_k}(x, \tilde{x}) &= \dot{V}_{i_k}(x) + \dot{\tilde{V}}_{i_k}(\tilde{x}) - \dot{h}(x)^T \tilde{h}(\tilde{x}) - h(x)^T \dot{\tilde{h}}(\tilde{x}) \\ &= \frac{\partial V_{i_k}(x)}{\partial x} f_{i_k}(x, u) + \frac{\partial \tilde{V}_{i_k}(\tilde{x})}{\partial \tilde{x}} f_{i_k}(\tilde{x}, \tilde{u}) \\ &\quad - \left(\frac{\partial h(x)}{\partial x} f_{i_k}(x, u) \right)^T \tilde{h}(\tilde{x}) - h(x)^T \frac{\partial \tilde{h}(\tilde{x})}{\partial \tilde{x}} \tilde{f}(\tilde{x}, \tilde{u}) \\ &\leq u^T \frac{\partial h(x)}{\partial x} f_{i_k}(x, u) + \tilde{u}^T \frac{\partial \tilde{h}(\tilde{x})}{\partial \tilde{x}} \tilde{f}_{i_k}(\tilde{x}, \tilde{u}) \\ &\quad - \tilde{\epsilon} \left\| \frac{\partial \tilde{h}(\tilde{x})}{\partial \tilde{x}} \tilde{f}_{i_k}(\tilde{x}, \tilde{u}) \right\|^2 - \left(\frac{\partial h(x)}{\partial x} f_{i_k}(x, u) \right)^T \tilde{h}(\tilde{x}) \\ &\quad - h(x)^T \frac{\partial \tilde{h}(\tilde{x})}{\partial \tilde{x}} \tilde{f}(\tilde{x}, \tilde{u}) \\ &= -\tilde{\epsilon} \left\| \frac{\partial \tilde{h}(\tilde{x})}{\partial \tilde{x}} \tilde{f}_{i_k}(\tilde{x}, \tilde{u}) \right\|^2 \leq 0, \end{aligned} \quad (14)$$

where the equalities also use the closed-loop setting that $u = \tilde{y} = \tilde{h}(\tilde{x})$ and $\tilde{u} = y = h(x)$. The inequality (14) implies that $\dot{W}_{i_k}(x, \tilde{x})$ is non-increasing. Now we apply LaSalle’s invariance principle. According to (14), $\dot{W}_{i_k}(x, \tilde{x})$ remains zero only if $\frac{\partial \tilde{h}(\tilde{x})}{\partial \tilde{x}} \tilde{f}_{i_k}(\tilde{x}, \tilde{u})$ remains zero. This implies that \tilde{x} remains constant according to Assumption I. According to Assumption II, \tilde{x} remaining constant implies that \tilde{u} remains constant. Considering the setting $\tilde{u} = y$ as shown in Fig. 2, we have that y also remains constant. This implies that both x and u remain constant according to Assumptions I and II. Therefore, the system is in a steady state. In this case, the inputs $u(t)$, $\tilde{u}(t)$, states $x(t)$, $\tilde{x}(t)$ and outputs $y(t)$, $\tilde{y}(t)$ are all constant vectors, which we denote by \bar{u} , \tilde{u} , \bar{x} , \tilde{x} , \bar{y} , \tilde{y} , respectively. According to Assumption III, if $\bar{u} \neq 0$, then $\bar{u} \neq \tilde{y}$, which

5. ILLUSTRATIVE EXAMPLE

contradicts $\bar{u} = \bar{y}$. This implies that (14) can hold only if $\bar{u} = \bar{y} = 0$. According to Assumptions I and II, we have that $\bar{y} = 0 \implies \bar{x} = 0 \implies \bar{u} = \bar{y} = 0 \implies \bar{x} = 0$. This means that the system is already in equilibrium. Otherwise, $W_{i_k}(x, \tilde{x})$ keeps decreasing until it reaches zero. This completes the first part of the proof.

We also need to prove that $W_\sigma(x, \tilde{x})$ does not increase at all switching instants t_k . At a switching instant t_{k+1} , the switching index changes from i_k to i_{k+1} , which leads to a jump of $W_\sigma(x, \tilde{x})$ from $W_{i_k}(x(t_{k+1}), \tilde{x}(t_{k+1}))$ to $W_{i_{k+1}}(x(t_{k+1}), \tilde{x}(t_{k+1}))$. Note that there is no jump in the states x and \tilde{x} . Therefore, using (13), we have that

$$\begin{aligned} & W_{i_{k+1}}(x(t_{k+1}), \tilde{x}(t_{k+1})) - W_{i_k}(x(t_{k+1}), \tilde{x}(t_{k+1})) \\ &= V_{i_{k+1}}(x(t_{k+1})) + \tilde{V}_{i_{k+1}}(\tilde{x}(t_{k+1})) \\ &\quad - h(x(t_{k+1}))^T \tilde{h}(\tilde{x}(t_{k+1})) - V_{i_k}(x(t_{k+1})) \\ &\quad - \tilde{V}_{i_k}(\tilde{x}(t_{k+1})) + h(x(t_{k+1}))^T \tilde{h}(\tilde{x}(t_{k+1})) \\ &= V_{i_{k+1}}(x(t_{k+1})) - V_{i_k}(x(t_{k+1})) + \tilde{V}_{i_{k+1}}(\tilde{x}(t_{k+1})) \\ &\quad - \tilde{V}_{i_k}(\tilde{x}(t_{k+1})) \leq 0, \end{aligned}$$

according to Condition 2 in Definitions 3 and 4. Therefore, we conclude that the storage function $W_\sigma(x, \tilde{x})$ keeps decreasing monotonically except for $(x, \tilde{x}) = (0, 0)$. Since $W_\sigma(x, \tilde{x}) \geq 0$, then $W_\sigma(x, \tilde{x})$ is bounded from below and hence $W_\sigma(x, \tilde{x})$ has a limit c as $t \rightarrow \infty$. We prove by contradiction that $c = 0$. Suppose $c > 0$, then it implies that $[x(t)^T \tilde{x}(t)^T]^T \neq 0$ for all $t \geq 0$. In this case, (x, \tilde{x}) converges to a limit set \mathcal{S} such that $(x, \tilde{x}) \in \mathcal{S}$ implies $\dot{W}_\sigma(x, \tilde{x}) = 0$. However, as is proved above, $\dot{W}_\sigma(x, \tilde{x})$ remains zero only at $(x, \tilde{x}) = (0, 0)$. This contradicts $[x(t)^T \tilde{x}(t)^T]^T \neq 0$. Therefore, $c = 0$ and the system is asymptotically stable. ■

Remark 3. A special case of Theorem 3 is when there exists a common storage function for all switching indices for the system H_1 , and respectively the system H_2 ; that is $V_i(\cdot) = V_j(\cdot)$ for all $i, j \in \mathcal{I}$ and $\tilde{V}_i(\cdot) = \tilde{V}_j(\cdot)$ for all $i, j \in \tilde{\mathcal{I}}$. Although this special case is included in Theorem 3, it is important for switched systems because it allows a switched system with a finite index set \mathcal{I} to have infinite and arbitrary switching sequence. Hence, we provide a stability result particularly for this case.

Corollary 1. For the system setting in Theorem 3, suppose $V_i(\cdot) = V_j(\cdot)$ for all $i, j \in \mathcal{I}$ and $\tilde{V}_i(\cdot) = \tilde{V}_j(\cdot)$ for all $i, j \in \tilde{\mathcal{I}}$. Also, suppose Assumptions I-III are satisfied, and the storage function, given by

$$W(x, \tilde{x}) := V(x) + \tilde{V}(\tilde{x}) - h(x)^T \tilde{h}(\tilde{x}),$$

is positive definite for all $x \in \mathbb{R}^n, \tilde{x} \in \mathbb{R}^{\tilde{n}}$, where $V(x)$ and $\tilde{V}(\tilde{x})$ are the common positive semidefinite storage functions satisfying Definition 3 for the system H_1 and Definition 4 for the system H_2 , respectively. Then the closed-loop interconnection for the systems H_1 and H_2 in Fig. 2 is asymptotically stable.

Proof. Since Corollary 1 considers a special yet important case of Theorem 3, the proof follows directly from that of Theorem 3. ■

In this section, we provide a numerical example demonstrating the stability of the interconnection for a switched nonlinear NI system and a switched nonlinear OSNI system of Section 4. Here, we apply a state dependent switched nonlinear NI system called hybrid integrator-gain system (HIGS) as a controller to a mass-spring-damper system with a nonlinear spring. HIGS were developed in Deenen et al. (2017) to improve low-frequency disturbance rejection behaviour and to reduce high-frequency amplification and overshoot Heertjes et al. (2019). This is realized by a switching mechanism between an integrator mode and a gain mode. The system model of a HIGS is given in the following (see Deenen et al. (2017)):

$$\mathcal{H} : \begin{cases} \dot{x}_h(t) = \omega_h e(t), & \text{if } (e(t), u(t), \dot{e}(t)) \in \mathcal{F}_1 \\ x_h(t) = k_h e(t), & \text{if } (e(t), u(t), \dot{e}(t)) \in \mathcal{F}_2 \\ u(t) = x_h(t) \end{cases} \quad (15)$$

where $x_h(t), e(t), u(t) \in \mathbb{R}$ denote the HIGS state, input and output, respectively. For convenience, we omit the time arguments in what follows. Here, \dot{e} is the time derivative of the input e which is assumed to be continuous and piecewise differentiable. The parameters $\omega_h \in [0, \infty)$ and $k_h \in (0, \infty)$ are the integrator frequency and gain value, respectively. The sets $\mathcal{F}_1, \mathcal{F}_2 \in \mathbb{R}^3$ determine the HIGS modes of operation; that is, the integrator and gain modes, respectively. By construction, $\mathcal{F} = \mathcal{F}_1 \cup \mathcal{F}_2$ represents the sector $[0, k_h]$ as (see Deenen et al. (2017))

$$\mathcal{F} = \{(e, u, \dot{e}) \in \mathbb{R}^3 \mid eu \geq \frac{u^2}{k_h}\},$$

and \mathcal{F}_1 and \mathcal{F}_2 are defined as

$$\mathcal{F}_1 := \mathcal{F} \setminus \mathcal{F}_2;$$

$$\mathcal{F}_2 := \{(e, u, \dot{e}) \in \mathbb{R}^3 \mid u = k_h e \text{ and } \omega_h e^2 > k_h e \dot{e}\}.$$

The HIGS primarily operates in the integrator mode. It will be switched to the gain mode once the system dynamics reach the boundary of \mathcal{F} and tend to leave \mathcal{F} if it stays in the integrator mode.

As is shown in Shi et al. (2022), the two modes of the HIGS (15) satisfy the inequality (5) with a common Lyapunov function

$$V(x) = \frac{1}{2k_h} x_h^2.$$

We consider a nonlinear OSNI mass-spring-damper system of the following form to be the plant

$$\begin{aligned} H_1 : \quad \dot{x}_1 &= x_2, \\ \dot{x}_2 &= -x_1^3 - x_1 - x_2 + u \\ y &= x_1. \end{aligned} \quad (16)$$

The system is a nonlinear OSNI system with the storage function

$$V(x) = \frac{1}{4} x_1^4 + \frac{1}{2} x_1^2 + \frac{1}{2} x_2^2,$$

which satisfies inequality (3). According to Theorem 3, if the required conditions are satisfied, then the system H_1 of the form (16) can be asymptotically stabilized by applying the HIGS \mathcal{H} of the form (15) in positive feedback, as shown in Fig. 2.

Assumptions I and II are satisfied. For Assumption III, given any nonzero input \bar{u} to the system H_1 , suppose the HIGS output remains constant $x_h = \bar{x}_h$, then in the

case of integrator mode, we have $e = 0$. This implies that $x_1 \equiv e \equiv 0$. Hence, $x_2 = \dot{x}_1 \equiv 0$ and $\dot{x}_2 = 0$. Therefore, $\bar{u} = x_1^3 + x_1 = 0$. In this case, the system must be in the gain mode. We have $e = \bar{e} = \frac{1}{k_h}\bar{x}_h$. This implies that $x_1 = \bar{x}_1 = \bar{e} = \frac{1}{k_h}\bar{x}_h$. Similarly, we have $x_2 \equiv 0$ and $\dot{x}_2 = 0$, which implies that $\bar{u} = \bar{x}_1^3 + \bar{x}_1$. Hence, we need to show that

$$\bar{x}_1^3 + \bar{x}_1 \neq k_h \bar{x}_1.$$

By choosing $k_h \in (0, 1]$, this inequality is satisfied except for $\bar{x}_1 = 0$. This implies that Assumption III is satisfied. Since $k_h \leq 1$, then the storage function of the interconnection given by

$$W = \frac{1}{4}x_1^4 + \frac{1}{2}x_1^2 + \frac{1}{2}x_2^2 + \frac{1}{2k_h}x_h^2 - x_h x_1$$

is positive definite. According to Theorem 3, the interconnection of the system H_1 and the HIGS of the form (15) with $k_h \leq 1$ is asymptotically stable.

By choosing $k_h = 0.8$ and $\omega_h = 20$ and letting the system H_1 have an initial displacement $x_1 = 5$, the state trajectories of the closed-loop interconnection of the system H_1 and the HIGS \mathcal{H} are achieved via simulation and are shown in Fig. 4.

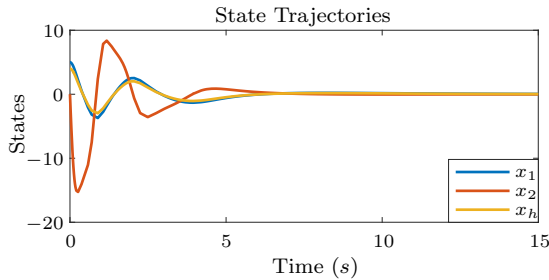


Fig. 4. State trajectories of the state variables of the closed-loop interconnection of the system H_1 given by (16) and the HIGS \mathcal{H} given by (15).

6. CONCLUSION

In this paper, the nonlinear NI systems theory has been extended to switched systems. We have provided definitions for switched nonlinear NI and OSNI systems. It has been obtained that the closed-loop interconnection of two switched nonlinear NI systems with external inputs and outputs is also switched nonlinear NI, and the closed-loop interconnection is Lyapunov stable under zero input. Under some assumptions, the closed-loop interconnection of a switched nonlinear NI system and a switched nonlinear OSNI system has been shown to be asymptotically stable under zero input. This stability result has been illustrated using an example where a nonlinear mass-spring-damper system is asymptotically stabilized by a HIGS controller, which is switched nonlinear NI.

ACKNOWLEDGEMENTS

The author Kanghong Shi thanks Nastaran Nikooienejad for sharing the simulation file of their previously co-authored paper [Shi et al. \(2022\)](#), which was referred to for the simulation of the example in the present paper.

- Bhikkaji, B., Moheimani, S.R., and Petersen, I.R. (2011). A negative imaginary approach to modeling and control of a collocated structure. *IEEE/ASME Transactions on Mechatronics*, 17(4), 717–727.
- Bhowmick, P. and Lanzon, A. (2019). Output strictly negative imaginary systems and its connections to dissipativity theory. In *2019 IEEE 58th Conference on Decision and Control (CDC)*, 6754–6759. IEEE.
- Bhowmick, P. and Patra, S. (2017). On LTI output strictly negative-imaginary systems. *Systems & Control Letters*, 100, 32–42.
- Brockett, R.W. (1993). Hybrid models for motion control systems. In *Essays on Control*, 29–53. Springer.
- Brogliato, B., Lozano, R., Maschke, B., and Egeland, O. (2007). Dissipative systems analysis and control. *Theory and Applications*.
- Cai, C. and Hagen, G. (2010). Stability analysis for a string of coupled stable subsystems with negative imaginary frequency response. *IEEE Transactions on Automatic Control*, 55(8), 1958–1963.
- Chen, W. and Saif, M. (2005). Passivity and passivity based controller design of a class of switched control systems. *IFAC Proceedings Volumes*, 38(1), 676–681.
- Das, S.K., Pota, H.R., and Petersen, I.R. (2014a). A MIMO double resonant controller design for nanopositioners. *IEEE Transactions on Nanotechnology*, 14(2), 224–237.
- Das, S.K., Pota, H.R., and Petersen, I.R. (2014b). Resonant controller design for a piezoelectric tube scanner: A mixed negative-imaginary and small-gain approach. *IEEE Transactions on Control Systems Technology*, 22(5), 1899–1906.
- Das, S.K., Pota, H.R., and Petersen, I.R. (2015). Multi-variable negative-imaginary controller design for damping and cross coupling reduction of nanopositioners: a reference model matching approach. *IEEE/ASME Transactions on Mechatronics*, 20(6), 3123–3134.
- DeCarlo, R.A., Branicky, M.S., Pettersson, S., and Lennartson, B. (2000). Perspectives and results on the stability and stabilizability of hybrid systems. *Proceedings of the IEEE*, 88(7), 1069–1082.
- Deenen, D.A., Heertjes, M.F., Heemels, W., and Nijmeijer, H. (2017). Hybrid integrator design for enhanced tracking in motion control. In *2017 American Control Conference (ACC)*, 2863–2868. IEEE.
- Ghallaab, A.G., Mabrok, M.A., and Petersen, I.R. (2018). Extending negative imaginary systems theory to nonlinear systems. In *2018 IEEE Conference on Decision and Control (CDC)*, 2348–2353. IEEE.
- Goebel, R., Sanfelice, R.G., and Teel, A.R. (2009). Hybrid dynamical systems. *IEEE control systems magazine*, 29(2), 28–93.
- Halim, D. and Moheimani, S.R. (2001). Spatial resonant control of flexible structures-application to a piezoelectric laminate beam. *IEEE Transactions on Control Systems Technology*, 9(1), 37–53.
- Heertjes, M., Irigoyen Perdiguerro, N., and Deenen, D. (2019). Robust control and data-driven tuning of a hybrid integrator-gain system with applications to wafer scanners. *International Journal of Adaptive Control and Signal Processing*, 33(2), 371–387.

- Kolmanovsky, I. and Sun, J. (2006). A multi-mode switching-based command tracking in network controlled systems with pointwise-in-time constraints and disturbance inputs. In *2006 6th World Congress on Intelligent Control and Automation*, volume 1, 199–204. IEEE.
- Lanzon, A. and Petersen, I.R. (2008). Stability robustness of a feedback interconnection of systems with negative imaginary frequency response. *IEEE Transactions on Automatic Control*, 53(4), 1042–1046.
- Liberzon, D. (2003). *Switching in systems and control*. Springer Science & Business Media.
- Liberzon, D. and Morse, A.S. (1999). Basic problems in stability and design of switched systems. *IEEE control systems magazine*, 19(5), 59–70.
- Lin, H. and Antsaklis, P.J. (2009). Stability and stabilizability of switched linear systems: a survey of recent results. *IEEE Transactions on Automatic control*, 54(2), 308–322.
- Mabrok, M.A., Kallapur, A.G., Petersen, I.R., and Lanzon, A. (2013). Spectral conditions for negative imaginary systems with applications to nanopositioning. *IEEE/ASME Transactions on Mechatronics*, 19(3), 895–903.
- Mabrok, M.A., Kallapur, A.G., Petersen, I.R., and Lanzon, A. (2014). Generalizing negative imaginary systems theory to include free body dynamics: Control of highly resonant structures with free body motion. *IEEE Transactions on Automatic Control*, 59(10), 2692–2707.
- Narendra, K.S., Driollet, O.A., Feiler, M., and George, K. (2003). Adaptive control using multiple models, switching and tuning. *International journal of adaptive control and signal processing*, 17(2), 87–102.
- Petersen, I.R. (2016). Negative imaginary systems theory and applications. *Annual Reviews in Control*, 42, 309–318.
- Petersen, I.R. and Lanzon, A. (2010). Feedback control of negative-imaginary systems. *IEEE Control Systems Magazine*, 30(5), 54–72.
- Pota, H., Moheimani, S.R., and Smith, M. (2002). Resonant controllers for smart structures. *Smart Materials and Structures*, 11(1), 1.
- Preumont, A. (2018). *Vibration control of active structures: an introduction*, volume 246. Springer.
- Rahman, M.A., Al Mamun, A., Yao, K., and Das, S.K. (2015). Design and implementation of feedback resonance compensator in hard disk drive servo system: A mixed passivity, negative-imaginary and small-gain approach in discrete time. *Journal of Control, Automation and Electrical Systems*, 26(4), 390–402.
- Shi, K., Nikooienejad, N., Petersen, I.R., and Moheimani, S.O.R. (2022). A negative imaginary approach to hybrid integrator-gain system control. In *2022 IEEE 61st Conference on Decision and Control (CDC)*, 1968–1973. IEEE.
- Shi, K., Petersen, I.R., and Vladimirov, I.G. (2021a). Necessary and sufficient conditions for state feedback equivalence to negative imaginary systems. *arXiv preprint arXiv:2109.11273*.
- Shi, K., Petersen, I.R., and Vladimirov, I.G. (2021b). Negative imaginary state feedback equivalence for systems of relative degree one and relative degree two. In *2021 60th IEEE Conference on Decision and Control (CDC)*, 3948–3953. IEEE.
- Shi, K., Petersen, I.R., and Vladimirov, I.G. (2023). Output feedback consensus for networked heterogeneous nonlinear negative-imaginary systems with free body motion. *To appear in IEEE Transactions on Automatic Control*, currently available as *Early Access article*, DOI:10.1109/TAC.2022.3221904.
- Shi, K., Vladimirov, I.G., and Petersen, I.R. (2021c). Robust output feedback consensus for networked identical nonlinear negative-imaginary systems. *IFAC-PapersOnLine*, 54(9), 239–244.
- Skafidas, E., Evans, R.J., Savkin, A.V., and Petersen, I.R. (1999). Stability results for switched controller systems. *Automatica*, 35(4), 553–564.
- Song, Z., Lanzon, A., Patra, S., and Petersen, I.R. (2012). A negative-imaginary lemma without minimality assumptions and robust state-feedback synthesis for uncertain negative-imaginary systems. *Systems & Control Letters*, 61(12), 1269–1276.
- Sun, Z. (2006). *Switched linear systems: control and design*. Springer Science & Business Media.
- Wang, J., Lanzon, A., and Petersen, I.R. (2015). Robust cooperative control of multiple heterogeneous negative-imaginary systems. *Automatica*, 61, 64–72.
- Xiong, J., Petersen, I.R., and Lanzon, A. (2009). On lossless negative imaginary systems. In *2009 7th Asian Control Conference*, 824–829. IEEE.
- Xiong, J., Petersen, I.R., and Lanzon, A. (2010). A negative imaginary lemma and the stability of interconnections of linear negative imaginary systems. *IEEE Transactions on Automatic Control*, 55(10), 2342–2347.
- Zhao, J. and Hill, D.J. (2008a). Dissipativity theory for switched systems. *IEEE Transactions on Automatic Control*, 53(4), 941–953.
- Zhao, J. and Hill, D.J. (2008b). Passivity and stability of switched systems: A multiple storage function method. *systems & control letters*, 57(2), 158–164.