

“I Want the Payment Process to be Cool”: Understanding How Interaction Factors into Security and Privacy Perception of Authentication in Virtual Reality

Jingjie Li^{*1}, Sunpreet Singh Arora², Kassem Fawaz¹, Younghyun Kim¹,
Can Liu², Sebastian Meiser^{*3}, Mohsen Minaei², Maliheh Shirvanian^{*4}, and Kim Wagner²

¹University of Wisconsin–Madison, {*jingjie.li, kfawaz, younghyun.kim*}@wisc.edu

²Visa Research, {*sunarora, caliu, mominaei, kwagner*}@visa.com

³University of Lübeck, *sebastian@meiser-web.de*

⁴Netflix Inc., *maliheh21@gmail.com*

Abstract

Users embrace the rapid development of virtual reality (VR) technology. We are witnessing a widespread adoption of VR technology in more routine settings, such as gaming, social interactions, shopping, and commerce. VR systems access sensitive user data and assets when handling these routine activities, including payment, which raises the need for user authentication in VR. However, there is a limited understanding of how users perceive user authentication in VR, in particular, how users’ interaction experiences factor into their perception of security and privacy. Our work adopts a “technology probe” approach to understand this question. We design technology probes of authentication in VR based on existing authentication interactions in both VR and the physical world. Further, we embed these probes in the routine payment of a VR game. Our qualitative analysis reveals that users face unique usability challenges in VR authentication, e.g., in motion control. Such challenges also hinder users from accessing security and privacy accurately in VR authentication. Users’ expectations for VR authentication mainly center on improvements in interaction. However, their expectations could appear non-specific and conflicting. We provide recommendations to accommodate users’ expectations and resolve conflicts between usability and security.

1 Introduction

Virtual reality (VR) systems immerse individuals in a digital world, one that simulates real-world interactions with objects and characters [6]. In addition to specialized use cases (e.g., military training and healthcare [51]), VR technology is seeing widespread adoption in more routine settings, such as gaming, social interactions, shopping, and commerce [19, 23, 56]. We are already in the early phase of a VR commerce boom, where service providers, such as retailers and banks, are creating virtual branches to serve users in popular VR worlds [33].

VR systems access sensitive user data and assets, raising the need to authenticate users, especially for payment scenar-

ios that empower the VR commerce boom [33]. VR service providers deploy user authentication methods borrowed from traditional platforms to verify users’ identities, such as using passwords and personal identification numbers (PINs). However, there is limited understanding of how users perceive user authentication in VR, especially **how users’ interaction experience factors into their security and privacy perception of authentication in VR**. Recent research has shown that the context in which authentication is used (e.g., where and for what purpose) affects users’ security and privacy perception. For example, users feel insecure when using an ATM in a crowded space [40]. VR presents a unique context where users interact with digital objects to perform routine activities, such as payment, which were once limited to conventional platforms. There is a need to understand how users perceive the security and privacy properties of payment authentication in the growing VR commerce ecosystem. With such understanding, we can guide the future design of authentication methods that are both secure and usable. Our paper provides this understanding by investigating the following research questions.

- **RQ1 – Interaction Experience:** What are the factors that contribute to users’ interaction experience of authentication in VR, and how?
- **RQ2 – Security and Privacy Perception:** How does users’ interaction experience, in regards to the above factors, affect users’ security and privacy perceptions of authentication in VR?
- **RQ3 – Meeting User Expectations:** How can we meet users’ expectations on VR authentication that improve interaction experience, security, and privacy?

To answer these questions, we leverage *technology probes* [24], a method that leverages proof-of-concept interfaces to uncover hidden phenomena in user interaction, to study user authentication in VR. We designed four probes pertaining to authentication interactions in VR – entering a PIN, tapping a virtual card, and signing a signature – to evaluate of the user interaction experience and perceived security and

^{*}The work was done while the authors were at Visa Research.

privacy. These probes follow three interaction paradigms of authentication using something you know (e.g., PIN), something you have (e.g., token), and something you are (e.g., biometrics) [52]. They resemble existing authentication mechanisms in both VR and the physical world [40]. We embed these probes in a routine payment interaction for users when they play a VR archery game, which is an ecologically valid context.

We conducted a user study with 24 participants and evaluated their experiences in the VR game with the probes. We qualitatively analyzed open-ended responses from the participants, which include 312 statements. Our analysis is also supported by quantitative ratings, e.g., the overall usability of our designs.

Our analysis reveals these findings in response to the three research questions:

- **RQ1:** Participants’ interaction experiences with VR authentication were associated with multiple factors, including the usability characteristics of authentication. When participants adapted their real-world authentication experiences in performing VR authentication, some interaction factors in VR, such as participants’ motion control and spatial awareness, posed unique usability challenges.
- **RQ2:** Participants benefited from the realistic interactions in VR authentication in translating real-world perception of authentication into VR. However, participants faced the gap due to usability issues in VR, e.g., losing the sense of signing their signature. Also, the gamified VR context may reduce participants’ sensitivity to security and privacy.
- **RQ3:** Participants’ expectations for VR authentication centered around improving the interaction factors, e.g., making the interface more engaging. Although their expectations were sometimes nonspecific and even appeared conflicting, e.g., the need for receiving feedback and a reduced interaction burden.

Based on our findings, we propose several recommendations to accommodate participants’ expectations for VR authentication, further resolving the gaps and conflicts. To reduce the uncertainties from the environment of VR authentication, we suggest service providers not only inform users but provide active access control to mitigate threats, e.g., an invisible phishing interface. Further, engaging interface designs can motivate users to understand the security properties of authentication. In addition, we discuss the open challenges and opportunities in implementing these recommendations, e.g., identifying the responsibility among stakeholders in VR and payment ecosystems.

2 Methodology

We use a “technology probe” approach to understand how interaction experiences affect users’ perception of authentication in VR and extract design guidelines [24]. The idea of the “technology probe” approach entails using a set of proof-of-concept interfaces. As these interfaces package basic interactions, researchers can reveal phenomena otherwise hidden from user interactions [10]. This approach is commonly used to evaluate emerging technologies, including VR and user authentication [40, 59]. Our probes implement the core interaction patterns of user authentication to elicit users’ responses in regard to users’ interaction experience and perception of security and privacy. We deploy our probes for users to make routine payments in a VR game, which is an ecologically valid context.

2.1 Probe Design



Figure 1: Our four probes for VR authentication.

Our probe designs represent three major paradigms of interactive user authentication leveraging something you know (PIN), something you have (a virtual card), and something you are (signature) [52]. We designed four probes: (1) floating PIN pad (PIN-F), (2) on-kiosk PIN pad (PIN-K), (3) tap-to-pay (TAP), and (4) signature (SIGN).

The following describes the design of the four probes, which are shown in Figure 1.

Floating PIN pad (PIN-F). PIN-F resembles the default virtual input interface of many VR platforms, where users interact with a floating PIN pad. PIN-F conceptualizes the idea of giving users a personal and isolated virtual experience in authentication. Users enter PINs via pointing on a floating PIN pad that follows users’ viewport. PIN-F randomizes the PIN layout, which is a common security mechanism in digital PIN pad against observers [40].

On-kiosk PIN pad (PIN-K). In contrast to PIN-F, for PIN-K, we mapped real-world interfaces into VR. Such mapping is becoming a popular design choice to recreate real-world experiences in VR [4]. PIN-K maps real-world experiences into the VR scene by rendering its PIN pad on the kiosk where users initiate and confirm payment. As such, users do not experience a gap in the transition between authentication and other payment tasks, e.g., selecting the items.

Tap-to-pay (TAP). TAP represents how users could use a personal virtual object as a unique token to authenticate. It establishes the realistic mapping by rendering a credit card as the authentication token. To pay, users take out a virtual credit card from an inventory on their virtual body and tap the card on the kiosk display. The kiosk checks whether the card is in proximity and being held by the user. In addition, the virtual card renders a name and a card number.

Signature (SIGN). SIGN represents how users draw a unique signature to give consent and prove their identity. It maps the real-world signing processes. Users grab a virtual pen from the kiosk and sign on the designated area using the hand-held controller; Only after users sign, they can proceed to check out.

Note that, as technology probes for interaction, our designs only package the essential frontend interaction instead of the full backend of authentication mechanisms, e.g., verifying an encrypted token or comparing signatures. Instead, our study adopts the idea in “Wizard-of-Oz” studies [42] in creating an impression that the system has the full functionality through a mock registration process.

2.2 Experiment Context: VR Archery Game

We design a VR game – an archery contest – where participants trade in-game credits, using the probes to authenticate their payment. Participants earn credits by shooting virtual targets and consume these points when they refill arrows. To make the game and payment realistic to participants, we match their in-game credits with a physical award: the participant who scores the highest wins a grand prize (a 90 USD smartwatch). In the below, we further describe the main components in this game (see Figure 2).

Environment. We situate the contest in an indoor archery range. We assign the participant a chamber. In the chamber, the participant can find the bow set and a kiosk instructing them to shoot, refill arrows, and authenticate their payment. We place the targets towards the other end of the room at a distance. The participant can also find the information display that shows their current credits and remaining progress.

Bow set. The participant can interact with the bow using the two hand-held VR controllers. They need one hand to hold the bow and the other hand to draw. The participant shoot the arrow toward the target by releasing the drawing hand. The participant will need to refill after they use up three arrows.

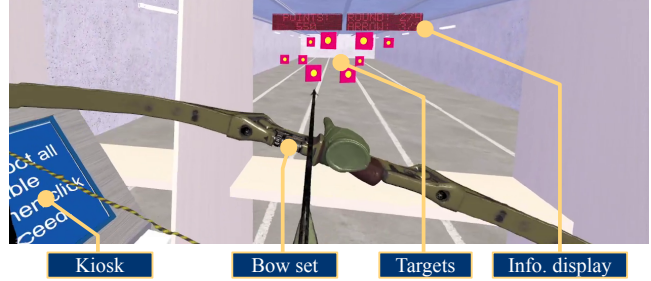


Figure 2: The environment of our archery game with key components marked.

Each arrow consumes ten credits.

Targets. We place eight targets in the range at two different distances. Taking down each closer target rewards 20 credits to the participants while 30 for the farther targets.

Kiosk. The kiosk displays game instructions and payment interfaces. To refill arrows, participants interact with the kiosk to select how many arrows to load. After the participant confirms the selection, the kiosk will display the authentication interface among one of the four probes. Once the participant completes authentication, the kiosk will display a waiting page that emulates the running backend processes. After that, the kiosk will accept the credit payment and refill arrows.

Information display. The display shows the current credit, the remaining arrows, and how many rounds the participant has completed.

Implementation. We implemented our VR game using Unity, a mainstream VR engine, and C#. In the experiment, we ran the game on a commodity PC (CPU: Intel i7-12700F, GPU: Nvidia 3060Ti), which is connected to an Oculus Quest 2 VR headset. Participants interacted using the headset and its hand-held controllers.

2.3 Experiment Design

Here we explain our experimental procedure, the instruments we used to collect users’ responses, and our recruitment.

2.3.1 Experimental Procedure

We designed a with-in subject experiment to evaluate the four probes. The study consists of two phases—an enrollment phase and the main study phase. The purpose of enrollment is to familiarize participants with our VR and authentication setups. In the main study, participants played the VR game and interacted with our probes during authentication. Figure 3 illustrates our experimental procedure

Enrollment. The experimenter first obtained consent and asked the participant to complete a pre-study survey. After

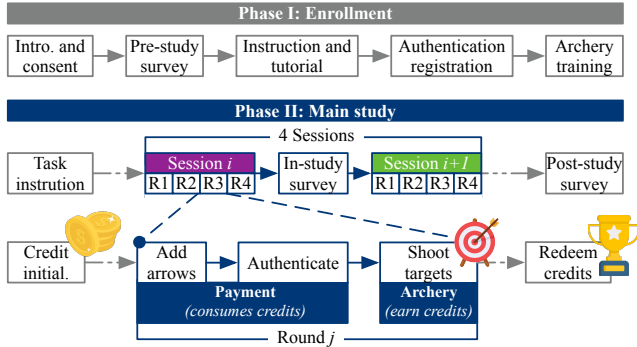


Figure 3: Our experimental procedure.

that, the experimenter explained the game context to the participants. We assigned participants a “nickname” for the game. The experimenter then introduced the PIN, the virtual card, and the signature setup to the participant (we assigned each participant the same credential information for the statistics of authentication time). We described to the participants that they would enroll the information, including the signature, for the use of authentication in the second phase. The experimenter then walked participants through how to use our VR setup. After the tutorial, the experimenter let the participants practice with the registration kiosk, similar to the one they will use for authentication, and present their credentials to it. After registration, the participant will practice archery. The enrollment phase took about 20 minutes.

Main study. The one-hour main study took place on another day to reduce participants’ fatigue. We first reminded the participants of the study procedure, game context, and the authentication interaction.

Then, the participant entered the game with 400 points. They proceeded to finish four sessions; each includes the game with an in-study survey. In each session, the participant will pay using one of the probes (in a randomized order) to authenticate. Each session consists of three rounds. Participants authenticated to pay for the arrows (min: 1, max: 3), except the first round of every session where three arrows were free. At the end of each session, the participant completed an in-study survey. And after the second session, the participant took a rest outside of VR. After four sessions, we instructed the participant to fill in the post-study survey. Then, they redeemed the credits, which we used to compete for the grand prize after we stopped recruitment.

After the experiment, we disclosed our full study purpose to the participant. We clarified that our focus is to evaluate the interaction experience from the frontend, and we did not process their information, i.e., signature, in the backend.

2.3.2 Instruments

Our study mainly relies on surveys that elicit users’ responses for our qualitative analysis. We chose to use surveys instead of more active methods such as think-aloud studies [11] to minimize the interference with users’ game experiences.

Pre-study survey. In the pre-study survey, we collected participants’ demographic backgrounds, including their gender, age, education, and experience with VR. We also used the standard affinity for technology interaction (ATI) score (computed from 6-point Likert ratings) to understand participants’ tech-savviness [18].

In-study survey. The in-study survey assessed (1) users’ general experience in the VR context and (2) the perceived usability of authentication probes. For the former, we used the IPQ VR presence questionnaire, a standard measure of users’ sense of presence in VR. The sense of presence is a commonly adopted measure of VR experience. It is defined as users’ subjective perception of being and acting in the virtual world (though their body resides in the physical world) [55]. This measure consists of four sub-scales (1) sense of being here (PRES), (2) spatial presence (SP), (3) involvement (INV), and (4) experienced realism (REAL). For the perceived usability, we collected participants’ open-ended comments on the usability issues of each authentication probe when participants exited VR. Moreover, participants completed the system usability scale (SUS), a standard measure to assess the overall perceived usability, for each authentication probe [5].

Game log. In addition, we logged participants’ behaviors and timings in the game, including their archery performance as well as the time spent on payment and authentication. We used these objective behavior logs to support our qualitative findings.

Post-study survey. The post-study survey consists of three major components. First, to understand participants’ engagement in the routine payment of the game, we asked them to explain how they decided on the number of arrows to pay. Second, we wanted to understand participants’ security and privacy perception of payment authentication. We designed questions to elicit participants’ responses from different angles. From prior research, we identified the five aspects related to the security and privacy of payment authentication, namely *consent* [22, 38], *security* [27], *privacy* [71], *being alerted* [26, 50, 66], and *in control* [45]. We asked the participants to evaluate and elaborate on their agreement on statements related to the five aspects. One example is: when the participant used TAP to pay for arrows, “I [the participant] felt that my [the participant’s] payment was secured”. We collected both their Likert-scale rating and open-ended responses to explain perceptions. However, rather than relying on the quantitative ratings, we mainly study the relation between interaction experiences and perception from their open-ended responses. Third, the post-study survey asked participants

about their preferences among the four probes, their quality expectations that affect their preferences, and their suggestions to improve these probes. We use these questions to understand users' expectations on VR authentication.

2.3.3 Participants and Recruitment

Our study and recruitment were approved by the IRB-equivalent body of our organization. Consistent with prior work in VR authentication [40], we recruited 24 participants from our organization. We stopped recruiting when we observed data saturation from our qualitative coding [20]. Each participant received compensation (a 30 USD gift) after they completed the study.

The demographics of participants are as follows. 18 out of 24 identified themselves as male (6 female). 16 of them are in the 25-29 age group. 20 of them completed or were studying for a graduate degree. Most participants have a background in computer science. Participants' ATI score (mean: 4.35, std: 1.1) shows a high affinity for technology interaction [18]. 20 participants had used VR before (mainly for gaming). But none of the 20 participants frequently used it.

2.4 Data Analysis

To analyze such qualitative data, the first author started open coding and took memos while recruiting participants. Meanwhile, another researcher coded data independently. The whole team discussed the memos, reconciled the codes, and refined the codebook iteratively. Using Grounded Theory [64], high-level themes emerge from our coding. And the two coders reached high inter-rater reliability (Cohen's Kappa $\kappa = 0.81$) using 25% of the statements. When we observed data saturation from our coding [54], we stopped recruiting. We make our codebook available via an anonymous link.¹ In Figure 4, we show our analysis framework along with themes we identified from analysis.

In addition, we report the quantitative data to support our qualitative analysis, including the IPQ questionnaire, SUS scales, and participants' Likert-scale rating on security and privacy perception.

2.5 Limitations

Our study has the following limitations. First, our participant population has a demographic bias, e.g., most participants are tech-savvy. Using a technology probe, our study's objective is not to generalize but present a set of findings and recommendations that guide future design. Nevertheless, our analysis reveals that even these tech-savvy participants faced challenges in interaction with VR and assessing security and privacy, let alone other users. Future work may study the probes with a

¹Our codebook and survey are available at: https://osf.io/bcne7/?view_only=717805fc875847c19e5e1d5ef97a16e5

more diverse population, generalize the findings, and quantitatively measure users' experiences and perceptions. Second, our study does not investigate how users use VR authentication longitudinally in the wild where users' experience and perception of security and privacy may change over time. In addition, participants' self-reported responses may be biased due to social desirability [48]. Despite these limitations, we believe that our work still presents a significant contribution. To the best of our knowledge, our exploratory study is the first to investigate the interplay between interaction experience and perception of security and privacy for VR authentication.

3 RQ1: Interaction Experience

Participants' interaction experiences are dependent on factors around two main aspects: (1) the perceived usability of authentication using the four setups and (2) their experience in the VR game – the context for payment authentication.

3.1 Perceived Usability of Authentication

We reveal the components in authentication interaction and their associated characteristics, which affect overall usability.

3.1.1 Components of Authentication Interaction

We categorize the interaction components of VR authentication interaction into three themes: (1) motion control, (2) authentication interface, and (3) process of authentication.

Motion control. Participants performed gestures and interacted with digital objects when they authenticated. The motion control in making these actions in VR impacted the usability of authentication regarding the three subthemes (1) spatial awareness in the VR space, (2) action control and consistency, and (3) interaction modality.

First, *spatial awareness in the VR space* includes feeling a virtual object in relation to their avatar. Some participants noticed their lack of spatial awareness hindered them in controlling a virtual object, e.g., stretching their arm to sign a signature:

“It takes a while to get used to the proper distance between the pen and the kiosk screen.” (P7)

On the other hand, the *action control and consistency* impacted the quality of participants' actions, e.g., how their gestures aligned with their intention, via the hand-held controllers. Participants preferred to have better *action control and consistency* when interacting with digital components. For example, one participant preferred PIN-K over PIN-F due to such consistency in entering PINs.

“The floating idea seemed okay, but I think the stable kiosk was easier to use as it allowed for better calibration of my pointer.” (P10)

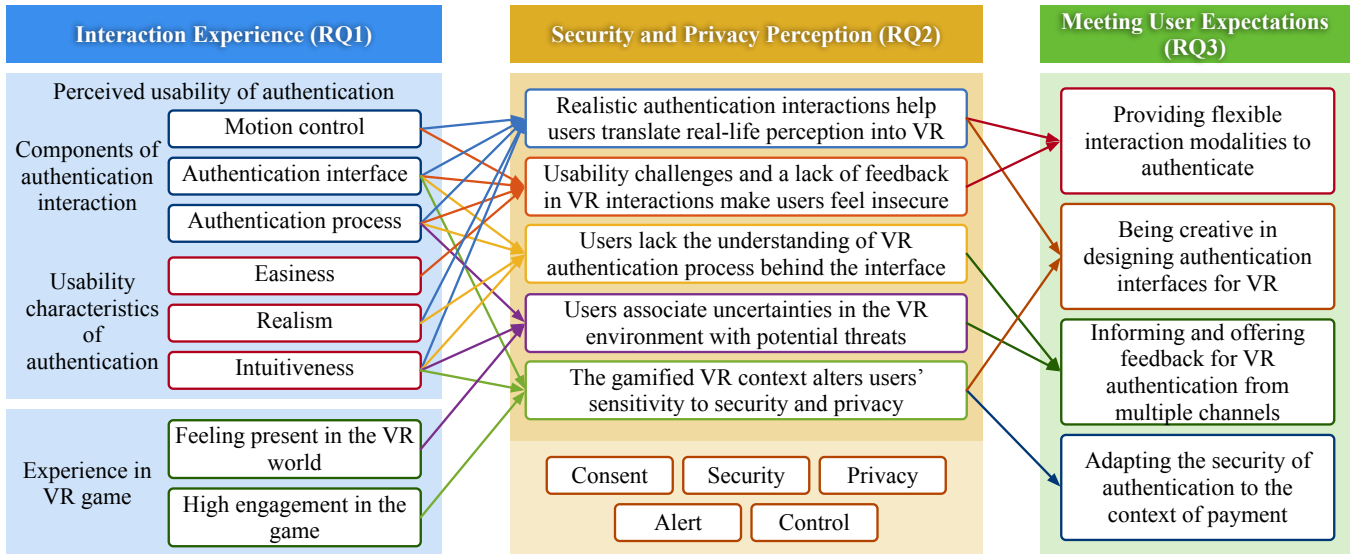


Figure 4: Our analysis framework and summary of results. We connect themes that are most related across research questions.

Last, participants had different preferences over the *interaction modality* used to control interface components, e.g., using the controller to sign:

“could be easier if I can just use my finger to sign because grabbing the pen is not [a] very good experience.” (P24)

They also compared it to other interaction modalities in the real world, for example, “laser pointer is less similar to using keyboards in real world.” (P2)

Authentication interface. The design of the authentication interfaces affected participants’ perceived usability regarding (1) the interface presentation and (2) the interaction feedback.

The *interface presentation* relates to how the interface components for authentication are displayed and visualized. Participants sometimes expect different presentations in VR than in the real world. For example, PIN-K displays the PIN pad on the kiosk, which requires participants to move their avatar compared to PIN-F:

“This seemed like the real world kiosk, where the number-pad was at a fixed place. I had to move to get a better look at the numpad.” (P13)

In another example, one participant mentioned the aesthetic style of the virtual card:

“expect some more fancy effects than real life card experience, such as when success the card shows another color etc.” (P24)

The *interaction feedback* refers to how the authentication system confirms participants’ actions, e.g., delivering a confirm message as P24 described above. Some participants were

concerned about the lack of this feedback during authentication in VR. Such feedback includes visual and haptic cues. Sometimes, they expected the feedback they would receive in the real world, e.g., the sense of writing on a paper.

“It is still usable and the pen writes like real writing but still did not get the feeling of writing on a paper.” (P1)

Process of authentication. The process of authentication affects perceived usability due to (1) its learning curve, (2) the transition in workflow, and (3) knowledge to memorize. The *learning curve* refers to how easy participants will get used to the interactions in VR. For example, one participant felt signing was easy after practicing.

“It’s very easy to learn and use, and the functionality can be easily picked up.” (P3)

Meanwhile, authentication probes may require multiple steps of interaction, i.e. the *transitions in the workflow* participants perceived simpler transition in the workflow of authentication as merit, which relates to the difficulties of VR motion control:

“I do not need to accomplish complicated movements/actions in the virtual env.” (P18)

This aspect was also related to the security measures, i.e., PIN pad shuffling in our probes: “The challenging part was that the numbers shifted locations between attempts” (P13).

In addition, how much *knowledge to memorize* the participants should memorize is associated with their experiences. More than remembering every step to complete the authentication, participants mentioned the burden of memorizing the PIN: “It was hard for me to memorize the pin” (P11).

3.1.2 Usability Characteristics of Authentication

Participants mentioned multiple usability characteristics of the authentication interactions related to the above components. These characteristics are in three themes: (1) easiness, (2) realism, and (3) intuitiveness. Then, we explain how the characteristics, along with the interaction components, affect the overall usability of each authentication probe.

Easiness. Other than generally describing an interaction as easy or cumbersome, participants associate easiness with *comfortability* of interacting in VR, the *physical, mental, and time efforts*, and the *smoothness* of the interaction process. Participants perceived the easiness of one authentication method differently. For example, as mentioned before, some participants thought signing was easy, while others did not. One participant felt it was easy conceptually but hard in practice when performing the VR gesture.

“Signature: it was conceptually easy, but the execution was somewhat cumbersome and it required a complex gesture.” (P6)

Realism. Participants often liked the VR interaction and interfaces that are realistic as in real life, which made them feel *familiar* and *immersed*. However, the participants differed in such perception due to their prior experience. For example, one participant did not think a shuffled PIN pad is realistic for an ATM or gas station.

“I got confused by the randomization of the numbers on the pin-pad. I am not used to this since most terminals have a fixed layout (I am thinking of ATMs and gas stations).” (P5)

Meanwhile, when participants felt immersed in VR, some of them did not like authentication to break such experience through an “unreal” interface:

“the floated pad makes it so unreal that I know it is in VR rather than real life. I do not like the experience.” (P24)

Intuitiveness. Last, participants were in favor of interfaces that are intuitive. The intuitiveness appears as a result of the interaction interface being *simple* and *clear*, and participants could rely on their prior authentication experience in real life: *The interface is intuitive and somewhat matches what you have in real life*” (P7). However, as mentioned above, some participants got confused by the interaction components, e.g., the shuffled PIN pad.

Overall usability. In Figure 8, the overall usability for the four probes via participants’ SUS rating, a standard usability metric. In addition, we also compare the authentication time in Figure 9. TAP received the highest SUS score (mean: 82.1, std: 14.6), indicating “excellent” usability [5]. It has the merit of easiness, realism, and intuitiveness. Nevertheless, some users still mentioned the burden of walking towards the kiosk to tap: *“because in this game I [the participant] have no arms*

that I can extend my reach to a kiosk that is a few feet away” (P16).

PIN-F (mean: 70.6, std: 19.9) and PIN-K (mean: 76.1, std: 11.7) closely follow TAP, showing a “good” usability. Participants liked their usability because they were familiar with this scheme, and it was relatively easy, despite the effort in memorizing and entering the PINs. However, the margin between PIN-F and PIN-K is small. Participants commented on different usability issues for them. For PIN-K, though it looked more real, some participants felt burdensome walking towards the kiosk to see the PIN pad clearly; others thought entering the keys on a moving PIN pad (PIN-F) was distracting.

SIGN (mean: 60.7, std: 14.7) has the lowest score among the four but still has an “OK” usability. Though its interface seemed intuitive, signing with the virtual pen was not easy for multiple participants in VR, as *“signing in the virtual world was very different as compared to the real world”* (P13).

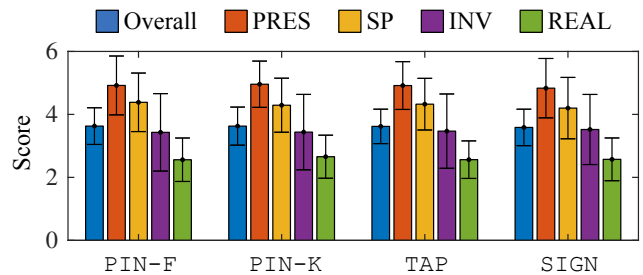


Figure 5: IPQ sense of presence scores for the four authentication probes. A higher score indicates a higher level of presence. From 0 to 6, a score higher than 3 stands for neutral. All subscales have a positive mean score, except REAL. The IPQ scores of our setups are consistent with prior implementations for VR authentication [40].

3.2 Experience in the VR Game

Participants’ interaction experiences also consist of their game experiences. We notice that participants perceived a high presence in the VR world and demonstrated high engagement in the game.

Feeling present in the VR world. Using the IPQ presence questionnaire (Figure 5), we observe that participants had a positive rating on their presence in the VR world overall. At the same time, we do not see a noticeable difference in the IPQ scores between different authentication probes, which confirms that authentication is perceived as a secondary task [14].

High engagement in the game. We found that participants were highly engaged in the archery game and the routine payment. When describing their motivation in deciding on the arrows to pay for, participants mentioned the reasons for *their strategy to compete* and *enjoyment of the game*. Participants’ strategies are based on their confidence in the archery skill and

a cost-benefit analysis. Among them, 19 explicitly mentioned that they would like to shoot as many arrows as they could, and six people said it was fun to play. However, participants' archery performances differed a lot. They obtained a final score of 824.17 on average but had a large gap between the highest and the lowest (1470 and 190).

4 RQ2: Security and Privacy Perception

This section reveals how the interaction experiences we discussed in the previous section factor into participants' security and privacy perception of authentication. We qualitatively analyze participants' responses and show five themes in Figure 4. We then explain each aspect regarding participants' rating on the four authentication probes.

4.1 Influences of Interaction on Perception

We present five key insights that explain how the interaction factors influence participants' perception of authentication. We find that interaction with authentication mechanisms in VR serves as a bridge between participants' perceptions of VR and their real-life experiences. However, contextual uncertainties in VR make understanding of threats and risks more difficult.

Realistic authentication interactions help users translate real-life perceptions into VR. More than contributing to usability, realistic authentication interactions and interfaces bridge participants' security and privacy perceptions. However, there is still a gap in fully mirroring users' real-world sensations in VR, which reduces the perceived consent and security. For example, this gap reduces participants' feeling of giving consent to pay when signing in VR.

"The sign-to-pay method was a bit hard to use, so I think I just tried to write something, and I felt less like providing my signature." (P10)

Similarly, the same participant felt TAP not secure as they still thought *"it's not my [their] real card but a card-like object"* (P10).

Second, participants' real-life experiences differed, manifesting in their perceptions in VR. For example, one user thought SIGN is less reasonable as they *"rarely signed to pay (only recently in the US...)"* (P6). Meanwhile, others *"naturally perceive it as giving my [their] consent."* as they usually did in the physical world (P12).

In addition, participants sometimes evaluated the realism of authentication interaction based on how it is related to the context of payment. One participant noticed little difference in how the four authentication probes alert them for payments:

"Similar to transactions in physical world i felt the need to be alerted for payments across all the methods." (P13)

Another participant thought authentication by card-tapping in TAP is most specific to payment scenarios.

"Grabbing the card and making the payment made it seem like an actual payment. The other 3 felt like they could have been anything." (P9)

However, interactions that exactly mirror the physical world might not necessarily fulfill participants' security and privacy needs. They expected *"we could do more than real life with card"* in VR (P24) – as mentioned in Section 3.1.1, P24 thought the virtual card could inform them of authentication results by changing its color. P10 felt more secure and alerted to pay when using the floating PIN pad of PIN-F, which gives them a more personal view compared to the kiosk in PIN-K.

"I think pin numbers are genuinely more secure, but I would vote more highly for the floating method because it seems a bit harder for others to see the numbers that I am putting in." (P10)

Usability challenges and a lack of feedback in VR interactions make users feel insecure. Usability challenges during interaction reduced realism of authentication mechanisms for participants. In addition, lack of proper feedback negatively impacts participants' perception of consent in VR. Some participants assumed that the certain authentication mechanisms trade off security for usability e.g., accepting an inconsistent or even impersonated signature:

"The sign-to-pay felt the most insecure as people easily have access to my cheques and can probably fake in the VR world since the VR signatures were clearly less accurate than the real-world." (P5)

Authentication mechanisms that involved interactions without apparent feedback made participants question their security despite good usability, e.g., unexpected behaviors in VR, e.g., *"making accident payment"* (P15). In another example, P2 thought TAP seemed too easy without any warning:

"Tap-to-pay seems more no-brainer, so it is better to give warnings." (P2)

A subset of participants were willing to accept additional friction during interaction for security and transparency, including the shuffled PIN pad.

Users lack the understanding of VR authentication processes behind the interface. Due to similar processes in VR, participants transferred their prior knowledge about physical-world authentication into understanding the security and privacy of VR authentication. Examples of the processes include possessing secret knowledge (PIN), that is *"only known by me [the participant]"*, and using the shuffled PIN pad, which *"gave me [the participant] some sense of security"* (P20, P17). Though participants' prior understanding could differ, for example, whether the PIN is personal compared to the signature:

“Sign-to-pay requires my signature, so it requires more information from me. The pin is not personal information, so the privacy concern is less.” (P20)

Meanwhile, participants also brought their knowledge in identifying the vulnerability of VR authentication. For example, PINs and signatures in VR are also prone to malware.

“Similar reason that pins and signatures are just exposed to the game or malware in the gaming system.” (P24)

Moreover, participants were aware of the differences in VR authentication’s backend compared to authentication in the physical world, although they shared similar interactions and interfaces. However, they felt difficult in assessing the inherent security and privacy of VR authentication, *“without more information on how the payment actually works”* (P13). Some participants assumed VR used different mechanisms than the physical world. Some of them thought that there could be additional verification or certification steps for the virtual card in TAP.

“I don’t know how the backend works, I assume it should require a pre-certification process such as a cookie.” (P3)

As such, P3 also struggled to define a proper threat model:

“Ofc, to consider this deeply requires a solid definition about what adversary we are facing. E.g., a man-in-the-middle or ish.” (P3)

Last, some participants felt a lack of trust due to such ambiguity in VR authentication and the technology generally. For example, P12’s described how their negative perception of TAP’s security came from their distrust of VR.

“Tap-to-pay was the simplest, but it was way too simple to believe that the entire payment process behind the scene was dealt with as I wanted. I’m not sure if this is due to my distrust to the specific payment system, or just to the VR world, or both.” (P12)

Users associate uncertainties in the VR environment with potential threats. Participants also lacked awareness of their VR environment. Some were not sure how the VR environment would cater to multiple users sharing the same space, and prevent users from performing malicious actions. P1 was afraid that he would expose his PINs to other users in the same VR space.

“If I was sharing my virtual space with others and they can see what I was typing then I would have gone for “Sign to pay” (although not so usable).” (P1)

Another concern with malicious users is that they could leverage their prior knowledge about a potential target from the physical world to launch attacks in VR:

“signing can be also copied by anyone who knows my signature in the real world.” (P12)

Participants were also concerned about attacks in VR that could be more imperceptible to them than the physical world, e.g., using an invisible terminal to phish users.

“Tap-to-pay is the easiest, but I feel it not safe because I can easily touch it to an invisible system in the VR world.” (P19)

Attacks in VR may have different degrees of noticeability. For example, participants would not necessarily realize their PINs being observed *“unlike [attackers] stealing a card”* (P6).

The gamified VR context alters users’ sensitivity to security and privacy. Note that our context for user authentication is participants’ routine payment in a VR game. As described, participants were highly engaged in the game. However, such game context reduced some participants’ sensitivity to security and privacy. P7 argued that they did not feel losing privacy in a VR game compared to real-life transactions.

“In the context of the game I didn’t feel like giving away privacy. However if I were to imagine this with real transactions, then I’d feel like giving some of my privacy away, similar to every time I pay with something else than cash.” (P7)

The gamified interactions and interfaces of some authentication probes also made some participants feel less related to security and privacy. For example, when signing a signature in VR, the feeling of playing a game overrode P7’s sense of giving consent.

“The sign to pay wasn’t completely obvious you were actually paying for something, it could have been part of the game to have to write your name.” (P7)

Similarly, P10 thought PIN-F *“felt a bit too much like being in a game as well”* compared to PIN-K (P10).

4.2 Overall Perception

In Figure 6, we show participants’ overall rating of perception regarding the five aspects (consent, security, privacy, being alerted, and in control). Below we further explain their ratings.

Consent. PIN-F and PIN-K made more participants feel they gave consent compared with the TAP and SIGN. Compared to TAP, the higher level of user interaction in providing PINs contributed to this result. However, TAP still gave participants a decent feeling of giving consent, benefiting from the realistic interface. As mentioned before, the usability hurdle of signing in VR reduced participants’ feeling of providing consent using SIGN.

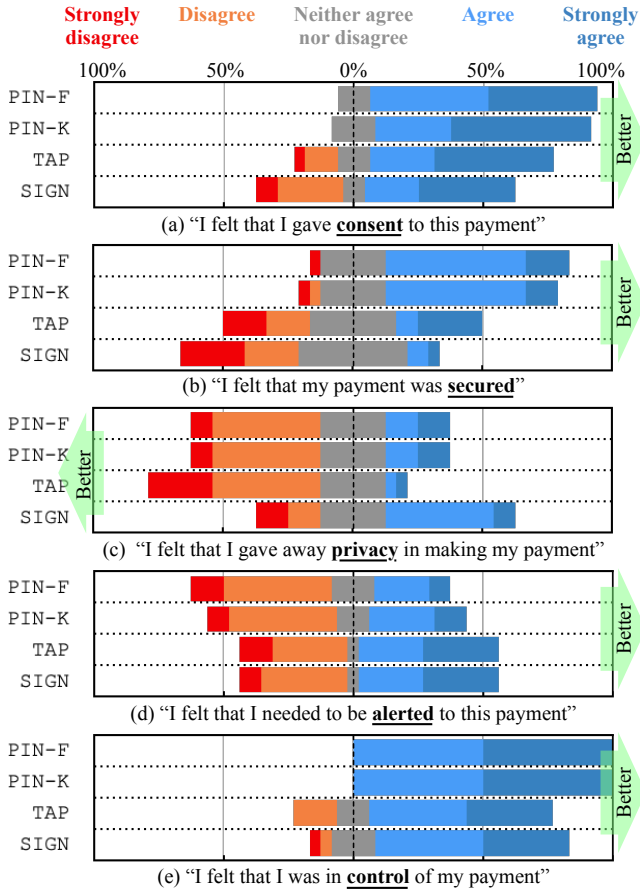


Figure 6: Overall security and privacy perception of the four probes. We color-coded the bars (red: strongly disagree, orange: disagree, grey: neither agree nor disagree, light blue: agree, dark blue: strongly agree)

Security. Most participants associated PIN authentication, a familiar method, with security. Though participants were still concerned about shouldering-surfing attacks, some appreciated the shuffled PIN pad and the more personal PIN pad in PIN-F. The response for TAP is polarized (many of them responded neither disagree nor agree). Participants lacked information to assess this method from the interaction. Some participants were afraid of unexpected behaviors; Others trusted TAP to have comparable security measures as the physical credit card. As mentioned for SIGN, participants thought their VR signatures could be more easily forged as the system seemed to have a higher tolerance for accepting inconsistent signatures.

Privacy. The participants were more in agreement than disagreement that TAP put their privacy less at risk. For those who felt they were losing privacy in TAP, they thought their name and card number rendered on the virtual card was a concern. In contrast, more participants associated drawing their signature with a privacy loss to either the payment authentication

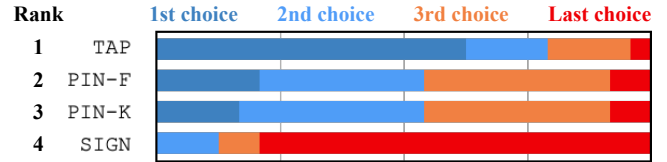


Figure 7: Overall payment preference of the four probes. The bars are color coded dark blue, light blue, orange and red to indicate the fraction of users that selected each probe respectively to be their 1st, 2nd, 3rd and last choice.

systems or bystanders. In the two PIN methods, participants were less concerned about their privacy when compared to SIGN but not as confident as they are in TAP. This contradiction is due to whether the participants considered the secret PIN personal information.

Being alerted. Participants’ responses to all four authentication setups are polarized for this aspect. In general, higher levels of interaction alerted users. Such polarized responses are due to how much attention the participants paid to compensate in matching their cautiousness on potential security risks. For example, some participants paid extra attention to TAP as it was too easy, while others did not.

In control. Engagement in interaction smoothly and the sense of ownership made participants feel in control. For example, participants thought they were in control of PIN-F and PIN-K the action of providing PIN is explicit and looks familiar. In contrast, several participants thought they did not feel in control with TAP, as the card did not seem too personal, and the interaction appeared frivolous. The barriers to drawing VR signatures made some participants feel out of control with SIGN.

5 RQ3: Meeting User Expectations

In this section, we summarize how we can meet participants’ requirements and expectations for VR authentication from their preferences on our authentication probes, suggestions to improve the probes, and desired qualities of payment authentication.

We first show participants’ overall preference over the four probes. The majority of the participants selected TAP as their top priority and selected SIGN as their last choice. PIN-F and PIN-K, with little difference between themselves, follow TAP. This result directly reflects that participants prioritized the usability of authentication. Nevertheless, most participants also mentioned that they valued security and privacy, along with usability.

Next, we present four themes from users’ requirements for VR authentication. These themes mainly center around improvements in authentication interaction, which also improve participants’ perceived security and privacy.

Providing flexible interaction modalities to authenticate.

Participants expected interaction modalities that are more flexible and personalized to them. Such flexibility might make authentication in VR easier through better realism and accessibility. For example, some participants considered hand-gesture interaction an alternative to a controller. Moreover, the authentication system could support a variety of interactions inspired by real-world interaction. For example, P14 mentioned the potential of swiping or inserting a card to pay other than tapping:

“There are also insert-card-to-pay and swipe-to-pay scenarios.” (P14)

Being creative in designing authentication interfaces for VR. Participants were aware that mapping realistic authentication interactions into VR might reduce the learning curve in early adoption, especially for the elderly:

“The users (especially elders) would hesitate to move onto this whole new experience if there is nothing that resembles their previous experience in the real world.” (P12)

Nevertheless, many of them expected the VR authentication interface to be creative instead of using an exact mapping. Such creativity may also improve usability, e.g., saving physical effort by *“tap to pay on a floating panel”* (P23); or it may add functions regarding the usage in payment. For example, P20 desired a wallet interface to hold multiple virtual cards, and they could *“select the card from a pop up UI”* (P20); Further, participants also anticipated emotional appeals (e.g., enjoyment) from the authentication interfaces, especially in the game context.

“I want the payment process to be cool and make me feel good. some visual effects could help and make me happy to make the payment.” (P24)

However, multiple participants expected such creativity and novelty in VR without bringing specific ideas.

“However I do hope there are better ways to do than emulating real world payment system in the virtual world.” (P7)

Informing and offering feedback for VR authentication from multiple channels. Many participants desired feedback and transparency in VR authentication for security and privacy. First, they expected feedback in the virtual world to increase their awareness of the VR surroundings and unexpected behaviors. For example, P21 suggests using a virtual mirror to inform them of their surroundings.

“For pin-to-pay, maybe add some mirrors to reflect the surrounding environment.” (P21)

Similarly, P24 wanted to *“add a cancelation feature in case of an accidental grasp-and-tap”* (P24). Also, VR authentication may leverage different modalities, e.g., visual effects and sound, to deliver feedback.

Moreover, participants demand transparency of VR authentication from the physical world. P8 wanted to be informed about suspicious activities through email even when they are in the physical world.

“I could only become sure of its security depending on how the system notifies me w.r.t. suspicious activity (e.g., sending me an SMS/email/etc.)” (P8)

Meanwhile, service providers may open-source their protocol to authenticate users.

“Transparent: All the codes and methods behind should be well-defined and open-sourced.” (P3)

Adapting the security of authentication to the context of payment.

In Section 4.1, we find that the VR game might reduce some participants’ sensitivity to security and privacy. Nevertheless, participants did expect security measures for different contexts of payment. One participant proposed that authentication can happen at launch time on device instead of a routine in the app – *“after authentication one can use any stored information to do payment (including card information).”* (P11) Nevertheless, P8 stated that multi-factor authentication can be helpful when handling large payments.

“Tap-to-pay: ask the user to enter pin from time-to-time (or when the object in question is above a certain price) as an extra layer of authentication.” (P8)

Also, the system may offer additional security for shared usage e.g., to ensure *“no accident payment from the kids”* (P20).

In summary, we observe that most participants’ requirements centered around interaction experiences and the usability of authentication. Their requirements align with our findings in RQ2 – how interaction experiences influence security and privacy perception. However, participants’ requirements could be non-specific, especially regarding security and privacy, due to their lack of understanding of VR. Sometimes, participants’ requirements might lead to conflicts, e.g., the need for feedback vs. the interaction effort, but participants rarely named options to resolve these conflicts.

6 Discussion

Our findings yield recommendations to guide the design of future VR authentication by resolving the uncertainties in VR environments, offering transparent authentication interfaces, and identifying the responsibility to implement such improvements.

Summary of findings. In response to RQ1, we observe participants’ interaction experiences with VR authentication depended on multiple factors, including the components of authentication interaction, usability characteristics of authentication, and the context of authentication (e.g., routine payment in a VR game). These factors helped participants adapt

their real-world authentication experiences into VR. However, VR posed unique usability challenges to participants' motion control and spatial awareness when they performed authentication.

In response to **RQ2**, we find that realistic interactions in VR authentication helped users translate their real-world perception of authentication into VR. However, due to usability issues in VR, participants faced difficulties assessing their security and privacy concerns. They lost the sense of signing their signatures, lacked knowledge of VR authentication's backend, and exhibited uncertainties about their virtual surroundings. In addition, the gamified VR context sometimes reduced participants' sensitivity to security and privacy.

In response to **RQ3**, we identify participants' expectations and requirements for VR authentication, which centered around improving the interaction factors. For example, participants demanded flexible and engaging interfaces for authentication. However, their expectations can sometimes be nonspecific and even appear conflicting, e.g., the need for receiving feedback and a reduced interaction burden.

Resolving the perceptual uncertainties and ambiguity for VR authentication. The lack of awareness in a VR environment, due to usability challenges or deception, prevents users from adequately assessing security and privacy. Therefore, we provide the following recommendations to resolve the uncertainties from the virtual world, the physical environment, and the authentication interface itself.

First, the VR platform could employ *access control to actively safeguard users' virtual assets*. The VR platform could control others' access to one user's scene when they perform authentication. It can also monitor the VR scenes to detect and mitigate potential threats, e.g., an over-privileged VR recorder or a hidden phishing interface [53].

Next, the VR platform could *make users aware of their physical environment, e.g., bystanders*. The VR experiences immerse users into the virtual world so that users lack the awareness of physical surroundings, leading to safety and security issues, such as shoulder-surfing. While the VR platform could notify users of the bystanders [28], VR designers should avoid breaking the immersion or inducing security fatigue. They may consider visualizing the bystanders with digital avatars that match the aesthetic style of the VR scene.

Third, the VR platform should *not misrepresent the security properties of its authentication interfaces*. Users might draw overestimate the security of VR authentication based on how much the interface look similar to their prior experiences. For example, while inserting a card into a reader looks similar, the technology to secure a VR token would be different than the EMV chip in a physical credit card [60]. Thus, the service provider should explain how the authentication's backend processes work in an understandable manner.

Engaging users in understanding the security and privacy of VR through authentication interface designs.

Users have a limited and differing understanding of VR's inherent security and privacy properties. The security model of VR authentication can be more involved than the conventional platforms. For example, second factor authentication in VR can include virtual behavioral biometrics, e.g., how to perform tap a card, along virtual token-based authentication methods. As such, we provide suggestions to help users understand such properties through enjoyable VR interactions. We hope that the result is helping users better decide between usability, security, and privacy when using VR authentication.

Authentication service providers could *convey the security and privacy properties through engaging interfaces*. Instead of displaying text messages, the service could convey these properties through the interface interaction of VR authentication in a more engaging way. Such designs can be enjoyable, thus motivating users to adopt them. For example, the interface could visualize the biometrics being used for authentication around users' avatar [35]. Or the designer could gamify the authentication experiences, e.g, showing a reward badge after users made effort in completing a multi-factor authentication [43].

As users will use VR authentication for payments in contexts other than gaming, the interface *design should match the context of payment*, including its aesthetic style. Otherwise, the immersion experience might be broken leading to security fatigue. Moreover, the interface design of authentication could relay different levels of urgency according to its context, e.g., the amount of transaction, through color signals or haptic cues [3].

Establishing persistent trust of authentication in VR via standardization. Securing VR authentication involves multiple stakeholders, which might be problematic to the users. For example, users might not trust some stakeholders due to preconceptions. Here, we identify the open challenges and opportunities in establishing user trust in VR.

First, *identifying the responsibility for various stakeholders in the VR and payment ecosystems* is challenging. Multiple stakeholders, such as the hardware/software platform providers, app developers, and service providers for payment, will be involved to provide a secure authentication experience to users. It is an open challenge to identify the responsibility of each stakeholder, especially in decentralized VR [8].

Second, we see an opportunity in that established service providers could *standardize VR authentication and provide transparency*. For example, the Metaverse Standards Forum [17] invites hundreds of service providers and academic partners to provide interoperability for VR in the metaverse. Such standardization can also include guidelines and open API for authentication in VR. Service providers may also leverage established infrastructure, e.g., social login and paired device, to provide persistent trust and transparency [57].

Future research direction. Our work opens up several directions for future research. First, researchers could study how users from different backgrounds, e.g., different age groups and technology expertise, perceive VR authentication [49]. Our study presents the findings from users that are tech-savvy and security-informed.

Second, researchers may want to study VR authentication in different usage contexts. Besides routine payment in a VR game, VR payments could happen in different applications (e.g., shopping) and through various payment methods, including crypto-currencies. The infrastructure of the payment method, such as the blockchain, will affect users' perception of security and privacy.

Third, we encourage future research to investigate users' longitudinal adoption and use of VR authentication through diary studies [21]. Users' security and privacy attitudes may vary over time as they interact with the system. Such longitudinal studies may allow researchers to capture more usability and security issues in the wild, e.g., how users react to suspicious activities and threats [16].

Last, we hope future work could engage users in the co-design process of VR authentication [67]. In a participatory design study, experts and users could collaboratively design the frontend interaction and backend infrastructure of VR authentication systems.

7 Related Work

User authentication in virtual/augmented reality (VR/AR). Prevailing user authentication methods on smart devices such as smartphones and digital assistants use one or more of the following factors: (i) unique knowledge such as PIN and/or unlock pattern [62], (ii) physical biometrics, for example, iris [30], (iii) behavioral biometrics, for instance, gestures [37], or (iv) tokens, for example, a device with coded ID data [44]. These authentication methods can be extended to VR. VR/AR devices can leverage user data captured from various sensory inputs (e.g., head and hand movement) and immersive displays to prevent impersonation and shoulder-surfing attacks [65]. Users of VR/AR may input their secret knowledge, e.g., PIN, to the authentication service using non-traditional methods. For example, In RubikAuth [41], users provide PINs by selecting digits from a virtual 3D cube via eye gaze, head pose, and controller tapping. In Olade et al. [46], users use different methods to draw unlock patterns in VR. Researchers have also proposed using different biometric traits for authentication in VR/AR, such as motion trajectory [31], electromyography [12], eye tracking [70]. Some proposed biometric authentication methods for VR/AR leverage not only users' inherent physiological traits but also their unique behavioral traits when performing particular tasks in VR/AR, e.g., throwing a ball [36]. While users may use physical and digital tokens in authentication and access control for VR/AR [9, 47], these

authentication methods often require active interaction with the VR/AR interfaces. This raises usability issues and also presents a tradeoff between security and privacy [57].

Security and privacy perception. Users' perceptions of security and privacy based on their interactions with a system impact how readily they adopt and use the system. For example, Distler et al. [15] studied how user interface (UI) designs impact users' perceived security of mobile e-voting apps. They discovered that the lack of appropriate UI feedback and contextual information reduces users' sense of security. Users' security and privacy perceptions also depend on other factors, such as personal experience. Jeong and Chiasson [25] found that children and adults have different interpretations and perceptions of security warnings, e.g., whether an icon of a police officer represents security. Differing preconceptions are challenging for establishing trust with the system, even with visual security clues [58]. Researchers also investigated how users perceive the security and privacy of user authentication mechanisms. Much work has focused on established authentication methods, e.g., the FIDO2 authentication. Lyasani et al. [39] discovered that users are concerned about the security issues in losing the authentication token. Lassak et al.'s study [32] indicated that users have misconceptions about how biometric data is stored using FIDO2 biometric authentication. Both studies showed that users' security perception of authentication does not necessarily match the inherent security. Recent research also focused on users' security and privacy perception in VR. VR developers and users felt the lack of privacy due to opaque data collection policies [2]. Many users center their concern around the threats from other users, e.g., as a bystander [13]. Users are also concerned about being deceived by the digital content in VR [34].

User authentication for payment. Authentication requirements can differ in different settings. For example, using a chip card may suffice in a physical store, whereas additional one-time passwords (OTPs) may be required while shopping online [1]. The perceived security of authentication also impact users' adoption and use of payment services. For example, there is a significant uptake of mobile payments because users associate perceived control and security with user authentication on their devices [68]. Voskoboynikov et al. also showed similar takeaways from their study on cryptocurrency wallets: some users desired enhanced security using biometrics when transferring funds [63]. Users' understanding of how the payment services ensure the security of authentication, e.g., the confidentiality of the password, also impacts their trust [69]. Different authentication processes for conducting payments in different geographies can also result in differing perceptions of security [7]. The environment where users authenticate for payment factors into their perceived security. For example, several users indicated authenticating with an ATM is riskier than payments in a restaurant due to their unawareness of attacks [61]. In addition to security, fac-

tors such as usability in using a user authentication method, also impacts use of associated payment service [29].

8 Conclusion

We presented a technology probe study to investigate how interaction experiences in VR authentication affect users' security and privacy perception. We designed four probes, using a PIN, a virtual card, and a signature, that represent the paradigms of user authentication. We embedded these probes in the routine payments of a VR archery game. In our user study, we collected participants' responses using surveys regarding interaction experiences, security and privacy perceptions, and expectations for authentication. We revealed that VR interactions posed unique usability challenges, e.g., in controlling motion. These challenges also created difficulties when participants translated their real-life perceptions into VR. Participants' expectations centered around improving interaction factors. However, their expectations were sometimes nonspecific and conflicting.

References

- [1] Sagar Acharya, Apoorva Polawar, and PY Pawar. Two factor authentication using smartphone generated one time password. *IOSR Journal of Computer Engineering (IOSR-JCE)*, 11(2):85–90, 2013.
- [2] Devon Adams, Alseny Bah, Catherine Barwulor, Nureli Musaby, Kadeem Pitkin, and Elissa M Redmiles. Ethics emerging: The story of privacy and security perceptions in virtual reality. In *Symposium on Usable Privacy and Security (SOUPS)*, pages 427–442, 2018.
- [3] Harini Alagarai Sampath, Bipin Indurkha, Eunhwa Lee, and Yudong Bae. Towards multimodal affective feedback: Interaction between visual and haptic modalities. In *ACM Conference on Human Factors in Computing Systems (CHI)*, pages 2043–2052, 2015.
- [4] Ferran Argelaguet and Carlos Andujar. A survey of 3D object selection techniques for virtual environments. *Computers & Graphics*, 37(3):121–136, 2013.
- [5] John Brooke. SUS: A retrospective. *Journal of Usability Studies*, 8(2):29–40, 2013.
- [6] Grigore C Burdea and Philippe Coiffet. *Virtual reality technology*. John Wiley & Sons, 2003.
- [7] Karoline Busse, Mohammad Tahaei, Katharina Kromholz, Emanuel von Zezschwitz, Matthew Smith, Jing Tian, and Wenyuan Xu. Cash, cards or cryptocurrencies? A study of payment culture in four countries. In *IEEE European Symposium on Security and Privacy Workshops (EuroS&PW)*, pages 200–209, 2020.
- [8] Alberto Cannavo and Fabrizio Lamberti. How blockchain, virtual reality, and augmented reality are converging, and why. *IEEE Consumer Electronics Magazine*, 10(5):6–13, 2020.
- [9] Pan Chan, Tzipora Halevi, and Nasir Memon. Glass OPT: Secure and convenient user authentication on google glass. In *International Conference on Financial Cryptography and Data Security (FC)*, pages 298–308, 2015.
- [10] Varun Chandrasekaran, Suman Banerjee, Bilge Mutlu, and Kassem Fawaz. PowerCut and obfuscator: An exploration of the design space for privacy-preserving interventions for smart speakers. In *Symposium on Usable Privacy and Security (SOUPS)*, pages 535–552, 2021.
- [11] Elizabeth Charters. The use of think-aloud methods in qualitative research an introduction to think-aloud methods. *Brock Education Journal*, 12(2), 2003.
- [12] Yuxin Chen, Zhuolin Yang, Ruben Abbou, Pedro Lopes, Ben Y Zhao, and Haitao Zheng. User authentication via electrical muscle stimulation. In *Proceedings of the 2021 CHI Conference on Human Factors in Computing Systems*, pages 1–15, 2021.
- [13] Jaybie A De Guzman, Kanchana Thilakarathna, and Aruna Seneviratne. Security and privacy approaches in mixed reality: A literature survey. *ACM Computing Surveys (CSUR)*, 52(6):1–37, 2019.
- [14] Alexander De Luca, Marc Langheinrich, and Heinrich Hussmann. Towards understanding ATM security: A field study of real world ATM use. In *Symposium on Usable Privacy and Security (SOUPS)*, pages 1–10, 2010.
- [15] Verena Distler, Marie-Laure Zollinger, Carine Lallemand, Peter B Roenne, Peter YA Ryan, and Vincent Koenig. Security-visible, yet unseen? In *ACM Conference on Human Factors in Computing Systems (CHI)*, pages 1–13, 2019.
- [16] Julie S Downs, Mandy Holbrook, and Lorrie Faith Cranor. Behavioral response to phishing risk. In *Anti-phishing Working Groups Annual eCrime Researchers Summit (eCrime)*, pages 37–44, 2007.
- [17] Metaverse Standards Forum. Metaverse Standards Forum Homepage. <https://metaverse-standards.org>, 2022.
- [18] Thomas Franke, Christiane Attig, and Daniel Wessel. A personal resource for technology interaction: Development and validation of the affinity for technology interaction (ATI) scale. *International Journal of Human-Computer Interaction*, 35(6):456–467, 2019.

- [19] Guo Freeman and Divine Maloney. Body, avatar, and me: The presentation and perception of self in social virtual reality. *Proceedings of the ACM on Human-Computer Interaction*, 4(CSCW3):1–27, 2021.
- [20] Greg Guest, Arwen Bunce, and Laura Johnson. How many interviews are enough? an experiment with data saturation and variability. *Field methods*, 18(1):59–82, 2006.
- [21] Eiji Hayashi and Jason Hong. A diary study of password usage in daily life. In *Proceedings of the SIGCHI Conference on Human Factors in Computing Systems*, pages 2627–2630, 2011.
- [22] Amir Herzberg. Payments and banking with mobile personal devices. *Communications of the ACM*, 46(5):53–58, 2003.
- [23] Philipp Hock, Sebastian Benedikter, Jan Gugenheimer, and Enrico Rukzio. Carvr: Enabling in-car virtual reality entertainment. In *Proceedings of the 2017 CHI Conference on Human Factors in Computing Systems*, pages 4034–4044, 2017.
- [24] Hilary Hutchinson, Wendy Mackay, Bo Westerlund, Benjamin B Bederson, Allison Druin, Catherine Plaisant, Michel Beaudouin-Lafon, Stéphane Conversy, Helen Evans, Heiko Hansen, et al. Technology probes: inspiring design for and with families. In *Proceedings of the SIGCHI conference on Human factors in computing systems*, pages 17–24, 2003.
- [25] Rebecca Jeong and Sonia Chiasson. 'lime', 'open lock', and 'blocked' children's perception of colors, symbols, and words in cybersecurity warnings. In *Proceedings of the 2020 CHI Conference on Human Factors in Computing Systems*, pages 1–13, 2020.
- [26] Hassan Khan, Urs Hengartner, and Daniel Vogel. Usability and security perceptions of implicit authentication: convenient, secure, sometimes annoying. In *Eleventh Symposium on Usable Privacy and Security (SOUPS 2015)*, pages 225–239, 2015.
- [27] Changsu Kim, Wang Tao, Namchul Shin, and Ki-Soo Kim. An empirical study of customers' perceptions of security and trust in e-payment systems. *Electronic commerce research and applications*, 9(1):84–95, 2010.
- [28] Yoshiki Kudo, Anthony Tang, Kazuyuki Fujita, Isamu Endo, Kazuki Takashima, and Yoshifumi Kitamura. Towards balancing vr immersion and bystander awareness. *Proc. ACM Hum. Comput. Interact.*, 5(ISS):1–22, 2021.
- [29] Sari Kujala, Ruth Mugge, and Talya Miron-Shatz. The role of expectations in service evaluation: A longitudinal study of a proximity mobile payment service. *International Journal of Human-Computer Studies*, 98:51–61, 2017.
- [30] Ajay Kumar and Arun Passi. Comparison and combination of iris matchers for reliable personal authentication. *Pattern recognition*, 43(3):1016–1026, 2010.
- [31] Alexander Kupin, Benjamin Moeller, Yijun Jiang, Natasha Kholgade Banerjee, and Sean Banerjee. Task-driven biometric authentication of users in virtual reality (vr) environments. In *International conference on multimedia modeling*, pages 55–67. Springer, 2019.
- [32] Leona Lassak, Annika Hildebrandt, Maximilian Golla, and Blase Ur. "It's stored, hopefully, on an encrypted server": Mitigating users' misconceptions about {FIDO2} biometric {WebAuthn}. In *30th USENIX Security Symposium (USENIX Security 21)*, pages 91–108, 2021.
- [33] Yvonne Lau. JPMorgan bets the metaverse is a \$1 trillion yearly opportunity and opens the first virtual bank. <https://fortune.com/2022/02/16/jpmorgan-first-bank-join-metaverse/>, 2022.
- [34] Kiron Lebeck, Kimberly Ruth, Tadayoshi Kohno, and Franziska Roesner. Towards security and privacy for multi-user augmented reality: Foundations with end users. In *2018 IEEE Symposium on Security and Privacy (SP)*, pages 392–408. IEEE, 2018.
- [35] Sueyoon Lee, Abdallah El Ali, Maarten Wijntjes, and Pablo Cesar. Understanding and designing avatar biosignal visualizations for social virtual reality entertainment. In *CHI Conference on Human Factors in Computing Systems*, pages 1–15, 2022.
- [36] Jonathan Liebers, Mark Abdelaziz, Lukas Mecke, Alia Saad, Jonas Auda, Uwe Gruenefeld, Florian Alt, and Stefan Schneegass. Understanding user identification in virtual reality through behavioral biometrics and the effect of body normalization. In *Proceedings of the 2021 CHI Conference on Human Factors in Computing Systems*, pages 1–11, 2021.
- [37] Can Liu, Gradeigh D Clark, and Janne Lindqvist. Where usability and security go hand-in-hand: Robust gesture-based authentication for mobile systems. In *Proceedings of the 2017 CHI Conference on Human Factors in Computing Systems*, pages 374–386, 2017.
- [38] Sanam Ghorbani Lyastani, Michael Schilling, Michaela Neumayr, Michael Backes, and Sven Bugiel. Is fido2 the kingslayer of user authentication? a comparative usability study of fido2 passwordless authentication. In *IEEE Symposium on Security and Privacy*, pages 268–285, 2020.

- [39] Sanam Ghorbani Lyastani, Michael Schilling, Michaela Neumayr, Michael Backes, and Sven Bugiel. Is fido2 the kingslayer of user authentication? a comparative usability study of fido2 passwordless authentication. In *IEEE Symposium on Security and Privacy*, pages 268–285, 2020.
- [40] Florian Mathis, Kami Vaniea, and Mohamed Khamis. Can I borrow your ATM? Using virtual reality for (simulated) in situ authentication research. In *2022 IEEE Conference on Virtual Reality and 3D User Interfaces (VR)*, pages 301–310. IEEE, 2022.
- [41] Florian Mathis, John H Williamson, Kami Vaniea, and Mohamed Khamis. Fast and secure authentication in virtual reality using coordinated 3d manipulation and pointing. *ACM Transactions on Computer-Human Interaction (ToCHI)*, 28(1):1–44, 2021.
- [42] Lukas Mecke, Ken Pfeuffer, Sarah Prange, and Florian Alt. Open sesame! user perception of physical, biometric, and behavioural authentication concepts to open doors. In *Proceedings of the 17th international conference on mobile and ubiquitous multimedia*, pages 153–159, 2018.
- [43] Nicholas Micallef and Nalin Asanka Gamagedara Arachchilage. A gamified approach to improve users’ memorability of fall-back authentication. In *Symposium on Usable Privacy and Security (SOUPS)*, 2017.
- [44] Phuc Nguyen, Ufuk Muncuk, Ashwin Ashok, Kaushik R Chowdhury, Marco Gruteser, and Tam Vu. Battery-free identification token for touch sensing devices. In *Proceedings of the 14th ACM Conference on Embedded Network Sensor Systems CD-ROM*, pages 109–122, 2016.
- [45] Maria Nilsson, Anne Adams, and Simon Herd. Building security and trust in online banking. In *CHI’05 Extended Abstracts on Human Factors in Computing Systems*, pages 1701–1704, 2005.
- [46] Ilesanmi Olade, Hai-Ning Liang, Charles Fleming, and Christopher Champion. Exploring the vulnerabilities and advantages of swipe or pattern authentication in virtual reality (VR). In *Proceedings of the 2020 4th International Conference on Virtual and Augmented Reality Simulations*, pages 45–52, 2020.
- [47] Nuno Pereira, Anthony Rowe, Michael W Farb, Ivan Liang, Edward Lu, and Eric Riebling. Arena: The augmented reality edge networking architecture. In *2021 IEEE International Symposium on Mixed and Augmented Reality (ISMAR)*, pages 479–488. IEEE, 2021.
- [48] Derek L Phillips and Kevin J Clancy. Some effects of “Social desirability” in survey studies. *American journal of sociology*, 77(5):921–940, 1972.
- [49] Dhanush Kumar Ratakonda, Tyler French, and Jerry Alan Fails. My name is my password: Understanding children’s authentication practices. In *Proceedings of the 18th ACM International Conference on Interaction Design and Children*, pages 501–507, 2019.
- [50] Ken Reese, Trevor Smith, Jonathan Dutton, Jonathan Armknecht, Jacob Cameron, and Kent Seamons. A usability study of five two-factor authentication methods. In *Fifteenth Symposium on Usable Privacy and Security (SOUPS 2019)*, pages 357–370, 2019.
- [51] Albert Rizzo, Thomas D Parsons, Belinda Lange, Patrick Kenny, John G Buckwalter, Barbara Rothbaum, JoAnn Difede, John Frazier, Brad Newman, Josh Williams, et al. Virtual reality goes to war: A brief review of the future of military behavioral healthcare. *Journal of clinical psychology in medical settings*, 18(2):176–187, 2011.
- [52] Ron Ross, Victoria Pillitteri, Kelley Dempsey, Mark Riddle, and Gary Guissanie. Protecting controlled unclassified information in nonfederal systems and organizations. Technical report, National Institute of Standards and Technology, 2019.
- [53] Kimberly Ruth, Tadayoshi Kohno, and Franziska Roesner. Secure {Multi-User} content sharing for augmented reality applications. In *28th USENIX Security Symposium (USENIX Security 19)*, pages 141–158, 2019.
- [54] Benjamin Saunders, Julius Sim, Tom Kingstone, Shula Baker, Jackie Waterfield, Bernadette Bartlam, Heather Burroughs, and Clare Jinks. Saturation in qualitative research: exploring its conceptualization and operationalization. *Quality & quantity*, 52(4):1893–1907, 2018.
- [55] Valentin Schwind, Pascal Knierim, Nico Haas, and Niels Henze. Using presence questionnaires in virtual reality. In *Proceedings of the 2019 CHI conference on human factors in computing systems*, pages 1–12, 2019.
- [56] Marco Speicher, Sebastian Cucerca, and Antonio Krüger. Vrshop: a mobile interactive virtual reality shopping environment combining the benefits of on-and offline shopping. *Proceedings of the ACM on Interactive, Mobile, Wearable and Ubiquitous Technologies*, 1(3):1–31, 2017.
- [57] Sophie Stephenson, Bijeeta Pal, Stephen Fan, Earlene Fernandes, Yuhang Zhao, and Rahul Chatterjee. Sok: Authentication in augmented and virtual reality. In *2022 IEEE Symposium on Security and Privacy (SP)*, pages 1552–1552. IEEE Computer Society, 2022.
- [58] Christian Stransky, Dominik Wermke, Johanna Schrader, Nicolas Huaman, Yasemin Acar, Anna Lena Fehlhaber,

- Miranda Wei, Blase Ur, and Sascha Fahl. On the limited impact of visualizing encryption: Perceptions of E2E messaging security. In *Seventeenth Symposium on Usable Privacy and Security (SOUPS 2021)*, pages 437–454, 2021.
- [59] Kymeng Tang, Kathrin Gerling, and Luc Geurts. Virtual feed: A simulated breastfeeding experience in virtual reality. In *Extended Abstracts of the 2021 CHI Conference on Human Factors in Computing Systems*, pages 1–4, 2021.
- [60] Jordi van den Breekel, Diego A Ortiz-Yepes, Erik Poll, and Joeri de Ruiter. Emv in a nutshell. Technical report, Technical Report, 2016 [retrieved on Mar. 25, 2019]. Retrieved from Internet . . . , 2016.
- [61] Melanie Volkamer, Andreas Gutmann, Karen Renaud, Paul Gerber, and Peter Mayer. Replication study: A {Cross-Country} field observation study of real world {PIN} usage at {ATMs} and in various electronic payment scenarios. In *Fourteenth symposium on usable privacy and security (SOUPS 2018)*, pages 1–11, 2018.
- [62] Emanuel Von Zeszschwitz, Paul Dunphy, and Alexander De Luca. Patterns in the wild: a field study of the usability of pattern and pin-based authentication on mobile devices. In *Proceedings of the 15th international conference on Human-computer interaction with mobile devices and services*, pages 261–270, 2013.
- [63] Artemij Voskobochnikov, Oliver Wiese, Masoud Mehrabi Koushki, Volker Roth, and Konstantin Beznosov. The u in crypto stands for usable: An empirical study of user experience with mobile cryptocurrency wallets. In *Proceedings of the 2021 CHI Conference on Human Factors in Computing Systems*, pages 1–14, 2021.
- [64] Diane Walker and Florence Myrick. Grounded theory: An exploration of process and procedure. *Qualitative health research*, 16(4):547–559, 2006.
- [65] Kieran Watson, Robin Bretin, Mohamed Khamis, and Florian Mathis. The feet in human-centred security: Investigating foot-based user authentication for public displays. In *CHI Conference on Human Factors in Computing Systems Extended Abstracts*, pages 1–9, 2022.
- [66] Flynn Wolf, Ravi Kuber, and Adam J Aviv. “Pretty close to a must-have”: Balancing usability desire and security concern in biometric adoption. In *Proceedings of the 2019 CHI Conference on Human Factors in Computing Systems*, pages 1–12, 2019.
- [67] Yaxing Yao, Justin Reed Basdeo, Smirity Kaushik, and Yang Wang. Defending my castle: A co-design study of privacy mechanisms for smart homes. In *Proceedings of the 2019 chi conference on human factors in computing systems*, pages 1–12, 2019.
- [68] Jiaxin Zhang, Yan Luximon, and Yao Song. The role of consumers’ perceived security, perceived control, interface design features, and conscientiousness in continuous use of mobile payment services. *Sustainability*, 11(23):6843, 2019.
- [69] Tao Zhou. The effect of initial trust on user adoption of mobile payment. *Information development*, 27(4):290–300, 2011.
- [70] Huadi Zhu, Wenqiang Jin, Mingyan Xiao, Srinivasan Murali, and Ming Li. Blinkkey: A two-factor user authentication method for virtual reality devices. *Proceedings of the ACM on Interactive, Mobile, Wearable and Ubiquitous Technologies*, 4(4):1–29, 2020.
- [71] Verena Zimmermann and Nina Gerber. The password is dead, long live the password—a laboratory study on user perceptions of authentication schemes. *International Journal of Human-Computer Studies*, 133:26–44, 2020.

A Appendix

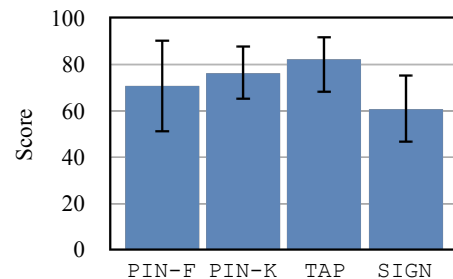


Figure 8: SUS scores (average and standard deviation) for each authentication probe.

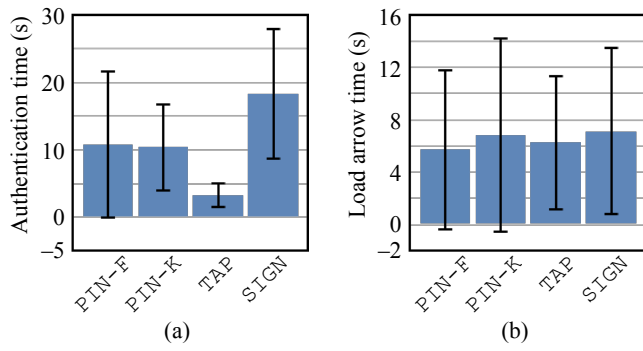


Figure 9: (a) Authentication time (average and standard deviation) for each probe, and (b) time taken to load arrows in the game by participants.