

# VEIL: Vetting Extracted Image Labels from In-the-Wild Captions for Weakly-Supervised Object Detection

Arushi Rai  
University of Pittsburgh  
arr159@pitt.edu

Adriana Kovashka  
University of Pittsburgh  
kovashka@cs.pitt.edu

## Abstract

The use of large-scale vision-language datasets is limited for object detection due to the negative impact of label noise on localization. Prior methods have shown how such large-scale datasets can be used for pretraining, which can provide initial signal for localization, but is insufficient without clean bounding-box data for at least some categories. We propose a technique to “vet” labels extracted from noisy captions, and use them for weakly-supervised object detection (WSOD), without any bounding boxes. We analyze and annotate the types of label noise in captions in our Caption Label Noise dataset, and train a classifier that predicts if an extracted label is actually present in the image or not. Our classifier generalizes across dataset boundaries and across categories. We compare the classifier to nine baselines on five datasets, and demonstrate that it can improve WSOD without label vetting by 30% (31.2 to 40.5 mAP when evaluated on PASCAL VOC). See dataset at: <https://github.com/arushirai1/CLaNDataset>.

## 1 Introduction

Freely available vision-language (VL) data has shown great promise in advancing vision tasks (Radford et al., 2021; Mahajan et al., 2018; Jia et al., 2021). Unlike smaller, curated vision-language datasets like COCO (Lin et al., 2014), captions on the web (Ordonez et al., 2011; Desai et al., 2021; Changpinyo et al., 2021) only *partially* describe the corresponding image, and often describe the *context*, which could include objects that do not appear in the image. We hypothesize this poses a greater challenge for weakly-supervised object detection (WSOD) than learning cross-modal representations for image recognition (e.g. as in CLIP). WSOD involves learning to localize objects, i.e. predict bounding box coordinates along with the corresponding semantic label, from image-level labels only (i.e. using weaker supervision than the outputs



Figure 1: Examples of noisy extracted labels (underlined) from our Caption Label Noise dataset. We categorize types of similar context present instead of the underlined object, as well as types of visual defects and linguistic indicators that are useful for detecting noise.

expected at test time). So, noise could compound the challenge of implicitly learning localization. WSOD has primarily been applied (Ye et al., 2019a; Fang et al., 2022) to smaller, relatively cleaner, paid-for crowdsourced vision-language datasets like COCO (Lin et al., 2014) and Flickr30K (Young et al., 2014).

We argue that extending WSOD from paid-for captions to large-scale, in-the-wild captions is not trivial. Annotators write captions that faithfully describe an image, however, web captions go beyond a descriptive relationship with their corresponding image. For example, a word can be used literally or metaphorically (“that was a piece of cake”) or have multiple senses, of which only one sense is relevant to the object detection vocabulary. A caption could also share a story and include context that goes beyond the visual contents of the image; this context could mention an object name within location names or describe occluded or unpictured interactions with objects as shown in Figure 1. **This richness of language is relevant as narration for the image but not as supervision for the precise**

**localization of objects.** On the visual side, user-uploaded content frequently features diverse object presentations, including intriguing atypical objects, hand-drawn objects, or photos taken from within vehicles (“in my car”).

We refer to image-level labels extracted from captions, that are incorrect (object not present in the corresponding image), as **visually absent extracted labels (VAELs)**. We show VAELs pose a challenge for weakly-supervised object detection.

To cope with this challenge, we propose **VEIL**, short for **Vetting Extracted Image Labels**, to directly learn whether a label is clean or not from *caption context*. We first extract potential labels from each caption using substring matching or exact match (Ye et al., 2019b; Fang et al., 2022). We then use a transformer to predict whether each extracted label is visually present. We refer to this prediction *task* as extracted label vetting. We bootstrap pseudo-ground-truth visual presence labels for each extracted label or object mention using an ensemble of two pretrained object recognition models (Jocher et al., 2021; Zhang et al., 2021), for a variety of large-scale, noisy datasets: Conceptual Captions (Sharma et al., 2018), RedCaps (Desai et al., 2021), and SBUCaps (Ordonez et al., 2011). While these models are trained on COCO and similar datasets, they generalize well to estimating extracted label visual presence on in-the-wild VL datasets; however, their predictions are better used as targets for VEIL, rather than directly for vetting. Once we vet the extracted labels, we use them to train a weakly-supervised object detector.

We collect and release the **Caption Label Noise (CLaN)** dataset with annotations on object visibility (label noise) and object appearance defects (visual noise such as atypical appearance) over three in-the-wild datasets. To support using language context to filter object labels, we annotate linguistic indicators of noise that explain *why* an object is absent from the image but mentioned in the caption. Our label vetting method outperforms nine diverse baselines, including standard cross-modal alignment prediction methods (CLIP), adaptive noise reduction methods, pseudo-label prediction, simple rule-based methods, and no vetting. This means VEIL produces cleaner WSOD training data which leads to an improvement of +10 mAP over data cleaned using Large Loss Matters (Kim et al., 2022) and +3 mAP improvement over using CLIP (Radford et al., 2021) for filtering. Our findings reveal that naively combining noisy SBUCaps supervision with clean

labels from Pascal VOC-07 degrades performance (42.06 mAP) versus using only clean labels (43.48 mAP); however, vetting with VEIL improves performance to 51.31 mAP. Lastly, VEIL’s gains persist across datasets, object vocabulary, and scale.

To summarize, our contributions are:

1. VEIL, a transformer-based extracted label, visual presence classifier, and
2. constructing the **Caption Label Noise** dataset.

We find that:

1. VEIL outperforms language-conditioned, visual-conditioned, and language-agnostic label noise correction approaches in vetting labels from a wide set of in-the-wild datasets for weakly-supervised object detection.
2. VEIL enables effective combination of extracted noisy and clean labels.
3. Even when VEIL is trained on one dataset/category, but applied to another, it shows advantages over baselines.

## 2 Related Work

**Vision-language datasets** include crowdsourced captions (Young et al., 2014; Lin et al., 2014; Huang et al., 2016; Krishna et al., 2016) and alt-text written by users to aid visually impaired readers (Sharma et al., 2018; Changpinyo et al., 2021; Radford et al., 2021; Schuhmann et al., 2021) are widely used for vision-language grounding due to abundance and high visual-text alignment. There are also large in-the-wild datasets sourced from social media like Reddit (Desai et al., 2021) and user-uploaded captions for photos shared on Flickr (Ordonez et al., 2011). We show the narrative element found in these in-the-wild datasets, captured by the linguistic cues we investigate, impact the ability to successfully train an object detection model.

**Weakly-supervised object detection (WSOD)** is a multiple-instance learning problem to train a model to localize and classify objects from image-level labels (Bilen and Vedaldi, 2016; Tang et al., 2017a; Wan et al., 2019; Gao et al., 2019; Ren et al., 2020; Shao et al., 2022). Cap2Det was the first work to leverage unstructured text accompanying an image for WSOD by predicting pseudo image-level labels from captions (Ye et al., 2019b; Unal et al., 2022). However, Cap2Det cannot operate across novel categories as it directly predicts image-level labels and aims to correct false negatives, not visually absent extracted labels. Detic (Zhou et al., 2022) uses weak supervision from ImageNet (Deng

et al., 2009) and extracts labels from Conceptual Captions (CC) to pretrain an open vocabulary object detection model with a CLIP classifier head. While these approaches succeed in leveraging relatively clean, crowdsourced datasets like COCO, Flickr30K and ImageNet, both see lower performance in training with CC (Unal et al., 2022; Zhou et al., 2022). Other prior work (Gao et al., 2022) uses a pretrained vision-language model to generate pseudo-bounding box annotations, but always requires clean data (COCO), and does not explicitly study the contribution of in-the-wild datasets.

**Vision-language pre-training for object detection.** Image-text grounding has been leveraged as a pretraining task for open vocabulary object detection (Rahman et al., 2020a,b; Zareian et al., 2021; Gu et al., 2022; Zhong et al., 2022; Du et al., 2022; Wu et al., 2023), followed by bounding box supervision from base classes. Some methods distill knowledge from existing pretrained vision-language grounding models like CLIP and ALIGN (Jia et al., 2021) to get proposals (Shi et al., 2022) and supervision for object detection (Du et al., 2022; Zhong et al., 2022); however, these do not study the effect of noisy supervision in a setting without bounding box supervision. In contrast, we perform weakly-supervised object detection (WSOD) using noisy image-level labels from captions only. WSOD is a **distinct task** from open-vocabulary detection and has the **advantage** of not requiring expensive bounding boxes. We focus on **rejecting labels** harmful for localization.

**Adaptive label noise reduction in classification.** Adaptive methods reject or correct noisy labels ad-hoc during training. These methods exploit a network’s ability to learn representations of clean labels earlier in training. This assumes there are no clear visual patterns in the noisy samples corresponding to a particular corrupted label, leading to their memorization later in training (Zhang et al., 2017). We instead show diverse real-world datasets contain naturally occurring *structured* noise, where in many cases there are visual patterns to the corrupted label. Large Loss Matters (Kim et al., 2022) is representative of such adaptive noise reduction methods and we find that it struggles with noisy labels extracted from in-the-wild captions.

### 3 Label Noise Analysis and Dataset

We analyze what makes large in-the-wild datasets a challenging source of labels for object detection.

**Datasets analyzed.** **RedCaps** (Desai et al., 2021) consists of 12M Reddit image-text pairs collected from a curated set of subreddits with heavy visual content. **SBUCaps** (Ordonez et al., 2011) consists of 1 million Flickr photos with text descriptions written by their owners. Captions were selected if at least one prepositional phrase and 2 matches with a predefined vocabulary were found. Conceptual Captions (CC) (Sharma et al., 2018) contains 3M image-alt-text pairs after heavy post-processing: named entities in captions were hyphenized and image-text pairs were accepted if there was an overlap between Google Cloud Vision API class predictions and the caption.

**Extracted object labels.** Given a vocabulary of object classes, we extract a label for an image if there is an exact match between the object name and the corresponding caption ignoring punctuation. While this strategy will result in some noisy labels, it represents how labels are extracted in prior work (Ye et al., 2019b; Fang et al., 2022) due to the absence of clean annotations. Using gold standard labels (defined next), we calculate the precision of the extracted labels. In-the-wild datasets exhibit much lower extracted label precision, with SBU-Caps at 0.463, RedCaps at 0.596, and CC at 0.737, in stark contrast to COCO’s 0.948 (refer to Tab. 12 for no-vetting precision).

**Gold standard object labels.** We use *image-level* predictions from a pretrained image recognition model to *estimate* visual presence *gold standard* labels (pseudo-ground-truth) because in-the-wild datasets do not have object annotations. We use an object recognition ensemble with the X152-C4 object-attribute model (Zhang et al., 2021) and Ultralytic YOLOv5-XL (Jocher et al., 2021). This ensemble achieves strong accuracy, 82.2% on SBU-Caps, 85.6% on RedCaps, and 86.8% on CC (see Appendix Sec. A.1: we annotate a subset to estimate accuracy). For our analysis of visually absent extracted labels (VAEL), we sample image-caption pairs where the extracted label and gold standard label disagree. Note we never use bounding-box pseudo labels, only image-level ones.

**Caption Label Noise (CLaN) dataset annotations collected.** To understand the label noise distribution, we select 100 VAEL examples per dataset (RedCaps, SBUCaps, CC) and annotate four types of information (abbreviations are underlined):

- (Q1: Label Noise) How much of the VAEL object is present (visible, partially visible, completely absent);

Dataset	Label noise			Similar context		Visual defects			Linguistic indicators						
	%Vis	%Part	%Abs	%Co-occ	%Sim	%Occl	%Parts	%Atyp	%Beyond	%Past	%Prep	%Non-lit	%Mod	%Sense	%Named
S	21.5	20.0	58.5	42.5	13.2	61.6	46.3	44.6	26.0	3.0	40.5	11.0	32.0	12.0	5.0
R	29.2	12.8	57.5	15.0	4.0	21.8	22.2	49.0	19.8	3.1	5.7	9.3	26.6	18.2	10.9
CC	32.8	16.6	50.5	30.9	12.8	36.3	24.2	57.3	27.6	2.6	31.3	5.7	25.0	8.3	2.1

Table 1: Label noise distributions; “other”/uncommon categories skipped. Similar context is only annotated for absent objects agreed by both annotators. Visual defects are annotated over examples with full or partial visibility. Linguistic indicators are annotated over examples with visual defects or partial/no visibility. Annotation abbreviations, Q1: Label noise as [Vis = Visible, Part = Partially visible, Abs = Absent], Q2: Similar context as [Co-occ = Co-occurring context, Sim = Semantically similar object], Q3: Visual defects as [Occl = Occlusion, Parts = Key parts missing, Atyp = Atypical], Q4: Linguistic indicators as [Beyond = Beyond the image, Past = Describes the past, Prep = Prepositional phrase, Non-lit = Non-literal use, Mod = Noun modifier, Sense = Different word sense, Named = Named entity]. Datasets abbreviations: [S = SBUCaps, R = RedCaps, CC = Conceptual Captions].

- (Q2: Similar Context) If the VAE object is completely absent, is there traditionally co-occurring context (“boat” and “water”) or a semantically similar object (e.g. “cake” and “bread”, “car” and “truck”) is present instead;
- (Q3: Visual Defects) If the VAE object is visible/partially visible, is the object occluded, have key parts missing, or have an atypical appearance (e.g. knitted animal); and
- (Q4: Linguistic Indicators) What linguistic cues explain why the VAE object is mentioned but absent, e.g. the caption discusses events or information beyond what the image shows (see Fig. 1), describes the past (“earlier that day, my **dog** peed on a flower”) or the VAE is: within a prepositional phrase and likely to describe the setting not objects (e.g. “on a **train**”), used in a non-literal way (“**elephant** in the room”), a noun modifying another noun (“car park”), a different word sense (e.g. “bed” vs “river bed”), or part of a named entity (see Fig. 1). Note multiple linguistic indicators could be used to detect the absent object.

Two authors provide the annotations, with Cohen’s Kappa agreements of 0.76 for Q1, 0.33 for Q2, 0.45 for Q3, and 0.58 for Q4. We calculate Cohen’s Kappa for each option and compute a weighted average for each question, with weights derived from average option counts across annotators and the three datasets. We compute the average disagreement as the number of disagreements divided by the number of samples annotated for each question per dataset, averaged over all datasets. The average disagreement is 25.1% for Q2, 25.3% for Q3, 14.6% for Q4. When comparing similar context (“co-occ” or “sim”) vs “no similar context” for Q2 and any defects (“occl”, “parts”, “atyp”) vs

“no defects” for Q3, disagreement is 28.7% for Q2, 17.0% for Q3. The disagreements are fairly low.

In Table 1, we show what fraction of samples fall into each annotated category, excluding “Other”, “Unclear” and uncommon categories. We average the distribution between the two annotators.

**Statistics: Label noise.** We first characterize the visibility of objects flagged as VAELs by the recognition ensemble. SBUCaps has the highest rate of completely absent images (58.5%), followed closely by RedCaps. SBUCaps also has the highest rate of partially visible objects (20%). CC has the highest full visibility (32.8%), defined as the object having 75% or more visibility from a given viewpoint. Samples with absent and partially-visible objects constitute poor training data for WSOD, and their high rate motivates our VEIL approach.

**Statistics: Similar context.** Certain images with absent objects may be more harmful than others. Prior work shows that models exploit co-occurrences between an object and its context to do recognition, but when this context is absent, performance drops (Singh et al., 2020). We hypothesize that including images without the actual object and with this contextual bias could hurt localization when supervising detection *implicitly*. Additionally, semantically similar objects may blur decision boundaries. Different annotators may have different references for similarity or co-occurrence frequency, but our annotators achieve fair agreement ( $\kappa = 0.33$ ). In Table 1, we find high rates of co-occurring contexts in samples with completely absent VAELs for SBUCaps (42.5%) and CC (30.9%). SBUCaps and CC also have a 12-14% rate of similar objects present instead of the VAE.

**Statistics: Visual defects.** We hypothesize there may be visual defects that caused the recognition ensemble to miss fully visible objects. Here, we

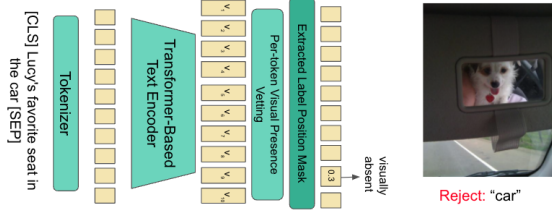


Figure 2: VEIL architecture. In this example, only “dog” is an extracted label and it fails the vetting process. The masking layer masks visual presence predictions for text tokens not corresponding to an extracted label.

compute the percent of at least *one* visual defect in fully or partially visible samples: 79% for CC, 87% for SBUCaps, and 69% for RedCaps. Tab. 1 has the distribution by visual defect type; this shows that atypical appearance is the most common defect for RedCaps and CC (49% and 57.3%). We argue atypical examples constitute poor training data for WSOD, especially when learning from scratch. The caption context (e.g. “acrylic illustration of the funny mouse”) may indicate the possibility of a visual defect, further motivating the VEIL design.

**Statistics: Linguistic indicators.** Noun modifiers are frequently occurring indicators over all datasets. Prepositional phrases are significant in SBUCaps (40.5%) and CC (31.3%). Need for caption context in vetting is motivated by many VAELS being mentioned in contexts going beyond the image, e.g.: “just got back from the river. friend **sank his truck pulling his boat out.** long story short, rip this beast” (RedCaps). We find prevalent structured noise (pattern to the images associated with a particular noisy label) for indicators like “noun modifier” and “prepositional phrase” due to high levels of occlusion and similar contexts.

## 4 Method

**Vetting labels (VEIL).** The extracted label vetting task aims to predict binary visual presence targets (present/absent) for *each* extracted label in the caption using **only** the caption context, not the corresponding image. We hypothesize there is enough signal in the caption to vet the most harmful label noise. This reduces the model complexity and prevents distractions from the visual modality (similar context). The method is overviewed in Fig. 2. Given a caption, WordPiece (Wu et al., 2016) produces a sequence of subword tokens  $C$ ; each token is mapped to corresponding embeddings, resulting in  $e \in \mathbb{R}^{d \times C}$ . These embeddings are passed

through a pretrained language model (BERT (Devlin et al., 2019)),  $h$ , which includes multiple layers of multi-head self-attention over tokens in the caption to compute token-level output embeddings  $v \in \mathbb{R}^{d \times C}$ . An MLP is applied to these embeddings and the output is a sequence of visual presence predictions per token,  $r \in [0, 1]^C$ .

$$v = h(e) \quad (1)$$

$$r = \sigma(W_2(\tanh(W_1v))) \quad (2)$$

where  $W_1 \in \mathbb{R}^{d \times d}$  and  $W_2 \in \mathbb{R}^{1 \times d}$ .

Not all predictions in  $r$  correspond to an extracted label, so we use a mask,  $M \in [0, 1]^C$ , such that binary cross entropy loss is only applied to predictions/targets associated with the extracted labels. To train this network, the pseudo-label targets are present,  $y_i = 1$ , if a pretrained image-level object recognition model also predicts the extracted label.

$$L_i = M_i \left[ y_i \log r_i + (1 - y_i) \log(1 - r_i) \right] \quad (3)$$

$$L = \frac{1}{M^T M} \sum_{i=1}^C L_i \quad (4)$$

While using pretrained object recognition models may appear unfair, bootstrapping this knowledge to train a language model to predict token-level binary visual presence has efficiency benefits (no image input required), can generalize to extracted labels outside of the recognition model’s vocabulary (see Sec. 5 for generalization experiments), and is realistic for WSOD, since detection labels are more limited, whereas many recognition labels exist.

During *inference*, if an extracted label was mapped to multiple tokens (e.g. “teddy bear”), the predicted scores are averaged to a single prediction.

**Weakly-supervised object detection.** To test the ability of extracted label filtering or correction methods for weakly-supervised object detection, we train MIST (Ren et al., 2020). MIST extends WSDDN (Bilen and Vedaldi, 2016) and OICR (Tang et al., 2017b) which combine class scores for a large number of regions in the image to compute an image-level prediction (used for training). VEIL uses image-level pseudo-visual presence labels from the in-the-wild datasets to train the vetting model, and we want to see how its ability to vet labels for WSOD generalizes to unseen data. Thus, we use the test splits of the in-the-wild datasets to train MIST, as they are unseen by all vetting methods. We do not evaluate the WSOD model on these in-the-wild datasets, but on disjoint datasets which have bounding boxes (PASCAL VOC and COCO).

## 5 Experiments

We show the ability of VEIL to vet noisy extracted labels, remove structured noise, and outperform language-agnostic filtering and image-based filtering methods. We test generalization ability in VEIL through cross-dataset and cross-category experiments. Lastly, we evaluate weakly-supervised object detection settings using only noisy supervision and a combination of noisy and clean supervision.

### 5.1 Experiment Details

We use three in-the-wild image-caption datasets: SBUCaps (Ordonez et al., 2011), RedCaps (Desai et al., 2021), Conceptual Captions (Sharma et al., 2018); and three crowdsourced datasets that fall into descriptive: COCO (Lin et al., 2014), VIST-DII (Huang et al., 2016) and narrative: VIST-SIS (Huang et al., 2016). In-the-wild and VIST captions are filtered using substring matching against COCO categories; this creates a subset of image-caption pairs where there is at least one match. This subset is split into 80%-20% train-test; see Appendix Sec. A.2 for image-caption counts. See Sec. 3 for details on how pseudo-ground truth visual presence is produced for all datasets except COCO which has object annotations. The WSOD models are trained on SBUCaps with labels vetted by different methods, and evaluated on PASCAL VOC 2007 test (Everingham et al., 2010) and COCO val 2014 (Lin et al., 2014).

### 5.2 Methods Compared

Since we train and test VEIL on various datasets, we use the convention VEIL-X to signify that VEIL is trained on the *train-split* of X where X is the dataset name. We group the methods we compare against into language-based, visual-based, and visual-language methods. They are category-agnostic, except for Cap2Det (Ye et al., 2019b) and Large Loss Matters (LLM) (Kim et al., 2022), both of which must be applied on closed vocabulary.

**No Vetting** accepts all extracted labels (*recall*=1).

**Global CLIP and CLIP-E** use the ViT-B/32 pre-trained CLIP (Radford et al., 2021) model. To enhance alignment (Hessel et al., 2021), we add the prompt “A photo depicts” to the caption and calculate the cosine similarity between the image and text embeddings generated by CLIP. We train a Gaussian Mixture Model with two components on dataset-specific cosine similarity distributions. During inference, we accept image-text pairs with

predicted components aligned with higher visual-caption cosine similarity. For the ensemble variant (CLIP-E), we prepend multiple prompts to the caption and use maximum cosine similarity.

**Local CLIP and CLIP-E** use cosine similarity between the image and the prompt “this is a photo of a” followed by the **extracted label**. This method directly vets the extracted label compared to Global-CLIP which filters the entire caption. Since the caption context is ignored, this is image-conditioned. Local CLIP-E ensembles prompts.

**Reject Large Loss.** LLM (Kim et al., 2022) is a language-agnostic adaptive noise rejection and correction method. To test its vetting ability, we simulate five epochs of WSOD training (Bilen and Vedaldi, 2016) and consider label targets with a loss exceeding the large loss threshold as “predicted to be visually absent” after the first epoch. LLM controls the strength of the rejection rate using the relative delta hyperparameter (0.002 in (Kim et al., 2022)); we use 0.01 and show our ablations in Appendix Sec. A.5.

**Accept Descriptive.** We use a descriptiveness classifier (Rai and Kovashka, 2023) trained to predict whether a VIST (Huang et al., 2016) caption comes from the DII (descriptive) or SIS (narrative) split. The input is a multi-label binary vector representing part of speech tags (e.g. proper noun, adjective, verb - past tense, etc) present. We accept extracted labels from captions with descriptiveness over 0.5.

**Reject Noun Mod.** Since an extracted label could be modifying another noun (“car park”), a simple baseline is to reject an extracted label if the POS label is an adjective or is followed by a noun.

**Cap2Det.** We reject a label if it is not predicted by the Cap2Det (Ye et al., 2019b) classifier.

### 5.3 Extracted Label Vetting Evaluation

**VEIL selects cleaner labels compared to no vetting and other methods, even when evaluated on datasets differing from the training dataset (e.g. trained on Redcaps-Train and evaluated on SBUCaps-Test).** Tab. 2 shows the F1 score which is the harmonic mean of the vetting precision and recall (shown separately in Appendix Sec. A.3). Most language-based methods, except Accept Descriptive, improve or maintain the F1 score of No Vetting, even though it has perfect recall. Rule-based methods and Cap2Det perform strongly but are outperformed by both VEIL-Same Dataset (trained and tested on the same dataset) and VEIL-Cross Dataset (trained on a different

	Method	S	R	CC	VIST	VIST-DII	VIST-SIS	COCO	AVG
	No Vetting	0.633	0.747	0.849	0.853	<u>0.876</u>	<u>0.820</u>	<b>0.973</b>	0.822
VL	Global CLIP (Radford et al., 2021)	0.604	0.583	0.569	0.668	0.625	0.683	0.662	0.628
	Global CLIP - E (Radford et al., 2021)	0.594	0.569	0.534	0.654	0.613	0.660	0.640	0.609
V	Local CLIP (Radford et al., 2021)	0.347	0.651	0.363	0.427	0.476	0.418	0.464	0.449
	Local CLIP - E (Radford et al., 2021)	<u>0.760</u>	<u>0.840</u>	0.597	0.759	0.695	0.812	0.788	0.750
	Reject Large Loss (Kim et al., 2022)	0.667	0.790	0.831	0.782	0.794	0.743	0.896	0.786
L	Accept Descriptive	0.491	0.413	0.740	0.687	0.844	0.264	0.935	0.625
	Reject Noun Mod.	0.618	0.703	0.814	0.823	0.847	0.788	0.906	0.786
	Cap2Det (Ye et al., 2019b)	0.639	0.758	0.846	0.826	0.854	0.774	0.964	0.809
	VEIL-Same Dataset	<b>0.809</b>	<b>0.890</b>	<b>0.909</b>	<u>0.871</u>	<b>0.892</b>	0.816	<b>0.973</b>	<b>0.884</b>
	VEIL-Cross Dataset	0.716	0.793	<u>0.850</u>	<b>0.875</b>	<b>0.892</b>	<b>0.830</b>	0.958	<u>0.842</u>

Table 2: Extracted label vetting F1 Performance. S=SBUCaps, R=RedCaps. **Bold** indicates best performance in each column, and underlined second-best. (V) signifies method uses the visual modality and (L) uses language.

Data	Vetting Method	Label noise		Similar context		Visual defects				Linguistic indicators				
		%Part	%Abs	%Co-occ	%Sim	%Occl	%Parts	%Atyp	%Mod	%Prep	%Non-lit	%Sense	%Named	%Beyond
SBUCaps	VEIL-Same Dataset	<b>85.0</b>	<b>94.7</b>	<b>87.0</b>	<b>80.0</b>	<b>81.1</b>	<b>90.6</b>	<b>87.2</b>	<b>95.2</b>	<b>93.9</b>	<b>90.6</b>	<b>100.0</b>	<b>100.0</b>	<b>88.8</b>
	LocalCLIP-E	51.5	80.7	71.3	70.0	52.7	52.1	65.6	63.8	70.6	82.9	96.2	62.5	82.4
RedCaps	VEIL-Same Dataset	<b>91.7</b>	<b>74.1</b>	<b>71.4</b>	<b>85.7</b>	<b>83.3</b>	<b>89.0</b>	<b>68.3</b>	<b>74.8</b>	<b>90.0</b>	66.7	<b>88.9</b>	80.9	76.3
	LocalCLIP-E	52.8	<b>78.4</b>	40.0	38.1	47.0	45.0	23.2	68.4	63.3	<b>70.8</b>	70.6	<b>90.0</b>	<b>76.7</b>
CC	VEIL-Same Dataset	<b>60.6</b>	83.0	<b>81.2</b>	55.0	<b>54.9</b>	<b>53.6</b>	<b>56.3</b>	64.2	<b>73.7</b>	81.7	<b>100.0</b>	-	77.4
	LocalCLIP-E	45.0	<b>89.1</b>	74.9	<b>57.5</b>	49.9	50.0	24.1	<b>73.3</b>	63.9	<b>91.7</b>	<b>100.0</b>	-	<b>86.8</b>

Table 3: VAEL recall on CLaN. Bold indicates best performance per column/dataset. We omit named entity results for CC as it substitutes them with predefined categories (e.g. person, org.).

dataset than that shown in the column; we show the best cross-dataset result in this table; see Appendix Sec. A.4 for all cross-dataset results). VEIL-Cross Dataset outperforms other language-based approaches, showing VEIL’s generalization potential, except on COCO where Cap2Det does slightly better. Image-and-language-conditioned approaches (Global CLIP/CLIP-E) make label decisions based on the overall caption, so if part of the caption is visually absent, the alignment could be low. Among image-based approaches for label vetting, Local CLIP benefits significantly from using an ensemble of prompts compared to Global CLIP; ensembling prompts improves zero-shot image recognition in prior work (Radford et al., 2021). Reject Large Loss has the strongest F1 score among the image-based methods, but is worse than VEIL.

**Using CLaN, we find that VEIL is stronger than CLIP-based vetting at rejecting different forms of label noise. Captions alone contain cues about noise.** We hypothesize that LocalCLIP-E would do well at vetting VAELs explained by linguistic cues like “non-literal” and “beyond the image” as they are likely to have low image-caption cosine similarity. We also hypothesize that VEIL would do better than LocalCLIP-E at vetting VAELs that are noun modifiers or in prepositional phrases, which can be easily picked up from the caption. Further, visual noise in the form of similar

context but absent/partially visible object (Q2 in CLaN), could be detected by VEIL from linguistic cues like noun modifiers, prepositional phrases, or caption context implying different word sense. However, LocalCLIP-E may be oblivious to the context differing from the VAEL category. We evaluate these hypotheses on the CLaN dataset in Tab. 3. We omit “visible” VAEL samples as these may be pseudo-label errors and the “past” linguistic indicator due to too few samples. We find VEIL vets truly absent objects for SBUCaps much better than LocalCLIP-E, and comparably for RedCaps or CC. It vets partially visible objects better than LocalCLIP-E by a significant margin; these can be harmful in WSOD which is already prone to part domination (Ren et al., 2020). VEIL also recognizes that similar context rather than the actual VAEL category, are present. VEIL performs better at vetting visible objects that have visual defects which can be mentioned in caption context (“acrylic illustration of dog”). As expected, we find that for all datasets, VEIL vets VAELs from prepositional phrases better than LocalCLIP-E, and noun modifiers for SBUCaps and RedCaps. LocalCLIP-E does better on “beyond the image” and non-literal VAELs except on SBUCaps where VEIL excels.

**VEIL generalizes across training sources and is complementary to CLIP-based vetting.** We train VEIL on one dataset (or multiple) and eval-

Method	Train Dataset	Prec/Rec	F1
No Vetting	-	0.463 / 1.000	0.633
VEIL	SBUCaps	0.828 / 0.791	0.809
VEIL	RedCaps (R)	0.668 / 0.759	0.710
VEIL	CC	0.585 / 0.846	0.692
VEIL	R, CC	0.689 / 0.722	0.705
LCLIP-E	WIT	0.708 / 0.820	0.760
VEIL+LCLIP-E	R,CC,WIT	0.733 / 0.848	0.786

Table 4: Source generalization of VEIL; vet on SBUCaps. LCLIP-E is LocalCLIP-E. CLIP trained on WIT.

Method	Prec/Rec	F1
No Vetting	0.323 / 1.000	0.488
ID	0.651 / 0.656	0.654
OOD	0.585 / 0.556	0.570

Table 5: VEIL category generalization on SBUCaps.

uate on an unseen target. We find that combining multiple sources improves precision (Tab. 4). We also try ensembling by averaging predictions between LocalCLIP-E and VEIL-Cross Dataset and find that both are complementary; that is, the ensemble has better precision and recall compared to VEIL-Cross Dataset or LocalCLIP-E alone. There is still a significant gap between VEIL-Same Dataset and even the ensembled model in terms of precision and F1. We leave improving source generalizability to future research.

**VEIL produces cleaner labels even on unseen object categories.** We define an in-domain category set (ID) of 20 randomly picked categories from COCO (Lin et al., 2014), and an out-of-domain category set (OOD) consisting of the 60 remaining categories. We restrict the labels using these limited category sets and create two train subsets, ID and OOD from SBUCaps *train* and one ID test subset from SBUCaps *test*. We find that transferring VEIL-OOD to unseen categories improves F1 score compared to no vetting as shown in Table 5. Additionally, VEIL-OOD has higher precision (0.59) compared to LocalCLIP-E (0.53) which was trained on millions of image-captions. This indicates an ability to reject false positive labels from unseen classes. We hypothesize training on more categories could improve category generalization, but leave further experiments to future research.

**Why can VEIL generalize?** We hypothesize that linguistic indicators explaining the visually absent label can be found in captions across datasets and *can* be independent of the object category: past tense, prepositional phrase, noun modifier, and named entities are all represented within BERT (Devlin et al., 2019), which we finetune in VEIL.

Method	VOC Det. mAP <sub>50</sub>	VOC Rec. mAP	COCO Det mAP <sub>50</sub>
GT* (upper bound)	40.0	69.0	9.2
No Vetting	31.2	65.3	7.7
Large Loss (Kim et al., 2022)	30.9	65.3	7.5
LocalCLIP-E (Radford et al., 2021)	37.1	70.7	7.9
VEIL-R,CC	37.8	71.4	8.6
VEIL-SBUCaps	<b>40.5</b>	<b>74.3</b>	<b>10.4</b>

Table 6: Impact of vetting on WSOD performance on VOC-07 and COCO-14. (GT\*) directly vets labels using the pretrained recognition models used to train VEIL.

To evaluate the effect of linguistic indicators in generalization, we compute the *distance* between the linguistic indicator distributions for each dataset pair in CLaN. We compute the correlation between the *distance* and cross-dataset performance. We observe a moderately strong negative Pearson correlation ( $\rho = -0.62$ ). This indicates that VEIL implicitly learns associations between linguistic indicators and VAELs which can help in generalizing.

#### 5.4 Impact on Weakly-Sup. Object Detection

We select the most promising vetting methods from the previous section and use them to vet labels from an in-the-wild dataset’s, SBUCaps, unseen (*test*) split and then train WSOD models using the vetted labels. Then, these WSOD models are evaluated on detection benchmarks like VOC-07 and COCO-14. We evaluate two different VEIL methods, VEIL-SBUCaps and VEIL-RedCaps,CC to demonstrate the generalizability of VEIL on WSOD. Note that we relax Large Loss Matters (Kim et al., 2022) to *correct* visually absent extracted labels, in addition to unmentioned but present objects (false negatives). After vetting, we remove any images without labels and since category distribution follows a long-tail distribution, we apply weighted sampling (Mikolov et al., 2013). We train MIST (Ren et al., 2020) for 50K iter. with batch size 8.

**VEIL vetting leads to better detection and recognition capabilities than vetting through CLIP, or an adaptive label noise correction method (Large Loss Matters).** We find that VEIL-SBUCaps performs the best as shown in Tab. 6. In particular, it boosts the detection performance of No Vetting by 9.3% absolute and 29.8% relative gain (40.5/31.2% mAP) on VOC-07 and by 35% relative gain (10.4/7.7% mAP) on COCO. Interestingly, VEIL-SBUCaps and VEIL-Redcaps,CC have a similar performance improvement, despite



Clean Labels	Noisy Labels	WS	Vetting	mAP <sub>50</sub>
✓			n/a	43.48
✓	✓			42.06
✓	✓		✓	51.31
✓	✓	✓	✓	54.76

Table 7: Mixed supervision from clean (VOC-07 train-val) and noisy labels (SBUCaps). Eval on VOC-07 test.

VEIL-Redcaps,CC (best VEIL cross-dataset result on SBUCaps) having poorer performance than Local CLIP-E in Tab. 4.

**VEIL generalizes from its bootstrapped data.**

Directly using predictions from the pretrained object recognition model (used to produce visual presence targets for VEIL at the image level) to vet (GT\* method in Tab. 6) performs worse than VEIL as shown by 40.5 mAP vs 40.0 mAP on VOC and 10.4 mAP vs 9.2 mAP on COCO. We speculate that learning to identify label noise is an easier task than categorizing different objects; furthermore, image recognition models could still select samples that might be harmful for learning localization (similar contexts, occlusion, etc). The image recognition model may also wrongly reject clean labels. We leave further exploration to future research.

**Structured noise negatively impacts localization.** Using the CLaN dataset, we observe one type of structured noise found from extracting labels from prepositional phrases, specifically where images were taken inside vehicles. We hypothesize such structured noise would have significant impact on localization for the vehicle objects. We use Cor-Loc to estimate the localization ability on vehicles in VOC-07 (“aeroplane”, “bicycle”, “boat”, “car”, “bus”, “motorbike”, “train”). We observe a Cor-Loc of 60.2% and 54.1% for VEIL-SBUCaps and LocalCLIP-E, respectively. This shows structured noise can have a strong impact on localization.

**Naively mixing clean and noisy samples without vetting for WSOD leads to worse performance than only using clean samples. Vetting in-the-wild samples (noisy) with VEIL is essential to improving performance.** We study how vetting impacts a setting where labels are drawn from both annotated image-level labels from 5K VOC-07 train-val (Everingham et al., 2010) (clean) and 50K in-the-wild SBUCaps (Ordonez et al., 2011) captions (noisy). In Tab. 7 we observe that naively adding noisy supervision to clean supervision actually hurts performance compared to only using clean supervision. After vetting the labels extracted from SBUCaps (Ordonez et al., 2011)

using VEIL-SBUCaps, we observe that the model sees a 17.9% relative improvement (51.31/43.48% mAP) compared to using only clean supervision from VOC-07. We see further improvements when applying weighted sampling (WS) to the added, class-imbalanced data (54.76/51.31% mAP).

**VEIL improves WSOD performance even at scale.** We sampled the held-out RedCaps dataset in increments of 50K samples up to a total of 200K samples. For each scale, we train two WSOD models with weighted sampling using the unfiltered samples and those vetted with VEIL-SBUCaps,CC. The mAP at 50K, 100K, 150K, and 200K samples is 4.2, 10.7, 12.0, 12.9 with vetting and 1.9, 8.2, 10.6, 10.4 without vetting. The non-vetted model’s performance declines after 150K samples. This trend suggests that vetting will continue outperforming no-vetting when dataset sizes increase.

## 6 Conclusion

We released the Caption Label Noise (CLaN) dataset where we annotated types of visually absent extracted labels and linguistic indicators of noise in 300 image-caption pairs from three in-the-wild datasets. Using CLaN, we find that caption context can be used to vet (filter) extracted labels from caption context. We proposed VEIL, a lightweight text model which is trained to predict visual presence using pseudo labels sourced from two pretrained models for recognition. VEIL outperformed nine baselines representative of current noise filtering techniques that could be adapted for captions.

We demonstrate three key findings specific to vetting for WSOD: (1) there is a distinct advantage in learning to filter as opposed to filtering using pseudo-ground truth visual presence labels; (2) vetting noisy labels is necessary to improve performance when combined with a clean data source (existing image recognition and detection datasets); (3) structured noise such as noun modifiers and prepositional phrases (e.g. “car window”, “on a boat”) has a disproportionate impact on localization and was difficult to detect using visual-based methods like CLIP and Large Loss Matters. This last finding implies that not all noise is equal in impact. CLaN is a starting point for this type of analysis and further research is needed to expand noise categories and measure the impact of the different types of noise.

## Limitations

We identify the following limitations of our work. First, we assume that captions from SBUCaps, RedCaps, CC cover most in-the-wild caption types. Second, while VEIL shows promise in generalizing across datasets, there is a performance drop due to label noise distribution differences between datasets. For example, Table 1 shows differences in linguistic indicator distributions across datasets. Since VEIL relies on caption context, it will be sensitive to such changes as shown by our generalization analysis in Sec. 5. Third, VEIL also shows that it can filter unseen object categories (Table 5), however, its performance is noticeably below VEIL-ID which was trained on those object categories. This would be an interesting future direction for research. Fourth, we noticed that MIST (WSOD method) was highly sensitive to learning rate and that Large Loss Matters was highly sensitive to hyperparameters. We have included these results in A.4. Fifth, VEIL is sensitive to the gold labels used for training. We found that using weaker models (VinVL) to produce labels for VEIL will lead to suboptimal vetting and WSOD results compared to using a stronger model (YOLOv5).

Lastly, generative vision-language models such as GPT4-V (Achiam et al., 2023) open an opportunity to reject noisy labels as well. We think our work would be useful in aiding GPT4-V; a prompt defining noisy samples could use criteria from CLaNet (e.g. types of object visibility, visual defects, and linguistic indicators categories). We believe VEIL still serves as a **lightweight** method to vet labels and could be trained using pseudo-visual presence labels from any source, including generative vision-language models.

**Acknowledgement.** This work was supported by National Science Foundation Grants No. 2006885 and 2046853, and University of Pittsburgh Momentum Funds.

## References

OpenAI Josh Achiam, Steven Adler, Sandhini Agarwal, Lama Ahmad, Ilge Akkaya, Florencia Leoni Aleman, Diogo Almeida, Janko Altmenschmidt, Sam Altman, Shyamal Anadkat, Red Avila, Igor Babuschkin, Suchir Balaji, Valerie Balcom, Paul Baltescu, Haiming Bao, Mo Bavarian, Jeff Belgum, Irwan Bello, Jake Berdine, Gabriel Bernadett-Shapiro, Christopher Berner, Lenny Bogdonoff, Oleg Boiko, Madeleine Boyd, Anna-Luisa Brakman, Greg Brockman, Tim Brooks, Miles Brundage, Kevin Button, Trevor

Cai, Rosie Campbell, Andrew Cann, Brittany Carey, Chelsea Carlson, Rory Carmichael, Brooke Chan, Che Chang, Fotis Chantzis, Derek Chen, Sully Chen, Ruby Chen, Jason Chen, Mark Chen, Benjamin Chess, Chester Cho, Casey Chu, Hyung Won Chung, Dave Cummings, Jeremiah Currier, Yunxing Dai, Cory Decareaux, Thomas Degry, Noah Deutsch, Damien Deville, Arka Dhar, David Dohan, Steve Dowling, Sheila Dunning, Adrien Ecoffet, Atty Eleti, Tyna Eloundou, David Farhi, Liam Fedus, Niko Felix, Sim'on Posada Fishman, Juston Forte, Isabella Fulford, Leo Gao, Elie Georges, Christian Gibson, Vik Goel, Tarun Gogineni, Gabriel Goh, Raphael Gontijo-Lopes, Jonathan Gordon, Morgan Grafstein, Scott Gray, Ryan Greene, Joshua Gross, Shixiang Shane Gu, Yufei Guo, Chris Hallacy, Jesse Han, Jeff Harris, Yuchen He, Mike Heaton, Johannes Heidecke, Chris Hesse, Alan Hickey, Wade Hickey, Peter Hoeschele, Brandon Houghton, Kenny Hsu, Shengli Hu, Xin Hu, Joost Huizinga, Shantanu Jain, Shawn Jain, Joanne Jang, Angela Jiang, Roger Jiang, Haozhun Jin, Denny Jin, Shino Jomoto, Billie Jonn, Heewoo Jun, Tomer Kaftan, Lukasz Kaiser, Ali Kamali, Ingmar Kanitscheider, Nitish Shirish Keskar, Tabarak Khan, Logan Kilpatrick, Jong Wook Kim, Christina Kim, Yongjik Kim, Hendrik Kirchner, Jamie Ryan Kiros, Matthew Knight, Daniel Kokotajlo, Lukasz Kondraciuk, Andrew Kondrich, Aris Konstantinidis, Kyle Kosic, Gretchen Krueger, Vishal Kuo, Michael Lampe, Ikai Lan, Teddy Lee, Jan Leike, Jade Leung, Daniel Levy, Chak Ming Li, Rachel Lim, Molly Lin, Stephanie Lin, Mateusz Litwin, Theresa Lopez, Ryan Lowe, Patricia Lue, Anna Adeola Makanju, Kim Malfacini, Sam Manning, Todor Markov, Yaniv Markovski, Bianca Martin, Katie Mayer, Andrew Mayne, Bob McGrew, Scott Mayer McKinney, Christine McLeavey, Paul McMillan, Jake McNeil, David Medina, Aalok Mehta, Jacob Menick, Luke Metz, Andrey Mishchenko, Pamela Mishkin, Vinnie Monaco, Evan Morikawa, Daniel P. Mossing, Tong Mu, Mira Murati, Oleg Murk, David M'ely, Ashvin Nair, Reiichiro Nakano, Rajeef Nayak, Arvind Neelakantan, Richard Ngo, Hyeonwoo Noh, Ouyang Long, Cullen O'Keefe, Jakub W. Pachocki, Alex Paino, Joe Palermo, Ashley Pantuliano, Giambattista Parascandolo, Joel Parish, Emy Parparita, Alexandre Passos, Mikhail Pavlov, Andrew Peng, Adam Perelman, Filipe de Avila Belbute Peres, Michael Petrov, Henrique Pondé de Oliveira Pinto, Michael Pokorny, Michelle Pokrass, Vitchyr H. Pong, Tolly Powell, Alethea Power, Boris Power, Elizabeth Proehl, Raul Puri, Alec Radford, Jack Rae, Aditya Ramesh, Cameron Raymond, Francis Real, Kendra Rimbach, Carl Ross, Bob Rotsted, Henri Roussez, Nick Ryder, Mario D. Saltarelli, Ted Sanders, Shibani Santurkar, Girish Sastry, Heather Schmidt, David Schnurr, John Schulman, Daniel Selsam, Kyla Sheppard, Toki Sherbakov, Jessica Shieh, Sarah Shoker, Pranav Shyam, Szymon Sidor, Eric Sigler, Maddie Simens, Jordan Sitkin, Katarina Slama, Ian Sohl, Benjamin D. Sokolowsky, Yang Song, Natalie Staudacher, Felipe Petroski Such, Natalie Summers, Ilya Sutskever, Jie Tang, Nikolas A. Tezak, Madeleine Thompson, Phil Tillet, Amin Tootoonchian, Eliz-

- abeth Tseng, Preston Tuggle, Nick Turley, Jerry Tworek, Juan Felipe Cer'on Uribe, Andrea Valone, Arun Vijayvergiya, Chelsea Voss, Carroll Wainwright, Justin Jay Wang, Alvin Wang, Ben Wang, Jonathan Ward, Jason Wei, CJ Weinmann, Akila Welihinda, Peter Welinder, Jiayi Weng, Lilian Weng, Matt Wiethoff, Dave Willner, Clemens Winter, Samuel Wolrich, Hannah Wong, Lauren Workman, Sherwin Wu, Jeff Wu, Michael Wu, Kai Xiao, Tao Xu, Sarah Yoo, Kevin Yu, Qiming Yuan, Wojciech Zaremba, Rowan Zellers, Chong Zhang, Marvin Zhang, Shengjia Zhao, Tianhao Zheng, Juntang Zhuang, William Zhuk, and Barret Zoph. 2023. [Gpt-4 technical report](#).
- Hakan Bilen and Andrea Vedaldi. 2016. Weakly supervised deep detection networks. In *Proceedings of the IEEE Conference on Computer Vision and Pattern Recognition*, pages 2846–2854.
- Soravit Changpinyo, Piyush Kumar Sharma, Nan Ding, and Radu Soricut. 2021. Conceptual 12m: Pushing web-scale image-text pre-training to recognize long-tail visual concepts. *2021 IEEE/CVF Conference on Computer Vision and Pattern Recognition (CVPR)*, pages 3557–3567.
- Jia Deng, Wei Dong, Richard Socher, Li-Jia Li, K. Li, and Li Fei-Fei. 2009. Imagenet: A large-scale hierarchical image database. In *CVPR*.
- Karan Desai, Gaurav Kaul, Zubin Aysola, and Justin Johnson. 2021. RedCaps: Web-curated image-text data created by the people, for the people. In *NeurIPS Datasets and Benchmarks*.
- Jacob Devlin, Ming-Wei Chang, Kenton Lee, and Kristina Toutanova. 2019. [BERT: pre-training of deep bidirectional transformers for language understanding](#). In *Proceedings of the 2019 Conference of the North American Chapter of the Association for Computational Linguistics: Human Language Technologies, NAACL-HLT 2019, Minneapolis, MN, USA, June 2-7, 2019, Volume 1 (Long and Short Papers)*, pages 4171–4186. Association for Computational Linguistics.
- Yu Du, Fangyun Wei, Zihe Zhang, Miaoqing Shi, Yue Gao, and Guo Chun Li. 2022. Learning to prompt for open-vocabulary object detection with vision-language model. *2022 IEEE/CVF Conference on Computer Vision and Pattern Recognition (CVPR)*, pages 14064–14073.
- Mark Everingham, Luc Van Gool, Christopher K. I. Williams, John M. Winn, and Andrew Zisserman. 2010. The pascal visual object classes (voc) challenge. *International Journal of Computer Vision*, 88:303–338.
- Alex Fang, Gabriel Ilharco, Mitchell Wortsman, Yu Wan, Vaishaal Shankar, Achal Dave, and Ludwig Schmidt. 2022. Data determines distributional robustness in contrastive language image pre-training (clip). In *International Conference on Machine Learning*.
- Mingfei Gao, Chen Xing, Juan Carlos Niebles, Junnan Li, Ran Xu, Wenhao Liu, and Caiming Xiong. 2022. Open vocabulary object detection with pseudo bounding-box labels. In *European Conference on Computer Vision*.
- Yan Gao, Boxiao Liu, Nan Guo, Xiaochun Ye, Fang Wan, Haihang You, and Dongrui Fan. 2019. C-midn: Coupled multiple instance detection network with segmentation guidance for weakly supervised object detection. In *Proceedings of the IEEE International Conference on Computer Vision (ICCV)*.
- Xiuye Gu, Tsung-Yi Lin, Weicheng Kuo, and Yin Cui. 2022. [Open-vocabulary object detection via vision and language knowledge distillation](#). In *International Conference on Learning Representations*.
- Jack Hessel, Ari Holtzman, Maxwell Forbes, Ronan Joseph Le Bras, and Yejin Choi. 2021. Clipscore: A reference-free evaluation metric for image captioning. In *Conference on Empirical Methods in Natural Language Processing*.
- Ting-Hao K. Huang, Francis Ferraro, Nasrin Mostafazadeh, Ishan Misra, Jacob Devlin, Aishwarya Agrawal, Ross Girshick, Xiaodong He, Pushmeet Kohli, Dhruv Batra, et al. 2016. Visual storytelling. In *15th Annual Conference of the North American Chapter of the Association for Computational Linguistics (NAACL 2016)*.
- Chao Jia, Yinfei Yang, Ye Xia, Yi-Ting Chen, Zarana Parekh, Hieu Pham, Quoc V. Le, Yun-Hsuan Sung, Zhen Li, and Tom Duerig. 2021. Scaling up visual and vision-language representation learning with noisy text supervision. In *ICML*.
- Glenn Jocher, Alex Stoken, Jirka Borovec, NanoCode012, Ayush Chaurasia, TaoXie, Liu Changyu, Abhiram V, Laughing, Tkianai, YxNONG, Adam Hogan, Lorenzomamma, AlexWang1900, Jan Hajek, Laurentiu Diaconu, , Marc, Yonghye Kwon, , Oleg, Wanghaoyang0106, Yann Defretin, Aditya Lohia, M15ah, Ben Milanko, Benjamin Fineran, Daniel Khromov, Ding Yiwei, , Doug, Durgesh, and Francisco Ingham. 2021. [ultralytics/yolov5: v5.0 - yolov5-p6 1280 models, aws, supervise.ly and youtube integrations](#).
- Youngwook Kim, Jae Myung Kim, Zeynep Akata, and Jungwook Lee. 2022. Large loss matters in weakly supervised multi-label classification. *2022 IEEE/CVF Conference on Computer Vision and Pattern Recognition (CVPR)*, pages 14136–14145.
- Ranjay Krishna, Yuke Zhu, Oliver Groth, Justin Johnson, Kenji Hata, Joshua Kravitz, Stephanie Chen, Yannis Kalantidis, Li-Jia Li, David A. Shamma, Michael S. Bernstein, and Li Fei-Fei. 2016. Visual genome: Connecting language and vision using crowdsourced dense image annotations. *International Journal of Computer Vision*, 123:32–73.
- Tsung-Yi Lin, Michael Maire, Serge J. Belongie, James Hays, Pietro Perona, Deva Ramanan, Piotr Dollár,

- and C. Lawrence Zitnick. 2014. Microsoft coco: Common objects in context. In *ECCV*.
- Dhruv Kumar Mahajan, Ross B. Girshick, Vignesh Ramanathan, Kaiming He, Manohar Paluri, Yixuan Li, Ashwin Bharambe, and Laurens van der Maaten. 2018. Exploring the limits of weakly supervised pretraining. In *ECCV*.
- Tomas Mikolov, Ilya Sutskever, Kai Chen, Gregory S. Corrado, and Jeffrey Dean. 2013. [Distributed representations of words and phrases and their compositionality](#). In *NIPS*.
- Vicente Ordonez, Girish Kulkarni, and Tamara L. Berg. 2011. Im2text: Describing images using 1 million captioned photographs. In *NIPS*.
- Alec Radford, Jong Wook Kim, Chris Hallacy, Aditya Ramesh, Gabriel Goh, Sandhini Agarwal, Girish Sastry, Amanda Askell, Pamela Mishkin, Jack Clark, Gretchen Krueger, and Ilya Sutskever. 2021. Learning transferable visual models from natural language supervision. In *ICML*.
- Shafin Rahman, Salman Hameed Khan, and Nick Barnes. 2020a. Improved visual-semantic alignment for zero-shot object detection. In *AAAI Conference on Artificial Intelligence*.
- Shafin Rahman, Salman Hameed Khan, and Fatih Murat Porikli. 2020b. Zero-shot object detection: Joint recognition and localization of novel concepts. *International Journal of Computer Vision*, 128:2979–2999.
- Arushi Rai and Adriana Kovashka. 2023. [Improving language-supervised object detection with linguistic structure analysis](#). *2023 IEEE/CVF Conference on Computer Vision and Pattern Recognition Workshops (CVPRW)*, pages 5560–5570.
- Zhongzheng Ren, Zhiding Yu, Xiaodong Yang, Ming-Yu Liu, Yong Jae Lee, Alexander G Schwing, and Jan Kautz. 2020. Instance-aware, context-focused, and memory-efficient weakly supervised object detection. In *Proceedings of the IEEE/CVF Conference on Computer Vision and Pattern Recognition (CVPR)*.
- Christoph Schuhmann, Richard Vencu, Romain Beaumont, Robert Kaczmarczyk, Clayton Mullis, Aarush Katta, Theo Coombes, Jenia Jitsev, and Aran Komatsuzaki. 2021. Laion-400m: Open dataset of clip-filtered 400 million image-text pairs. *Data Centric AI NeurIPS Workshop 2021*, abs/2111.02114.
- Feifei Shao, Long Chen, Jian Shao, Wei Ji, Shaoning Xiao, Lu Ye, Yueting Zhuang, and Jun Xiao. 2022. [Deep learning for weakly-supervised object detection and localization: A survey](#). *Neurocomputing*, 496:192–207.
- Piyush Sharma, Nan Ding, Sebastian Goodman, and Radu Soricut. 2018. Conceptual captions: A cleaned, hypernymed, image alt-text dataset for automatic image captioning. In *ACL*.
- Hengcan Shi, Munawar Hayat, Yicheng Wu, and Jianfei Cai. 2022. Proposalclip: Unsupervised open-category object proposal generation via exploiting clip cues. *2022 IEEE/CVF Conference on Computer Vision and Pattern Recognition (CVPR)*, pages 9601–9610.
- Krishna Kumar Singh, Dhruv Mahajan, Kristen Grauman, Yong Jae Lee, Matt Feiszli, and Deepti Ghadiyaram. 2020. [Don’t judge an object by its context: Learning to overcome contextual bias](#). In *CVPR*, page 11070–11078.
- Peng Tang, Xinggang Wang, Xiang Bai, and Wenyu Liu. 2017a. Multiple instance detection network with online instance classifier refinement. In *Proceedings of the IEEE Conference on Computer Vision and Pattern Recognition (CVPR)*.
- Peng Tang, Xinggang Wang, Xiang Bai, and Wenyu Liu. 2017b. Multiple instance detection network with online instance classifier refinement. *2017 IEEE Conference on Computer Vision and Pattern Recognition (CVPR)*, pages 3059–3067.
- Mesut Erhan Unal, Keren Ye, Mingda Zhang, Christopher Thomas, Adriana Kovashka, Wei Li, Danfeng Qin, and Jesse Berent. 2022. Learning to overcome noise in weak caption supervision for object detection. *IEEE transactions on pattern analysis and machine intelligence*, 45(4):4897–4914.
- Fang Wan, Chang Liu, Wei Ke, Xiangyang Ji, Jianbin Jiao, and Qixiang Ye. 2019. C-mil: Continuation multiple instance learning for weakly supervised object detection. In *Proceedings of the IEEE Conference on Computer Vision and Pattern Recognition (CVPR)*.
- Size Wu, Wenwei Zhang, Sheng Jin, Wentao Liu, and Chen Change Loy. 2023. Aligning bag of regions for open-vocabulary object detection. In *Proceedings of the IEEE/CVF Conference on Computer Vision and Pattern Recognition*, pages 15254–15264.
- Yonghui Wu, Mike Schuster, Zhifeng Chen, Quoc V Le, Mohammad Norouzi, Wolfgang Macherey, Maxim Krikun, Yuan Cao, Qin Gao, Klaus Macherey, et al. 2016. Google’s neural machine translation system: Bridging the gap between human and machine translation. *arXiv preprint arXiv:1609.08144*.
- Keren Ye, Mingda Zhang, Adriana Kovashka, Wei Li, Danfeng Qin, and Jesse Berent. 2019a. Cap2det: Learning to amplify weak caption supervision for object detection. In *International Conference on Computer Vision (ICCV)*.
- Keren Ye, Mingda Zhang, Adriana Kovashka, Wei Li, Danfeng Qin, and Jesse Berent. 2019b. Cap2det: Learning to amplify weak caption supervision for object detection. In *IEEE/CVF International Conference on Computer Vision (ICCV)*, page 9685–9694.
- Peter Young, Alice Lai, Micah Hodosh, and J. Hockenmaier. 2014. From image descriptions to visual

denotations: New similarity metrics for semantic inference over event descriptions. *Transactions of the Association for Computational Linguistics*, 2:67–78.

Alireza Zareian, Kevin Dela Rosa, Derek Hao Hu, and Shih-Fu Chang. 2021. Open-vocabulary object detection using captions. In *Proceedings of the IEEE/CVF Conference on Computer Vision and Pattern Recognition*, pages 14393–14402.

Chiyuan Zhang, Samy Bengio, Moritz Hardt, Benjamin Recht, and Oriol Vinyals. 2017. [Understanding deep learning requires rethinking generalization](#). In *International Conference on Learning Representations*.

Pengchuan Zhang, Xiujuan Li, Xiaowei Hu, Jianwei Yang, Lei Zhang, Lijuan Wang, Yejin Choi, and Jianfeng Gao. 2021. Vinvl: Making visual representations matter in vision-language models. *CVPR 2021*.

Yiwu Zhong, Jianwei Yang, Pengchuan Zhang, Chunyuan Li, Noel Codella, Liunian Harold Li, Luwei Zhou, Xiyang Dai, Lu Yuan, Yin Li, and Jianfeng Gao. 2022. [Regionclip: Region-based language-image pretraining](#). In *IEEE/CVF Conference on Computer Vision and Pattern Recognition, CVPR 2022, New Orleans, LA, USA, June 18-24, 2022*, pages 16772–16782. IEEE.

Xingyi Zhou, Rohit Girdhar, Armand Joulin, Phillip Krahenbuhl, and Ishan Misra. 2022. Detecting twenty-thousand classes using image-level supervision. In *European Conference on Computer Vision*.

## A Appendix

In Section A.1, we evaluate the quality of the pretrained image recognition ensemble and in Section A.2, we present additional dataset details such as counts. In Section 5 from the main text, we provided only vetting F1 scores in Table 2 over multiple methods, so in Section A.3 we provide a detailed table of the vetting precision and recall for the same methods. Furthermore in Section A.4, we show more comprehensive cross-dataset ablations, such as adding more training datasets and training with a special token.

We discuss our hyperparameter selection for WSOD in further detail in Section A.5 and show additional metrics of the WSOD models on the COCO-14 benchmark presented in the main text in Section A.6.

Finally in Section A.7, we showcase the vetting ability of VEIL in comparison to other approaches through qualitative results, along with additional examples from the WSOD models trained using vetted training data.

Method	Precision	Recall
VinVL Detector	0.725	0.356
YOLOv5	0.874	0.910
Ensemble	0.803	0.917

Table 8: Precision and recall of image recognition models on COCO-14 (Lin et al., 2014).

Method	RedCaps	CC	SBUCaps
VinVL detector	0.764	0.572	0.688
YOLOv5	0.848	0.848	0.824
Ensemble	0.856	0.868	0.822

Table 9: Visual presence accuracy of in-the-wild datasets using annotated examples as ground truth.

### A.1 Quality of Pretrained Image Recognition Ensemble

Since we used vision-language datasets without any object annotations, we have no way of knowing whether an object mentioned in the caption is present in the image. To keep our method scalable and datasets large, we used object predictions from pretrained image recognition models to produce visual presence pseudo labels for extracted labels. We test the VinVL detector (Zhang et al., 2021) and YOLOv5 detector (Jocher et al., 2021), and their ensemble (aggregating predictions) on COCO-14 Image Recognition in Table 8 and a visual presence annotated subset in Table 9. For the latter, per dataset we annotated the visual presence of 50 extracted labels from unique images for each category. We used the following randomly selected VOC (Everingham et al., 2010) categories: elephant, truck, cake, bus, and cow. We found that while the ensemble variant and the VinVL detector are worse than YOLOv5 in image recognition on a common benchmark, COCO-14, the ensemble performs better than the single models on visual presence. Since this is the task we aim to do, we select the ensemble model to generate visual presence targets. Additionally, these results indicate there is still significant noise in using these models to generate pseudo labels, so using these pretrained image recognition models is not the same quality as human annotations. Despite this, VEIL still successfully harnesses these noisy targets to reason about visual presence from captions.

### A.2 Vetting Dataset Details

While the overall image-text pairs are 12M pairs for RedCaps, 3M pairs for CC, 1M for SBUCaps,

Dataset	Train	Test
VIST	20339	5086
VIST-DII	12106	3028
VIST-SIS	8233	2060
COCO	216096	94004
SBUCaps	166986	41747
RedCaps	845333	211334
CC	350043	87511

Table 10: The number of samples per split and dataset after filtering captions based on exact match with COCO objects. Note VIST and COCO have multiple captions per image; for the sake of vetting, we evaluate on extracted labels from all captions.

Relative Delta	Pascal VOC-07 mAP <sub>50</sub>
0.002	28.25
0.01	30.93
0.05	28.11

Table 11: Relative delta hyperparameter ablation

500K pairs for COCO, 40K and 60K pairs for VIST-DII and VIST-SIS, respectively, after extracting labels using exact match with COCO categories, there are a number of captions which don’t have any matches. We filter out those captions. In Table 10 we provide counts after filtering for both vetting train and test splits of each dataset.

### A.3 Vetting Precision/Recall


Table 2 in the main text showed the F1 on the extracted label vetting task, from twelve methods. In Table 12 here, we separately show Precision and Recall on the same task.

### A.4 Cross-Dataset Ablations

We show results over all the cross-dataset settings we evaluated in Table 13. Notably, this shows that precision in the cross-dataset setting is always better than no vetting except on COCO which already has high precision and differs in composition (more descriptive) compared to the other datasets.

**Combining multiple datasets.** We find that VEIL is able to leverage additional datasets to an extent. For example, combining SBUCaps and CC leads to significant improvements (7-16% relative) in F1 as shown in Table 14 and, combining SBUCaps and Redcaps in training improves performance on both validation sets. When combining all datasets, only the non-in-the-wild datasets see an improved performance.

**Using special token.** We test VEIL<sub>ST</sub> which inserts a special token [EM\_LABEL] before each ex-



Extracted Labels from Each Image	{boat}	{orange}	{cake}
No Vetting (Same as Above)	{boat}	{orange}	{cake}
Reject Noun Modifier	{boat}	{}	{cake}
LocalCLIP-E	{boat}	{orange}	{}
VEIL-SBUCapsCC	{}	{}	{}
VEIL-RedCaps	{}	{}	{}

Figure 3: Qualitative examples of extracted labels after vetting on RedCaps-Test. These are additional completely absent VAEI examples from CLaN with their linguistic indicators and similar context annotations, and only VEIL-based methods are able to overcome these three noise types.

tracted label in the caption to reduce the model’s reliance on category-specific cues and improve generalization to other datasets. We find that using VEIL w/ ST on average improves F1 by 1 pt compared to just VEIL when transferring to other datasets. This comes at a tradeoff to the performance on the same dataset; however, CC w/ ST improves performance on all datasets.

### A.5 WSOD Implementation Details

We used 4 RTX A5000 GPUs and trained for 50k iterations with a batch size of 8, or 100k iterations on 4 Quadro RTX 5000 GPUs with a batch size of 4 and gradient accumulation (parameters updated every two iterations to simulate a batch size of 8).

**Learning Rates.** We trained four models without vetting on SBUCaps with learning rates from ‘1e-5’ till ‘1e-2’, for each order of magnitude, and observed that the model trained with a learning rate of ‘1e-2’ had substantially better Pascal VOC-07 detection performance. We used this learning rate for all the WSOD models trained on SBUCaps. We applied a similar learning rate selection method for WSOD models trained on RedCaps, except we tested over every half order of magnitude and found that ‘5e-5’ was optimal when training on RedCaps.

**Relative Delta.** In Large Loss Matters (LLM) (Kim et al., 2022), relative delta controls how fast the rejection rate will increase over training. To find the best relative delta, we tested over three initializations, with *rel\_delta* = 0.002 as the setting recommended in (Kim et al., 2022). We used the best result in Table 11 when reporting results in the main paper.

		SBUCaps		RedCaps		Conceptual Captions	
Method		PREC / REC	F1	PREC / REC	F1	PREC / REC	F1
No Vetting		0.463 / 1.000	0.633	0.596 / 1.000	0.747	0.737 / 1.000	0.849
VL	Global CLIP	0.531 / 0.700	0.604	0.618 / 0.551	0.583	0.753 / 0.458	0.569
	Global CLIP - E	0.526 / 0.683	0.594	0.625 / 0.522	0.569	0.745 / 0.417	0.534
V	Local CLIP	0.588 / 0.246	0.347	0.723 / 0.591	0.651	0.750 / 0.240	0.363
	Local CLIP - E	0.708 / 0.820	0.760	0.770 / 0.924	0.840	0.842 / 0.462	0.597
	Reject Large Loss	0.530 / <b>0.898</b>	0.667	0.700 / 0.908	0.790	0.806 / 0.858	0.831
L	Accept Descriptive	0.449 / 0.542	0.491	0.561 / 0.326	0.413	0.739 / 0.741	0.740
	Reject Noun Mod.	0.517 / 0.769	0.618	0.644 / 0.776	0.703	0.765 / 0.870	0.814
	Cap2Det	0.500 / 0.884	0.639	0.633 / <b>0.945</b>	0.758	0.758 / <b>0.956</b>	0.846
	VEIL-Same Dataset	<b>0.828</b> / 0.791	<b>0.809</b>	<b>0.855</b> / 0.929	<b>0.890</b>	<b>0.884</b> / 0.935	<b>0.909</b>
VEIL-Cross Dataset		0.636 / 0.811	0.713	0.747 / 0.847	0.793	0.834 / 0.866	0.850
		VIST		VIST-DII		VIST-SIS	
Method		PREC / REC	F1	PREC / REC	F1	PREC / REC	F1
No Vetting		0.744 / 1.000	0.853	0.779 / 1.000	0.876	0.695 / 1.000	0.820
VL	Global CLIP	0.772 / 0.589	0.668	0.788 / 0.518	0.625	0.754 / 0.624	0.683
	Global CLIP - E	0.769 / 0.569	0.654	0.785 / 0.504	0.613	0.741 / 0.595	0.660
V	Local CLIP	0.752 / 0.298	0.427	0.787 / 0.341	0.476	0.738 / 0.292	0.418
	Local CLIP - E	<b>0.874</b> / 0.671	0.759	<b>0.886</b> / 0.572	0.695	<b>0.833</b> / 0.793	0.812
	Reject Large Loss	0.755 / 0.811	0.782	0.792 / 0.796	0.794	0.700 / 0.791	0.743
L	Accept Descriptive	0.755 / 0.631	0.687	0.784 / 0.913	0.844	0.686 / 0.163	0.264
	Reject Noun Mod.	0.775 / 0.879	0.823	0.813 / 0.883	0.847	0.716 / 0.875	0.788
	Cap2Det	0.781 / 0.877	0.826	0.823 / 0.887	0.854	0.704 / 0.859	0.774
	VEIL-Same Dataset	0.789 / <b>0.971</b>	0.871	0.819 / <b>0.992</b>	<b>0.892</b>	0.690 / <b>0.998</b>	0.816
VEIL-Cross Dataset		0.835 / 0.920	<b>0.875</b>	0.870 / 0.915	<b>0.892</b>	0.765 / 0.920	<b>0.830</b>
		COCO					
Method		PREC / REC	F1				
No Vetting		0.948 / 1.000	<b>0.973</b>				
VL	Global CLIP	0.945 / 0.509	0.662				
	Global CLIP - E	0.931 / 0.487	0.640				
V	Local CLIP	0.951 / 0.307	0.464				
	Local CLIP - E	0.972 / 0.663	0.788				
	Reject Large Loss	0.963 / 0.837	0.896				
L	Accept Descriptive	0.948 / 0.923	0.935				
	Accept Narrative	0.942 / 0.077	0.143				
	Reject Noun Mod.	0.958 / 0.859	0.906				
	Cap2Det	<b>0.978</b> / 0.950	0.964				
VEIL-Same Dataset		0.948 / <b>1.000</b>	<b>0.973</b>				
VEIL-Cross Dataset		0.975 / 0.942	0.958				

Table 12: Extracted label vetting evaluation metrics. Bold indicates best result in column, and in the recall columns No Vetting is excluded as it always has perfect recall.

## A.6 WSOD Benchmarking on Additional COCO Metrics

In our main text, we compared the average precision of the model across all the classes and all the IoU (Intersection over Union) thresholds from 0.5 to 0.95. We show mAP at specific thresholds 0.5 and 0.75 in Table 15. We see that cross-dataset VEIL vetting performs relatively 32% better than no vetting in a stricter IoU (0.75). The mAP metric can be further broken down by area sizes of ground truth bounding boxes, which is denoted by S, M, and L. VEIL-based vetting outperforms the rest in Medium (6% better than best non-VEIL vetting) and Large objects (5% better than best non-VEIL vetting); while VEIL-Same Dataset still performs best on small objects, VEIL-Cross Dataset performs slightly worse than no vetting.

## A.7 Additional Qualitative Results

**Vetting Qualitative Examples.** Using annotations from CLaN, we provide qualitative examples comparing the vetting capability of methods on VAEs with common linguistic indicators (prepositional phrase, different word sense, non-literal) found in RedCaps in Figure 3.

**WSOD Qualitative Examples.** In Figure 4, we present further qualitative evidence on the impact of different vetting methods on weakly supervised object detection. There are varying degrees of part and contextual bias from all methods; however, No Vetting has the most pronounced part domination and context bias as shown by its detection of bicycle wheels and car doors (top two rows), and misidentifying a child as a chair (bottom row) and detections covering both boat and water. Both

<b>Train Dataset(s)</b>	<b>ST</b>	<b>DII-VIST</b>	<b>SIS-VIST</b>	<b>COCO</b>	<b>VIST</b>
No Vetting		0.779 / 1.000	0.695 / 1.000	0.948 / 1.000	0.741 / 1.000
SBUCaps		0.895 / 0.717	0.831 / 0.609	0.979 / 0.647	0.878 / 0.690
RedCaps (R)		0.865 / 0.794	0.787 / 0.752	0.975 / 0.824	0.839 / 0.785
CC		0.863 / 0.902	0.759 / 0.917	0.974 / 0.925	0.824 / 0.914
VIST		0.826 / 0.978	0.729 / 0.949	0.958 / 0.926	0.789 / 0.971
COCO		0.779 / 1.000	0.695 / 1.000	0.948 / 1.000	0.741 / 1.000
SBUCaps,CC		0.885 / 0.840	0.788 / 0.837	0.978 / 0.893	0.847 / 0.838
R,CC		0.876 / 0.888	0.801 / 0.784	0.976 / 0.918	0.855 / 0.852
SBUCaps,R		0.876 / 0.779	0.789 / 0.697	0.976 / 0.791	0.849 / 0.758
SBUCaps	✓	0.885 / 0.798	0.817 / 0.719	0.977 / 0.745	0.866 / 0.768
R	✓	0.880 / 0.744	0.809 / 0.697	0.976 / 0.776	0.856 / 0.721
CC	✓	0.868 / 0.913	0.765 / 0.920	0.975 / 0.942	0.835 / 0.920
SBUCaps,CC	✓	0.870 / 0.915	0.776 / 0.881	0.976 / 0.932	0.830 / 0.905
R,CC	✓	0.862 / 0.922	0.779 / 0.842	0.971 / 0.944	0.837 / 0.894
SBUCaps,R	✓	0.877 / 0.807	0.805 / 0.712	0.973 / 0.856	0.844 / 0.828
ALL		0.860 / 0.969	0.779 / 0.903	0.973 / 0.990	0.832 / 0.947

<b>Train Dataset(s)</b>	<b>ST</b>	<b>SBUCaps</b>	<b>RedCaps</b>	<b>CC</b>
No Vetting		0.463 / 1.000	0.596 / 1.000	0.737 / 1.000
SBUCaps		0.828 / 0.791	0.808 / 0.684	0.844 / 0.831
RedCaps (R)		0.668 / 0.759	0.855 / 0.929	0.837 / 0.709
CC		0.585 / 0.846	0.713 / 0.844	0.884 / 0.935
VIST		0.518 / 0.939	0.658 / 0.883	0.771 / 0.981
COCO		0.463 / 1.000	0.599 / 1.000	0.739 / 1.000
SBUCaps,CC		0.923 / 0.950	0.762 / 0.822	0.965 / 0.978
R,CC		0.691 / 0.720	0.845 / 0.836	0.892 / 0.914
SBUCaps,R		0.892 / 0.940	0.923 / 0.958	0.846 / 0.785
SBUCaps	✓	0.790 / 0.814	0.782 / 0.754	0.834 / 0.866
R	✓	0.686 / 0.724	0.843 / 0.901	0.831 / 0.526
CC	✓	0.609 / 0.841	0.721 / 0.862	0.922 / 0.955
SBUCaps,CC	✓	0.754 / 0.821	0.747 / 0.847	0.891 / 0.943
R,CC	✓	0.649 / 0.797	0.793 / 0.887	0.868 / 0.931
SBUCaps,R	✓	0.826 / 0.724	0.804 / 0.905	0.839 / 0.771
ALL		0.713 / 0.829	0.803 / 0.898	0.874 / 0.941

Table 13: Precision and recall of cross-dataset vetting over visual presence validations sets from different sources (DII-VIST...CC). All methods improve precision compared to no vetting.

VEIL methods outperform the rest of the models in detecting smaller objects (see first two rows). LocalCLIP-E misses smaller objects in the background (first two rows) and also has part domination (bicycle).



Train Dataset	ST	DII-VIST	SIS-VIST	COCO	VIST	S	R	CC
No Vetting		0.876	0.820	0.973	0.851	0.633	0.747	0.849
SBUCaps		0.796	0.703	0.779	0.773	<b>0.809</b>	0.741	0.837
R		0.828	0.769	0.893	0.811	<b>0.710</b>	<b>0.890</b>	0.768
CC		<b>0.882</b>	<b>0.830</b>	0.949	<b>0.867</b>	<b>0.692</b>	<b>0.773</b>	<b>0.909</b>
VIST		<b>0.895</b>	<b>0.825</b>	0.942	<b>0.871</b>	<b>0.668</b>	<b>0.754</b>	<b>0.863</b>
COCO		0.876	0.820	0.973	0.851	0.633	<b>0.749</b>	<b>0.850</b>
SBUCaps,CC		0.862	0.812	0.933	0.843	<b>0.937</b>	<b>0.791</b>	<b>0.972</b>
R,CC		<b>0.882</b>	0.793	0.946	<b>0.854</b>	<b>0.705</b>	<b>0.841</b>	<b>0.903</b>
SBUCaps,R		0.825	0.741	0.874	0.801	<b>0.915</b>	<b>0.940</b>	0.810
SBUCaps	✓	0.839	0.765	0.846	0.814	<b>0.802</b>	<b>0.767</b>	<b>0.850</b>
R	✓	0.806	0.749	0.865	0.783	<b>0.705</b>	<b>0.871</b>	0.644
CC	✓	<b>0.890</b>	<b>0.836</b>	0.958	<b>0.875</b>	<b>0.707</b>	<b>0.785</b>	<b>0.938</b>
SBUCaps,CC	✓	<b>0.892</b>	<b>0.825</b>	0.954	<b>0.866</b>	<b>0.786</b>	<b>0.793</b>	<b>0.916</b>
R,CC	✓	<b>0.891</b>	0.809	0.957	<b>0.865</b>	<b>0.716</b>	<b>0.837</b>	<b>0.899</b>
SBUCaps,R	✓	0.841	0.756	0.911	0.836	<b>0.772</b>	<b>0.851</b>	0.803
ALL		<b>0.911</b>	<b>0.836</b>	<b>0.981</b>	<b>0.886</b>	<b>0.767</b>	<b>0.848</b>	<b>0.906</b>

Table 14: F1 scores of cross dataset vetting on visual presence validations sets from different sources (DII-VIST...CC). Datasets abbreviated as S = SBUCaps, R = RedCaps, CC = Conceptual Captions. Bold indicates if result is better than no vetting. Train data containing the same source as the validation is highlighted in yellow.

	mAP, IoU			mAP, Area		
	0.5:0.95	0.5	0.75	S	M	L
GT*	4.19	9.17	3.40	1.10	4.34	6.76
No Vetting	3.24	7.70	2.37	<u>1.06</u>	4.00	5.08
Large Loss (Kim et al., 2022)	3.11	7.54	2.15	0.92	3.80	4.88
LocalCLIP-E (Radford et al., 2021)	3.66	7.77	3.08	0.79	3.96	5.96
VEIL <sub>ST</sub> -R,CC	<u>3.90</u>	<u>8.60</u>	<u>3.14</u>	0.93	<u>4.25</u>	<u>6.28</u>
VEIL-SBUCaps	<b>4.89</b>	<b>10.37</b>	<b>4.20</b>	<b>1.26</b>	<b>5.24</b>	<b>7.53</b>

Table 15: COCO-14 benchmark for WSOD models trained with various vetting methods. (GT\*) directly vets labels using the pretrained object detectors which were used to train VEIL. Bold indicates best performance in each column and underline indicates second best result in the column.




Figure 4: Detections (blue bounding box) from WSOD models trained with various vetting methods (top row) indicate that training with either VEIL-based vetting method (two rightmost columns) leads to similar detection capability on VOC-07 (Everingham et al., 2010). The categories shown by row (from top to bottom) are: horse, car, boat, bicycle, chair.