

Strong mechanical squeezing in a microcavity with double quantum wells

Muhammad Asjad,¹ Berihu Teklu,^{2,3} and Hichem Eleuch^{4,5}

¹*College of Computing and Mathematical Sciences, Department of Mathematics, Khalifa University, 127788, Abu Dhabi, United Arab Emirates**

²*College of Computing and Mathematical Sciences, Department of Mathematics, Khalifa University, 127788, Abu Dhabi, United Arab Emirates*

³*Center for Cyber-Physical Systems (C2PS), Khalifa University, 127788, Abu Dhabi, United Arab Emirates[†]*

⁴*Department of Applied Physics and Astronomy, University of Sharjah, Sharjah 27272, United Arab Emirates*

⁵*Institute for Quantum Science and Engineering, Texas A & M University, College Station, TX 77843, USA[‡]*

(Dated: March 20, 2024)

In a hybrid quantum system composed of two quantum wells placed inside a cavity with a moving end mirror pumped by bichromatic coherent light, we address the formation of squeezed states of a mechanical resonator. The exciton mode and mechanical resonator interact indirectly via microcavity fields. Under the conditions of the generated coupling, we predict squeezing of the mechanical-mode beyond the resolved side-band regime with existing experimental parameters. Finally, we show that the robustness of this squeezing against thermal fluctuations is important for practical applications of such systems.

I. INTRODUCTION

The generation and manipulation of optical squeezing has been of great theoretical interest since its development in the early days [1–5]. These are quantum states of light characterized by reduced quantum noise in one observable at the expense of increased noise in the conjugate observable. Methods for generating squeezed states generally couple the amplitude of a light beam to its phase. For example, it has been accomplished using nonlinear optical media [6], where the index of refraction varies depending on the intensity of the light. Another promising possibility is optomechanical or “ponderomotive” squeezing [7], which involves coupling the quantum fluctuations in a light field to the mechanical motion of an oscillator. Optomechanical squeezing may provide the potential to be tunable to the mechanical frequencies of interest and to be low loss, however this technology has only recently been made possible by employing a variety of experimental platforms. For example, a group of ultracold atoms in an optical cavity [8], cavity polariton [9], a micromechanical resonator coupled to a nanophotonic cavity [10] and a vibrating membrane in the center of an optical cavity [11]. The mechanical oscillators in all three situations have an efficient quality factor that oscillates at a sharp resonant frequency with little energy loss [12–16].

For a variety of possible applications, the interaction of laser light with a mechanical oscillator, such as a moving mirror, can be utilized to manipulate the quantum features of light. It is well known that the optomechanical interaction is capable of generating squeezed states of light [11]. This is a resource for quantum enhanced sensing techniques [17–21], in non-linear optics [11, 22], and as well as to examine quantum phenomena in macro systems [23–30]. The squeezing of the mechanical systems is of utmost importance in this situation.

The generation of squeezed and entangled light fields by hybrid quantum-well optomechanical system may be utilized to carry out quantum information processing, understanding its dynamics in realistic conditions is crucial to the development of numerous quantum information technologies. Mechanical resonators have a tremendous potential for the construction of quantum-level on-chip devices [31], quantum memory [32–34], generating mechanical quantum superposition states [35], optomechanically induced transparency [36, 37] and employed as a means to transfer a quantum state from an optical cavity to a microwave cavity [38, 39]. Quantum state transfer between separate parts is a crucial tool for developing quantum communications and information processing protocols [40, 41]. In this paper, motivated by some experimental implementations in hybrid quantum systems [42–44], we analyze the possibility of generating mechanical squeezing in a hybrid system formed by an optomechanical containing two quantum wells and pumped by a bichromatic coherent light, which are more convenient to implement quantum effects [45, 46]. The significance of this work lies in the fact that it shows that quantum squeezing can be realized in hybrid quantum systems that are experimentally accessible and compatible with current technology. This opens up possibilities for implementing quantum effects and harnessing quantum resources in practical applications. The implications of these findings extend to the potential realization of photonic systems, where multiple quantum dots (QDs) are integrated with microcavities or waveguides. This suggests that such schemes could enable unprecedented levels of quantum control over collective degrees of freedom in nanoscale systems with mesoscopic numbers. Overall, the results presented in the paper pave the way for practical applications and advancements in quantum technology.

The structure of the paper as described is as follows: the scheme of the theoretical model, the Hamiltonian that describes the dynamical system, and the linearized quantum Langevin equations are presented in the next section. In Sec. III, the steady state minimum quadrature variance of the mechanical resonator is discussed. We analyze the influence of the different parameters on the squeezing of the mechanical mode. We

* asjad_qau@yahoo.com

† berihu.gebrehiwot@ku.ac.ae

‡ heleuch@sharjah.ac.ae

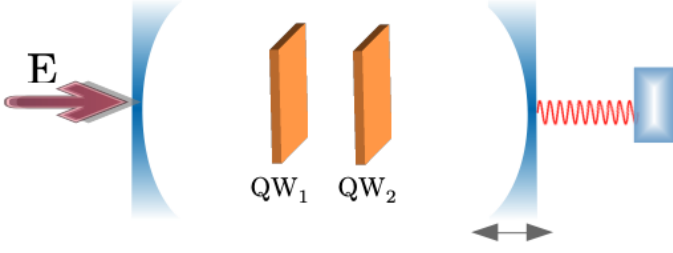


FIG. 1. Schematic representation of a nanoresonator formed by a microcavity, composed of a Fabry-Perot cavity defined by two sets of distributed Bragg reflectors (DBRs) and embedding two quantum wells (QWs) by placing at two different antinodes. The system is pumped by an external pump E and has a damping rate κ .

summarize our results and conclude in the last section.

II. MODEL AND HEISENBERG-LANGEVIN EQUATIONS

In this paper, we study a hybrid QW-microcavity system made up of two quantum wells placed at two different antinodes as shown in Fig. 1. The radiation pressure force in a microcavity and the exciton mode in the quantum well allow the mirror's optical and mechanical motion to be coupled. The exciton inside the QW in this model is seen as a quasi-particle that emerges from the interaction of one valence band hole with one electron in the conduction band. We can treat exciton as a composed boson by assuming that the average distance between neighbouring excitons ($\sim n_{\text{ex}}^{-1/2}$ with n_{ex} being exciton concentration) is much larger than the radius of the exciton. Since the density of the excitons is sufficiently low in the weak excitation regime, it is possible to neglect the contribution of the coupling of nearby excitons produced by the Coulomb exciton-exciton interaction. The interaction between nearby excitons, however, becomes strong and nonlinear in the moderate driving regime [47–49], which results in intriguing features including squeezing and bistability [50–52]. In the present work, we consider that the description of excitons as a composite of bosons is valid in the region of low density.

The Hamiltonian describes the dynamics of the coupled exciton-optomechanical system under the influence of a bichromatically driven optical cavity mode can be expressed as

$$H = \omega_a a^\dagger a + \omega_m b^\dagger b + \sum_{i=1}^2 [\omega_{\text{ex}_i} c_i^\dagger c_i + i g_i (a^\dagger c_i - a c_i^\dagger)] - g_0 a^\dagger a (b + b^\dagger) - i(E^*(t)a - E(t)a^\dagger). \quad (1)$$

Here the operators a , b , and c_i ($i=1,2$) are annihilation operators for a photon in the microcavity, a phonon in the mechanical oscillator, and an exciton in the quantum well, respectively, ω_a and ω_{ex} represent the microcavity and exciton resonance frequencies. The term g_0 represents the photon-optomechanical coupling, ω_m is the resonance frequency of the mechanical

resonator, g_i is the coupling strength of the cavity mode with i th exciton mode, and $E(t) = \varepsilon_+ e^{-i\omega_+ t} + \varepsilon_- e^{-i\omega_- t}$ is the two-tone laser field of amplitude $\varepsilon_\pm = \sqrt{\kappa P_\pm / \hbar \omega_\pm}$ at frequency $\omega_\pm = \omega_a \pm \omega_m$ with P_\pm and κ represents the laser power and the cavity damping rate. The resulting steady-state amplitude of the intracavity shifts the equilibrium position of the mechanical mode via radiation pressure force.

In the Hamiltonian (1), the first three terms in the first line represent the free energy of the system while the last term describes the coupling of laser drive with the microcavity. In the second line, the first term describes the photon-phonon coupling and the fourth term in the first line represents the linear exciton-photon interaction.

The system is affected by the environment's fluctuation and dissipation processes in addition to coherent dynamics. The following set of Heisenberg-Langevin equations are used to characterize the system dynamics as a function of dissipation and noise:

$$\begin{aligned} \dot{a} &= -(\kappa + i\omega_a)a + \sum_{i=1}^2 g_i c_i + i g_0 a (b + b^\dagger) + E(t) + \sqrt{2\kappa} a_{\text{in}}, \\ \dot{b} &= -(\gamma_m + i\omega_m)b + i g_0 a^\dagger a + \sqrt{2\gamma_m} b_{\text{in}}, \\ \dot{c}_i &= -(\gamma_i + i\omega_{\text{ex}_i})c_i - g_i a + \sqrt{2\gamma_i} c_{\text{in}_i}, \end{aligned} \quad (2)$$

where γ_i is the excitonic dissipative coefficient related to the linear coupling to the excitonic bath describing the radiative and non-radiative dissipation, and γ_m is the mechanical mode damping rate. Here a_{in} , b_{in} , and c_{in_i} (for $i=1,2$) represent the input noise operators for the microcavity, exciton, and the mechanical modes, respectively. We assume that all the noise operators are Gaussian with the only terms with non-zero correlations $\langle a_{\text{in}}(\omega) a_{\text{in}}^\dagger(\omega') \rangle = 2\pi \delta(\omega + \omega')$, $\langle c_{\text{in}_i}(\omega) c_{\text{in}_i}^\dagger(\omega') \rangle = 2\pi \delta(\omega + \omega')$, $\langle b_{\text{in}}(\omega) b_{\text{in}}^\dagger(\omega') \rangle = 2\pi (n_{\text{th}} + 1) \delta(\omega + \omega')$, and $\langle b_{\text{in}}^\dagger(\omega) b_{\text{in}}(\omega') \rangle = 2\pi n_{\text{th}} \delta(\omega + \omega')$, where $n_{\text{th}} = [\exp(\hbar\omega_m/k_B T) - 1]^{-1}$ is the average amount of thermal excitation related to the mechanical resonator, where k_B is the Boltzmann constant and T is the temperature of the mechanical bath. The nonlinear quantum Langevin equations in Eq.(2) can be linearized by considering the operators as the sum of the expectation plus quantum fluctuations. In order to linearize these equations, we can write the annihilation operators as $a = \langle a \rangle + \delta a$, $b = \langle b \rangle + \delta b$, and $c_i = \langle c_i \rangle + \delta c_i$. The equations of motion of the mean values of the operators can be evaluated by taking the quantum fluctuation average of the non-linear Heisenberg-Langevin equations Eq.(2), leading to

$$\begin{aligned} \langle \dot{a} \rangle &= -(\kappa + i\omega_a) \langle a \rangle + \sum_{i=1}^2 g_i \langle c_i \rangle + i 2g_0 \langle a \rangle \Re \langle b \rangle + E(t), \\ \langle \dot{b} \rangle &= -(\gamma_m + i\omega_m) \langle b \rangle + i g_0 |\langle a \rangle|^2, \\ \langle \dot{c}_i \rangle &= -(\gamma + i\omega_{\text{ex}}) \langle c_i \rangle - g_i \langle a \rangle. \end{aligned} \quad (3)$$

Here, we use the mean field approximation, i.e., $\langle a c_i \rangle \approx \langle a \rangle \langle c_i \rangle$. The linearized Langevin equations of the fluctuation operators, in an interaction picture defined with respect to $\omega_a (a^\dagger a + c_1^\dagger c_1 + c_2^\dagger c_2) + \omega_m b^\dagger b$ and applying the rotating wave approximation

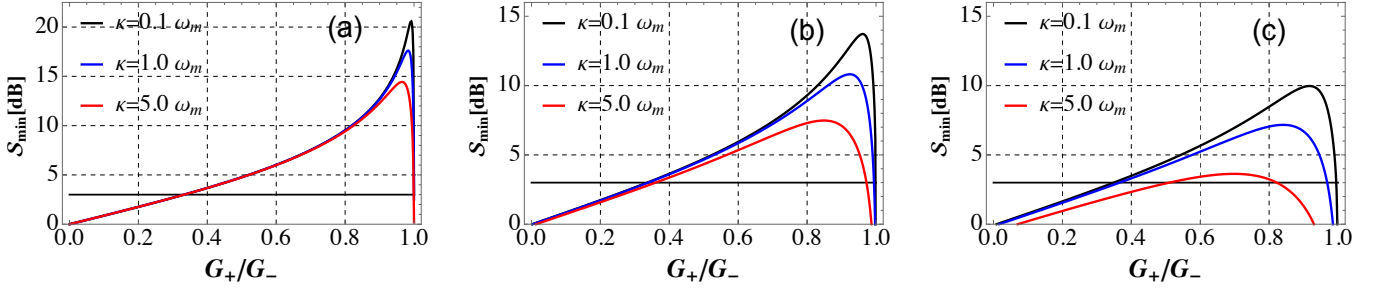


FIG. 2. (a) The quadrature variance of mechanical resonator in dB with respect to vacuum level, i.e., $-10\text{Log}[S_{\min}]$ \mathcal{S} as function of ratio G_+/G_- at $n_{\text{th}} = 0$, (b) $n_{\text{th}} = 10$, and (c) $n_{\text{th}} = 50$ for different values of the cavity decay rate $\kappa = 0.1\omega_m$ (black curve), $\kappa = 1.0\omega_m$ (blue curve) and $\kappa = 5\omega_m$ (red curve). The other parameters are $G_- = 0.1\omega_m$, $g_1 = g_2 = 2\omega_m$, $\Delta_{\text{ex}1} = -\Delta_{\text{ex}2} = \omega_m$, $\gamma = 2\omega_m$, and $\gamma_m = 10^{-5}\omega_m$. The horizontal solid black line corresponds to the 3dB limit.

can be written as

$$\begin{aligned}\delta\dot{a} &= -\kappa\delta a + \sum_{i=1}^2 g_i\delta c_i + i(G_-\delta b + G_+\delta b^\dagger) + \sqrt{2\kappa}a_{\text{in}}, \\ \delta\dot{b} &= -\gamma_m\delta b + i(G_-\delta a + G_+\delta a^\dagger) + \sqrt{2\gamma_m}b_{\text{in}}, \\ \delta\dot{c}_i &= -(\gamma_i + i\Delta_{\text{ex}i})\delta c_i - g_i\delta a + \sqrt{2\gamma_i}c_{i,\text{in}},\end{aligned}\quad (4)$$

where $\Delta_{\text{ex}i} = \omega_{\text{ex}i} - \omega_a$ is the exciton-mechanical detuning, $G_\pm = g_0a_\pm$ are the dressed couplings between cavity mode and mechanical resonator with

$$a_\pm = \varepsilon_\pm / \left(\kappa + i(\omega_a - \omega_\pm) + \sum_{i=1}^2 g_i^2 [\gamma_i + i\Delta_{\pm i}]^{-1} \right)$$

and $c_{\pm i} = -ig_ia_\pm / (\gamma_i + i\Delta_{\pm i})$, where $\Delta_{\pm i} = \omega_{\text{ex}i} - \omega_{\pm i}$.

III. STATIONARY MECHANICAL SQUEEZING

It is more practical to investigate the mechanical mode's squeezing using the quadrature operators defined by, $\delta X_a = (\delta a^\dagger + \delta a) / \sqrt{2}$, $\delta Y_a = i(\delta a^\dagger - \delta a) / \sqrt{2}$, $\delta X_b = (\delta b^\dagger + \delta b) / \sqrt{2}$, $\delta Y_b = i(\delta b^\dagger - \delta b) / \sqrt{2}$, $\delta X_{c_i} = (\delta c_i^\dagger + \delta c_i) / \sqrt{2}$, and $\delta Y_{c_i} = i(\delta c_i^\dagger - \delta c_i) / \sqrt{2}$. The fluctuation operators $\delta X_{j,\text{in}}$, $\delta Y_{j,\text{in}}$ ($j = a, b, c_i$). Then, the set of linearized Heisenberg-Langevin equations for the quadrature operators in compact matrix form read

$$\dot{u} = \mathbf{R}u + \mathbf{D}\eta, \quad (5)$$

where $u = (\delta X_b, \delta Y_b, \delta X_a, \delta Y_a, \delta X_{c_1}, \delta Y_{c_1}, \delta X_{c_2}, \delta Y_{c_2})^T$ is vector of quadrature of quantum fluctuation operators and $\eta = (\delta X_{b,\text{in}}, \delta Y_{b,\text{in}}, \delta X_{a,\text{in}}, \delta Y_{a,\text{in}}, \delta X_{c_1,\text{in}}, \delta Y_{c_1,\text{in}}, \delta X_{c_2,\text{in}}, \delta Y_{c_2,\text{in}})^T$ is a vector of the input noise fluctuation operators, $\mathbf{D} = \text{diag}(\sqrt{2\gamma_m}, \sqrt{2\gamma_m}, \sqrt{2\kappa}, \sqrt{2\kappa}, \sqrt{2\gamma_1}, \sqrt{2\gamma_1}, \sqrt{2\gamma_2}, \sqrt{2\gamma_2})$ is a diagonal matrix and \mathbf{R} is a drift matrix, and its elements can be obtained from Eq.(4). Since the system is linearized and input states are Gaussian in nature with zero mean, the quantum fluctuations are thus a continuous three-mode

Gaussian state, which can be completely characterized by the tripartite-covariance matrix \mathcal{V} of the exciton-optomechanical system defined as $\mathcal{V}_{ij} = \langle \mathbf{u}_i \mathbf{u}_j + \mathbf{u}_j \mathbf{u}_i \rangle / 2$. Then the covariance matrix in steady state is determined by solving the Lyapunov equation $\mathbf{R}\mathcal{V} + \mathcal{V}\mathbf{R}^T + \mathcal{N} = 0$, where $\mathcal{N} = \text{diag}(\gamma_m(2n_{\text{th}} + 1), \gamma_m(2n_{\text{th}} + 1), \kappa, \kappa, \gamma_1, \gamma_1, \gamma_2, \gamma_2)$.

To investigate the squeezing of the mechanical mode, we need to calculate the fluctuations of the mechanical quadrature $Q(\theta) = \delta X_b \cos(\theta) + \delta Y_b \sin(\theta)$. The state of the mechanical resonator is squeezed when the variance of $Q(\theta)$ is below the quantum noise level, i.e., $\langle Q^2(\theta) \rangle < 1/2$, and by minimizing the mean square value of $Q(\theta)$ with respect θ , one gets

$$\begin{aligned}S_{\min} &= \min \langle Q^2(\theta) \rangle_\theta \\ &= \mathbb{V}_p + \mathbb{V}_q - \sqrt{(\mathbb{V}_q - \mathbb{V}_p)^2 + 4\mathbb{V}_{\text{qp}}^2},\end{aligned}\quad (6)$$

where $\mathbb{V}_{\text{qp}} = \{\mathcal{V}\}_{12} + \{\mathcal{V}\}_{21}$. Here \mathbb{V}_p and \mathbb{V}_q the first two diagonal elements of the covariance matrix \mathcal{V} and represent amplitude and phase quadratures variances for the mechanical resonator, respectively. For the effectiveness of this scheme, we make sure that the stability conditions are always satisfied. According to the Routh-Hurwitz criterion [53], if all the eigenvalue of the drift matrix \mathbf{R} in left-half of a complex plan (negative real parts) (i.e., $|\mathbf{R} - \lambda\mathbf{I}| = 0$), $\text{Re}[\lambda] < 0$, the system reaches its steady state and stable. Therefore we make sure that the stability conditions are all satisfied in the following section.

The evolution of the minimum quadrature variance $-10\text{Log}[S_{\min}]$ of the mechanical resonator in the steady state as function of ratio of the couplings G_+/G_- for different values of cavity decay rate $\kappa = 0.1\omega_m$ (black curve), $1.0\omega_m$ (blue curve), $5.0\omega_m$ (red curve) and thermal bath phonon numbers $n_{\text{th}} = 0$ (a), 10 (b), 50 (c) as shown in Fig. (2). For $\kappa = 5\omega_m$, we notice that the mechanical resonator squeezing can break the 3 dB limit at large values of the thermal bath phonon $n_{\text{th}} = 50$ as shown in Fig. 2(c) (red curve). It is apparent from Fig. (2) that the squeezing of the mechanical resonator decreases with increasing the decay rate of the cavity mode which means, the mechanical squeezing is very sensitive to the dissipation of the cavity mode. Furthermore, thermal excitation associated with the mechanical resonator influences the

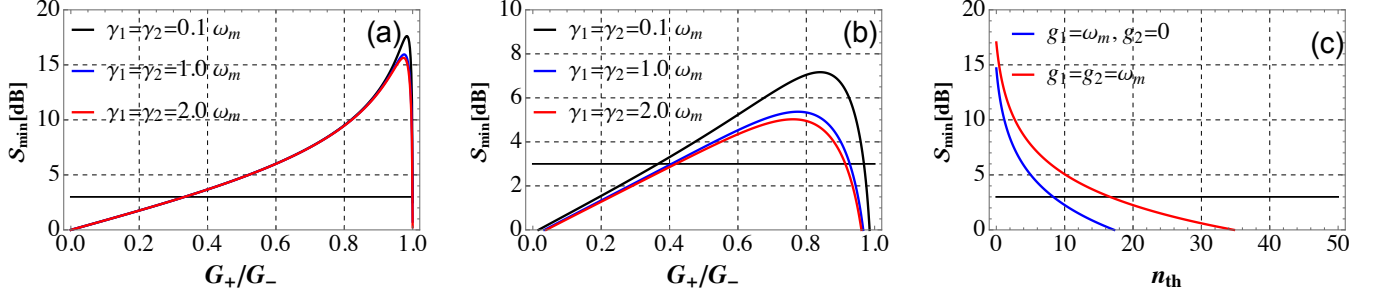


FIG. 3. (a) The quadrature variance of mechanical resonator in dB with respect to vacuum level, i.e., $S_{\min}[dB] = -10\text{Log}[S_{\min}]$ as a function of ratio G_+/G_- at $n_{th} = 0$ and (b) $n_{th} = 50$ for different values excitation cavity decay rate $\gamma_1 = \gamma_2 = 0.1\omega_m$ (black curve), $\gamma_1 = \gamma_2 = 1.0\omega_m$ (blue curve) and $\gamma_1 = \gamma_2 = 2.0\omega_m$ (red curve). (c) $S_{\min}[dB]$ vs thermal excitation n_{th} for $g_1 = \omega_m, g_2 = 0$ (blue curve) and $g_1 = g_2 \approx \omega$ (red curve) at fixed value $G_+ \approx 0.99\omega_m$ and $\kappa = \omega_m$. All other parameters are same as in Fig. 2.

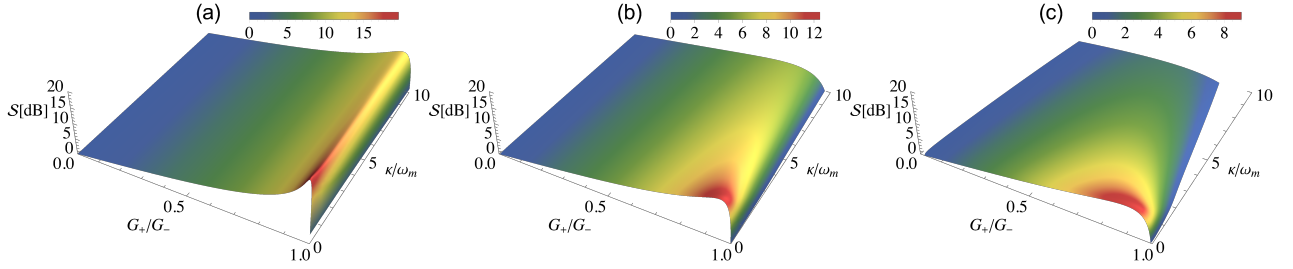


FIG. 4. (a) The quadrature variance of mechanical resonator in dB with respect to vacuum level, i.e., $S_{\min}[dB] = -10\text{Log}[S_{\min}]$ as function of ratio G_+/G_- and cavity decay rate κ/ω_m at $n_{th} = 0$, (b) $n_{th} = 10$ and (c) $n_{th} = 50$. The other parameters are same as in Fig. 2.

squeezing of the mechanical mode. We find that mechanical squeezing still exists when the thermal occupation of phonon is $n_{th} = 50$ (in Fig. 2.(c)) and $n_{th} = 10$ (in Fig. 2.(b)), meaning that the mechanical squeezing is robust against the thermal environment associated with mechanical mode.

In Fig. 3, we depict the mechanical squeezing as a function of the ratio of two coupling strengths G_+/G_- and the thermal excitation associated with mechanical mode n_{th} . For the environment thermal noise of $n_{th} = 0$ (Fig. 3(a)) and $n_{th} = 50$ (Fig. 3(b)) respectively, we set the dissipation rates of the two exciton modes to $\gamma_1 = \gamma_2 = 0.1\omega_m$ (black curve), $1.0\omega_m$ (blue curve) and $5.0\omega_m$ (red curve), the squeezing of the mechanical mode beyond 3 dB can be achieved even when $\gamma_1 = \gamma_2 = 5.0\omega_m$ and $n_{th} = 50$. The quadrature squeezing of mechanical resonator as a function of the mean thermal excitation number of the phonon mode n_{th} in the presence $g_1 = g_2 = \omega_m$ (red curve) and the absence of $g_1 = \omega_m, g_2 = 0$ (blue curve) of second exciton mode c_2 is shown in Fig. 3(a). From Fig. 3(c) we can see that in the presence of the second exciton mode $g_2 = \omega_m$ (red curve), the squeezing of the mechanical mode can be achieved beyond 3 dB for relatively high values of the environment thermal noise n_{th} . We notice also in Fig. 3(a) and (3b) that exists an optimal range of G_+/G_- (which roughly between 0.4 and 0.9) to realize a maximum of squeezing for a moderate cavity dissipation ($\kappa = \omega_m$).

In Fig. (4), we plot the squeezing of the mechanical resonator as a function of the dissipation rate of the optical mode κ/ω_m and the ratio of the couplings G_+/G_- for different values of the mechanical excitation number $n = 0$ Fig. 4(a), $n_{th} = 10$ Fig. 4(b) and $n_{th} = 50$ Fig. 4(c). It is clear from Fig. 4 that the minimum quadrature variance is obtained by optimizing the coupling ratio G_+/G_- and is not possible to squeeze the mechanical degree of freedom without the blue-detuned laser ($G_+ = 0$). We notice that the mechanical squeezing can be obtained beyond the resolved side-band regime ($\kappa > \omega_m$) as shown in Fig. (4).

IV. CONCLUSIONS

In this paper we have addressed a scheme that demonstrates the potential for achieving squeezing beyond 3dB in a hybrid quantum well-optomechanical system by using a two tone drive and two exciton modes of different frequencies. We find that the mechanical squeezing obtained is robust against thermal noise associated with the mechanical resonator in the presence of two exciton modes. Furthermore, we have found that for achieving optimal 3dB squeezing performance of mechanical mode is only obtained for an appropriate value of the ratio of the coupling of the optical mode with mechanical resonator

settings. The results presented in the paper contribute to the advancement of quantum technology by demonstrating the feasibility of implementing quantum effects in photonic systems. This paves the way for the development of practical applications that leverage quantum resources to achieve enhanced performance and functionality.

ACKNOWLEDGMENTS

M. Asjad has been supported by Khalifa University of Science and Technology under Award No. FSU-2023-014 and 8474000358 (FSU-2021-018). B. Teklu has been supported by Khalifa University of Science and Technology through the project no. C2PS-8474000137.

-
- [1] C. M. Caves, Quantum-mechanical noise in an interferometer, *Phys. Rev. D* **23**, 1693 (1981).
- [2] H. P. Yuen, Two-photon coherent states of the radiation field, *Phys. Rev. A* **13**, 2226 (1976).
- [3] J. N. Hollenhorst, Quantum limits on resonant-mass gravitational-radiation detectors, *Phys. Rev. D* **19**, 1669 (1979).
- [4] D. F. Walls, Squeezed states of light, *Nature* **306**, 141 (1983).
- [5] D. Walls and G. Milburn, *Quantum Optics*, Springer Study Edition (Springer Berlin Heidelberg, 2012).
- [6] R. E. Slusher, L. W. Hollberg, B. Yurke, J. C. Mertz, and J. F. Valley, Observation of squeezed states generated by four-wave mixing in an optical cavity, *Phys. Rev. Lett.* **55**, 2409 (1985).
- [7] V. B. Braginskii and A. B. Manukin, Ponderomotive Effects of Electromagnetic Radiation, *Soviet Journal of Experimental and Theoretical Physics* **25**, 653 (1967).
- [8] D. W. C. Brooks, T. Botter, S. Schreppler, T. P. Purdy, N. Brahms, and D. M. Stamper-Kurn, Non-classical light generated by quantum-noise-driven cavity optomechanics, *Nature* **488**, 476 (2012).
- [9] N. Bobrovska, M. Matuszewski, T. C. H. Liew, and O. Kyriienko, Interactive optomechanical coupling with nonlinear polaritonic systems, *Phys. Rev. B* **95**, 085309 (2017).
- [10] A. H. Safavi-Naeini, S. Gröblacher, J. T. Hill, J. Chan, M. Aspelmeyer, and O. Painter, Squeezed light from a silicon micromechanical resonator, *Nature* **500**, 185 (2013).
- [11] T. P. Purdy, P.-L. Yu, R. W. Peterson, N. S. Kampel, and C. A. Regal, Strong optomechanical squeezing of light, *Phys. Rev. X* **3**, 031012 (2013).
- [12] I. Mahboob and H. Yamaguchi, Parametrically pumped ultrahigh Q electromechanical resonator, *Applied Physics Letters* **92**, 253109 (2008).
- [13] C. Fabre, M. Pinard, S. Bourzeix, A. Heidmann, E. Giacobino, and S. Reynaud, Quantum-noise reduction using a cavity with a movable mirror, *Phys. Rev. A* **49**, 1337 (1994).
- [14] S. Bose, K. Jacobs, and P. L. Knight, Scheme to probe the decoherence of a macroscopic object, *Phys. Rev. A* **59**, 3204 (1999).
- [15] S. Mancini, V. Giovannetti, D. Vitali, and P. Tombesi, Entangling macroscopic oscillators exploiting radiation pressure, *Phys. Rev. Lett.* **88**, 120401 (2002).
- [16] D. Vitali, S. Gigan, A. Ferreira, H. R. Böhm, P. Tombesi, A. Guerreiro, V. Vedral, A. Zeilinger, and M. Aspelmeyer, Optomechanical entanglement between a movable mirror and a cavity field, *Phys. Rev. Lett.* **98**, 030405 (2007).
- [17] N. Rossi, F. R. Braakman, D. Cadeddu, D. Vasyukov, G. Tütüncüoğlu, A. Fontcuberta i Morral, and M. Poggio, Vectorial scanning force microscopy using a nanowire sensor, *Nature Nanotechnology* **12**, 150 (2017).
- [18] V. Montenegro, M. G. Genoni, A. Bayat, and M. G. A. Paris, Mechanical oscillator thermometry in the nonlinear optomechanical regime, *Phys. Rev. Res.* **2**, 043338 (2020).
- [19] A. Candeloro, S. Razavian, M. Piccolini, B. Teklu, S. Olivares, and M. G. A. Paris, Quantum probes for the characterization of nonlinear media, *Entropy* **23** (2021).
- [20] V. Montenegro, M. G. Genoni, A. Bayat, and M. G. A. Paris, Probing of nonlinear hybrid optomechanical systems via partial accessibility, *Phys. Rev. Res.* **4**, 033036 (2022).
- [21] M. Asjad, B. Teklu, and M. G. A. Paris, Joint quantum estimation of loss and nonlinearity in driven-dissipative kerr resonators, *Phys. Rev. Res.* **5**, 013185 (2023).
- [22] C. Dong, V. Fiore, M. C. Kuzyk, and H. Wang, Optomechanical dark mode, *Science* **338**, 1609 (2012).
- [23] B. Teklu, T. Byrnes, and F. S. Khan, Cavity-induced mirror-mirror entanglement in a single-atom raman laser, *Phys. Rev. A* **97**, 023829 (2018).
- [24] T. P. Purdy, R. W. Peterson, and C. A. Regal, Observation of radiation pressure shot noise on a macroscopic object, *Science* **339**, 801 (2013).
- [25] B. Teklu, A. Ferraro, M. Paternostro, and M. G. A. Paris, Nonlinearity and nonclassicality in a nanomechanical resonator, *EPJ Quantum Technology* **2**, 16 (2015).
- [26] F. Albarelli, A. Ferraro, M. Paternostro, and M. G. A. Paris, Nonlinearity as a resource for nonclassicality in anharmonic systems, *Phys. Rev. A* **93**, 032112 (2016).
- [27] J. Manninen, M. Asjad, R. Ojajärvi, P. Kuusela, and F. Massel, Clauser-horne-shimony-holt bell inequality test in an optomechanical device, *Phys. Rev. A* **98**, 043831 (2018).
- [28] I. Marinković, A. Wallucks, R. Riedinger, S. Hong, M. Aspelmeyer, and S. Gröblacher, Optomechanical bell test, *Phys. Rev. Lett.* **121**, 220404 (2018).
- [29] U. Deliđ, M. Reisenbauer, K. Dare, D. Grass, V. Vuletić, N. Kiesel, and M. Aspelmeyer, Cooling of a levitated nanoparticle to the motional quantum ground state, *Science* **367**, 892 (2020).
- [30] M. Asjad, M. A. Shahzad, and F. Saif, Quantum degenerate fermi gas entanglement in optomechanics, *The European Physical Journal D* **67**, 198 (2013).
- [31] T. Boulier, M. Bamba, A. Amo, C. Adrados, A. Lemaitre, E. Galopin, I. Sagnes, J. Bloch, C. Ciuti, E. Giacobino, and A. Bramati, Polariton-generated intensity squeezing in semiconductor micropillars, *Nature Communications* **5**, 3260 (2014).
- [32] S. A. McGee, D. Meiser, C. A. Regal, K. W. Lehnert, and M. J. Holland, Mechanical resonators for storage and transfer of electrical and optical quantum states, *Phys. Rev. A* **87**, 053818 (2013).
- [33] E. A. Sete and H. Eleuch, Controllable nonlinear effects in an optomechanical resonator containing a quantum well, *Phys. Rev. A* **85**, 043824 (2012).
- [34] E. A. Sete and H. Eleuch, High-efficiency quantum state transfer and quantum memory using a mechanical oscillator, *Phys. Rev. A* **91**, 032309 (2015).
- [35] J.-Q. Liao and L. Tian, Macroscopic quantum superposition in cavity optomechanics, *Phys. Rev. Lett.* **116**, 163602 (2016).

- [36] A. H. Safavi-Naeini, T. P. M. Alegre, J. Chan, M. Eichenfield, M. Winger, Q. Lin, J. T. Hill, D. E. Chang, and O. Painter, Electromagnetically induced transparency and slow light with optomechanics, *Nature* **472**, 69 (2011).
- [37] S. Weis, R. Rivière, S. Deléglise, E. Gavartin, O. Arcizet, A. Schliesser, and T. J. Kippenberg, Optomechanically induced transparency, *Science* **330**, 1520 (2010).
- [38] L. Tian, Adiabatic state conversion and pulse transmission in optomechanical systems, *Phys. Rev. Lett.* **108**, 153604 (2012).
- [39] Y.-D. Wang and A. A. Clerk, Using interference for high fidelity quantum state transfer in optomechanics, *Phys. Rev. Lett.* **108**, 153603 (2012).
- [40] S. Barzanjeh, M. Abdi, G. J. Milburn, P. Tombesi, and D. Vitali, Reversible optical-to-microwave quantum interface, *Phys. Rev. Lett.* **109**, 130503 (2012).
- [41] M. Asjad, S. Zippilli, P. Tombesi, and D. Vitali, Large distance continuous variable communication with concatenated swaps, *Physica Scripta* **90**, 074055 (2015).
- [42] T. Fujisawa, T. H. Oosterkamp, W. G. van der Wiel, B. W. Broer, R. Aguado, S. Tarucha, and L. P. Kouwenhoven, Spontaneous emission spectrum in double quantum dot devices, *Science* **282**, 932 (1998).
- [43] M. R. Delbecq, V. Schmitt, F. D. Parmentier, N. Roch, J. J. Viennot, G. Fève, B. Huard, C. Mora, A. Cottet, and T. Kontos, Coupling a quantum dot, fermionic leads, and a microwave cavity on a chip, *Phys. Rev. Lett.* **107**, 256804 (2011).
- [44] T. Frey, P. J. Leek, M. Beck, A. Blais, T. Ihn, K. Ensslin, and A. Wallraff, Dipole coupling of a double quantum dot to a microwave resonator, *Phys. Rev. Lett.* **108**, 046807 (2012).
- [45] W. G. van der Wiel, S. De Franceschi, J. M. Elzerman, T. Fujisawa, S. Tarucha, and L. P. Kouwenhoven, Electron transport through double quantum dots, *Rev. Mod. Phys.* **75**, 1 (2002).
- [46] R. Hanson, L. P. Kouwenhoven, J. R. Petta, S. Tarucha, and L. M. K. Vandersypen, Spins in few-electron quantum dots, *Rev. Mod. Phys.* **79**, 1217 (2007).
- [47] C. Ciuti, P. Schwendimann, B. Deveaud, and A. Quattropani, Theory of the angle-resonant polariton amplifier, *Phys. Rev. B* **62**, R4825 (2000).
- [48] F. Tassone and Y. Yamamoto, Exciton-exciton scattering dynamics in a semiconductor microcavity and stimulated scattering into polaritons, *Phys. Rev. B* **59**, 10830 (1999).
- [49] C. Ciuti, V. Savona, C. Piermarocchi, A. Quattropani, and P. Schwendimann, Threshold behavior in the collision broadening of microcavity polaritons, *Phys. Rev. B* **58**, R10123 (1998).
- [50] Y.-X. Liu, C. P. Sun, S. X. Yu, and D. L. Zhou, Semiconductor-cavity qed in high- q regimes with q -deformed bosons, *Phys. Rev. A* **63**, 023802 (2001).
- [51] H. Eleuch and N. Rachid, Autocorrelation function of microcavity-emitting field in the non-linear regime, *The European Physical Journal D* **57**, 259 (2010).
- [52] E. A. Sete, H. Eleuch, and S. Das, Semiconductor cavity qed with squeezed light: Nonlinear regime, *Phys. Rev. A* **84**, 053817 (2011).
- [53] E. X. DeJesus and C. Kaufman, Routh-hurwitz criterion in the examination of eigenvalues of a system of nonlinear ordinary differential equations, *Phys. Rev. A* **35**, 5288 (1987).