

Anisotropic background for two fluids: matter and holographic dark energy

M. Koussour^{1,*} and M. Bennai^{1,2,†}

¹*Quantum Physics and Magnetism Team, LPMC, Faculty of Science Ben M'sik,
Casablanca Hassan II University, Morocco.*

²*Lab of High Energy Physics, Modeling and Simulations, Faculty of Science,
University Mohammed V-Agdal, Rabat, Morocco.*

(Dated: September 16, 2022)

We discuss a spatially homogeneous and anisotropic Bianchi type-I space-time with two fluids as the content of the Universe: matter and holographic dark energy in the framework of general relativity. To get the exact solutions of Einstein's field equations, we choose the scale factor as a hyperbolic function, specifically, $a(t) = \sinh^{\frac{1}{n}}(\gamma t)$, where γ and $n > 0$ are arbitrary constants, which gives us a time-dependent deceleration parameter. Then we study our cosmological model under the conditions of the parameters as: γ fixed and $n > 1$. Our cosmological solutions led to an early deceleration phase followed by the current observed acceleration phase. Further, the anisotropic parameter and some other physical parameters are discussed. We conclude that our cosmological model is consistent with the results of recent astronomical observations.

I. INTRODUCTION

Recent observations [1–11] indicate that our Universe has entered an accelerated expansion phase. According to Einstein's general relativity (GR), the cause of such acceleration is the presence of a component of unknown nature, called dark energy (DE), which has negative pressure and represents 68% of the total density of the Universe, it behaves like a repulsive gravity. Its nature remains unknown today. It may simply be the cosmological constant (Λ) induced by GR which would have a non-zero value. This cosmological constant has an equation of state (EoS) parameter $\omega = -1$ and is considered to be very consistent with the observation data. In front of the difficulties linked to its theoretically predicted order of magnitude with respect to that of the observed vacuum energy [12] other dynamical models of DE have been proposed such as quintessence [13, 14], phantom [15], k-essence [16], tachyons [17], Chaplygin gas [18], etc. There another type of DE models, in which we do not need to introduce any other form of energy, this approach is called modified gravity theories (MGT), that is, the accelerating expansion of the Universe can be caused by a modification in gravity. Moreover, GR is not valid on cosmological scales of matter in the Universe. The most famous of these theories are: $f(T)$ gravity, $f(G)$ gravity, $f(R, G)$ gravity, $f(R, T)$ gravity, $f(R, T, R_{\mu\nu}T^{\mu\nu})$ gravity and $f(T, T)$ gravity, where T is the trace of the energy-momentum tensor (or it could be the torsion), G is the Gauss-Bonnet (GB) invariant and $R_{\mu\nu}$ is the Ricci tensor [19–22].

To know the nature of DE, the holographic dark energy (HDE) provides a more reliable framework for its simplicity and reasonableness. The coincidence problem can be easily solved for some interactive models of HDE. This model is considered an application of the holographic principle (HP) to the problem of DE. The HP was first suggested by G. 't Hooft [23] in the background of black hole physics, then in a cosmological context, another version of HP was proposed by Fischler and Susskind [24]. In the background of the DE problem, the HP tells us that all physical quantities in the Universe, including the density of DE (ρ_Λ), can be described by a few quantities on the boundary of the Universe. It is clear that it is given in terms of two physical quantities, namely the reduced Planck mass (M_p) and the cosmological length scale (L) as $\rho_\Lambda \approx c^2 M_p^2 L^{-2}$ [25]. Next, a relationship was proposed which combines the HDE density (ρ_Λ) and the Hubble parameter (H) as $\rho_\Lambda \propto H^2$, it does not contribute to the current accelerated expansion of the Universe [26]. For purely dimensional reasons, Granda and Oliveros [27] proposed a new infrared cutoff for the HDE density of the form $\rho_\Lambda \approx \alpha H^2 + \beta \dot{H}$ where α and β are constants. They show that this new model of DE represents the accelerated expansion of the Universe and is consistent with current observational

* pr.mouhssine@gmail.com

† mdbennai@yahoo.fr

data. Sarkar in several works investigated the HDE in various contexts [28–30]. In addition, Samanta [31] in his work studied the homogeneous and anisotropic Bianchi type-V Universe filled with matter and HDE components, and a correspondence between the HDE and quintessence DE are also established. Recently, Dubey et al. [32] Tsallis holographic dark energy (THDE), infrared cut-off for the Hubble horizon has been evaluated in the anisotropic Universe using hybrid expansion law (HEL).

The anisotropic Universe has attracted the attention of many researchers because anisotropy played an important role in the early moments of cosmic evolution. In addition, the possibility of an anisotropy phase at the beginning of the Universe followed by an isotropy phase was supported by the observations. Several researchers have studied homogeneous and anisotropic Bianchi models, such as the spatially homogeneous and anisotropic Bianchi type-I model, which is a direct generalization of the FLRW Universe with a scale factor in each spatial direction [33–35]. In this study, we analyze a spatially homogeneous and anisotropic Bianchi type-I space-time with two fluids as the content of the Universe: matter and holographic dark energy in the framework of general relativity. Moreover, to find the exact solutions of the field equations and some physical parameters, we assume the scale factor as a hyperbolic function, specifically, $a(t) = \sinh^{\frac{1}{n}}(\gamma t)$, where γ and n are free model parameters, which gives us a time-dependent deceleration parameter (DP).

The present paper is organized as follows: In Sec. II we present the field equations for the Bianchi type-I Universe and defined some physical and geometrical parameters to solve the field equations in the same section. In Sec. III, we solve the field equations by assuming a hyperbolic function of the scale factor. Finally, in Secs. III and the last, we discuss the jerk parameter and conclude our results, respectively.

II. METRIC AND BASIC FIELD EQUATIONS

In our analysis, we consider a spatially homogeneous and anisotropic Bianchi type-I metric [28]

$$ds^2 = dt^2 - A^2(t) dx^2 - B^2(t) dy^2 - C^2(t) dz^2, \quad (1)$$

where $A(t)$, $B(t)$, and $C(t)$ are the directional scale factors, functions of cosmic time t only. We will follow the same steps in the literature, and first, write the expressions for the physical and geometrical parameters that we will use here to solve Einstein's field equations for the metric of Eq. (1).

The average scale factor a of the Bianchi type-I space-time is given by

$$a = (ABC)^{\frac{1}{3}}. \quad (2)$$

The spatial volume V of the Universe is defined as

$$V = a^3 = ABC. \quad (3)$$

Further, the directional Hubble parameters H_1 , H_2 , and H_3 are respectively

$$H_1 = \frac{\dot{A}}{A}, \quad H_2 = \frac{\dot{B}}{B}, \quad H_3 = \frac{\dot{C}}{C}. \quad (4)$$

The average Hubble parameter is defined as

$$H = \frac{1}{3} (H_1 + H_2 + H_3). \quad (5)$$

From Eqs. (2)-(5), we find

$$H = \frac{1}{3} \frac{\dot{V}}{V} = \frac{1}{3} \left(\frac{\dot{A}}{A} + \frac{\dot{B}}{B} + \frac{\dot{C}}{C} \right). \quad (6)$$

Other physical parameters, the expansion scalar (θ), average anisotropic parameter (A_m) and shear scalar (σ^2), are defined for the Bianchi type-I metric (1), as

$$\theta = \frac{\dot{A}}{A} + \frac{\dot{B}}{B} + \frac{\dot{C}}{C}, \quad (7)$$

$$A_m = \frac{1}{3} \sum_{i=1}^3 \left(\frac{\Delta H_i}{H} \right)^2, \quad (8)$$

$$\sigma^2 = \frac{1}{2} \left[\left(\frac{\dot{A}}{A} \right)^2 + \left(\frac{\dot{B}}{B} \right)^2 + \left(\frac{\dot{C}}{C} \right)^2 \right] - \frac{\theta^2}{6}, \quad (9)$$

where $\Delta H_i = H_i - H$ and H_i ($i = 1, 2, 3$) represent the directional Hubble parameters.

The Einstein's field equation (with $8\pi G = 1$ and $c = 1$) is given by

$$R_{\mu\nu} - \frac{1}{2} g_{\mu\nu} R = - (T_{\mu\nu} + \bar{T}_{\mu\nu}), \quad (10)$$

where $R_{\mu\nu}$ is the Ricci tensor, R is the Ricci scalar and $T_{\mu\nu}, \bar{T}_{\mu\nu}$ are the energy-momentum tensors of matter and HDE respectively. These energy-momentum tensors are defined as

$$T_{\mu\nu} = \rho_m u_\mu u_\nu, \quad (11)$$

and

$$\bar{T}_{\mu\nu} = (\rho_\Lambda + p_\Lambda) u_\mu u_\nu + g_{\mu\nu} p_\Lambda, \quad (12)$$

where ρ_m, ρ_Λ are the energy densities of the matter, respectively, while p_Λ is the pressure of the HDE.

The Einstein's field equations (10), with (11) and (12) for the metric (1) leads to the following system of field equations

$$\frac{\dot{A}\dot{B}}{AB} + \frac{\dot{B}\dot{C}}{BC} + \frac{\dot{C}\dot{A}}{CA} = \rho_m + \rho_\Lambda, \quad (13)$$

$$\frac{\ddot{A}}{A} + \frac{\ddot{B}}{B} + \frac{\dot{A}\dot{B}}{AB} = -p_\Lambda, \quad (14)$$

$$\frac{\ddot{B}}{B} + \frac{\ddot{C}}{C} + \frac{\dot{B}\dot{C}}{BC} = -p_\Lambda, \quad (15)$$

$$\frac{\ddot{C}}{C} + \frac{\ddot{A}}{A} + \frac{\dot{C}\dot{A}}{CA} = -p_\Lambda, \quad (16)$$

where $(\dot{})$ dot represents a derivative with respect to cosmic time.

Now, subtracting Eq. (16) from Eq. (15) we get

$$\frac{d}{dt} \left(\frac{\dot{A}}{A} - \frac{\dot{B}}{B} \right) + \left(\frac{\dot{A}}{A} - \frac{\dot{B}}{B} \right) \left(\frac{\dot{A}}{A} + \frac{\dot{B}}{B} + \frac{\dot{C}}{C} \right) = 0. \quad (17)$$

Using Eq. (3) we can write Eq. (17) in the form

$$\frac{d}{dt} \left(\frac{\dot{A}}{A} - \frac{\dot{B}}{B} \right) + \left(\frac{\dot{A}}{A} - \frac{\dot{B}}{B} \right) \frac{\dot{V}}{V} = 0. \quad (18)$$

By integrating the above equation, we get

$$\frac{\dot{A}}{A} = d_1 \exp \left(k_1 \int \frac{dt}{V} \right), \quad (19)$$

where d_1 and k_1 are constants of integration.

Similarly, subtracting Eq. (14) from Eq. (13) and Eq. (13) from Eq. (15) we find

$$\frac{\dot{B}}{B} = d_2 \exp \left(k_2 \int \frac{dt}{V} \right), \quad (20)$$

$$\frac{\dot{C}}{C} = d_3 \exp \left(k_3 \int \frac{dt}{V} \right), \quad (21)$$

where d_2, d_3, k_2 and k_3 are constants of integration. From Eq. (3) one can obtain the the relation between the constants $d_1, d_2, d_3, k_1, k_2,$ and k_3 as $d_2 = d_1 d_3, k_2 = k_1 + k_3$.

From Eqs. (19)-(21), the directional scale factors $A(t), B(t)$ and $C(t)$ can be explicitly written in terms of the the average scale factor $a(t)$ as

$$A(t) = l_1 a \exp \left(m_1 \int a^{-3} dt \right), \quad (22)$$

$$B(t) = l_2 a \exp \left(m_2 \int a^{-3} dt \right), \quad (23)$$

$$C(t) = l_3 a \exp \left(m_3 \int a^{-3} dt \right), \quad (24)$$

where $l_1, l_2, l_3,$ and m_1, m_2, m_3 are constants satisfy the following two relations

$$l_1 l_2 l_3 = 1, \quad m_1 + m_2 + m_3 = 0. \quad (25)$$

Now by using Eqs. (13)-(16) and the barotropic EoS $p_\Lambda = \omega_\Lambda \rho_\Lambda$, we obtained the continuity equation as

$$\dot{\rho}_m + \left(\frac{\dot{A}}{A} + \frac{\dot{B}}{B} + \frac{\dot{C}}{C} \right) \rho_m + \dot{\rho}_\Lambda + \left(\frac{\dot{A}}{A} + \frac{\dot{B}}{B} + \frac{\dot{C}}{C} \right) (1 + \omega_\Lambda) \rho_\Lambda = 0 \quad (26)$$

For two fluids anisotropic: matter and HDE, the continuity equation (26) can be written as

$$\dot{\rho}_m + \left(\frac{\dot{A}}{A} + \frac{\dot{B}}{B} + \frac{\dot{C}}{C} \right) \rho_m = 0, \quad (27)$$

and

$$\dot{\rho}_\Lambda + \left(\frac{\dot{A}}{A} + \frac{\dot{B}}{B} + \frac{\dot{C}}{C} \right) (1 + \omega_\Lambda) \rho_\Lambda = 0, \quad (28)$$

respectively.

III. COSMOLOGICAL SOLUTIONS OF THE MODEL

Taking into account the new form proposed in [27], we assume the following HDE density for our analysis

$$\rho_\Lambda = 3 \left(\alpha H^2 + \beta \dot{H} \right), \quad (29)$$

where α, β are constants that must satisfy the constraints imposed by the present observational data, H is the average Hubble parameter and $M_p^{-2} = 8\pi G = 1$. This new HDE model for energy density introduced by [27] may be important in comprehension the evolution of the Universe especially, an anisotropic Universe. As mentioned in the introduction, the advantage of this model is that it predicts the accelerated expansion of the Universe and is coherent with the present observational data. In addition, for the characteristic length scale L (Infrared cut-off) found in the expression of HDE, there are several possible options in the literature such as the Hubble horizon, future event horizon or particle horizon [36]. Recently, Chen and Jing [37] have modified this new HDE model in which energy density of HDE contains the second order derivative of Hubble's parameter with regard to cosmic time and named it as modified holographic Ricci dark energy.

Using Eq. (29) in Eq. (28), the EoS parameter for HDE is obtained as

$$\omega_\Lambda = -1 - \frac{2\alpha H\dot{H} + \beta\ddot{H}}{3H(\alpha H^2 + \beta\dot{H})}. \quad (30)$$

To solve these field equations we assume the cosmological scale factor as a hyperbolic function,

$$a(t) = \sinh^{\frac{1}{n}}(\gamma t), \quad (31)$$

where γ and $n > 0$ are arbitrary constants. The motivation to choose the scale factor obtained in Eq. (31) is that it produces a time-dependent deceleration parameter. It belongs to a class of models that describe the transition of the Universe from early decelerated phase to the recent accelerating phase as indicated by the recent observations in cosmology. The derivation and the motivation to choose such scale factor has already been described in details by Chawla et al. [38]. The role of two fluid minimally coupled in the evolution of the dark energy parameter has been investigated by Pradhan [39] with the help of the hyperbolic solution of the scale factor. Esmaeili and Mishra [40] constructed the cosmological model in $f(R, T)$ theory of gravity in a Bianchi type VIIh Universe by using the hyperbolic scale factor. Recently, Pradhan et al. [41] proposed the hyperbolic form to examine the physical behaviour of the transition of the anisotropic Bianchi type-I perfect fluid cosmological models from early decelerating to the current accelerating phase in the framework of $f(R, T)$ gravity. In addition, Singh and Lalke [42] studied the background of flat FLRW metric in the framework of $f(Q, T)$ gravity theory and considered two cosmological models by taken the parameterization of the scale factor as a hyperbolic function.

Using Eq. (31) for the average scale factor in Eqs. (22)-(24), we obtain the directional scale factors of the following form [43]

$$A(t) = l_1 \sinh^{\frac{1}{n}}(\gamma t) \exp \left[\frac{m_1 (-1)^{\frac{n+3}{2n}} \cosh(\gamma t) F(t)}{2\gamma} \right], \quad (32)$$

$$B(t) = l_2 \sinh^{\frac{1}{n}}(\gamma t) \exp \left[\frac{m_2 (-1)^{\frac{n+3}{2n}} \cosh(\gamma t) F(t)}{2\gamma} \right], \quad (33)$$

$$C(t) = l_3 \sinh^{\frac{1}{n}}(\gamma t) \exp \left[\frac{m_3 (-1)^{\frac{n+3}{2n}} \cosh(\gamma t) F(t)}{2\gamma} \right], \quad (34)$$

where

$$F(t) = 1 + \frac{1}{6} \left(1 + \frac{3}{n}\right) \cosh^2(\gamma t) + \frac{3}{40} \left(1 + \frac{3}{n}\right) \left(1 + \frac{1}{n}\right) \cosh^4(\gamma t) + o[\cosh(\gamma t)]^6. \quad (35)$$

The directional Hubble parameters H_i and the average Hubble parameter H become

$$H_1 = \frac{\gamma}{n} \coth(\gamma t) + \frac{m_1}{\sinh^{\frac{3}{n}}(\gamma t)}, \quad (36)$$

$$H_2 = \frac{\gamma}{n} \coth(\gamma t) + \frac{m_2}{\sinh^{\frac{3}{n}}(\gamma t)}, \quad (37)$$

$$H_3 = \frac{\gamma}{n} \coth(\gamma t) + \frac{m_3}{\sinh^{\frac{3}{n}}(\gamma t)}, \quad (38)$$

$$H = \frac{\gamma}{n} \coth(\gamma t). \quad (39)$$

The expansion scalar θ and shear scalar σ^2 are obtained as

$$\theta = 3H = \frac{3\gamma}{n} \coth(\gamma t), \quad (40)$$

$$\sigma^2 = (m_1^2 + m_2^2 + m_3^2) \left(\frac{1}{\sinh^{\frac{3}{n}}(\gamma t)} \right)^2. \quad (41)$$

From Eqs. (39)-(41), we can see that the Hubble parameter, scalar expansion, and scalar shear are diverge at $t = 0$ and approach to zero at $t \rightarrow \infty$. Now, using Eq. (31) into Eq. (3) we get the spatial volume of the Universe as

$$V = \sinh^{\frac{3}{n}}(\gamma t). \quad (42)$$

From the above equation, it is clear that the spatial volume of our model increases exponentially with cosmic time and zero at initial time $t = 0$. In addition, it shows that the evolution of our Universe commences from a big bang scenario. The average scale factor in Eq. (31) is also zero at the early epoch of the Universe. Therefore, our model has a singularity of type point [44].

The average anisotropy parameter A_m is given as

$$A_m = \left(\frac{m_1^2 + m_2^2 + m_3^2}{3} \right) \left(\frac{n}{\gamma \coth(\gamma t) \sinh^{\frac{3}{n}}(\gamma t)} \right)^2. \quad (43)$$

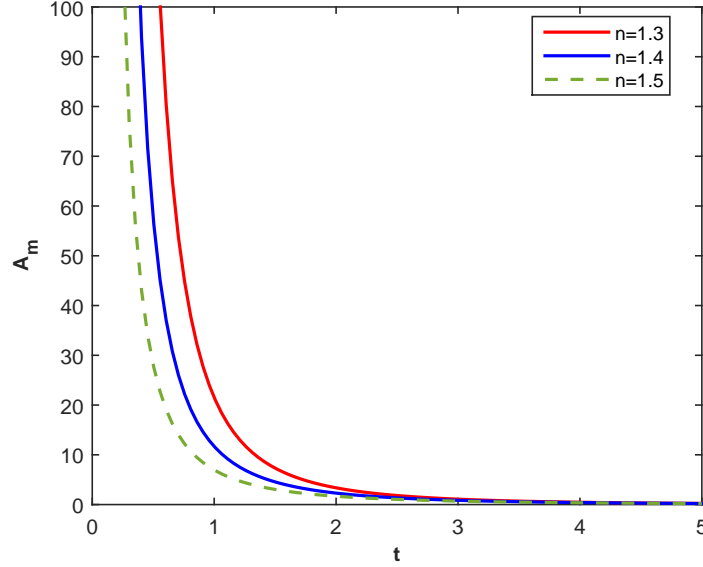


FIG. 1. The plot of the anisotropy parameter A_m vs. time t with $\gamma = 0.1$, $m_1^2 + m_2^2 + m_3^2 = 9.4 \times 10^{-4}$.

From Fig. 1 it is clear that the average anisotropic parameter A_m is a decreasing function of cosmic time, which tends towards zero at $t \rightarrow \infty$. This indicates that our cosmological model contains a transition from the early anisotropic Universe to the current isotropic Universe as DE starts to dominate the energy density of the Universe, this characteristic is consistent with recent observations. In addition, all model parameters are chosen based on the constraints imposed by the current observational data. In the literature, the model parameters are constrained by using one of the available datasets such as 31 points of the Hubble datasets, 6 points of the BAO (Baryon Acoustic Oscillations) datasets and 580 points from type Ia supernovae (SNe Ia). According to the analysis in [46], the free parameter n is fit with the observational data. The constrained value of n are obtained as 1.5176, 1.5907, 1.5009, 1.5396 and 1.5060 corresponding to the Hubble $H(z)$, SNe Ia, BAO, $H(z) + \text{SNe Ia}$ and $H(z) + \text{SNe Ia} + \text{BAO}$ datasets.

Several recent observational data have shown that a positive value of the DP ($q > 0$) describes a decelerating Universe, and a negative value ($q < 0$) describes the acceleration of the cosmic expansion, other observational data from SNe Ia has shown that the current Universe in the acceleration phase and the value of the DP is confined to range $-1 \leq q < 0$. The DP is defined as

$$q = -1 + \frac{d}{dt} \left(\frac{1}{H} \right). \quad (44)$$

Using Eq. (39), the DP for our cosmological model is

$$q = n \left[1 - \tanh^2(\gamma t) \right] - 1. \quad (45)$$

From Eq. (45), we can find the relation between the parameters of the model n and γ as follows

$$\gamma t_0 = \tanh^{-1} \left(\frac{n - q_0 - 1}{n} \right)^{\frac{1}{2}}, \quad (46)$$

where t_0 is the present time and q_0 is the present value of DP, to analysis the behavior of certain parameters we consider $t_0 = 13.8 \text{ GYs}$ and $q_0 = -0.54$ [45]. In addition, using the relation which connects the average scale factor and the redshift $a = a_0 (1+z)^{-1}$, where a_0 is the present value of the scale factor, i.e. at $z = 0$, we obtained the following expression

$$t(z) = \frac{\sinh^{-1} \sqrt{\frac{n - (q_0 + 1)}{(z+1)^{2n} (q_0 + 1)}}}{\gamma}, \quad (47)$$

$$H(z) = \frac{\gamma \coth \left(\sinh^{-1} \sqrt{\frac{n - (q_0 + 1)}{(z+1)^{2n} (q_0 + 1)}} \right)}{n}, \quad (48)$$

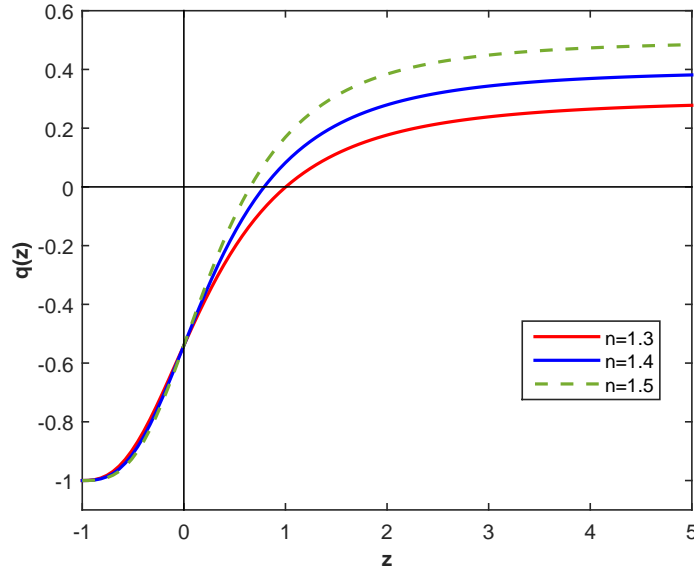


FIG. 2. The plot of the DP q vs. redshift z with $q_0 = -0.54$.

$$q(z) = n - 1 - n \left[\tanh \left(\sinh^{-1} \sqrt{\frac{n - (q_0 + 1)}{(z+1)^{2n} (q_0 + 1)}} \right) \right]^2. \quad (49)$$

From Eq. (45), it is clear that $q > 0$ for $t < \frac{1}{\gamma} \tanh^{-1} \left(1 - \frac{1}{n} \right)^{\frac{1}{2}}$ and $q < 0$ for $t > \frac{1}{\gamma} \tanh^{-1} \left(1 - \frac{1}{n} \right)^{\frac{1}{2}}$, and it predicts the transition phase i.e. $q = 0$ at $t = \frac{1}{\gamma} \tanh^{-1} \left(1 - \frac{1}{n} \right)^{\frac{1}{2}}$. In [46] it is shown that for $0 < n \leq 1$ the model is in the deceleration phase, while for $n > 1$, the model of Universe exhibits a phase transition from early decelerating

phase to present accelerating phase, which is in good agreement with the results of recent observations. Thus, we can choose a value of n which gives us the physical behavior of the DP consistent with the observation data. Fig. 2 shows the behavior of the DP in terms of redshift, in which the parameter γ as fixed and three values of the parameter n , especially, 1.4, 1.5 and 1.556 corresponding to the values of the transition redshift $z_{tr} = 0.57, 0.63,$ and $0.75,$ respectively. The redshift transition values z_{tr} for our cosmological model are consistent with the observational data [47–49].

Using Eq. (39) in (29), we get the HDE energy density

$$\rho_\Lambda = \frac{3\gamma^2}{n^2} \left[n\beta + \alpha \coth^2(\gamma t) - n\beta \coth^2(\gamma t) \right]. \quad (50)$$

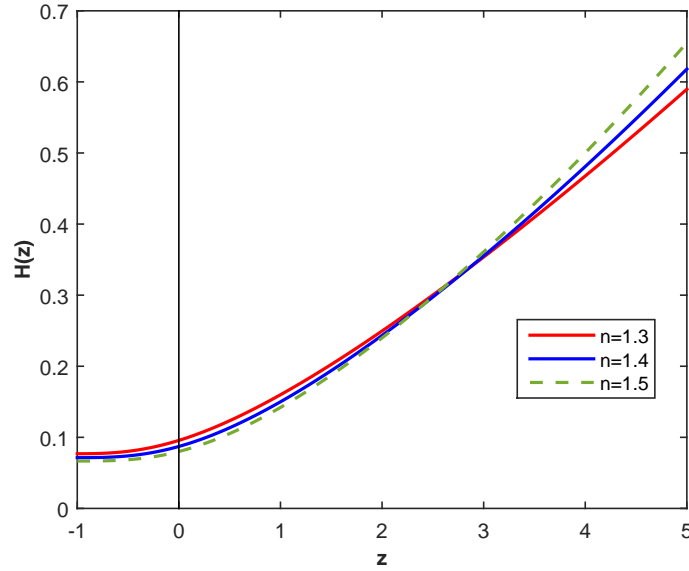


FIG. 3. The plot of the Hubble parameter H vs. redshift z with $\gamma = 0.1, q_0 = -0.54$.

Again, using Eq. (39) in (27), we get the matter energy density

$$\rho_m = c \exp \left[-\frac{3}{n} \left(\ln(e^{2\gamma t} - 1) - \gamma t \right) \right], \quad (51)$$

where c is a constant of integration.

Using Eq. (39) in (30), we get the EoS parameter of the HDE

$$\omega_\Lambda = -1 + \frac{2n \left(\coth^2(\gamma t) - 1 \right) (\alpha - n\beta)}{3n\beta + 3\alpha \coth^2(\gamma t) - 3n\beta \coth^2(\gamma t)}. \quad (52)$$

Fig. 4 shows that the energy densities of matter and HDE are positive decreasing functions of cosmic time. These densities start with an infinite value at the beginning of cosmic time $t \rightarrow 0$ and approach zero at the end time $t \rightarrow \infty$. Fig. 5 (a) indicates that the EoS parameter is a decreasing function with cosmic time for the values of the constant $n > 1$, which starts from the quintessence region $-1 < \omega_\Lambda < -\frac{1}{3}$, in which remains constant in this region for the initial time and approaches the value $\omega_\Lambda = -1$ (Λ CDM model) in the future. From 5 (b) the present values of the EoS parameter corresponding to $n = 1.3, 1.4$ and 1.5 are $\omega_0 = -0.92, -0.94$ and $-0.98,$ respectively. These values are in excellent agreement with the observations [50].

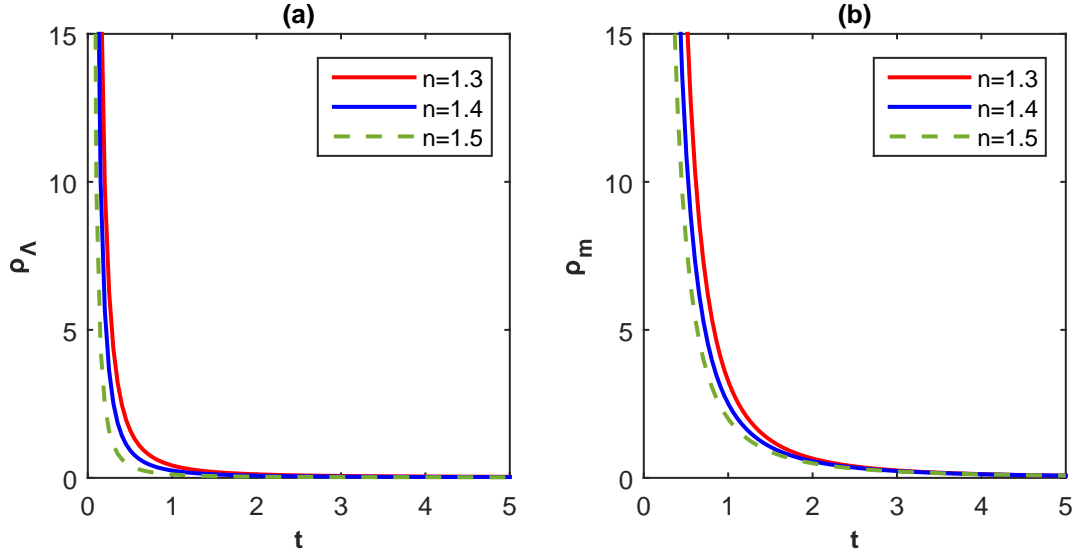


FIG. 4. The plots of (a) HDE density ρ_Λ vs. time t and (b) the matter energy density ρ_m vs. time t with $\gamma = 0.1$, $\alpha = 1.2$, $\beta = 0.75$ and $c = 0.08$.

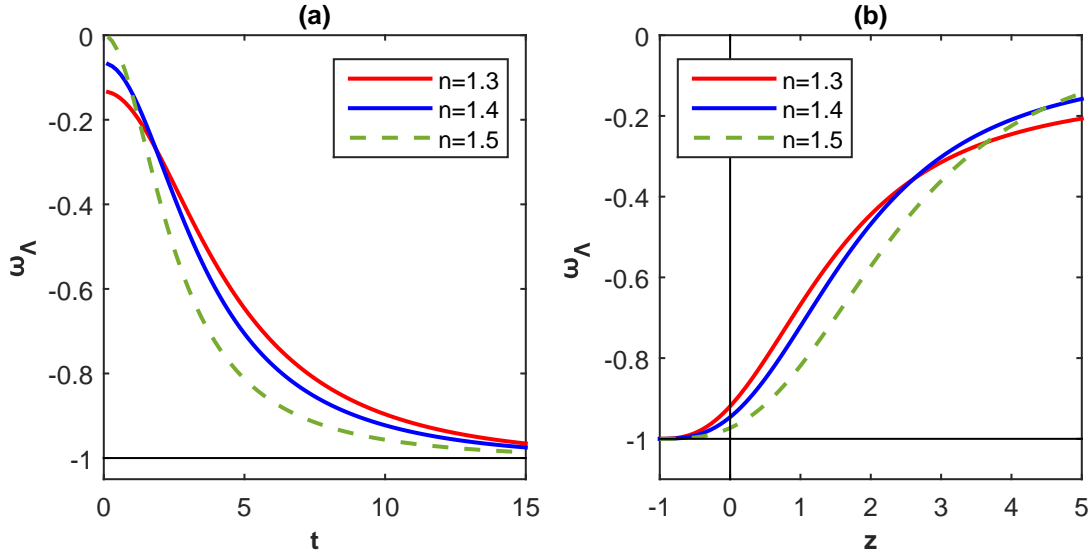


FIG. 5. The plots of (a) the HDE EoS parameter ω_Λ vs. time t and (b) HDE EoS parameter ω_Λ vs. redshift z with $\gamma = 0.1$, $\alpha = 1.2$ and $\beta = 0.75$.

Let r be the coincidence parameter and defined as $r = \frac{\rho_\Lambda}{\rho_m}$. Hence, by using Eqs. (50) and (51) the coincidence parameter becomes

$$r = \frac{\rho_\Lambda}{\rho_m} = \frac{\frac{3\gamma^2}{n^2} \left[n\beta + \alpha \coth^2(\gamma t) - n\beta \coth^2(\gamma t) \right]}{c \exp \left[-\frac{3}{n} \left(\ln(e^{2\gamma t} - 1) - \gamma t \right) \right]}. \quad (53)$$

Fig. 6 (a) indicates the behavior of the coincidence parameter r as a function of cosmic time t . From the figure, the current value of the coincidence parameter, i.e. $t_0 = 13.798$ GYs is consistent with the current value extracted from the observation data [50]. Further, it is useful to use yet another notation, the abundances, also called the density parameters, it represents the proportion of each component in the Universe. The total energy density parameter

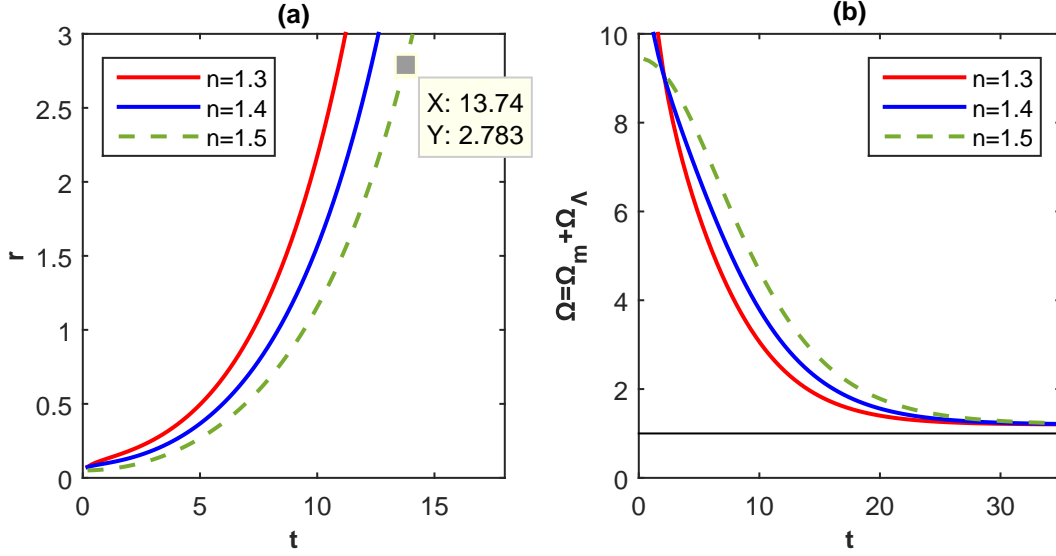


FIG. 6. The plots of (a) the coincidence parameter r vs. time t and (b) the total energy density parameters $\Omega = \Omega_m + \Omega_\Lambda$ vs. time t with $\gamma = 0.1$, $\alpha = 1.2$, $\beta = 0.75$ and $c = 0.08$.

i.e. $\Omega = \Omega_m + \Omega_\Lambda$ takes three values: $\Omega > 1$, $\Omega = 1$, $\Omega < 1$ correspond to the open, flat, and closed Universe, respectively. The matter density parameter Ω_m and HDE density parameter Ω_Λ are defined by

$$\Omega_m = \frac{\rho_m}{3H^2} \quad \text{and} \quad \Omega_\Lambda = \frac{\rho_\Lambda}{3H^2}. \quad (54)$$

Using (39), (50), (51) and (54) we get the total density parameter as

$$\Omega = \Omega_m + \Omega_\Lambda = \frac{cn^2}{3\gamma^2} \frac{\exp\left[-\frac{3}{n}\left(\ln(e^{2\gamma t} - 1) - \gamma t\right)\right]}{\coth^2(\gamma t)} + n\beta \left(\frac{1}{\coth^2(\gamma t)} - 1\right) + \alpha. \quad (55)$$

Fig. 6 (b) represents the evolution of the total energy density parameter as a function of cosmic time t , and it appears that its value is large in the first era of the Universe, while begin to approach $\Omega \sim 1$ in the last era of Universe, which causes our cosmological model to predict a flat Universe at a later time, as recent astronomical observations indicate.

IV. JERK PARAMETER

As it is known in the literature, the jerk parameter is one of the fundamental physical quantities to describe the dynamics of the Universe. The Jerk parameter is a dimensionless third derivative of the scale factor a with respect to cosmic time t and is defined as [51, 52]

$$j = \frac{\ddot{a}}{aH^3}. \quad (56)$$

Eq. (56) can be written in terms of the deceleration parameter q as

$$j = q + 2q^2 - \frac{\dot{q}}{H}. \quad (57)$$

Using Eqs. (39) and (45), the jerk parameter for our cosmological model is

$$j = 1 + n(2n - 3) \operatorname{sech}(\gamma t)^2. \quad (58)$$

To study the behavior of the jerk parameter j , it is better to express in terms of redshift z

$$j(z) = 1 + \frac{n(2n - 3)}{1 + 2.17391(n - 0.46)(1 + z)^{-2n}}. \quad (59)$$

For the Λ CDM model, the value of the jerk parameter is $j = 1$. According to the Λ CDM model, the Universe shifts from the early deceleration phase to the current acceleration phase with a positive jerk parameter $j_0 > 0$ and a negative DP $q_0 < 0$. From Fig. 7 it is clear that the jerk parameter remains positive in various cases for $n > 1$ and approaches 1 later. The current jerk parameter value j_0 is positive. Thus, for $n = 1.3$ and 1.4 , our cosmological model can be expected to adopt the behavior of another DE model instead of the Λ CDM model, while for $n = 1.5$ our cosmological model is similar to the Λ CDM model.

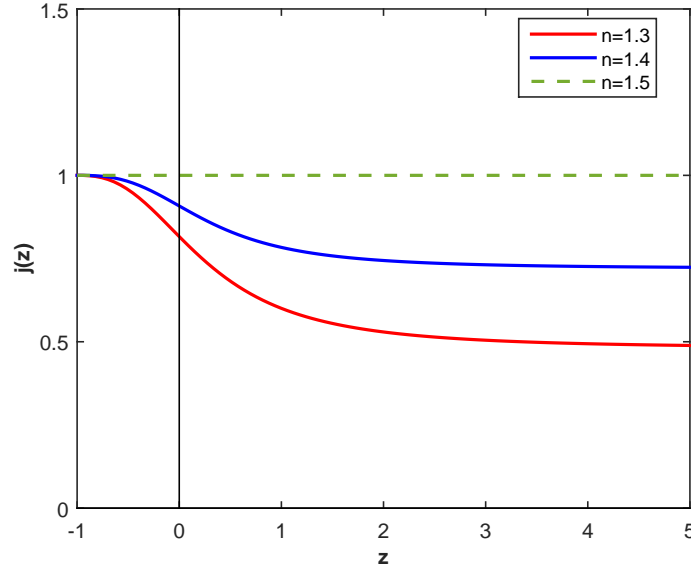


FIG. 7. The plot of the jerk j parameter vs. z .

V. CONCLUSIONS

In this work, we investigated a spatially homogeneous and anisotropic Bianchi Type-I Universe with two fluids as the content of the Universe: matter and holographic dark energy (HDE) in the framework of general relativity. We considered a scale factor as a hyperbolic function, specifically, $a(t) = \sinh^{\frac{1}{n}}(\gamma t)$, where γ and $n > 0$ are arbitrary constants, which gives us a time-dependent deceleration parameter. Then we derived the Einstein's field equations for Bianchi Type-I Universe. We found the exact solutions for our cosmological model. Further, to obtain a Universe moving from early decelerating phase to present accelerating phase, we choose the value of $n > 1$ [46]. In addition, we have investigated the behavior of anisotropic parameter and deceleration parameter for the for the three values of model parameters of n i.e. $n = 1.3, 1.4$ and 1.5 . The evolution of the deceleration parameter in Fig. 1 indicates that our cosmological model contains a transition from the early anisotropic Universe to the current isotropic Universe as DE starts to dominate the energy density of the Universe and the deceleration parameter in Fig. 2 show a phase transition from early decelerating phase to current accelerating phase, which is in good concurrence with the results

of recent observations. The values of the transition redshift corresponding to the three values of model parameter n are $z_{tr} = 0.57, 0.63, \text{ and } 0.75$, respectively.

In addition, we have investigated the behavior of the energy densities of matter and HDE for the for the three values of model parameter n . From Fig. 4 we observed that the energy densities of matter and HDE are positive decreasing functions of cosmic time. They start with an infinite value at the beginning of cosmic time $t \rightarrow 0$ and approach zero at the end time $t \rightarrow \infty$. These results are consistent with the expansion of the Universe. Additional results of our cosmological model show that under certain conditions, the ratio of the HDE density to the energy density of matter r increases with the expansion of the Universe, i.e. that the Universe moves from the era of the domination of matter to the era of the domination of DE. This is good for the problem of cosmic coincidence. Further, the equation of state (EoS) parameter presented in Fig. 5 indicates that the two fluids of the model behaves like quintessence dark energy in present. The value of the EoS parameter at present epoch $z = 0$ for dark energy obtained by Planck collaboration is $\omega_0 = -1.026 \pm 0.032$ [50]. In our analysis, we found $\omega_0 = -0.92, -0.94$ and -0.98 corresponding to the three values of model parameter n , respectively, which is in good agreement with Planck measurements. Finally, the evolution of the total density parameter presented in Fig. 6 indicates that our cosmological is close to 1 in the current time, which leads to a flat Universe. We also found that the jerk parameter is similar to Λ CDM model in the future.

ACKNOWLEDGMENTS

We are very much grateful to the honorary referee and the editor for the illuminating suggestions that have significantly improved our work in terms of research quality and presentation.

Data availability There are no new data associated with this article

Declaration of competing interest The authors declare that they have no known competing financial interests or personal relationships that could have appeared to influence the work reported in this paper.

-
- [1] Perlmutter S., Aldering G., della Valle M., et al. 1998, *Nature*, **391**, 51-54.
 - [2] Perlmutter S., Aldering G., Goldhaber G., et al. 1999, *The Astrophysical Journal*, **517**, 565-586.
 - [3] Filippenko A. v., Riess A. G. 1998, *Physics Reports*, **307**, 31-44.
 - [4] Tonry J. L., Schmidt B. P., Barris B., et al. 2003, *The Astrophysical Journal*, **594**, 1-24.
 - [5] Clocchiatti A., Schmidt B. P., Filippenko A. v., et al. 2006, *The Astrophysical Journal*, **642**, 1-21.
 - [6] de Bernardis P., Ade P. A. R., Bock J. J., et al. 2000, *Nature*, **404**, 955-959.
 - [7] Hanany S., Ade P., Balbi A., et al. 2000, *The Astrophysical Journal*, **545**, L5-L9.
 - [8] Blake C., Kazin E. A., Beutler F., et al. 2011, *Monthly Notices of the Royal Astronomical Society*, **418**, 1707-1724.
 - [9] Padmanabhan N., Xu X., Eisenstein D. J., et al. 2012, *Monthly Notices of the Royal Astronomical Society*, **427**, 2132-2145.
 - [10] Anderson L., Aubourg E., Bailey S., et al. 2012, *Monthly Notices of the Royal Astronomical Society*, **427**, 3435-3467.
 - [11] Hinshaw G., Larson D., Komatsu E., et al. 2013, *Astrophysical Journal, Supplement Series*, **208**, 19.
 - [12] Zlatev I., Wang L., Steinhardt P. J. 1999, *Physical Review Letters* **82**, 896-899.
 - [13] Carroll S. M. 1998, *Physical Review Letters* **81**, 3067.
 - [14] Turner M. S. 2002, *A Spacetime Odyssey*, 180-196.
 - [15] Caldwell R. R. 2002, *Physics Letters, Section B: Nuclear, Elementary Particle and High-Energy Physics*, **545**, 23-29.
 - [16] Chiba T., Okabe T., Yamaguchi M. 2000, *Physical Review D*, **62**, 8.
 - [17] Padmanabhan T. 2002, *Physical Review D* **66**, 021301.
 - [18] Kamenshchik A., Moschella U., Pasquier V. 2001, *Physics Letters, Section B: Nuclear, Elementary Particle and High-Energy Physics*, **511**, 265-268.
 - [19] Myrzakulov R. 2011, *The European Physical Journal C*, **71**, 1-8.
 - [20] Linder E. v. 2010, *Physical Review D*, **81**, 127301.
 - [21] De Laurentis M., Paoletta M., Capozziello S. 2015, *Physical Review D*, 91.
 - [22] Harko T., Lobo F. S. N., Nojiri S., Odintsov S. D. 2011, *Physical Review D*, **84**, 1-11.

- [23] Hooft G 't. 1993, arXive [gr-qc/9310026](https://arxiv.org/abs/gr-qc/9310026).
- [24] Fischler W., Susskind L. 1998, *Holography and Cosmology*.
- [25] Wang S., Wang Y., Li M. 2017, *Physics Reports*, **696**, 1-57.
- [26] Li M. 2004, *Physics Letters, Section B: Nuclear, Elementary Particle and High-Energy Physics*, **603**, 1-5.
- [27] Granda L. N., Oliveros A. 2008, *Physics Letters B*, **669**, 275-277.
- [28] Sarkar S. 2014, *Astrophysics and Space Science*, **349**, 985-993.
- [29] Sarkar S. 2016, *International Journal of Theoretical Physics*, **55**, 481-494.
- [30] Sarkar S., Mahanta C. R. 2013, *International Journal of Theoretical Physics*, **52**, 1482-1489.
- [31] Samanta G. C. 2013, *International Journal of Theoretical Physics*, **52**, 4389-4402.
- [32] Dubey V. C., Srivastava S., Sharma U. K., Pradhan A. 2019, *Pramana - Journal of Physics*, **93**, 1-10.
- [33] Koussour M., Bennai M. 2021, *International Journal of Geometric Methods in Modern Physics*, **19**, 03.
- [34] Koussour M., Bennai M. 2022, *International Journal of Modern Physics A*, 37.
- [35] Koussour M., Bennai M. 2022, *Afrika Matematika*, **33**, 1-16.
- [36] Xu, L. 2009, *Journal of Cosmology and Astroparticle Physics*, **09**, 016.
- [37] Chen, S., Jing, J. 2009, *Physics Letters B*, **679**, 2.
- [38] Chawla C., Mishra R. K., Pradhan A. 2012, *The European Physical Journal Plus* **127**, 1-16.
- [39] Pradhan A. 2014, *Indian Journal of Physics*, **88**, 215-223.
- [40] Esmaeili, F. M., Mishra, B. 2018. *Journal of Astrophysics and Astronomy*, **39**, 5.
- [41] Pradhan A., Tiwari R. K., Beesham A., Zia R. 2019, *The European Physical Journal Plus*, **134**, 1-18.
- [42] Singh, G. P., Lalke, A. R. 2022, *Indian Journal of Physics*, 1-12.
- [43] Ahmed N., Pradhan A. 2014, *International Journal of Theoretical Physics*, **53**, 289-306.
- [44] MacCallum M. A. H. 1971, *Communications in Mathematical Physics*, **20**, 57-84.
- [45] Mamon A. al., Das S. 2017, *The European Physical Journal C*, **77**, 1-9.
- [46] Nagpal R., Singh J. K., Beesham A., Shabani H. 2019, *Annals of Physics* **405**, 234-255.
- [47] Capozziello S., Farooq O., Luongo O., Ratra B. 2014, *Physical Review D*, **90**, 044016.
- [48] Capozziello S., Luongo O., Saridakis E. N. 2015, *Physical Review D*, **91**, 124037.
- [49] Farooq O., Madiyar F. R., Crandall S., Ratra B. 2017, *The Astrophysical Journal*, **835**, 26.
- [50] Aghanim N., Akrami Y., Ashdown M., et al. 2020, *Astronomy & Astrophysics*, **641**, A6.
- [51] Visser M. 2005, *General Relativity and Gravitation*, **37**, 1541-1548.
- [52] Rapetti D., Allen S. W., Amin M. A., Blandford R. D. 2007, *Monthly Notices of the Royal Astronomical Society*, **375**, 1510-1520.