

Title: Singular Secular Kuznets-like Period Realized Amid Industrial Transformation in US FDA Medical Devices: A Perspective on Innovation from 1976 to 2020

Author: Iraj Daizadeh, PhD, Takeda Pharmaceuticals, 40 Landsdowne St. Cambridge, MA, 02139,
iraj.daizadeh@takeda.com

Abstract:

Introduction: Since inception, the United States (US) Food and Drug Administration (FDA) has kept a robust record of regulated medical devices (MDs). Based on these data, can we gain insight into the innovation dynamics of the industry, including the potential for industrial transformation?

Areas Covered: Using Premarket Notifications (PMNs) and Approvals (PMAs) data, it is shown that from 1976 to 2020 the total composite (PMN+PMA) metric follows a single secular period: 20.5 years (applications – peak-to-peak: 1992-2012; trough: 2002) and 26.5 years (registrations – peak-to-peak: 1992-2019; trough: 2003), with a peak-to-trough relative percentage difference of 24% and 28%, respectively. Importantly, PMNs and PMAs independently present as an inverse structure.

Expert Opinion: The evidence suggests: MD innovation is driven by a singular secular Kuznets-like cyclic phenomenon (independent of economic crises) derived from a fundamental shift from simple (PMNs) to complex (PMAs) MDs. Portentously, while the COVID-19 crisis may not affect the overriding dynamic, the anticipated yet significant (~25%) MD innovation drop may be potentially attenuated with attentive measures by MD stakeholders. Limitations of this approach and further thoughts complete this perspective.

Keywords: Industrial transformation, medical devices, economic crisis, COVID-19, PMN (510k), PMA, econometrics

Article Highlights

- United States (US) Medical Device (MD) innovation may be tracked via novel metrics derived from publicly accessible data collected by the US Food and Drug Administration (FDA). The dynamics of these metrics seem to provide significant insight into innovation features of interest to researchers of the MD industry.
- The evolution of the FDA metrics – Premarket Notifications (PMNs; 510(k)) and Approvals (PMAs) – are individually temporally anticorrelated, suggesting an industrial structural shift in innovative activity (from PMNs to PMAs), due potentially (and speculatively) to more attractive economic rents irrespective of the higher relative regulatory burden.
- Together these metrics show a demonstrable singular secular Kuznets-like periodicity; the cyclicity of which is currently on a downward trend – reflecting a decrease in overall MD innovation – commencing prior to the COVID-19 crisis and anticipated to run for several years.
- All stakeholders involved in the MD development should be aware of such a potential phenomenon and strive to enable policies to buttress MD innovativeness for the sake of patients.

1. Introduction

1.1 Industrial Transformation as Technology Evolution

As a 'constructive-destructive' concept – as formulated by Schumpeter, his contemporaries, and thought progenies [1] –, when one thinks of an industrial transformation, typically one thinks about a change associated when a technology (or a suite of technologies) is temporally (and either incrementally or radically) usurped by another (or others) due to one or more endogenous (e.g., profit) or exogenous (e.g., environmental) driving forces [2]. These theories are explanatory in the sense that they presume a drive towards some sort of equilibrium [1], defined multi-factorially: size/breadth (micro-, meso-, macro-environment), kinetics (temporality), complexity, and cluster-ness (entanglement) [3].

In the simplest sense, consider a simple two-technology system: MD-1 and MD-2. The flow of MD-1 to MD-2 may be best described via the change in a value in an index (let's say number of units sold over time) from higher (lower) to lower (higher); that is, the industrial transformation realized when the utilization of MD-1 completely transfers to MD-2 (and vice versa) in the marketplace over time. While easy to conceptualize with 2 technologies (as a sinusoidal curve), it is much more challenging to consider a suite of technologies (yet alone thousands) comprising a broad industry or sector. In such a case, realizing such equilibria is challenging considering the various driving influences: size (state/national/international), rate (months/years/decades/centuries), complexity (e.g., multiple inputs/outputs), and type of technologies (which may or may not be overlapping, yet define the marketplace). Theoretically, it has been conceptualized that such complicated industrial transformations flow in concert, viewed coarsely as macro-cycles with periodicities that typically are not associated with any specific event (such as crisis) yet temporally integrable over many [1, 3, 4].

1.2 Economic Cycles

A broad assortment of economic variables – such as rates of population growth, emi/immigration, construction intensity, interest rates, foreign trade, industrial (e.g., coal and iron) production, climate, (and most recently US FDA approved medicines [5] and medical devices [6, 7]), and so on – cyclically ebb and flow over time and space [3]. Economists have attempted to define the various stages of such pulsating phenomena [1, 3-5, 8]: for example, Juglar defined this periodicity over three phases: prosperity, crisis, and subsequent liquidation, and suggested the length of the cycle with crisis/liquidation taking 1-2 years, followed by a 6-7-year phase of prosperity, with drivers to prosperity to crisis transition due to exuberance and thus over-speculation. Kitchin derived inventory cycles with wavelengths of 3.5 years. Kondratieff introduced the concept of the long-wave (50-60 year) cycles associated with inventiveness, while Kuznetz attributed medium-length cycles of 15-25 years to infrastructure concerns. Recently, some have argued the interconnectedness of these proposals (e.g., a sum of Kuznets swings equaling that of a Kondratieff cycle) [8]. Schumpeter argued (in part) via the ‘creative destruction’ hypothesis that a linear combination of industrial (technological) transformations drove such medium-to-long cycles using coarse macro-economic measures. While there are controversies yet to be resolved, and other models have been proposed, it is generally understood that cycles seem to exist albeit their precise mechanics have yet to be fully understood [1, 3-8].

1.3 United States (US) Food and Drug Administration (FDA, Agency) Regulated Medical Devices (MDs)

In the US, the FDA regulates MD (primarily under 21 CFR Parts 800-1299) [9]. Simplistically, the MD registration process is generally comprised of a submission of an application from the Sponsor followed by registration (upon successful review) by the Agency: categorized either as a Premarket Notification (PMN, 510k)¹ or approval (PMA)², the registration path depending on the risk profile of the intended use

¹ Note: MDs designated under the De Novo administrative cycle are integrated within PMNs.

² <https://www.fda.gov/medical-devices>

of the device in the intended population. A PMN requires that the applicant “demonstrate that the new device is ‘substantially equivalent [SE]’ to a predicate device in terms of intended use, technological characteristics, and performance testing, as needed³. PMNs also include those devices defined under De Novo Classification Scheme, wherein such an SE is not established as no predicate exists. A PMA, on the other hand, requires “valid scientific evidence demonstrating reasonable assurances of safety and effectiveness for the device’s intended use [ibid].” To give the reader a taste of the diversity of MDs under each scheme: examples of the former include catheters, blood pressure cuffs, pregnancy test kits, syringes, etc..., while those of the latter include contact lenses, dermal fillers, and implantable systems [ibid].

A given application (and its final regulatory disposition) may thus represent the culmination of substantial explicit (e.g., infrastructure/hard assets) and tacit (e.g., know-how/people) investments by the Sponsor(s) with the expectation of providing the market with a safe, effective/efficacious, quality, FDA-registered (cleared or approved) MD for an expected return. Thus, the gross number of applications or registrations over a given time may give significant insight into the evolution (pro/regress) of the regulated MD industry integrated over a diverse set of variables, e.g., economic, intellectual property (explicit/tacit), human resources, and/or policy matters [7].

1.4 Investigating Industrial Transformations in US FDA Medical Devices

In this work, we analyze the US MD landscape from the viewpoint of industrial transformation; effectively inquiring if the industry has or is undergoing a technology shift of some kind. For this analysis, the MD industry is considered holistically; the bases set defined by the gross number of FDA MD PMN and PMA applications or registrations. The benefit of such indices (beyond its conceptual utility) is the

³ <https://www.fda.gov/medical-devices/device-advice-comprehensive-regulatory-assistance/how-study-and-market-your-device#step2>

availability of the data, housed/maintained by a governmental organization that has been empowered to track and publicly share the regulatory status of specifically defined technologies. For the intended purpose here, the statistical analysis is simply to resolve a trendline; its existence would resolve qualitative temporal changes that may be indicative of a structural change in the industry.

Based on the results of this work, the author posits that such an industrial transformation has indeed occurred in the US FDA regulated MD industry; that is, the US FDA regulated MD industry is shifting from simple (PMNs) to complex (PMAs) devices. Further, as a collective (PMNs and PMAs) metric, a single Kuznetsian periodicity is observed independent of crises and suggests an innovation downturn is rapidly approaching. Additional results and interpretation complete this Expert Opinion. The author notes that all data and analytics routines are presented as an Appendix to this article to aid in reproducing, challenging, or extending this work.

2. Methods

2.1 Data and Data Analysis

Starting in May 1976, until the present, US FDA MD data is readily available and include: the number of applications registering for PMN and PMA status (collectively termed MD Applications), and the number attaining registration (collectively, termed MD Registrations). Independently, or collectively, these variables provide insight into the processes seeking and securing registration status for a MD in the US. For example, records comprising the number of MD Applications may reflect the innovativeness of developers, while that of MD Registrations may reflect the efficiency of the FDA in reviewing and approving the applications. The process for data collection has been provided in the Appendix and elsewhere [7].

The data analysis was comprised of constructing a yearly moving average to elucidate a trendline, which is subsequently qualitatively explored. The trendline was resolved using the Refined Moving Average Filter due to appropriateness of methodology, ease of access, and simplicity of execution [10].

The reader is directed to the Appendix for a copy of the data and R program code to exactly replicate, test, or extend the statistical analysis [10-15].

3. Results and Discussion

3.1 The Empirical Findings: PMNs and PMAs Inversely Related and Drive Periodicity

Figure 1 presents the monthly number of MD Applications (Figure 1a (PMN), c (PMA), and e (total)) and MD Registrations (Figures 1b (PMN), d (PMA), and f (total)). Importantly, qualitatively comparing the PMN curve (Figures 1a (Applications), 1b (Registrations)) with that of the PMA (1c (Applications), 1d (Registrations)) illustrates a dichotomous picture of PMN and PMA dynamics: effectively a reciprocal (inverse) relationship. The number of PMAs have been growing over the recent years; PMNs have been relatively stagnate (or overall decreasing) over the last decade. This is acutely observed in the trend-line depictions (left in red and right in green) estimated from a moving average calculation with a 12-month period. Superficially, it is also observed that there is a dip in 2020, the initial year of COVID-19, most visible in PMAs (but not in PMNs).

Of particular interest here is the clearly singular periodic (Bactrian) structure that manifests when both PMNs and PMAs are considered collectively (Figures 1e and f, and Figure 2). Figure 2 presents and defines a single period (that is, the date and amplitude of the two peaks and a trough) as:

- FDA MD Applications: Period: 20.5 years; Peak-to-Trough Relative Percent Difference: ~24%
 - Peak 1: Date: Apr 1992; Amplitude: 444
 - Peak 2: Date: Oct 2012; Amplitude: 442

- Trough: Date: Feb 2002; Amplitude: 339
- FDA MD Registrations: Period: 26.5 years; Peak-to-Trough Relative Percent Difference: ~28%
 - Peak 1: Date: Sept 1992; Amplitude: 433
 - Peak 2: Date: Mar 2019; Amplitude: 470
 - Trough: Date: Apr 2003; Amplitude: 340

4. Conclusion

From this analysis, the US MD innovative productivity was tracked via novel metrics derived from publicly accessible data collected by the US FDA. It is shown that the dynamics of these metrics provides significant insight into innovation features of the MD industry. The temporal evolution of the FDA metrics – PMNs and PMAs – are individually temporally anticorrelated, suggesting an industrial structural shift in innovative activity (from PMNs to PMAs), due potentially (and speculatively) to more attractive economic rents irrespective of the higher relative regulatory burden. Together these metrics show a demonstrable singular secular Kuznets-like periodicity; the cyclicity of which is currently on a downward trend – reflecting a decrease in overall MD innovative productivity – commencing prior to the COVID-19 crisis and anticipated to run for several years. The periodicity of the curve is roughly 20 years. All stakeholders involved in the MD innovative process should to be aware of such a potential phenomenon and strive for enabling policies to buttress MD discovery-to-delivery innovativeness for the sake of patients.

5. Expert Opinion

5.1 Findings 1 and 2: A single secular (approximately vicennial) Innovative (Kuznetsian) MD Period Due to a Shift from PMNs to PMAs

In the US, simplistically, MDs are regulated, and their regulatory status categorized based on complexity – effectively, the greater the complexity, the greater the degree of regulatory supervision. (Not unlike

medicinal development), a complex (e.g., human-embedded) unprecedented MD, under the auspice of a PMA, may require a clinical trial to confirm safety, efficacy, and quality claims, while a simple preceded MD, under the auspice of the PMN (510k), generally do not. Axiomatically, the degree of MD complexity would increase proportionally to various innovation variables: access to advanced technologies and explicit (e.g., patents, publications) and tacit (e.g., human resource capabilities (know-how)) intellectual properties to construct and test the MD. Presumably, these infrastructure investments (which would grow proportional with MD complexity) would translate into economic rents (profits) to maintain and drive a firm's (or sectors) ongoing interest in product development. These infrastructure investments (particularly for the more complex production activities) take time to mature – potentially on the order of a vicennial as articulated by Kuznets [8].

Beginning in 1976 to present, the PMN/PMA regulatory construct has taken 40 years to evolve; maturing over a backdrop of significant economic events [8, 15], substantive policy changes [6, 7, 9, 16, 17], as well as major alterations in the tapestry of innovation levers (e.g., increases in governmental R&D expenditure [18], the volume of intellectual property [19, 20], and other sciento-economic metrics [21]). Economic recessions (1973-1975, 1980, and 1981-1982, and 2007) and shocks (notably, the 1987 Black Monday, the 2001 Dot-Com Crash, and the 2020 COVID-19 pandemic) have not been uncommon during this period [15], and MD policy changes rapidly promulgated [9, 16]: The 1976 amendments to the Federal Food, Drug, and Cosmetic (FD&C) Act, the 1990 Safe Medical Devices Act (SMDA), the 1992 Mammography Quality Standards Act (MQSA), 1997 FDA Modernization Act (FDAMA), the 2002 Medical Device User Fee and Modernization Act (MDUFMA) and its Reauthorization in 2007, 2012, and 2017, the 2016 21st Century Cures Act, the 2012 FDA Safety and Innovation Act (FDASIA), and a slew of responses to the COVID-19 crisis [17].

Gratefully, since its inception in the mid-1970s and irrespective of these external turbulences, the US FDA has been consistently supportive of maintaining and disseminating PMN/PMA records. These

records describe respective innovations, regulatory categorization (PMA vs PMN), dates of application and registration, applicant names, and so forth. While there are limits to these data (such as limited to no cross-checking capability), relying on a key assumption they may be used as a 'system of record' to examine the industry allows for important investigations, including this one in which the PMN/PMA structure is examined.

As presented above, over these years, the gross number of PMNs have fallen while that of PMAs have concordantly risen, strongly suggesting an industry transformation / structural change defined by an industry producing more complex (PMAs) than simple (PMNs) MDs. Indeed, PMNs have effectively stagnated in growth for nearly 20 years (since ~2000), while PMAs enjoyed a (seemingly) exponential rise. As an aside, given that the regulatory requirement for PMNs include substantial equivalence of a precedence, thus the finding may be re interpreted as radical innovations supplanting those of incremental ones during the reporting period, reinforcing the concept that maturity in large infrastructural investment and perceived increase in economic rents driving the structural change in the industry.

Taken together as a composite index (PMN+PMA), a single secular period is observed for both applications and registrations, with peaks in the early 1990s and prior to 2020, with a trough around the turn of the century. The peak-to-peak (vicennial) distance falls well within a Kuznets swing – one in which industrial infrastructure cycle occurs [4, 6, 7]. There is always a temptation to ascribe inflection points with specific events. For example, the tough event may suggest an etiology to economic recovery post-dot-com crises. However, additional testing would need to be confirmed to test such a hypothesis.

In summary, using PMN/PMA as index, the evidence suggests: MD innovation is driven by a singular Kuznets-like secular cyclic phenomenon independent of economic crises derived from fundamental industrial shift from simple (PMNs) to complex (PMAs) MDs.

5.2 Prognostic: A Steep (Natural) Decline in MD Productivity is Anticipated and Levers to Increase the Rate Innovation are Required Now

For the PMN/PMA composite index, the peak-to-trough drop is roughly 25% in both applications and registrations and lasts roughly a decade. Given that the most recent peaks are roughly the late 2010's, assuming a continued business cycle, it would be anticipated that we are approaching a secular drop of roughly the same amount (precipitous) until the late 2020s. If realized, this may translate materially into lost quality of life and/or lives, given the importance of MDs in overall medical care – a dire consequence deserving focused attention by all stakeholders (across industry to government). While efforts are underway to consider 'silver linings' due to learnings from the most recent COVID-19 pandemic, it behooves all of us to think more actively about levers to optimize MD innovation.

Importantly, this also means spending time / resources to further PMN innovation, which is stagnating.

In summary, portentously, while the COVID-19 crisis may not affect the overriding dynamic (as crises (theoretically) do not affect cyclicity), the anticipated yet significant (~25%) MD innovation drop (including PMN decay) may be attenuated with attentive policy measures.

5.3 Study Limitations and Extensions

While this study is preliminary and meant to drive a dialogue around PMN/PMA data and its utility in elucidating broad MD trends, including a reliance on a single source of metrics (which is challenging to cross-check for validation). Confidence exists based on the relatively low observed heteroscedasticity and from sporadic inspection of the records themselves. Regulatory evolution may result in re-classification or non-classification of MDs. While infrequent, it is possible that PMAs may become PMNs and PMNs may be further relegated overtime. Importantly, so-called software as a medical device (SaMD) is summarily exempt from the database due to its classification. Thus, it is possible that certain firms are moving toward producing SaMDs and therefore no longer contributing to PMNs. SaMDs may

be supporting PMAs, however. Investigating – if possible – the innovation rate of SaMDs would be a future opportunity as this dimension of the industry evolves. Combination products (drug-device, device-device) may also be a motivating factor behind the rise of PMAs.

Additional extension of this work may include a formal inquiry into global MD trends would be warranted, given the firms' wishes to scale market share geographically and increase economic rents accordingly. Considering the impact of the ongoing COVID-19 pandemic (which is (by all recent signs) ebbing in the US) would be a critical factor to evaluate in the coming years [22].

In conclusion, a Kuznetsian middle-termed wave in the MD industry due to the inversely balanced dance between PMNs and PMAs is elucidated. This work also portends that we are in a relatively (decade-long) lasting recession in total MD development. Lastly, and importantly, if the forecast is correct, significant attention needs to be placed on PMN, as well as overall MD development.

Declaration of Interest

The author is an employee of Takeda Pharmaceuticals; however, this work was completed independently of his employment. The views expressed in this article may not represent those of his employer. See Appendix for all data and methods to replicate (test or extend) the results presented herein. To the author's knowledge, there are no relevant affiliations or financial involvement with any organization or entity with a financial interest in or financial conflict with the subject matter or materials discussed in the manuscript. This includes employment, consultancies, honoraria, stock ownership or options, expert testimony, grants, or patents received or pending, or royalties.

Reviewer disclosures

<<TBD>>

Funding

This paper was not funded.

ORCID

Iraj Daizadeh <https://orcid.org/0000-0003-3648-023X>

References:

Papers of special note have been highlighted as either of interest (•) or of considerable interest (••) to readers.

[1] Long, Vicky, and Magnus Holmén, eds. Technological Change and Industrial Transformation. Routledge, Taylor & Francis Group, 2022. **** A general overview of the current state of knowledge and research, given its high level of activity in the peer-reviewed literature.**

[2] Coccia, Mario. "Evolution of technology in replacement of heart valves: Transcatheter aortic valves, a revolution for management of valvular heart diseases." Health Policy and Technology 10, no. 2 (2021): 100512. <https://doi.org/10.1016/j.hlpt.2021.100512> ***An example of industry transformation within the MD industry.**

[3] Van den Bergh, Jeroen; Oosterhuis, Frans (2005) : An Evolutionary Economic Analysis of Energy Transitions, 45th Congress of the European Regional Science Association: "Land Use and Water Management in a Sustainable Network Society", 23-27 August 2005, Amsterdam, The Netherlands, European Regional Science Association (ERSA), Louvain-la-Neuve **** The author has adapted the four elements accordingly for application to the medical device landscape as generally described in this perspective.**

[4] Bernard, L., Gevorkyan, A. V., Palley, T. I., and Semmler, W. (2014) Time scales and mechanisms of economic cycles: a review of theories of long waves. *Review of Keynesian Economics*, 2(1), 87-107. * **An robust introduction to economic cycles.**

[5] Daizadeh, I. US FDA Drug Approvals are Persistent and Polycyclic: Insights into Economic Cycles, Innovation Dynamics, and National Policy. *Ther Innov Regul Sci* 55, 743–754 (2021).

<https://doi.org/10.1007/s43441-021-00279-8> ****An important read for anyone interested in learning about periodicities in healthcare.**

[6] Daizadeh, I. Seasonal and Secular Periodicities Identified in the Dynamics of US FDA Medical Devices (1976–2020): Portends Intrinsic Industrial Transformation and Independence of Certain Crises. *Ther Innov Regul Sci* (2021). <https://doi.org/10.1007/s43441-021-00334-4>

[7] Daizadeh I. Latent Seasonal and Secular Periodicities Identified in the Dynamics of US FDA Medical Devices (1976-2020). 2021 Jul. [arXiv:2107.05347v2](https://arxiv.org/abs/2107.05347v2) ** **Early research illustrating the presence of periodicities in US FDA registered medical devices.**

[8] Korotayev, A. V, and Tsirel, S. V. (2010). A Spectral Analysis of World GDP Dynamics: Kondratieff Waves, Kuznets Swings, Juglar and Kitchin Cycles in Global Economic Development, and the 2008–2009 Economic Crisis. *Structure and Dynamics*, 4(1). <http://dx.doi.org/10.5070/SD941003306> Retrieved from <https://escholarship.org/uc/item/9jv108xp> ** **A relatively recent summary of the various types of economic periodicities, including a summary of antithetical positions.**

[9] Silverstein J. United States Medical Device Regulatory Framework. *Medical Regulatory Affairs: An International Handbook for Medical Devices and Healthcare Products*. 2022 Jan 27:237. ** **A robust introduction to US medical device regulations.**

[10] Qiu, D. (2015). rmaf: Refined Moving Average Filter. R package version 3.0.1. <https://CRAN.R-project.org/package=rmaf>

[11] R Core Team (2021). R: A language and environment for statistical computing. R Foundation for Statistical Computing, Vienna, Austria. URL <https://www.R-project.org/>. **** Strongly recommended as a programming language for non-practitioners.**

[12] Trapletti, A.; Hornik, K.; (2020). tseries: Time Series Analysis and Computational Finance. R package version 0.10-48. ****Excellent package for manipulating time series data**

[13] Borchers, H.W. (2021). pracma: Practical Numerical Math Functions. R package version 2.3.3. <https://CRAN.R-project.org/package=pracma>

[14] Zeileis, A.; Grothendieck, G. (2005). zoo: S3 Infrastructure for Regular and Irregular Time Series. Journal of Statistical Software, 14(6), 1-27. [doi:10.18637/jss.v014.i06](https://doi.org/10.18637/jss.v014.i06)

[15] Harrell, F.E. Jr (2021). Hmisc: Harrell Miscellaneous. R package version 4.6-0. <https://CRAN.R-project.org/package=Hmisc>

[15] National Bureau of Economic Research (NBER) US Business Cycle Expansions and Contractions <https://www.nber.org/research/data/us-business-cycle-expansions-and-contractions> (Business Cycle Data Last Updated: 07/29/2021). **** An authoritative source of US economic data and recessions**

[16] Food and Drug Administration. A History of Medical Device Regulation & Oversight in the United States. Obtained on 04/25/2022 from: <https://www.fda.gov/medical-devices/overview-device-regulation/history-medical-device-regulation-oversight-united-states>

[17] Hale, T., Angrist, N., Goldszmidt, R. et al. A global panel database of pandemic policies (Oxford COVID-19 Government Response Tracker). *Nat Hum Behav* 5:529–538 (2021).

<https://doi.org/10.1038/s41562-021-01079-8>

[18] Boroush, M. Research and Development: US Trends and International Comparisons. Science and Engineering Indicators 2020. NSB-2020-3. National Science Foundation (2020).

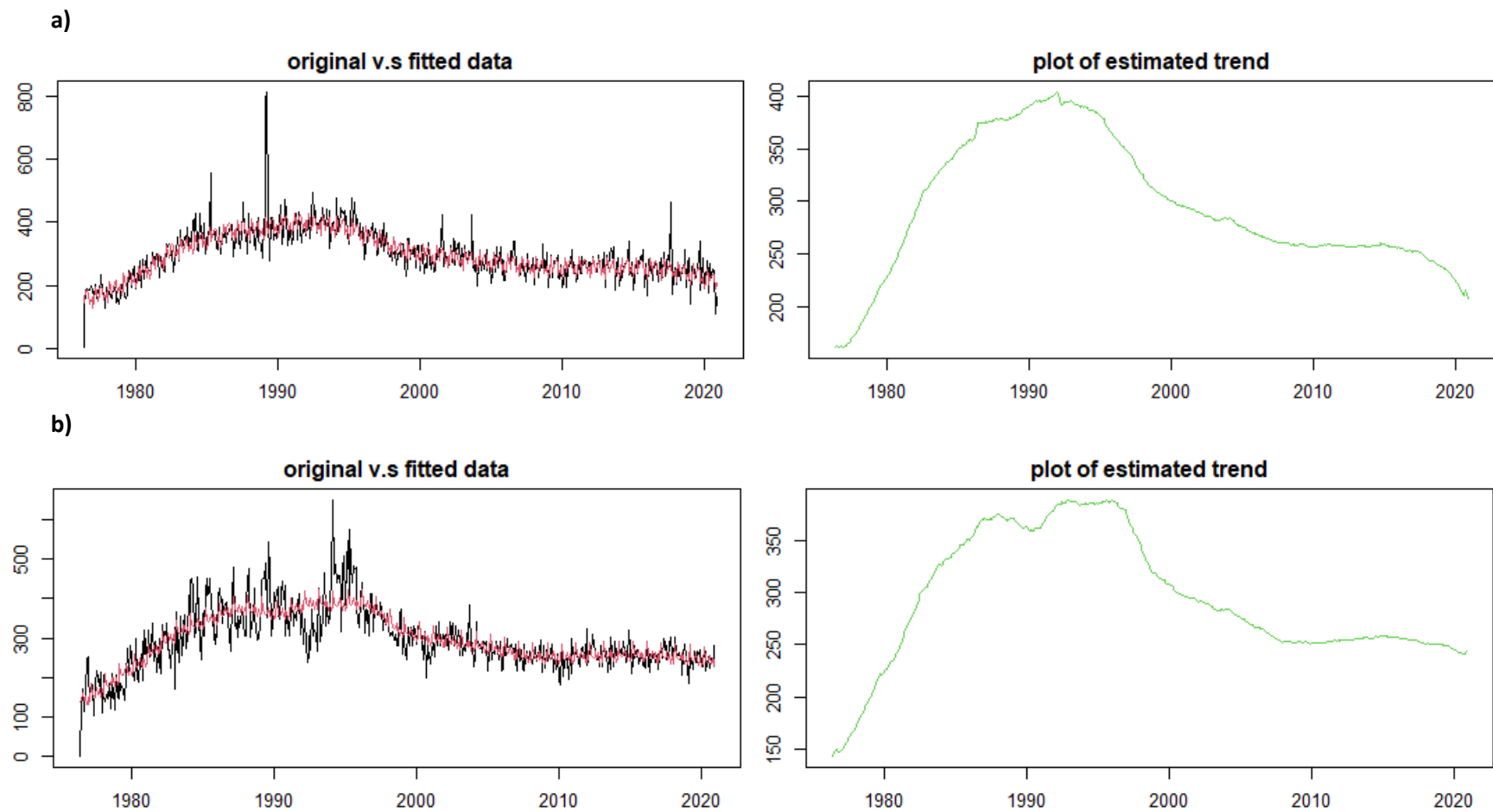
[19] Daizadeh, Iraj. "Trademark and patent applications are structurally near-identical and cointegrated: Implications for studies in innovation." *Iberoamerican Journal of Science Measurement and Communication* 1, no. 2 (2021). DOI: <https://doi.org/10.47909/ijsmc.33>

[20] Daizadeh, Iraj. " Leveraging latent persistency in the United States patent and trademark applications to gain insight into the evolution of an innovation-driven economy." *Iberoamerican Journal of Science Measurement and Communication* 1, no. 3 (2021). DOI: <https://doi.org/10.47909/ijsmc.32>

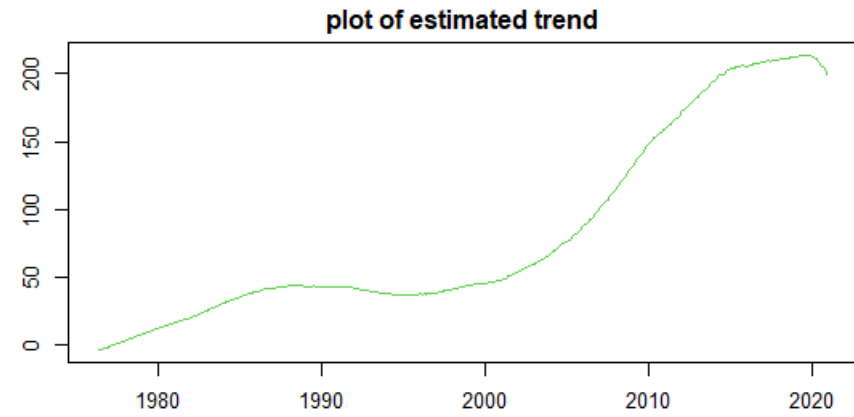
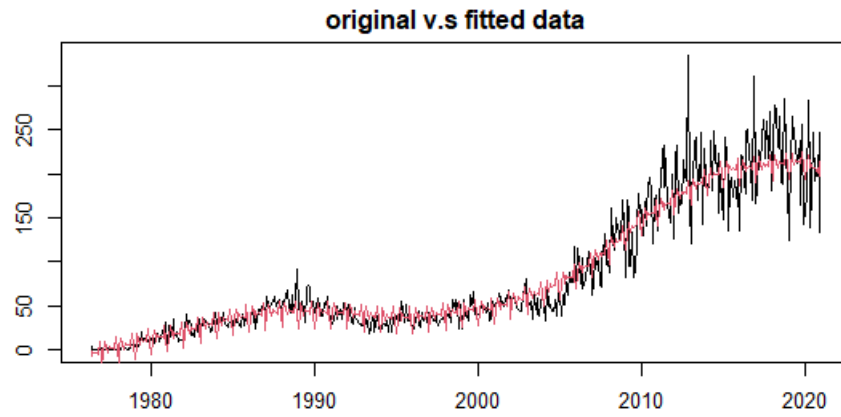
[21] Daizadeh, Iraj. "Issued US patents, patent-related global academic and media publications, and the US market indices are inter-correlated, with varying growth patterns." *Scientometrics* 73, no. 1 (2007): 29-36. DOI: <https://doi.org/10.1007/s11192-007-1749-1> **** Inter-correlation of several indices including those of intellectual property and publications.**

[22] Daizadeh, Iraj. "Has the COVID-19 crisis affected the growth of United States Food and Drug Administration drug approvals? The answer is not yet! A time series (forecasting) study." *Therapeutic innovation & regulatory science* 55, no. 3 (2021): 553-557. DOI: <https://doi.org/10.1007/s43441-020-00249-6>. Epub 2020 Dec 26. PMID: 33367967; PMCID: PMC7765694. **** From limited evidence, there is limited-to-no effect due to COVID-19 on FDA approval medicinal rates; however, time will tell if this trend holds.**

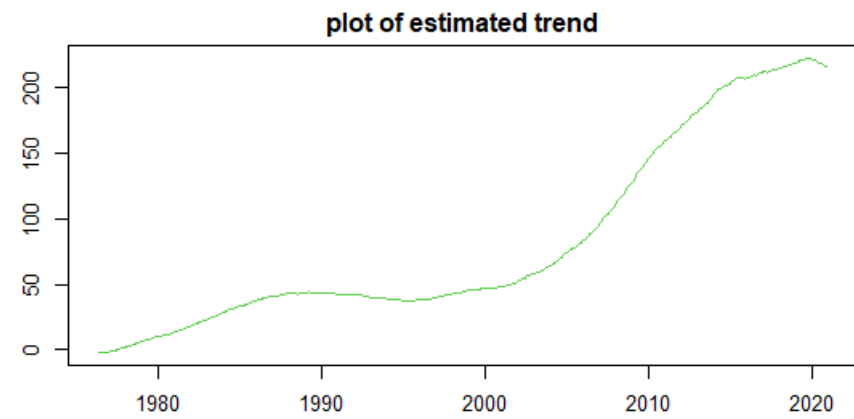
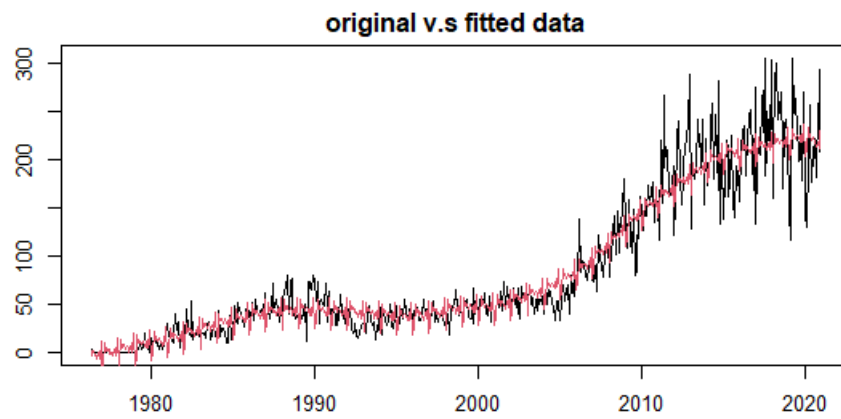
Figure 1: The Observed Number (Black) of (a) FDA PMN Applications, (b) FDA PMN Registrations, (c) FDA PMA Applications, (d) FDA PMA Registrations, (e) FDA MD (PMN + PMA) Applications, and (f) FDA MD (PMN + PMA) Registrations with Respective Estimated Trendlines (Red on Left, and Green on Right)



c)



d)



e)

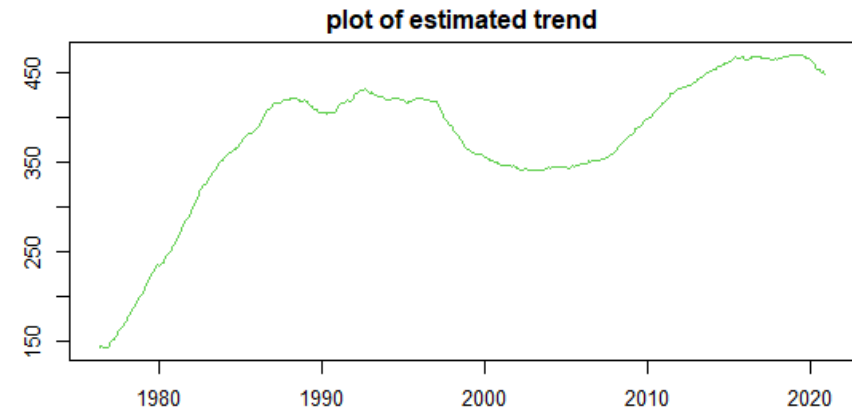
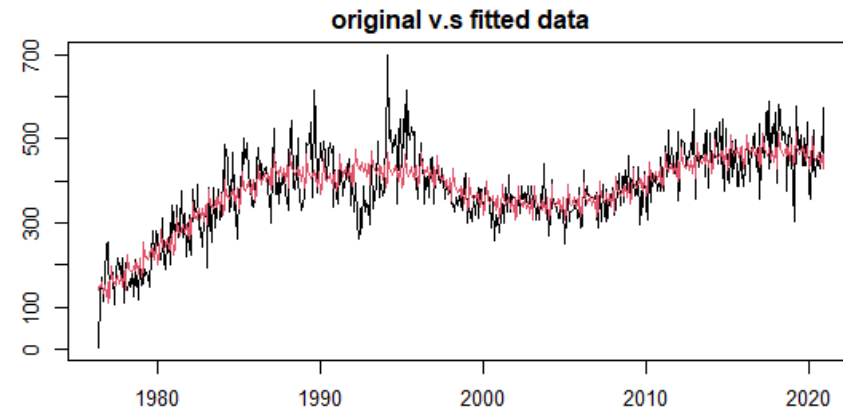
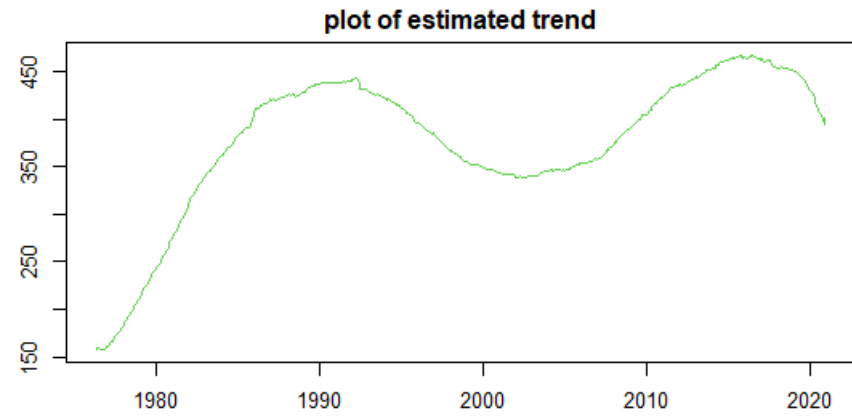
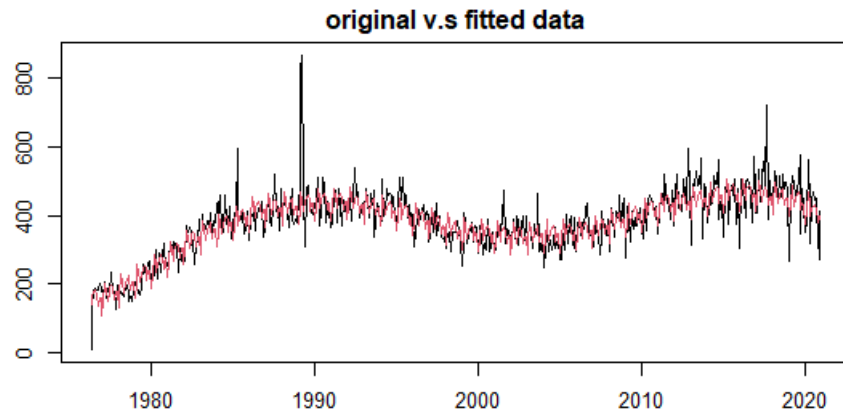
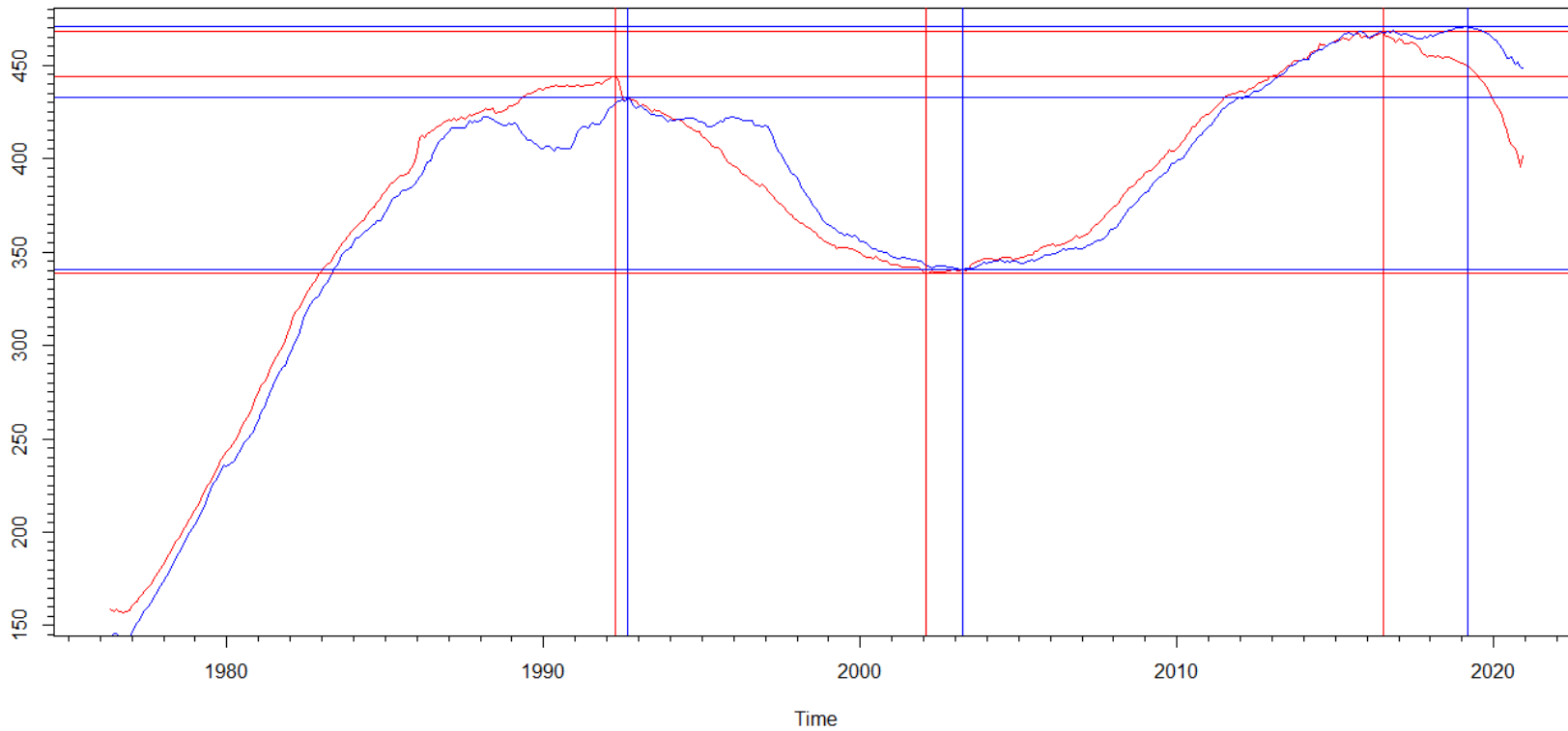


Figure 2: Periods Resolved from Trends of the Number of FDA MD Applications (Red) and FDA MD Registrations (Blue): The Vertical (Horizontal) Lines Represent Date (Amplitude) of Local Maxima and Minima. Two Periods Identified are 20.5 Years (Red): Oct 2012 [442] - Apr 1992 [443], and 26.5 Years (Blue): Mar 2019 [470] - Sept 1992 [432].



Appendix 1: Details of Methodology and Statistical Analysis

I. Data Collection

On 22-June-2021, Premarket Notifications (510(k); PMNs) and Premarket Approvals (PMA) data from the FDA websites: <https://www.fda.gov/medical-devices/510k-clearances/downloadable-510k-files> (1976-1980 (PMN7680.ZIP), 1981-1985 (PMN8185.ZIP), 1986-1990 (PMN8690.ZIP), 1991-1995 (PMN9195.ZIP), 1996-current (PMN96CUR.ZIP)) and <https://www.fda.gov/medical-devices/device-approvals-denials-and-clearances/pma-approvals> (PMA.zip under subsection: “PMA/PDP Files for Downloading”), respectively, were obtained. The data were read into EXCEL, and the monthly counts derived (by counting the number of PMNs or PMAs with the variables “DATERECEIVED” and “DECISIONDATE” within a given month). Comma delimited files (CSV) with the respective number of PMNs and PMAs were then imported into R for data analysis (see below).

II. Statistical Analysis

```
#Start
```

```
citation()
```

```
R Core Team (2021). R: A language and environment for statistical computing. R Foundation for  
Statistical Computing, Vienna, Austria. URL https://www.R-project.org/.
```

```
version
```

```
platform x86_64-w64-mingw32
```

```
arch x86_64
```

```
os mingw32
```

```
system x86_64, mingw32
```

```
status
```

```
major 4
```

```
minor 1.1
```

```
year 2021
```

```
month 08
```

```
day 10
```

```
svn rev 80725
```

```
language R
```

```
version.string R version 4.1.1 (2021-08-10)
```

```
nickname Kick Things
```

```
#Read in file and process
Input<-read.csv("510k-PMA-R-TOTAL.csv", header=TRUE)
str(Input)
'data.frame': 536 obs. of 6 variables:
 $ X510kr : int 3 128 184 189 183 184 200 184 190 164 ...
 $ X510kc : int 0 0 130 170 114 168 250 253 199 157 ...
 $ PMAr : int 4 0 0 0 0 0 0 3 1 0 ...
 $ PMAa : int 4 2 0 1 0 1 0 0 0 0 ...
 $ X510krPMAr: int 7 128 184 189 183 184 200 187 191 164 ...
 $ X510kcPMAa: int 4 2 130 171 114 169 250 253 199 157 ...
```

Input

	X510kr	X510kc	PMAr	PMAa	X510krPMAr	X510kcPMAa
1	3	0	4	4	7	4
2	128	0	0	2	128	2
3	184	130	0	0	184	130
4	189	170	0	1	189	171
5	183	114	0	0	183	114
6	184	168	0	1	184	169
7	200	250	0	0	200	250
8	184	253	3	0	187	253
9	190	199	1	0	191	199
10	164	157	0	0	164	157
11	205	180	0	0	205	180
12	159	183	0	0	159	183
13	186	104	3	2	189	106
14	184	193	0	0	184	193
15	169	180	1	0	170	180
16	233	217	0	0	233	217
17	175	198	0	0	175	198
18	176	178	1	1	177	179
19	128	215	0	0	128	215
20	196	110	0	1	196	111
21	145	205	0	0	145	205

22	160	155	0	0	160	155
23	179	140	0	1	179	141
24	169	158	4	0	173	158
25	160	147	2	0	162	147
26	193	185	2	0	195	185
27	193	123	1	0	194	123
28	171	211	3	0	174	211
29	147	151	0	0	147	151
30	158	175	3	1	161	176
31	142	118	6	0	148	118
32	169	207	8	1	177	208
33	203	150	4	2	207	152
34	180	223	7	2	187	225
35	189	147	5	7	194	154
36	168	186	4	3	172	189
37	160	175	7	8	167	183
38	173	171	20	4	193	175
39	245	142	10	5	255	147
40	241	203	13	21	254	224
41	195	270	13	6	208	276
42	222	274	16	8	238	282
43	244	214	11	7	255	221
44	262	279	6	1	268	280
45	189	257	13	16	202	273
46	238	214	9	3	247	217
47	216	191	7	20	223	211
48	280	233	18	13	298	246
49	240	300	19	11	259	311
50	194	199	19	11	213	210
51	282	187	9	4	291	191
52	221	246	13	10	234	256
53	263	226	23	4	286	230
54	295	292	21	7	316	299
55	268	191	22	9	290	200

56	238	321	31	22	269	343
57	245	283	6	30	251	313
58	243	234	27	17	270	251
59	305	321	16	19	321	340
60	284	254	18	12	302	266
61	285	273	36	11	321	284
62	281	279	14	17	295	296
63	301	336	17	40	318	376
64	292	243	21	23	313	266
65	227	291	9	32	236	323
66	290	214	12	6	302	220
67	262	260	11	22	273	282
68	247	299	14	19	261	318
69	247	236	22	7	269	243
70	242	211	23	14	265	225
71	329	334	40	45	369	379
72	321	303	28	26	349	329
73	330	309	33	19	363	328
74	328	328	29	17	357	345
75	295	337	17	54	312	391
76	309	271	19	13	328	284
77	243	270	16	18	259	288
78	284	223	29	19	313	242
79	301	290	20	22	321	312
80	352	296	36	20	388	316
81	307	327	12	14	319	341
82	276	172	23	21	299	193
83	375	364	29	21	404	385
84	320	287	36	20	356	307
85	325	238	34	15	359	253
86	355	354	29	31	384	385
87	337	255	29	32	366	287
88	382	299	21	26	403	325
89	384	331	25	13	409	344

90	327	360	23	18	350	378
91	348	275	36	31	384	306
92	338	302	43	17	381	319
93	400	408	29	17	429	425
94	408	342	30	23	438	365
95	357	442	31	44	388	486
96	427	451	34	17	461	468
97	317	426	33	26	350	452
98	307	301	43	25	350	326
99	429	319	30	22	459	341
100	356	456	27	11	383	467
101	341	320	26	10	367	330
102	341	402	27	12	368	414
103	395	284	31	39	426	323
104	300	246	32	14	332	260
105	345	363	27	17	372	380
106	367	307	40	48	407	355
107	374	433	31	34	405	467
108	554	409	40	30	594	439
109	369	449	31	52	400	501
110	362	411	30	46	392	457
111	362	449	26	41	388	490
112	370	377	41	36	411	413
113	318	366	28	27	346	393
114	314	295	44	46	358	341
115	319	338	36	36	355	374
116	382	286	31	51	413	337
117	301	317	28	41	329	358
118	355	403	29	33	384	436
119	355	426	50	52	405	478
120	372	391	37	34	409	425
121	333	397	24	43	357	440
122	355	339	44	56	399	395
123	362	372	31	46	393	418

124	373	387	47	39	420	426
125	382	390	44	44	426	434
126	391	352	49	46	440	398
127	290	298	46	40	336	338
128	354	275	47	62	401	337
129	318	267	35	32	353	299
130	349	401	60	36	409	437
131	407	478	54	46	461	524
132	341	334	48	35	389	369
133	318	324	52	46	370	370
134	365	355	57	72	422	427
135	342	301	55	43	397	344
136	462	345	60	49	522	394
137	365	336	49	56	414	392
138	374	377	54	46	428	423
139	301	336	57	32	358	368
140	430	306	47	53	477	359
141	341	307	55	24	396	331
142	337	391	51	53	388	444
143	412	442	56	63	468	505
144	386	475	60	68	446	543
145	341	303	68	80	409	383
146	315	338	50	40	365	378
147	388	344	42	75	430	419
148	415	426	63	77	478	503
149	345	353	46	44	391	397
150	333	329	42	41	375	370
151	329	294	61	36	390	330
152	287	297	91	39	378	336
153	403	336	47	34	450	370
154	423	382	46	49	469	431
155	784	443	42	46	826	489
156	813	452	56	35	869	487
157	424	451	46	40	470	491

158	277	490	32	50	309	540
159	415	350	69	12	484	362
160	415	544	73	73	488	617
161	343	470	72	73	415	543
162	370	472	56	68	426	540
163	361	306	53	65	414	371
164	347	334	55	80	402	414
165	386	416	43	75	429	491
166	394	395	49	54	443	449
167	454	420	59	73	513	493
168	329	431	41	30	370	461
169	387	358	53	52	440	410
170	355	347	38	56	393	403
171	473	416	38	51	511	467
172	434	443	54	48	488	491
173	327	396	51	72	378	468
174	357	433	60	49	417	482
175	382	305	57	32	439	337
176	372	361	44	63	416	424
177	331	336	35	29	366	365
178	349	307	29	38	378	345
179	429	377	33	54	462	431
180	428	402	47	28	475	430
181	365	329	49	40	414	369
182	345	337	36	28	381	365
183	434	359	43	36	477	395
184	378	345	46	60	424	405
185	335	386	35	42	370	428
186	391	411	53	39	444	450
187	373	309	50	31	423	340
188	363	337	41	56	404	393
189	359	365	46	44	405	409
190	384	285	52	43	436	328
191	407	349	42	47	449	396

192	350	284	33	25	383	309
193	422	240	30	20	452	260
194	491	257	48	22	539	279
195	496	304	39	30	535	334
196	424	271	35	18	459	289
197	436	373	34	15	470	388
198	364	307	29	21	393	328
199	391	318	28	28	419	346
200	405	312	32	30	437	342
201	391	268	23	28	414	296
202	383	296	22	37	405	333
203	444	426	35	20	479	446
204	409	291	34	41	443	332
205	375	315	18	48	393	363
206	442	352	24	35	466	387
207	390	465	39	29	429	494
208	437	358	34	31	471	389
209	318	330	21	32	339	362
210	353	378	28	13	381	391
211	396	336	38	28	434	364
212	400	352	26	24	426	376
213	355	486	22	47	377	533
214	361	602	25	18	386	620
215	475	650	31	50	506	700
216	369	461	30	40	399	501
217	376	486	27	35	403	521
218	444	439	33	29	477	468
219	437	458	20	32	457	490
220	429	457	36	51	465	508
221	435	422	22	41	457	463
222	373	317	20	27	393	344
223	419	475	37	25	456	500
224	368	509	32	37	400	546
225	329	384	39	49	368	433

226	396	492	31	24	427	516
227	475	546	34	36	509	582
228	406	406	55	45	461	451
229	393	573	54	41	447	614
230	463	484	50	35	513	519
231	394	440	31	56	425	496
232	410	482	51	46	461	528
233	363	475	33	33	396	508
234	347	479	41	39	388	518
235	399	377	33	40	432	417
236	355	349	37	52	392	401
237	382	328	20	30	402	358
238	283	400	26	39	309	439
239	314	440	33	48	347	488
240	353	374	41	47	394	421
241	374	368	44	43	418	411
242	348	311	30	34	378	345
243	363	373	26	34	389	407
244	376	370	42	39	418	409
245	397	306	33	55	430	361
246	348	410	43	39	391	449
247	381	411	32	45	413	456
248	357	316	42	31	399	347
249	295	324	27	20	322	344
250	301	376	33	36	334	412
251	368	385	38	41	406	426
252	320	358	33	53	353	411
253	357	363	33	32	390	395
254	396	370	40	40	436	410
255	307	389	36	39	343	428
256	335	374	28	32	363	406
257	366	318	34	38	400	356
258	307	356	36	43	343	399
259	293	334	37	33	330	367

260	303	362	34	32	337	394
261	276	320	29	25	305	345
262	291	325	33	27	324	352
263	302	305	41	40	343	345
264	309	309	41	18	350	327
265	265	316	32	45	297	361
266	295	296	57	44	352	340
267	304	310	49	55	353	365
268	292	281	57	56	349	337
269	325	298	47	66	372	364
270	329	282	53	47	382	329
271	331	359	24	38	355	397
272	273	374	52	44	325	418
273	229	259	25	40	254	299
274	267	310	56	37	323	347
275	349	292	58	48	407	340
276	348	262	38	52	386	314
277	281	247	38	55	319	302
278	308	327	33	38	341	365
279	299	282	63	35	362	317
280	327	328	52	35	379	363
281	256	318	66	67	322	385
282	292	280	63	30	355	310
283	325	329	43	49	368	378
284	325	320	38	61	363	381
285	249	283	40	37	289	320
286	327	329	42	52	369	381
287	278	331	51	59	329	390
288	260	315	46	52	306	367
289	240	319	47	50	287	369
290	268	294	48	62	316	356
291	257	247	42	40	299	287
292	336	317	54	39	390	356
293	263	198	34	58	297	256

294	275	287	36	32	311	319
295	252	271	59	41	311	312
296	296	262	53	48	349	310
297	242	236	50	40	292	276
298	246	269	53	44	299	313
299	312	289	53	55	365	344
300	290	253	65	47	355	300
301	314	321	60	64	374	385
302	299	329	50	53	349	382
303	338	281	56	44	394	325
304	422	341	49	74	471	415
305	260	280	59	47	319	327
306	303	298	58	68	361	366
307	286	308	68	54	354	362
308	283	289	56	66	339	355
309	265	305	44	46	309	351
310	265	308	53	45	318	353
311	326	291	62	67	388	358
312	274	271	56	52	330	323
313	349	340	50	47	399	387
314	266	290	46	67	312	357
315	341	324	47	45	388	369
316	300	336	44	35	344	371
317	325	282	44	68	369	350
318	336	331	64	57	400	388
319	258	289	69	55	327	344
320	317	318	80	71	397	389
321	261	300	43	49	304	349
322	279	255	48	52	327	307
323	326	300	52	69	378	369
324	289	255	56	51	345	306
325	270	280	36	57	306	337
326	308	266	65	40	373	306
327	306	303	47	50	353	353

328	282	322	59	61	341	383
329	424	291	40	44	464	335
330	258	384	39	56	297	440
331	245	271	56	53	301	324
332	283	289	61	58	344	347
333	197	229	52	40	249	269
334	267	250	33	66	300	316
335	286	340	66	61	352	401
336	277	283	73	50	350	333
337	247	291	49	65	296	356
338	276	280	51	63	327	343
339	253	285	45	53	298	338
340	277	264	45	46	322	310
341	312	293	53	39	365	332
342	247	278	57	33	304	311
343	274	288	39	54	313	342
344	269	292	70	54	339	346
345	206	216	63	34	269	250
346	235	264	38	56	273	320
347	285	284	63	71	348	355
348	243	246	57	56	300	302
349	268	264	51	54	319	318
350	324	264	77	63	401	327
351	257	260	62	71	319	331
352	291	293	89	40	380	333
353	322	273	77	81	399	354
354	246	245	77	65	323	310
355	214	257	92	59	306	316
356	276	290	118	93	394	383
357	218	218	76	69	294	287
358	261	222	115	71	376	293
359	287	288	101	139	388	427
360	268	256	76	84	344	340
361	263	298	104	90	367	388

362	309	278	70	95	379	373
363	284	277	75	93	359	370
364	340	280	81	81	421	361
365	338	284	97	75	435	359
366	247	271	111	91	358	362
367	257	262	86	96	343	358
368	249	283	103	90	352	373
369	266	246	62	76	328	322
370	232	217	75	73	307	290
371	273	283	104	91	377	374
372	252	242	98	63	350	305
373	244	271	107	121	351	392
374	212	219	73	103	285	322
375	264	216	72	86	336	302
376	299	286	111	93	410	379
377	260	233	108	79	368	312
378	244	266	132	103	376	369
379	247	241	97	112	344	353
380	287	267	101	116	388	383
381	205	238	88	79	293	317
382	239	244	88	104	327	348
383	260	234	162	95	422	329
384	282	257	123	126	405	383
385	226	278	113	141	339	419
386	260	242	150	101	410	343
387	255	263	139	147	394	410
388	287	244	133	104	420	348
389	331	266	129	134	460	400
390	244	295	125	130	369	425
391	252	212	170	150	422	362
392	303	280	145	180	448	460
393	192	225	82	132	274	357
394	247	265	170	108	417	373
395	278	275	159	158	437	433

396	294	242	95	157	389	399
397	226	249	95	117	321	366
398	277	266	133	103	410	369
399	279	285	82	148	361	433
400	282	213	92	81	374	294
401	297	254	122	85	419	339
402	227	254	142	122	369	376
403	220	219	177	119	397	338
404	266	261	156	162	422	423
405	195	192	159	149	354	341
406	203	183	131	126	334	309
407	252	275	168	155	420	430
408	245	249	141	141	386	390
409	196	203	162	145	358	348
410	259	243	185	173	444	416
411	262	247	196	153	458	400
412	268	249	181	166	449	415
413	314	197	121	177	435	374
414	239	260	171	135	410	395
415	251	210	176	167	427	377
416	264	299	160	158	424	457
417	211	260	135	157	346	417
418	221	257	181	117	402	374
419	278	265	185	219	463	484
420	236	254	228	155	464	409
421	239	253	185	267	424	520
422	290	241	232	191	522	432
423	266	226	204	213	470	439
424	267	271	169	208	436	479
425	279	278	154	166	433	444
426	243	253	145	163	388	416
427	275	246	200	175	475	421
428	272	322	159	193	431	515
429	245	230	126	122	371	352

430	248	240	218	152	466	392
431	289	274	232	225	521	499
432	267	256	155	239	422	495
433	249	308	170	183	419	491
434	244	283	166	154	410	437
435	296	269	210	182	506	451
436	288	257	216	200	504	457
437	273	247	197	208	470	455
438	236	264	192	224	428	488
439	259	228	335	234	594	462
440	306	281	162	288	468	569
441	192	226	121	129	313	355
442	223	244	184	177	407	421
443	295	283	196	188	491	471
444	254	251	235	180	489	431
445	289	266	241	192	530	458
446	316	213	170	241	486	454
447	303	249	211	215	514	464
448	264	303	206	211	470	514
449	322	220	247	191	569	411
450	187	279	143	242	330	521
451	266	228	228	154	494	382
452	286	292	196	221	482	513
453	198	260	183	173	381	433
454	231	250	185	188	416	438
455	225	263	210	207	435	470
456	249	278	238	235	487	513
457	253	267	182	258	435	525
458	267	261	248	180	515	441
459	272	292	219	247	491	539
460	288	269	203	205	491	474
461	338	238	224	169	562	407
462	234	265	156	282	390	547
463	240	242	199	134	439	376

464	275	319	169	204	444	523
465	187	273	149	138	336	411
466	227	210	241	183	468	393
467	278	243	224	220	502	463
468	236	281	193	211	429	492
469	239	248	136	161	375	409
470	266	268	188	176	454	444
471	292	271	195	225	487	496
472	284	233	174	155	458	388
473	314	246	193	140	507	386
474	194	264	181	194	375	458
475	242	230	163	178	405	408
476	270	257	210	188	480	445
477	169	231	135	156	304	387
478	284	225	222	209	506	434
479	245	281	219	229	464	510
480	257	242	191	235	448	477
481	216	214	178	184	394	398
482	250	261	246	191	496	452
483	257	239	250	216	507	455
484	272	254	222	246	494	500
485	252	260	210	252	462	512
486	211	237	170	202	381	439
487	261	254	311	168	572	422
488	288	259	185	275	473	534
489	241	222	167	133	408	355
490	227	248	181	193	408	441
491	305	274	227	217	532	491
492	231	249	209	205	440	454
493	270	298	242	261	512	559
494	297	292	261	272	558	564
495	263	247	237	183	500	430
496	258	282	218	305	476	587
497	461	247	259	196	720	443

498	174	285	217	241	391	526
499	230	303	271	209	501	512
500	256	260	181	303	437	563
501	221	234	223	160	444	394
502	205	244	236	208	441	452
503	252	301	278	280	530	581
504	237	268	275	299	512	567
505	216	255	230	242	446	497
506	251	264	266	251	517	515
507	261	244	192	269	453	513
508	271	252	189	212	460	464
509	312	207	209	170	521	377
510	192	257	286	234	478	491
511	269	285	228	242	497	527
512	288	256	184	223	472	479
513	142	229	124	147	266	376
514	258	186	231	116	489	302
515	249	272	247	304	496	576
516	251	223	266	218	517	441
517	251	249	243	277	494	526
518	226	221	234	252	460	473
519	261	267	212	240	473	507
520	280	237	221	199	501	436
521	338	238	238	200	576	438
522	184	267	164	235	348	502
523	224	259	256	179	480	438
524	286	270	143	270	429	540
525	194	232	157	144	351	376
526	208	228	176	130	384	358
527	279	275	284	202	563	477
528	237	265	191	257	428	522
529	176	216	140	226	316	442
530	270	232	177	177	447	409
531	224	253	246	206	470	459

532	250	223	193	221	443	444
533	248	249	202	181	450	430
534	108	246	198	258	306	504
535	163	229	247	208	410	437
536	135	279	134	293	269	572

```
library(tseries);  
citation("tseries")
```

Adrian Trapletti and Kurt Hornik (2020). tseries: Time Series
Analysis and Computational Finance. R package version 0.10-48.

```
X510r<-ts(Input[1], start=c(1976,5), frequency=12)  
X510c<-ts(Input[2], start=c(1976,5), frequency=12)  
PMAr<-ts(Input[3], start=c(1976,5), frequency=12)  
PMAa<-ts(Input[4], start=c(1976,5), frequency=12)  
X510rPMAr<-ts(Input[5], start=c(1976,5), frequency=12)  
X510cPMAa<-ts(Input[6], start=c(1976,5), frequency=12)
```

```
library(rmaf); citation("rmaf")
```

Debin Qiu (2015). rmaf: Refined Moving Average Filter. R package version 3.0.1.
<https://CRAN.R-project.org/package=rmaf>

```
library(pracma); citation("pracma")
```

Hans W. Borchers (2021). pracma: Practical Numerical Math Functions. R
package version 2.3.3. <https://CRAN.R-project.org/package=pracma>

```
MA510r<- ma.filter(X510r, seasonal = TRUE, period = 12, plot=TRUE)  
MA510c<- ma.filter(X510c, seasonal = TRUE, period = 12, plot=TRUE)  
MAPMAr<- ma.filter(PMAr, seasonal = TRUE, period = 12, plot=TRUE)  
MAPMAa<- ma.filter(PMAa, seasonal = TRUE, period = 12, plot=TRUE)  
MA510rPMAr<- ma.filter(X510rPMAr, seasonal = TRUE, period = 12, plot=TRUE)  
MA510cPMAa<- ma.filter(X510cPMAa, seasonal = TRUE, period = 12, plot=TRUE)
```

```
library(zoo);citation("zoo")
```

```
Achim Zeileis and Gabor Grothendieck (2005). zoo: S3 Infrastructure for Regular and Irregular  
Time Series. Journal of Statistical Software, 14(6), 1-27. doi:10.18637/jss.v014.i06
```

```
findpeaks(as.numeric(MA510rPMAr[,2]), npeaks=2, threshold=2)
```

```
[,1] [,2] [,3] [,4]
```

```
[1,] 443.6578 192 187 196 #1st peak
```

```
[2,] 467.0380 473 470 475
```

```
[3,] 467.8616 483 478 484 #2nd peak
```

```
[4,] 464.3752 489 488 491
```

```
plot(MA510rPMAr[,2], type="l");abline(h=t[192], v=as.yearmon(time(MA510rPMAr[,2])[192]), col="red"); abline(h=MA510rPMAr[,2][483],  
v=as.yearmon(time(MA510rPMAr[,2])[483]), col="red")
```

```
findpeaks(as.numeric(MA510cPMAa[,2]), npeaks=200, threshold=0, minpeakheight=430)
```

```
[,1] [,2] [,3] [,4]
```

```
[1,] 431.2682 195 185 196
```

```
[2,] 432.8777 197 196 200 #1st peak
```

```
[3,] 432.5077 429 369 430
```

```
[4,] 453.2280 454 430 455
```

```
[5,] 467.3373 470 455 472
```

```
[6,] 467.9159 474 472 478
```

```
[7,] 468.0173 482 478 484
```

```
[8,] 467.8377 485 484 486
```

```
[9,] 468.6537 487 486 490
```

```
[10,] 466.7583 491 490 498
```

```
[11,] 465.6404 499 498 500
```

```
[12,] 465.8909 501 500 502
```

```
[13,] 467.4589 505 502 506
```

```
[14,] 468.5262 508 506 509
```

```
[15,] 470.3957 515 509 531 #2nd peak
```

```
[16,] 454.2619 532 531 533
```

```
[17,] 451.9979 534 533 536
```



```
plot(MA510cPMAa[,2], type="l");abline(h=t[197], v=as.yearmon(time(MA510cPMAa[,2])[197]), col="red"); abline(h=MA510cPMAa[,2][515],  
v=as.yearmon(time(MA510cPMAa[,2])[515]), col="red")
```

```
library(Hmisc); citation("Hmisc")
```

```
Frank E Harrell Jr (2021). Hmisc: Harrell Miscellaneous. R package  
version 4.6-0. https://CRAN.R-project.org/package=Hmisc
```

```
#Final Plot
```

```
plot(MA510rPMAr[,2], type="l", col="red", ylab="");abline(h=t[192], v=as.yearmon(time(MA510rPMAr[,2])[192]), col="red");  
abline(h=MA510rPMAr[,2][483], v=as.yearmon(time(MA510rPMAr[,2])[483]), col="red")  
lines(MA510cPMAa[,2], type="l", col="blue");abline(h=t[197], v=as.yearmon(time(MA510cPMAa[,2])[197]), col="blue");  
abline(h=MA510cPMAa[,2][515], v=as.yearmon(time(MA510cPMAa[,2])[515]), col="blue")  
minor.tick(nx=10, ny=10)
```

```
#Distance: 6 years
```

```
# 2nd peak to 1st peak: Oct 2012 [442.0573] - Apr 1992 [443.6578]
```

```
as.yearmon(time(MA510rPMAr[,2])[438]) - as.yearmon(time(MA510rPMAr[,2])[192])
```

```
20.5 #20 years and 5 months: Mar 2019 [470.3957] - Sept 1992 [432.8777]
```

```
as.yearmon(time(MA510cPMAa[,2])[515]) - as.yearmon(time(MA510cPMAa[,2])[197])
```

```
26.5 #26 years and 5 months
```

```
#END
```