

A General Relativistic Pendulum: Isochronous vs. Geodesic Motion

Miguel A. Martin-Delgado

Departamento de Física Teórica, Universidad Complutense, 28040 Madrid, Spain.

CCS-Center for Computational Simulation, Campus de Montegancedo UPM, 28660 Boadilla del Monte, Madrid, Spain.

General Relativity (GR) is shown to be a complete theory with respect to the isochrony of the pendulum. This guarantees that time can be measured with a mechanical clock within the theory itself as a matter of principle. The proper and coordinate oscillation frequencies of a simple pendulum are computed as a function of 3 coordinate parameters: the distance of the fulcrum to the gravity source, its length and the Schwarzschild radius. Novel GR effects appear in the Schwarzschild coordinates as divergences, zeroes and other instabilities of the oscillation frequencies that are absent in Newtonian gravity. The anomalies in the proper and coordinate frequencies occur under extreme conditions: either the fulcrum or the pendulum mass or both remain inside the Event Horizon.

CONTENTS

I. Introduction	1
II. Isochronous and Geodesic Motion	1
III. The Simple Pendulum in General Relativity	2
A. Pendulum Spherical Coordinates	3
B. The Pendulum Equations of Motion in the Schwarzschild Metric	3
IV. Time Coordinate Geodesic Equation	3
A. Harmonic Approximation Consistency	3
B. Proper and Coordinate Frequency Relationship	4
V. Harmonic Oscillations in the Angular Variable	5
VI. Anomalies of the Pendulum Clock in GR	6
A. Diverging Proper and Coordinate Frequencies	6
B. Vanishing of Proper and Coordinate Frequencies	7
VII. Conclusions	8
Acknowledgments	8
A. Schwarzschild Metric in the Pendulum Coordinates	8
B. New Christoffel Symbols	9
C. Quartics for the Coordinate Length of the Pendulum	9
References	9

I. INTRODUCTION

We pose the question of how to measure time in General Relativity (GR) using mechanical clocks that abide by the laws of the theory. In GR, time is relative to the observer whether it is proper time, coordinate time or else but the device to measure it is never specified. This is an ontological question about General Relativity. We could just say that we use atomic or optical clocks. However, this would put the device outside GR theory since those clocks abide by the laws of quantum mechanics. Thus, in a strict sense, GR would not be

a complete theory if we cannot measure time with mechanical clocks fulfilling the laws of General Relativity.

Notice that the question of measuring time in General Relativity [1], or in any other classical theory, by means of a mechanical device (clock) obeying the same theory's laws has a different nature from the notion of gravitational or relativistic time dilation: these ones refer to comparisons of clocks by different observers measuring different proper times. Thus, the measurement of proper times is prior to their comparison.

True as it is, once we have a device that is isochronous it can work as a clock no matter its origin, whether it is classical or quantum. If GR were not isochronous it would pose the theory in an awkward position. As Einstein once stated: time is what you measure with a clock [2] (much as space is what you measure with a ruler). These are operational definitions specially well-suited for metrology.

After answering this question in the affirmative by studying the compatibility of isochrony with geodesic motion, we address the issue of the accuracy of mechanical clocks based on the simple pendulum. We find that whenever an anomaly occurs in the functioning of the mechanical clock, this happens when either the support point of the pendulum or its mass or both are inside the Event Horizon (EH).

It is shown that the geodesic equations of motion for a simple pendulum in the gravitational field described by the Schwarzschild metric admits isochronous motion in the regime of small amplitude oscillations. This allows us to find the expression of the proper and coordinate oscillation frequencies in terms of coordinate parameters such as length of the pendulum, the distance of its support point to the mass of the gravitation field and the corresponding Schwarzschild radius. We provide several consistency checks like reproducing the period of a simple pendulum in the Newtonian gravity and the celebrated Huygens formula for the pendulum in a constant gravity field.

II. ISOCHRONOUS AND GEODESIC MOTION

On general grounds, to answer the question of whether we can construct a mechanical clock obeying the laws of General Relativity is equivalent to searching for an isochronous motion that is compatible with being also geodesic. Isochrony

was the crucial property that Galileo discovered in the movement of the pendulum that allowed the measurement of time with an accuracy of 1 s for the first time. Before that, the second was defined by a division of the day measured by the Earth's rotation. With isochrony it is possible to measure time by counting the number of periods of a pendulum for a given event. Isochrony means that the period is independent of the initial amplitude of the pendulum, which is true for small oscillations.

One possibility is to search from scratch an isochronous motion that is compatible with being also geodesic. This amounts to the existence of an harmonic motion of frequency ω compatible with GR. Let $Q = Q(x^\mu)$ be the generalized coordinate of a degree of freedom of a particle of mass m obeying the harmonic oscillator equation:

$$\frac{d^2 Q(x^\mu)}{d\tau^2} + \omega^2 Q(x^\mu) = 0, \quad (1)$$

where x^μ , $\mu = 0, 1, 2, 3$ are the space-time coordinates specifying the particle's motion in a certain gravity field. The derivative is with respect to proper time τ and the period of oscillation is $T = \frac{2\pi}{\omega}$ defines the mechanical clock. The particle's coordinates must satisfy the condition of geodesic motion in the presence of gravitation

$$\frac{d^2 x^\lambda}{d\tau^2} + \Gamma_{\mu\nu}^\lambda \frac{dx^\mu}{d\tau} \frac{dx^\nu}{d\tau} = 0. \quad (2)$$

Alternatively, the search of $Q(x^\mu)$ can be recast in the form

$$\frac{\partial^2 Q}{\partial x^\mu \partial x^\nu} \dot{x}^\mu \dot{x}^\nu + \frac{\partial Q}{\partial x^\mu} \ddot{x}^\mu + \omega^2 Q(x^\mu) = 0, \quad (3)$$

This is a second order linear partial differential equation in $Q(x^\mu)$ whose coefficients obey the geodesics equations, which are non-linear in turn. Thus, solving for (3) and (2) may become a daunting task.

III. THE SIMPLE PENDULUM IN GENERAL RELATIVITY

Another alternative to seeking isochronous and geodesic motion is to start with examples of geodesic motion associated with well-known solutions of the Einstein field equations of GR and try to search for isochronous motions among them. For sure, there are well-known instances of this combined motion like circular orbits of photons (the Photon Sphere in the range $r \geq \frac{3GM}{c^2}$) or massive particles orbiting around a gravitating mass in the range $\frac{6GM}{c^2} \leq r < \infty$ [3, 4]. However, those orbits are unstable for photons while they are stable for massive particles. Nevertheless, the latter stability is not enough to provide a controllable mechanism to construct a clock like the pendulum does.

The simple pendulum (see Fig.1a)) is one of the simplest examples of a rigid body. It comprises a mass m tied to a fixed point O' by a massless string of length L . It is worth mentioning that the notion of a solid rigid body can be defined in GR by means of the geodesic deviation equation [6] and it

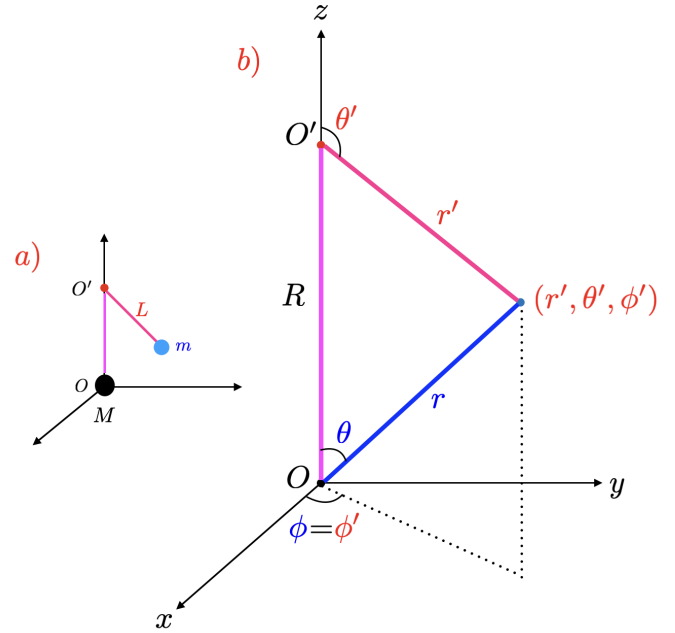


Figure 1. a) Schematic view of a simple pendulum of mass m , length L and support point located at O' . R is the distance from the pendulum to the place O where a mass M is the source of the gravity field in which the pendulum swings. b) Spatial pendulum spherical coordinates (r', θ', ϕ') around O' and its relation to the original spherical coordinates (r, θ, ϕ) about the source mass M corresponding to the Schwarzschild metric (4) providing the change of coordinates (6).

has the same number of degrees of freedom as in Newtonian mechanics. In our case, we shall denote θ' its angle deviation measured from the vertical as in Fig.1b).

Let us consider a source of gravitation corresponding to a mass M considered as a point for simplicity and placed at the origin of coordinates. The solution to the Einstein field equations is the Schwarzschild metric [4, 5] written as follows:

$$c^2 d\tau^2 = \left(1 - \frac{2GM}{c^2 r}\right) c^2 dt^2 - \left(1 - \frac{2GM}{c^2 r}\right)^{-1} dr^2 - r^2 d\theta^2 - r^2 \sin^2 \theta d\phi^2, \quad (4)$$

that is written in spherical coordinates (r, θ, ϕ) , t is the coordinate time, τ is the proper time and c, G are the light velocity and Newton's gravitational constant, respectively.

To solve the pendulum equations in GR we may still consider the motion of the pendulum's mass occurring in a plane of motion at constant ϕ . By symmetry, we may assume that the metric will have the coordinate ϕ cyclic and the same for the time t . However, the metric would cease to be diagonal in the coordinates r and θ because the motion in the plane of the pendulum involves such coordinates.

Furthermore, it is important to notice that the role of the simple pendulum is not to be a source of gravitational field itself, such as a planet of mass M , but it is a test particle that we use as a clock. Thus, it is not appropriate to write an energy-momentum tensor containing the particle's mass m

for that would give rise to a metric with two field sources, M and m , and then the coordinates corresponding to that metric would be those of an additional non-test particle, thereby not the simple pendulum itself.

A. Pendulum Spherical Coordinates

The situation we address is that of a simple pendulum which is a test particle in the Schwarzschild metric (4) with the constraint of being held by a string of length L . In this way, the mass m does not back-react on the mass M . In order to impose the pendulum's constraint, it is convenient to make a transformation of spherical coordinates from those around the mass source M at O to those about the fixed point O' of the pendulum denoted as r', θ', ϕ' as in Fig.1b).

Let us denote the change of coordinates by

$$r = F(r', \theta'), \quad \theta = G(r', \theta'), \quad (5)$$

where the functions F and G are expressed implicitly by the following relations that can be derived from the geometry of Fig.1

$$\begin{aligned} r^2 &= R^2 + r'^2 + 2Rr' \cos \theta' & (6) \\ \tan \theta &= \frac{r' \sin \theta'}{R + r' \cos \theta'} \\ \phi &= \phi' \end{aligned}$$

The Schwarzschild metric (4) in the new coordinates will be denoted as

$$c^2 d\tau^2 = g'_{00} c^2 dt^2 + g'_{11} dr'^2 + 2g'_{12} dr' d\theta' + g'_{22} d\theta'^2. \quad (7)$$

It is not diagonal and we have removed the coordinate ϕ' since the pendulum movement's is planar. The value of r' cannot be fixed during the coordinate transformation but later on in the equations of motion.

The components of the Schwarzschild metric tensor in the pendulum spherical coordinates read as follows:

$$\begin{aligned} g'_{00} &:= S(r', \theta') = 1 - \frac{R_S}{\sqrt{R^2 + r'^2 + 2Rr' \cos \theta'}}, & (8) \\ g'_{11} &= -\frac{S^{-1}(r', \theta') (r' + R \cos \theta')^2 + R^2 \sin^2 \theta'}{R^2 + r'^2 + 2Rr' \cos \theta'}, \\ g'_{22} &= -\frac{S^{-1}(r', \theta') R^2 r'^2 \sin^2 \theta' + r'^2 (r' + R \cos \theta')^2}{R^2 + r'^2 + 2Rr' \cos \theta'}, \\ g'_{12} &= -\left[\frac{1 - S^{-1}(r', \theta')}{R^2 + r'^2 + 2Rr' \cos \theta'} \right] Rr' \sin \theta' (r' + R \cos \theta') \end{aligned}$$

where R is the coordinate distance of the fixed point of the pendulum O' to the position of the source gravity field M at the origin O before the transformation and $R_S := \frac{2GM}{c^2}$ is the Schwarzschild radius. Note that this is a passive coordinate change: the gravitational field source M has not changed location, what we change is the labeling of the coordinates with

respect to the new spherical coordinate system centered at the fulcrum of the simple pendulum. If we take $r' = 0$ we can see that there is no singularity there. We have changed the coordinates, but not the geometrical arrangement of the objects.

B. The Pendulum Equations of Motion in the Schwarzschild Metric

When deriving the equations of motion for the pendulum in the new coordinates we must impose the constraint that the length of the pendulum is fixed by $r' = L$. Thus, all proper time derivatives of r' disappear from the geodesic equations, as well as those of ϕ , which we can also fix to a constant value. Then, the structure of the equations of geodesic motion is as follows:

$$\begin{aligned} c\ddot{t} + \Gamma_{00}^{\prime 0} c^2 \dot{t}^2 + 2\Gamma_{02}^{\prime 0} c\dot{t}\dot{\theta}' + \Gamma_{22}^{\prime 0} \dot{\theta}'^2 &= 0, & (9) \\ \ddot{\theta}' + \Gamma_{00}^{\prime 2} c^2 \dot{t}^2 + 2\Gamma_{02}^{\prime 2} c\dot{t}\dot{\theta}' + \Gamma_{22}^{\prime 2} \dot{\theta}'^2 &= 0, \end{aligned}$$

where the dot denotes derivative with respect to the proper time τ in equation (4). Now using the non-vanishing Christoffel symbols in the pendulum spherical coordinates (see Appendix B3), they can be further simplified

$$\begin{aligned} c\ddot{t} + 2\Gamma_{02}^{\prime 0} c\dot{t}\dot{\theta}' &= 0, & (10) \\ \ddot{\theta}' + \Gamma_{00}^{\prime 2} c^2 \dot{t}^2 + \Gamma_{22}^{\prime 2} \dot{\theta}'^2 &= 0, \end{aligned}$$

To solve for these equations, we can use the conservation of energy E per unit mass ($m = 1$)

$$g'_{00} c^2 \dot{t} = E, \quad (11)$$

and the expression of the tangent vector (4-velocity) normalized in the new coordinates,

$$g'_{00} c^2 \dot{t}^2 + g'_{22} \dot{\theta}'^2 = c^2. \quad (12)$$

The Newtonian limit of these equations of motion will play a fundamental role in reproducing the well-known equations for the simple pendulum. This limit corresponds to the following conditions:

$$E/m \rightarrow c^2, \quad R_S \rightarrow 0, \quad (13)$$

keeping only the mass contribution to the energy and at the same time, disregarding the Schwarzschild radius R_S versus any other distance.

IV. TIME COORDINATE GEODESIC EQUATION

A. Harmonic Approximation Consistency

The geodesic equation for the time coordinate in (10) can be solved directly as shown below. Before that, as we are interested in the isochrony of the simple pendulum in GR, it is

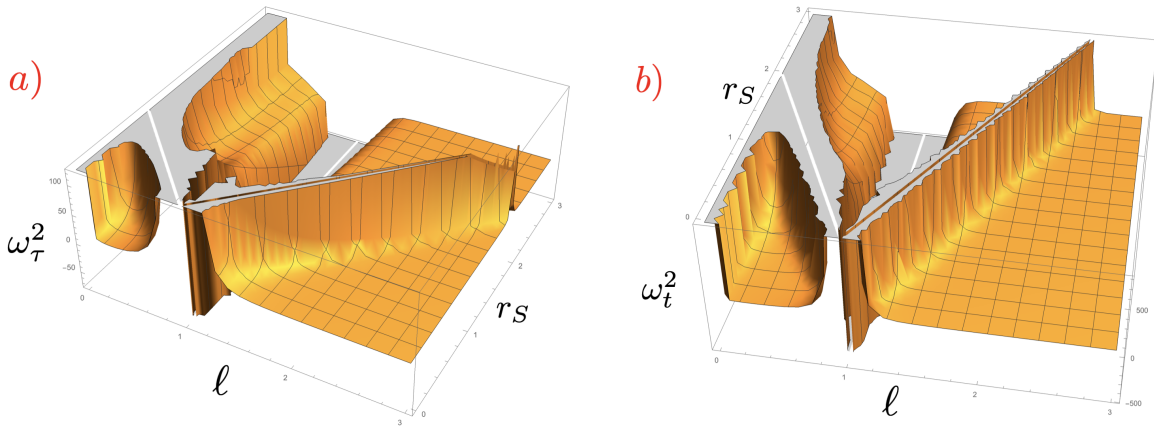


Figure 2. a) Graphic representation of the proper oscillation frequency ω_τ^2 as a function of the coordinate length ℓ and Schwarzschild radius r_S in (31) measured with respect to the coordinate distance R to the mass M (35). The GR divergences in (31) at reduced parameters $\ell = 1$ and $|\ell - 1| = r_S$ (32) are clearly visible. b) Similar to a) but for the coordinate frequency ω_t^2 (24) with divergences at $\ell = 1$ and $|\ell - 1| = \frac{1}{2}r_S$ (33). Notice that in both cases the plots show negative values that are unphysical. However, it is proved that they occur when either the support point of the pendulum or its mass or both remain inside the Event Horizon (38).

important to check that property in the equation of motion for the time coordinate t . Using the constraints from the conservation of energy (11) and the normalization of the 4-velocity (12) we arrive at:

$$\ddot{t} + 2\Gamma_{02}^{\prime 0} \frac{E}{g_{00}c} \sqrt{\frac{g_{00}c^4 - E^2}{g_{00}g_{22}c^4}} = 0. \quad (14)$$

Upon substitution of the metric components (8), the Christoffel symbol (B5) in (14) and linearizing about the equilibrium position $\theta' = \pi$ the amplitud takes the form

$$\ddot{t} + \theta' \frac{ERR_S}{2c(|R-L|-R_S)^3} \sqrt{\frac{E^2|R-L|}{c^4(|R-L|-R_S)} - 1} = 0. \quad (15)$$

Taking the Newtonian approximation (13) in this expression, the θ' contribution vanishes due to the form of the square root above recovering the proportionality of both times.

Let θ'_0 be the initial position of the pendulum mass being initially at rest. Then the energy mass receives a gravitatonal contribution of the form:

$$E = mc^2 - \frac{GMm}{\sqrt{R^2 + L^2 + 2RL \cos \theta'_0}}, \quad (16)$$

since initially there is no kinetic energy. Furthermore, for small oscillations about the equilibrium position $\theta'_0 \approx \pi$, the energy can be consistently approximated as

$$\frac{E}{m} \approx c^2 - \frac{GM}{|R-L|}, \quad (17)$$

It is convenient to express the energy E per unit mass in terms of the relevant lengths of the problem, namely

$$\frac{E}{c^2} \approx 1 - \frac{R_S}{2|R-L|}. \quad (18)$$

B. Proper and Coordinate Frequency Relationship

We can obtain the time coordinate t by integrating the energy conservation condition (11)

$$t = \frac{E}{c^2} \int \frac{d\tau}{g_{00}}. \quad (19)$$

Within the small oscillation approximation about $\theta' = \pi$, the metric component g'_{00} (8) can be approximated by the following constant:

$$g'_{00} \approx 1 - \frac{R_S}{|R-L|}. \quad (20)$$

Using the expression for the energy in the harmonic approximation (18), this implies that the time coordinate t and the proper time τ are proportional one another, namely,

$$t = \frac{1}{2} \frac{2|R-L| - R_S}{|R-L| - R_S} \tau. \quad (21)$$

In the Newtonian limit (13) we recover the identity of times. Notice that for an external observer, the time diverges when $|R-L|$ approaches R_S .

In order to compare oscillation frequencies as measured by the proper time of the pendulum τ , denoted ω_τ , with frequencies measured by the coordinate time t of an external observer, denoted ω_t , we need to express the harmonic approximation of (10) in terms of t . This is accomplished by a change of variables expressed as

$$\ddot{\theta}' = \left(\frac{dt}{d\tau}\right)^2 \frac{d^2}{dt^2} \theta', \quad (22)$$

which leads to the harmonic equation in t

$$\frac{d^2}{dt^2} \theta' + \left(\frac{d\tau}{dt}\right)^2 \omega_\tau^2 \theta' = 0. \quad (23)$$

Thus, using (21) the relation between the proper frequency ω_τ and the time-coordinate frequency ω_t is given by

$$\omega_t = 2 \left| \frac{|R-L| - R_S}{2|R-L| - R_S} \right| \omega_\tau. \quad (24)$$

This gives us the relation between the proper period T_τ of the pendulum and its coordinate period T_t .

V. HARMONIC OSCILLATIONS IN THE ANGULAR VARIABLE

Now is time to work on the angular equation (10) since we are interested in finding whether it can host an isochronous

motion in the limit of small oscillations about the equilibrium point $\theta' = \pi$ in the pendulum spherical coordinates. This means that we have to get rid off the first derivatives in θ' and t by using the constraints of the conservation of energy (11) and the normalization of the 4-velocity in the new coordinates (12) as we did with the time-coordinate geodesic equation. Thus, the equation of motion for the angular variable θ' of the pendulum in GR turns out to be:

$$\ddot{\theta}' + \left[\frac{\Gamma'_{00}}{g'_{00}} - \frac{\Gamma'_{22}}{g'_{00}g'_{22}} \right] \frac{E^2}{c^2} + \frac{\Gamma'_{22}}{g'_{22}} c^2 = 0. \quad (25)$$

The linearization of this equation about the equilibrium point $\theta' = \pi$ yields the value of the proper frequency ω_τ of the pendulum oscillations in General Relativity,

$$\omega_\tau^2 = R_S R \frac{E^2 [2R|R-L| + L(|R-L| - R_S)] - 2c^4 R (|R-L| - R_S)}{2c^2 L^2 (R-L)^2 (|R-L| - R_S)^2}. \quad (26)$$

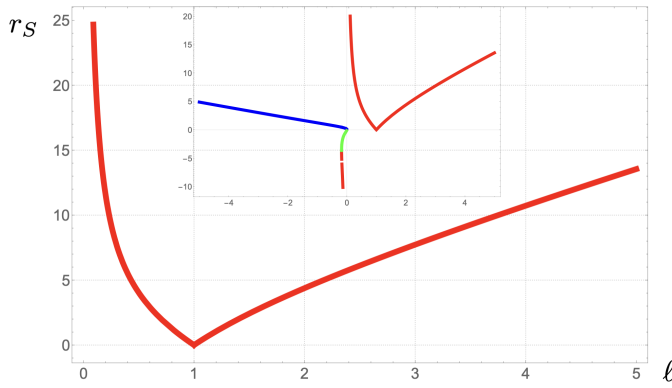


Figure 3. Plot of the zeros of the oscillation frequencies ω_τ^2 and ω_t^2 as given by the cubic equation (36) for positive values of ℓ (reduced length of the pendulum) and r_S (reduced Schwarzschild radius). This gives rise to the qualitative picture shown in Fig. 4. The inset shows the three solutions of the cubic for arbitrary values of the parameters.

Using the conversion factor (24) we also obtain the expression for the time-coordinate frequency ω_t for the pendulum. Having a well-defined linearization is not enough to guarantee the isochronous motion of the pendulum. Additionally, the frequency must not depend on the initial conditions such as the initial amplitude of the mass m . Apparently, the expression (26) seems to violate that condition since it depends on the particle's energy E , which in turn is dependent on the initial conditions. However, as can be seen from the expressions of the energy (11) and its approximation for small oscillations (18), neither the proper frequency of oscillations nor the coordinate-time frequency does depend on the initial condition. Then, GR does not break the isochrony and the pendulum can be a good mechanical clock as a matter of principle.

To test the consistency of the GR expression for the fre-

quency of oscillation (26), it must reproduce the corresponding value in Newtonian gravitation for the field generated by a point source of mass M and also the traditional value of Galileo-Huygens for a constant gravitational field. This limit corresponds to disregarding the gravitational part in the energy (16) keeping just the mass contribution and at the same time, disregarding the Schwarzschild radius R_S versus any other distance. Taking first the limit in the energy we arrive at the expression,

$$\omega^2 \approx GM \frac{R [L(|R-L| - R_S) + 2RR_S]}{L^2 (R-L)^2 (|R-L| - R_S)^2} \quad (27)$$

and then the limit in the Schwarzschild radius, we finally obtain

$$\omega^2 \approx GM \frac{R}{L(|R-L|)^3}. \quad (28)$$

This is in full agreement with the frequency obtained in Newtonian gravity for the small oscillations associated to the Lagrangian

$$L/m = \frac{1}{2} L \dot{\theta}'^2 + \frac{GM}{\sqrt{R^2 + L^2 + 2RL \cos \theta'}}. \quad (29)$$

Furthermore, when the length of the pendulum is much smaller than the distance to the gravitational source M , i.e., $L \ll R$ then

$$\omega^2 \approx \frac{g}{L}, \quad (30)$$

with $g = \frac{GM}{R^2}$ the acceleration of gravity. This is the celebrated Huygens formula for the period of the simple pendulum: $T = 2\pi \sqrt{\frac{L}{g}}$.

VI. ANOMALIES OF THE PENDULUM CLOCK IN GR

Although we have seen that the pendulum's isochrony is not violated in GR, there is still the important issue of how accurate can the pendulum be when working as a mechanical clock

$$\omega_\tau^2 = GMR \frac{\left(1 - \frac{R_S}{2|R-L|}\right)^2 [2R|R-L| + L(|R-L| - R_S)] - 2R(|R-L| - R_S)}{L^2(R-L)^2 (|R-L| - R_S)^2} \quad (31)$$

The dependency on the Schwarzschild radius R_S represents the novel General Relativistic effect with respect to the Newtonian gravitation (28). Next, we study the limiting cases for the pendulum's frequency as a function of the three relevant coordinate parameters controlling its behaviour: L , R and R_S . Varying R_S amounts to varying the mass M of the gravity source field. As a general remark, whenever the GR effects are relevant, we shall avoid to use the notion of proper lengths associated with these parameters since they have originated from a particular coordinate system (Schwarzschild) and in GR coordinates are just labels for events, not proper times or lengths. The latter are calculated by means of the metric. Since there are several possible choices of reference frames or observers, we shall keep the discussion of the dependency of (31) on its parameters as simple as possible by considering its direct and plain dependence on them. In order to obtain a more realistic and meaningful notion of distances we have to choose a certain observer depending on our particular interest. This could be a free-falling local observer or a shell local observer standing on a shell of a given radius (similar to an observer living on the Earth's surface) and so on and so forth. Thus, what we are considering is a Schwarzschild observer who is just a bookkeeper. The ultimate meaning of the forthcoming analysis will depend on its conversion to particular local observers who make measurements and convert them to Schwarzschild coordinates for the bookkeeper. It is in this sense that a general view of the proper and coordinate frequency landscapes is shown in Fig.2.

A. Diverging Proper and Coordinate Frequencies

In the Newtonian expression for the frequency (28), it is possible to have a singularity by adjusting the length of the pendulum L to match the distance from the pendulum to the gravitational source R . This is no surprise because this represents the highly unrealistic situation where the pendulum mass is at the singularity of the gravitational field. However, the GR effects allow us to produce a diverging frequency by adjusting the Schwarzschild radius R_S in the denominator of

for time keeping. With the first pendulum clock, Huygens was able to measure time with an accuracy of 1 s by choosing the length of the pendulum of about 1 m. Thus, the accuracy of a given clock increases with its oscillation frequency. We can use the expression (26) to study the accuracy of the pendulum clock depending on the external parameters that govern this behaviour. Substituting (18) into (26) and simplifying yields,

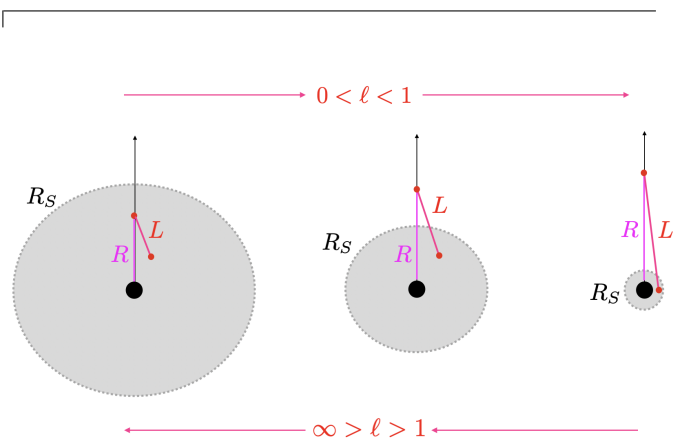


Figure 4. Pictorial representation of the relative relations among the length of the pendulum L , the distance R to the mass M and the Schwarzschild radius R_S when the zeros plotted in Fig.3 occur signaling the vanishing of the oscillation frequencies of the pendulum. This always occurs when some component of the pendulum is inside the Event Horizon.

proper frequency ω_τ (31) to match the condition:

$$|R - L| = R_S \neq 0. \quad (32)$$

This corresponds to the pendulum mass m grazing the north or the south pole of the event horizon around the mass M . Then we would have a very high accuracy clock swinging so fast that has a vanishing period T . These two diverging branches are clearly visible in Fig.2 along with the Newtonian branch $L = R$.

Notice that this has an important consequence: by varying the length of the pendulum L , keeping R constant, it is possible to detect the existence of an event horizon. This is very curious because we are using the pendulum's proper time τ , and not the coordinate time t of an external observer. Note that, in the case of free-fall motion, it does not detect anything anomalous when crossing the event horizon [3–5]. With a pendulum, we can detect R_S as a singularity in the proper frequency of oscillation.

Interestingly, when the proper frequency ω_τ diverges at (32), the coordinate time frequency ω_t remains finite due to the conversion factor (21). However, a different divergence appears in the coordinate frequency at half the Schwarzschild radius

$$|R - L| = \frac{1}{2}R_S \neq 0. \quad (33)$$

At this value the energy E of the pendulum vanishes (18) and the conversion factor (24) diverges. This corresponds to the pendulum mass m grazing half the north or the south pole of the event horizon around the mass M , meaning that the pendulum is well inside the EH. Correspondingly, the proper frequency does not diverge at the Schwarzschild radii (33).

B. Vanishing of Proper and Coordinate Frequencies

The possibility of vanishing the proper and coordinate oscillation frequencies (24), (31) of the pendulum is a genuinely

$$\left(1 - \frac{R_S}{2|R-L|}\right)^2 [2R|R-L| + L(|R-L| - R_S)] - 2R(|R-L| - R_S) = 0. \quad (34)$$

This becomes a cubic equation in R_S . In the following, it is convenient to deal with dimensionless variables by measuring R_S and L in units of R . Thus, introducing the new variables

$$r_S := \frac{R_S}{R}, \quad \ell := \frac{L}{R}, \quad (35)$$

we can write the cubic equation as

$$\frac{\ell}{4(1-\ell)^2} r_S^3 - \frac{5\ell+2}{4|1-\ell|} r_S^2 + 2\ell r_S - |1-\ell| = 0. \quad (36)$$

Notice that the coefficients of this cubic cannot vanish for $\ell > 0$ and $\ell \neq 1$. The solution of this cubic equation must also fulfill the condition $0 < r_S \neq |1-\ell|, \frac{1}{2}|1-\ell|$. The realistic limit case $\ell \ll 1$ does not provide real solutions. Furthermore, we may seek approximate solutions by demanding $r_S \ll \frac{1}{2}|1-\ell|$ in (31). Then the vanishing condition turns out to be

$$r_S \approx |1-\ell| \left(\frac{\ell}{\ell-2}\right) \ll \frac{1}{2}|1-\ell|. \quad (37)$$

However, these solutions are unphysical since the reduced length ℓ becomes negative.

In order to obtain exact solutions to the cubic equation of the Schwarzschild radii (36) we use numerical methods to plot its solutions and search for results fulfilling all the constraints. The three roots are shown in Fig.3 for positive values in the positive quadrant. Notice that the realistic values r_S and ℓ correspond to the small region around the origin that are values much smaller than the distance of the support point of the pendulum to the field source M .

General Relativistic effect since in Newtonian gravity it cannot occur. This corresponds to a clock that has absolutely lost its accuracy with a period T becoming infinite. This does not mean that time itself has become frozen but the ability to measure it with a mechanical clock. This raises the question as to what extent can General Relativity be considered an intrinsically complete theory in cases in which even though isochrony is respected by the mechanical clock, its poor accuracy makes it useless for time keeping. Because of the frequency conversion factor (24), both the proper and coordinate oscillation frequencies share the same vanishing values in (31).

To gain more intuition about this possibility, let us search for these situations by finding the zeros of (31) whenever $|R-L| \neq 0$ and $R_S \neq |R-L|, 2|R-L|$ avoiding the singularities.

We shall consider the Schwarzschild radius R_S as the main variable since it represents the novel GR effects. The vanishing condition of the frequency (31) yields the following equation in R_S :

As the length parameter is close to $\ell \approx 0$ then the reduced Schwarzschild radius $r_S \rightarrow \infty$. When ℓ starts growing to 1, r_S starts decreasing. At a value of $\ell = 0.838662$ the reduced Schwarzschild radius $r_S = 1$ reaches the fulcrum of the pendulum. Then, for $0.838662 < \ell < 1$, the Schwarzschild radius reduces to 0 but it always encloses the mass m of the pendulum as shown in Fig.4. Conversely, as the parameter length of the pendulum starts becoming larger than the parameter distance of the fulcrum to the source mass M , namely $\ell > 1$, the Schwarzschild radius starts growing up rapidly and when $\ell = 1.18792$, it reaches again $r_S = 1$. From that onwards, the Schwarzschild radius is always bigger than $\ell - 1$, meaning that the fulcrum of the pendulum is always trapped inside the Event Horizon.

Another source of instabilities could arise in the oscillation frequencies if the values of ω_τ^2 in (31) become negative ruining the harmonic oscillator behaviour. In fact, from Fig.2 it is clearly visible the existence of those negative values. For example, when $\ell = 0.9$ and $r_S = 0.7$ we obtain $\omega_\tau^2 = -317.215$ (in reduced units $GM = R = 1$). The analysis of situations where this happens is rather cumbersome given the intricate structure of the oscillation frequencies. However, with the help of the Mathematica programming language is possible to show that the set of inequalities,

$$\omega_\tau^2 < 0, \ell, r_S > 0, r_S \neq |\ell-1|, \frac{1}{2}|\ell-1|, r_S < |\ell-1|, \quad (38)$$

yield no solutions. This means that the instabilities in the proper and coordinate frequencies only occur under extreme conditions: either the fulcrum or the pendulum mass or both

remain inside the Event Horizon.

VII. CONCLUSIONS

Galileo is credited to be the first one to realize that isochrony was the crucial property that allowed a simple pendulum to be used as a mechanical clock. Subsequently, Huygens constructed the first pendulum clock and revolutionized the part of metrology devoted to time keeping.

One of the distinctive features of the theory of General Relativity (GR) is the necessity to abandon time as an absolute magnitude independent of the reference frame. In turn, this translates into the need to specify which system of reference or observer we are using to specify time. What is always assumed in GR is that we have a clock at our disposal to measure time in any circumstance. Here we have asked the question of what is the fate of isochrony of the simple pendulum in the hypothetical circumstances in which the pendulum is subject to truly GR effects. This study is ideal in many regards. For instance, the string of the pendulum is assumed to be strong enough to keep up with the gravitational pull without breaking.

We have found that in GR we can use a simple pendulum as a mechanical clock abiding by its laws and, as a matter of principle, to measure time within the theory itself without resorting to other devices whose functioning is outside the theory of GR, like clocks based on quantum mechanics. It is in this sense that GR can be considered a complete theory with respect to measuring time. In doing so, this study allows us to make a tour through the history of classical mechanics from Einstein to Newton and Galileo.

We have provided explicit formulas for the proper and coordinate oscillation frequencies of the simple pendulum subject to the gravity field of a point-like mass M as a function of its coordinate parameters L (length of the pendulum), R (distance to the gravity source M) and the Schwarzschild radius R_S (26),(31). Thus, several unstable situations are identified that may yield divergences, zeros or imaginary values for the oscillation frequencies (32),(33), (36), (38). In particular, the set of Schwarzschild radii that may produce vanishing values of the oscillation frequencies satisfy a cubic equation whose coefficients depend on the length L and distance R (36). Interestingly, all these anomalies get hidden inside the Event Horizon.

The existence of isochronous motion compatible with GR can be posed on general grounds by means of equations (3) and (2). This notion of isochrony is strong in the sense that no approximations are made, like small oscillations about an equilibrium position. Thus, it remains open to find solutions of the Einstein field equations breaking isochrony with purely gravitational interactions. In addition to the simple pendulum, there are other alternatives of mechanical devices to make a clock in GR like the torsional pendulum but the external force is not gravitational in origin.

We have followed a more practical approach and sought solutions to the geodesic equations that can host isochronous motion as well in the case of small oscillations. Our method-

ology, being analytical, relies heavily on symmetries of the metric tensor such as time t independence (energy) and ϕ independence (angular momentum). With eqs. (6) it is also possible to study GR effects in the spherical pendulum, in which the angle ϕ becomes dynamical. It is conceivable that this method can be applied to other instances of metrics like the Reissner-Nordstrom and Kerr-Newman. The latter would be the way to find the generalization of the Foucault pendulum in GR in the chargeless case. Similarly, a mathematically interesting problem is to check whether the non-linear function in the harmonic approximation to the angular equation of motion (25) can be expressed in terms of elliptic functions since it is constructed by means of trigonometric functions but in a rather intricate way.

ACKNOWLEDGMENTS

We acknowledge support from the CAM/FEDER Project No.S2018/TCS-4342 (QUITEMAD-CM), Spanish MINECO grants MINECO/FEDER Projects, PGC2018-099169-B-I00 FIS2018, MCIN with funding from European Union NextGenerationEU (PRTR-C17.I1) an Ministry of Economic Affairs Quantum ENIA project. M. A. M.-D. has been partially supported by the U.S.Army Research Office through Grant No. W911NF-14-1-0103.

Appendix A: Schwarzschild Metric in the Pendulum Coordinates

To derive the new components of the Schwarzschild metric in the pendulum spherical coordinates (ct, r', θ', ϕ) , let us perform the change of coordinates from eqs. (6)

$$\begin{aligned} g'_{00} &= S(r', \theta'), \\ g'_{11} &= - [S^{-1}(r', \theta') F_{r'}^2(r', \theta') + F^2(r', \theta') G_{r'}^2(r', \theta')], \\ g'_{22} &= - [S^{-1}(r', \theta') F_{\theta'}^2(r', \theta') + F^2(r', \theta') G_{\theta'}^2(r', \theta')], \\ g'_{12} &= - [S^{-1}(r', \theta') F_{r'}(r', \theta') F_{\theta'}(r', \theta') \\ &\quad + F^2(r', \theta') G_{r'}(r', \theta') G_{\theta'}(r', \theta')], \end{aligned} \tag{A1}$$

where the subscripts r' and θ' in functions F, G denote the partial derivatives with respect to those coordinates. Using the pendulum spherical coordinates (6), the expressions of the

functions F, G and their derivatives take the following form:

$$\begin{aligned}
F^2(r', \theta') &= R^2 + r'^2 + 2Rr' \cos \theta' & (A2) \\
F_{r'}^2(r', \theta') &= \frac{(r' + R \cos \theta')^2}{R^2 + r'^2 + 2Rr' \cos \theta'} \\
F_{\theta'}^2(r', \theta') &= \frac{(Rr' \sin \theta')^2}{R^2 + r'^2 + 2Rr' \cos \theta'} \\
F_{r'}(r', \theta') F_{\theta'}(r', \theta') &= -\frac{(r' + R \cos \theta')}{R^2 + r'^2 + 2Rr' \cos \theta'} Rr' \sin \theta' \\
G_{r'}(r', \theta') &= \frac{Rr' \sin \theta'}{R^2 + r'^2 + 2Rr' \cos \theta'} \\
G_{\theta'}(r', \theta') &= \frac{r'(r' + R \cos \theta')}{R^2 + r'^2 + 2Rr' \cos \theta'}
\end{aligned}$$

Appendix B: New Christoffel Symbols

We need to compute the Christoffel symbols for the Schwarzschild metric in the pendulum spherical coordinates. As now the metric is no longer diagonal, this amounts to computing first the inverse of the following 2×2 matrix:

$$g'_{2 \times 2} := \begin{pmatrix} g'_{11} & g'_{12} \\ g'_{12} & g'_{22} \end{pmatrix} \quad (B1)$$

namely,

$$(g'_{2 \times 2})^{-1} := \frac{1}{g'_{11}g'_{22} - (g'_{12})^2} \begin{pmatrix} g'_{22} & -g'_{12} \\ -g'_{12} & g'_{11} \end{pmatrix} \quad (B2)$$

Then, the Christoffel symbols in the new coordinates are computed starting from its definition:

$$\Gamma'_{\mu\nu}{}^\lambda := \frac{1}{2} g'^{\lambda\alpha} \left(\frac{\partial g'_{\alpha\mu}}{\partial x'^\nu} + \frac{\partial g'_{\alpha\nu}}{\partial x'^\mu} - \frac{\partial g'_{\mu\nu}}{\partial x'^\alpha} \right) \quad (B3)$$

where x'^μ are the pendulum spherical coordinates defined in (6).

$$4\ell^4 - 4\ell^3(3 + 2r_S) + \ell^2(12 + 16r_S + 5r_S^2) - \ell(4 + 8r_S + 3r_S^2 + r_S^3) - 2r_S^2 = 0, \quad (C1)$$

while for $\ell > 1$,

$$4\ell^4 + 4\ell^3(-3 + 2r_S) + \ell^2(12 - 16r_S + 5r_S^2) + \ell(-4 + 8r_S - 3r_S^2 + r_S^3) - 2r_S^2 = 0. \quad (C2)$$

We shall be interested in the Christoffel symbols appearing in the geodesic equations of motion for the new angular coordinate θ' and the time coordinate t , corresponding to the superscripts $\lambda = 2, 0$ in eq. (B3). For the angular coordinate, we find

$$\begin{aligned}
\Gamma'_{00}{}^2 &= -\frac{1}{2} \frac{1}{g'_{11}g'_{22} - (g'_{12})^2} \left(-g'_{12} \frac{\partial g'_{00}}{\partial r'} + g'_{11} \frac{\partial g'_{00}}{\partial \theta'} \right), & (B4) \\
\Gamma'_{02}{}^2 &= 0, \\
\Gamma'_{22}{}^2 &= \frac{1}{2} \frac{1}{g'_{11}g'_{22} - (g'_{12})^2} \left[-\left(2 \frac{\partial g'_{12}}{\partial \theta'} - \frac{\partial g'_{22}}{\partial r'} \right) + g'_{11} \frac{\partial g'_{22}}{\partial \theta'} \right].
\end{aligned}$$

As for the Christoffel symbols for the time coordinate, we have

$$\begin{aligned}
\Gamma'_{00}{}^0 &= 0, & (B5) \\
\Gamma'_{22}{}^0 &= 0, \\
\Gamma'_{02}{}^0 &= \frac{1}{2g'_{00}} \frac{\partial g'_{00}}{\partial \theta'},
\end{aligned}$$

Appendix C: Quartics for the Coordinate Length of the Pendulum

In section VI we have analysed the vanishing of the oscillation frequencies as a function of the Schwarzschild radii since this is the natural parameter to assess the GR effects in those frequencies through the cubic equation (36). Alternatively, we can also use the coordinate length parameter L to carry out that study. For completeness, we write the quartic equation for the zeroes of the oscillation frequencies in terms of this parameter as follows. For $\ell < 1$, we obtain

[1] A. Einstein. *Relativity: The Special and General Theory* (Translation 1920), New York: H. Holt and Company (1916).

[2] L. Gilder. *The age of entanglement: when quantum physics was*

- reborn*. New York. Alfred A. Knopf, Year (2008).
- [3] C. Misner, K.S. Thorne and J. Wheeler. *Gravitation*. W. H. Freeman and Company (1973).
- [4] S. M. Carroll. "Lecture Notes on General Relativity: The Schwarzschild Solution and Black Holes". arXiv:gr-qc/9712019
- [5] W. Rindler. *Essential Relativity: Special, General, and Cosmological* (revised 2nd ed.). New York: Springer Verlag (1977).
- [6] A.P. Lightman, W.H. Press, R.H. Price, S.A. Teukolsky. *Problem Book in Relativity and Gravitation*. Princeton University Press, 1975.