

NEWSKVQA: Knowledge-Aware News Video Question Answering

Pranay Gupta¹ and Manish Gupta^{1,2}[0000–0002–2843–3110]

¹IIIT-Hyderabad, ²Microsoft
India

pranay.gupta@research.iiit.ac.in, gmanish@microsoft.com

Abstract. Answering questions in the context of videos can be helpful in video indexing, video retrieval systems, video summarization, learning management systems and surveillance video analysis. Although there exists a large body of work on visual question answering, work on video question answering (1) is limited to domains like movies, TV shows, gameplay, or human activity, and (2) is mostly based on common sense reasoning. In this paper, we explore a new frontier in video question answering: answering knowledge-based questions in the context of *news videos*. To this end, we curate a new dataset of $\sim 12\text{K}$ news videos spanning across ~ 156 hours with $\sim 1\text{M}$ multiple-choice question-answer pairs covering 8263 unique entities. We make the dataset publicly available¹. Using this dataset, we propose a novel approach, NEWSKVQA (Knowledge-Aware News Video Question Answering) which performs multi-modal inferencing over textual multiple-choice questions, videos, their transcripts and knowledge base, and presents a strong baseline.

1 Introduction

Visual Question Answering (VQA) aims at answering a text question in the context of an image [3]. The questions can be of various types: multiple choice, binary, fill in the blanks, counting-based [1], or open-ended. Most methods for VQA use either basic multimodal fusion of language and image embeddings [11], attention-based multimodal fusion [30] or neural module networks [8]. More recently, newer problem settings have been proposed as extensions of the basic VQA framework like Text VQA [24], Video QA [34], knowledge-based VQA [23] and knowledge-based VQA for videos [5]. Extending on this rich literature, we propose a novel problem setting: entity-based question answering in the context of news videos.

Recently multiple datasets have been proposed for knowledge-based VQA and video VQA. However, many of these questions do not actually make use of the image and knowledge graph (KG) information in a holistic manner. Thus, questions in such datasets can be often answered by using just the image information, or the associated text or a limited KG of dataset-specific entities. We fill this gap by contributing a dataset where each question can be answered only by an effective combination of video understanding, and knowledge-based reasoning. Further, current domain-specific video VQA work

¹<https://tinyurl.com/videoQADData>

is limited to domains like movies, TV shows, gameplay and human activity. In this paper, we focus on the news domain since news videos are rich in real-world entities and facts, and linking such entities to Wikipedia KG and answering questions based on such associations is of immense practical value in video indexing, video retrieval systems, video summarization, learning management systems and surveillance video analysis.



Fig. 1: Examples of questions for a video on “PM Modi and President Trump attends Namaste Trump event in Ahmedabad, Gujarat”². For every question, we show question type (refer Table 2), question, options and answer (A.).

Our dataset gathered from 12094 news videos spanning 156 hours contains 1041352 multiple-choice question-answer pairs with links to 8263 unique Wikipedia entities. All the questions are centered around entities of person type and involve different levels of KG as well as visual reasoning complexity. Questions with high KG complexity need multiple hops of inference over KG nodes. Questions with high visual complexity require multi-frame reasoning, person-person positional relationship inference or person-object relationship inference. We have ensured that incorrect answer options are selected carefully to avoid bias. Fig. 1 shows examples of questions for a video².

For question answering, we present results using a strong baseline which uses a combination of signals across different modes. Given the input video, there are three main sources of knowledge – text, visual and KG. From the visual part, we can retrieve object boundaries, object names, celebrities, and image representation using popular CNN models like ResNet [7]. For the text modality, the question, candidate answer (or option), transcript are used as input. Finally from KG, we can leverage KG facts for entities extracted from transcript (person type entities) or visual frames (using celebrity detection). Text as well as KG signals are processed using pretrained BERT model. Finally, we concatenate image as well as text representations and connect this to a dense layer followed by an output softmax layer to come up with the final prediction.

²https://www.youtube.com/watch?v=1EQ2J_Z1DdA

In this paper, we make the following main contributions. (1) We build a large dataset for knowledge-aware video QA in the news domain. We make the dataset publicly available¹. (2) We carefully design questions and candidate answers such that (a) they need to use both visual information from videos and KG signals to be answered (b) they are diverse with respect to answer types, leverage diverse set of entities, and involve different levels of KG as well as visual reasoning complexity. (3) We experiment with a strong baseline method which leverages different combinations of signals across visual, text and KG modes to achieve good accuracy across various question types.

2 Related Work

| Dataset | Domain | # Video Clips | # QAs | Answer Type | KG | Entity-Set |
|------------------------|----------------|---------------|---------|-------------|----|------------|
| Youtube2TextQA [6] | Human activity | 1987 | 122708 | MCQ | ✗ | none |
| MovieQA [25] | Movies | 6771 | 14944 | MCQ | ✗ | closed |
| PororoQA [13] | Cartoon | 16066 | 8913 | MCQ | ✗ | closed |
| MarioQA [20] | Gameplay | - | 187757 | MCQ | ✗ | none |
| TGIF-QA [9] | Animated GIFs | 71741 | 165165 | Open+MCQ | ✗ | none |
| Movie-FIB [18] | Movies | 118507 | 348998 | Open | ✗ | closed |
| VideoQA [34] | Generic | 18100 | 175076 | Open | ✗ | none |
| MSRVTT-QA [29] | Generic | 10000 | 243680 | Open | ✗ | none |
| MSVD-QA [29] | Generic | 1970 | 50505 | Open | ✗ | none |
| TVQA [14] | TV shows | 21793 | 152545 | MCQ | ✗ | closed |
| ActivityNetQA [31] | Human activity | 5800 | 58000 | Open | ✗ | none |
| Social-IQ [32] | Human Intent | 1250 | 7500 | MCQ | ✗ | none |
| KnowIT VQA [5] | TV shows | 12087 | 24282 | MCQ | ✓ | closed |
| TVQA+ [15] | TV shows | 4198 | 29383 | MCQ | ✗ | closed |
| NEWSKVQA (ours) | News | 12094 | 1041352 | MCQ | ✓ | open |

Table 1: Description of Video Question Answering Datasets

Knowledge-Based Visual Question Answering: Besides typical multi-modal fusion-based methods, VQA can also be effectively done by combining image semantic representation with external information extracted from a general knowledge base. Initial systems focused on common sense-enabled VQA [2,11,33]. In this line of work, datasets like KB-VQA [26] and FVQA [27] were centered around common nouns, and contain only a few images. They are far more restricted in terms of logical reasoning complexity required as compared to later datasets in this area. More recent systems leverage factual information about entities by fusing multi-modal image information with knowledge graphs (KG). Zhu et al. [35] create a specific knowledge base with image-focused data for answering questions under a certain template, whereas more generic approaches like [28] extract information from external knowledge bases, such as DBpedia, for improving VQA accuracy. R-VQA [17] has questions requiring information about relational facts to answer. KVQA [23] is a dataset where multi-entity, multi-relation, and multi-hop reasoning over KGs is needed for VQA. OK-VQA [19] has free-form questions without knowledge annotations. Knowledge-based approaches have mainly focused on fusing KG facts with image representations. We extend this line of work to leverage knowledge from KG facts for answering questions based on *videos*. **Video Question Answering:** Beyond images, recently multiple video question answering datasets have been proposed as described briefly in Table 1. To the best of our knowledge, we are the first to propose a video question answering dataset focused on the

news domain. Most of the datasets shown in Table 1 do not use external knowledge from KGs. Only KnowITVQA utilizes in-domain facts about entities in popular sitcoms. Unlike these datasets, we link videos with actual entities in Wikipedia and our proposed dataset contains questions which leverage multi-hop inference on the Wikipedia KG around such entities. Thus, only our dataset has questions related to an open entity set unlike other methods where the set of entities is limited to say characters in sitcoms or none. Also, like many other methods, questions in our dataset are of MCQ (multiple choice questions) form.

3 NEWSKVQA Dataset Curation

We introduce the novel NEWSKVQA dataset for exploring entity based visual QA in news videos using KG. Answering each question requires inferences over multiple modalities including video, transcripts and facts from the KG. The questions exploit the presence of multiple entities in news videos and the spatial-temporal semantics between the objects and the concerned person entities. Questions are further augmented using multi-hop facts about the entities from the KG and the transcripts.

3.1 Initial Data Collection

Video Collection A total of 2730 English news videos are sourced from six Youtube channels of three popular news media outlets: USA today, Al Jazeera and Washington Post such that each video is less than 10 minutes in length. The videos belong to the following domains: entertainment, sports, politics and life. The titles, descriptions and the transcripts are downloaded along with the videos. Each video spans 3.43 minutes on average. These raw videos are converted into ~ 30 sec clips by combining the consecutive shots detected via shot boundary detection³. Shots smaller than 30 sec were combined with next shots until a clip of length ≥ 30 sec is obtained. The aligned transcripts are also split according to the shot boundaries. Overall, the dataset contains 12094 clips. Each clip has a transcript with ~ 78 words on average. Code + data are publicly available¹.

Entity Recognition Assuming that the main person entities in video clips would be named in the transcripts, we employ a text entity linker⁴ to retrieve the entities from transcripts. This led to ~ 4.43 entities per clip on average. We retained only those entities with confidence score > 0.1 . Top five entity types were human, business, film, city and country. There were a total of 8263 unique entities of which 1797 are of human type.

To temporally localize the entities within video clips, we fine-tune a face detection and recognition module⁵, for all the entities retrieved from transcripts. We finetune this model using a collection of 100 images per entity obtained from Google image search. Next, keyframes are sampled with a stride of 3 seconds from the video clips. The bounding boxes and the faces predicted by the face detection and recognition module in each keyframe are stored. In multi-person images, the bounding boxes and the detected

³ffmpeg implementation of shot boundary detection

⁴The entity linker offered by Microsoft Azure Cognitive Text Analytics Services API

⁵<https://github.com/Giphy/celeb-detection-oss>

caption with a templated question about the relation in the knowledge base associated with the entity. E.g., a generated caption, ‘A person standing behind a microphone’, is changed to, ‘Who is the mother of the person standing behind the microphone’. Question templates for question related to every type of relation (relevant to a person entity) are manually created. In total, we have 30 such templates. Further if multiple keyframes within a video have the same caption, the question is augmented using the time of appearance of the keyframe. E.g., ‘Who is the mother of the person standing behind the microphone *in the beginning one third of the video?*’. For multi-person keyframes, we leverage the knowledge of the spatial ordering of the entities in the keyframe and use positional indicators like ‘leftmost’, ‘second to the rightmost’, etc. to refer to the person being questioned about in the keyframe. E.g., ‘Who is the mother of the *second from the left* amongst the persons standing next to each other in the beginning one third of the video?’ All these heuristics help us obtain questions of type Q5 where the question is centered around visual entity (i.e., entity described in the video) using (1) hints from the generated captions, and (2) facts from KG. Formally, given a KG fact, $\langle e_1, r, e_2 \rangle$, Q5 questions were formed using visual entity (whose description is obtained from captions) as e_1 , KG based relation as r and expected e_2 as the answer.

Generating questions with binary answer type Given a KG fact, $\langle e_1, r, e_2 \rangle$, another way to frame questions is to check if e_2 is mentioned in the video or transcript, given visual entity e_1 and r in the question. This leads to questions of type Q1. E.g., ‘Is the mother of the person standing behind the microphone mentioned in the video?’ Further, more complex questions (such as of type Q6) can be designed such that given two facts $\langle e'_1, r', e'_2 \rangle$ and $\langle e''_1, r'', e''_2 \rangle$, visual entities e'_1 and e''_1 appearing in two different keyframes in the same video, the question may contain e'_1 , e''_1 , r' and r'' and asks to check if e'_2 and e''_2 are the same. E.g., ‘Is the occupation of the rightmost amongst the persons standing in a room with a clock on the wall the same as the occupation of the rightmost amongst the persons standing next to each other?’

Generating questions with relation as answer type Questions that expect r as answer can be created by including both e_1 and e_2 in the question. While we fix e_2 to be always visual entity (to ensure that all our questions need video for answering), e_1 can be a KG entity like in questions of type Q4. E.g., ‘How is Paris related to the country of citizenship of the person standing behind the mic?’.

The choice of r for generating such questions needs to be done carefully to avoid trivial/obvious questions. Consider these examples: (1) ‘What is the relation between North America and the country of the citizenship of the person behind the microphone?’ with the answer ‘Continent’. (2) ‘What is the relationship between Fordham University and the person standing behind the microphone?’ with answer ‘educated at’. In the KG, ‘North America’ is only related to other entities as a ‘continent’, similarly ‘Fordham University’ is related to other person entities only as an ‘alma mater’. Hence, we prune away questions where (t_1, t_2) is very frequently related to relation r (rather than other relations) where t_1 and t_2 are types of entities e_1 and e_2 resp.

Generating questions involving transcript entities Sometimes, transcripts contain (non-person) entities which are not visualized in the video, and hence transcripts can mention novel entities. We combine such transcript entities with visual entities to create questions where answer type is binary (Q2) or relation (Q3).

The first set of questions, inquire whether the visual entities are related to the transcript entities. Thus, e_1 , e_2 and r are mentioned in the question, and the answer could be Yes or No. E.g., ‘Is the country of citizenship of the person standing behind the microphone mentioned in the video?’ We create similar questions using multi-hop relationships of the transcript entities and visual entities. E.g., ‘Is the father of the \langle transcript entity \rangle mentioned in the video, same as the person standing behind the microphone?’ However directly using the transcript entity in the question would trivialize the answering process, therefore we use a representative description of the transcript entity. For this, we leverage entity descriptions provided as part of our KG. Thus the question is converted to, ‘Is the father of the 45th president of the USA same as the leftmost amongst the persons posing for a picture?’. Actor/actress entities often have very similar descriptions in the KG, hence for such entities, the description is augmented with information about their latest movies/shows. E.g., for ‘Steve Carell’, the generated question would be ‘Is the child of the American actor who acted in the movie The Office, same as the leftmost amongst the persons standing next to each other in the video?’

The second set of questions mention transcript entity as e_1 and visual entity as e_2 in the question and seek relation r as the answer. E.g., ‘How is the 45th president of the United States mentioned in the video related to the country of citizenship of the leftmost amongst the persons posing for a picture?’ with the answer ‘*Head of Government*’. We randomly remove the questions about the most frequent transcript entities as a bias correction step.

Generating questions based on video durations We further create 3 types of questions (Q7, Q8, Q9) about entities spanning across larger video durations. Firstly, we create questions (of type Q7) about the entities, which appear more prominently in the video, e.g., ‘What is the alma mater of the celebrity appearing in more than half of the video?’.

Secondly, we create questions (of type Q8) regarding what each entity in the video is doing across different keyframes in the video. Similar to the transcript entity questions, the keyframe entity is referenced in the question using the description. E.g., ‘Which statement best characterizes the American internet personality present in the video?’ with answer: ‘*leftmost amongst the persons standing in a room with a clock on the wall and person with yellow shirt holding a mic*’. The answer is extracted from the keyframe captions, expressing the entity relationship with the object and/or other persons in the keyframe. Of course, we omit keyframes with same captions.

Finally, we create questions (of type Q9) about the most common relation among the entities appearing within a span of the video. E.g., ‘What is the nationality of the celebrities highlighted in the beginning one third of the video?’ The common nationality of more than 50% of the entities within the span is chosen as the answer. If less than 50% of the entities have the common entity then the question is removed.

3.3 Option generation

We select 3 options for each of the generated questions in addition to the correct answer, however the procedure for generating the options differs according to the question type. For Q5, where the answer is an entity, other entities of the same entity type as the correct answer are chosen as options. E.g., for the correct answer “United States”, other countries are chosen as options. Since, randomly choosing the options adds a bias to-

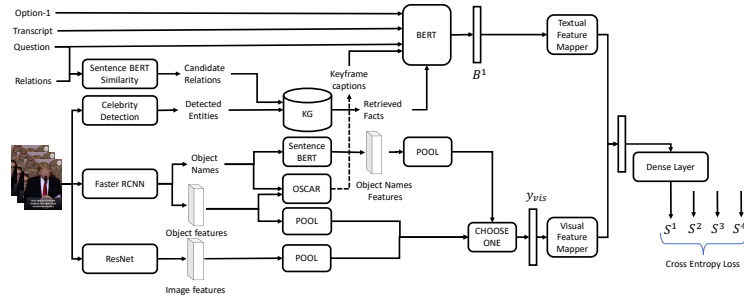


Fig. 3: NEWSKVQA System Architecture

wards the more frequently occurring correct answers, entities which are approximately as frequent as the correct answer are chosen as options. The max frequency with which an entity can be a correct answer is set to 300.

For Q4, where answer type is a relation, the other relations associated with the entity whose relation is being asked about in the question are used as options. E.g., for the question “How is the 45th president of the USA mentioned in the video related to the leftmost person amongst the persons standing in front of the mic?”, the options can be father, child, spouse, head of government, etc. In case less than 4 relations are present for the entity in discussion, then the remaining options are chosen randomly from the set of all possible relations. For binary questions, “yes” and “no” are the only two options. Similarly for the final person description questions the options are chosen randomly.

3.4 Dataset Analysis

On average, each clip has 86.10 questions and each question contains 24.02 words. Also, the KG contains information about 4400 different entity types. Other basic statistics related to our dataset are as follows: transcript size is 84.62 words, answers are on average 3.14 words long, average question size is 22.33 words, average number of facts per entity in our KG is 10.83 (including instance-of relationships). Table 2 reports the distribution of questions within each category. Fig. 2 shows the word cloud of various answer words and phrases across all question types in our dataset. Table 3 shows the distribution of binary answers across different question types. We show a word cloud of answers for questions with relation (Figs. 4 and 5) and entity (Fig. 6) answer types.

4 Knowledge-Aware Video QA Methodology

We first delineate our approach for question answering on our proposed NEWSKVQA dataset. As shown in Figure 3, we first extract relevant facts from the KG using the question and the entities recognized in the video. The answering module then processes these facts along with the question, transcripts and the generated captions.

Knowledge Base Fact Retrieval Given a question and its corresponding video, relevant facts can be retrieved using the entities present in the video and the property around which the question has been framed. Thus we begin by identifying celebrities present

| Type | Yes | No |
|------|-------|-------|
| Q1 | 14749 | 14542 |
| Q2 | 49351 | 46155 |
| Q6 | 26078 | 26078 |

Table 3: Distribution of answers (Yes/No) for questions with binary answers.

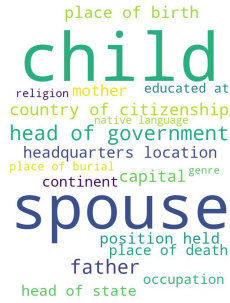


Fig. 4: Unique answers for questions of type Q3.

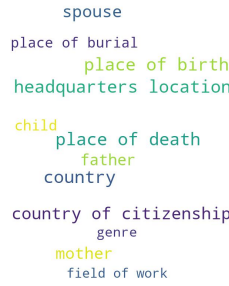


Fig. 5: Unique answers for questions of type Q4.

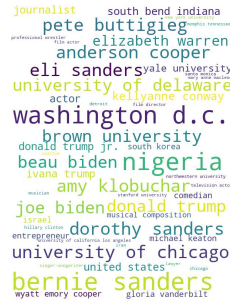


Fig. 6: 150 most frequent unique answers for type Q5.

in the video. For extracting relevant properties, we rank all the available properties based on their similarity scores with the question. The properties with the maximum similarity scores are chosen as candidate properties. The similarity scores are calculated as the cosine distance between the Sentence-BERT [21] embedding of the question and the properties. Both one and two hop facts pertaining to the detected entities and the candidate properties are extracted from the KG.

| Info. used | Method | Q1 | Q2 | Q3 | Q4 | Q5 | Q6 | Q7 | Q8 | Q9 |
|--|-------------|--------------|--------------|--------------|--------------|--------------|--------------|--------------|--------------|--------------|
| | Random | 50 | 50 | 25 | 25 | 25 | 50 | 25 | 25 | 25 |
| Options | Longest | 50.63 | 50.03 | 32.99 | 25.55 | 24.53 | 50.15 | 26.5 | 27.41 | 25.54 |
| | Shortest | 50.65 | 50.03 | 24.82 | 23.39 | 24.92 | 50.15 | 25.68 | 21.06 | 25.34 |
| Question + option | BERTSim | 57.97 | 51.84 | 48.05 | 40.11 | 28.22 | 51.94 | 29.94 | 27.31 | 30.45 |
| | QA | 50.35 | 50.53 | 24.45 | 25.84 | 24.37 | 50.24 | 23.65 | 26.87 | 23.97 |
| Transcript + question + option | BERTSim QTA | 53.17 | 55.12 | 38.57 | 34.99 | 28.19 | 54.21 | 29.89 | 26.62 | 29.96 |
| | QTA | 50.2 | 50.05 | 28.66 | 24.44 | 25.27 | 50.24 | 25.36 | 26.68 | 25.89 |
| Visual + transcript + question + option | QTCA | 50.46 | 50.66 | 26.93 | 25.5 | 24.94 | 50.06 | 25.36 | 25.73 | 25.62 |
| | QTONA | 57.34 | 50.51 | 74.99 | 57.84 | 33.23 | 53.09 | 37 | 39.66 | 34.80 |
| | QTOFA | 56.81 | 53.33 | 33.54 | 23.68 | 25.02 | 56.31 | 25.29 | 25.67 | 26.15 |
| | QTRA | 54.65 | 52.12 | 34.84 | 22.58 | 24.78 | 56.85 | 24.51 | 24.55 | 25.16 |
| KG facts + visual + transcript + question + option | QTCFA | 53.28 | 56.42 | 84.41 | 67.60 | 42.71 | 62.04 | 51.85 | 47.91 | 45.18 |
| | QTCONFA | 50.59 | 51.98 | 64.76 | 52.57 | 54.27 | 51.41 | 55.39 | 81.32 | 68.28 |
| | QTCOFFA | 51.66 | 54.36 | 64.09 | 51.69 | 52.39 | 51.66 | 53.09 | 80.78 | 67.28 |

Table 4: Main Results. Q=Question, T=Transcript, C=Caption, A=Answer, OF=Object features, ON=Object names, F=facts, R=ResNet.

Visual Information Extraction

(1) Image Features: For each of the keyframes, we extract the image features using an ImageNet-pretrained ResNet model. The features are average-pooled along the temporal dimension to obtain the final visual embedding (y_{vis}).

(2) Object Names: A pretrained Faster-RCNN [22] outputs objects within each keyframe. For each frame, we obtain 10 objects detected with the highest confidence scores. Then we select 10 most frequent objects from these candidates. For each of these object we retrieve their Sentence-BERT [21] embeddings.

(3) Object Features: We use the final layers features of Faster-RCNN for the 10 most frequent and confidently detected objects. To add positional information about the detected objects, we concatenate the features with the normalized bounding box coordinates of the detected object. For both object names and object features, the features are

first average-pooled along the temporal dimension and then concatenated along the object dimension to obtain the final embedding. Note that image features, object names or object features can be used to calculate y_{vis} .

(4) Image Captions: We generate captions of the keyframes using Oscar [16].

Answering Module Let q denote the input question, t be the transcript, c be the concatenated captions for all keyframes, f be all the concatenated KG facts, o^i be the i^{th} option. For $i \in (1, 2, 3, 4)$, we obtain BERT embeddings (B^i), using $y_{text}^i = [CLS] + q + t + c + [SEP] + f + o^i + [SEP]$ as input. We pass B^i through the text mapper and y_{vis} through the visual-information mapper. Both the mappers are one dense layer each. The text and visual-information mapper outputs are concatenated before being projected to a single score s^i . The score for the correct option out of the 4 (s^1, s^2, s^3, s^4) are maximized under cross entropy loss.

Reproducibility Details We use a pretrained BERT-large model to obtain a 1024D embedding B^i . For y_{vis} , with image features we get a 2048D embedding. We use 10 objects per keyframe for objects based embeddings and obtain 10240D (1024×10) embedding for Object names and 20560D ($(2048$ (faster-RCNN output) $+ 8$ (positional embedding)) $\times 10$ (#objects)) embedding for object features. Both textual mapper and visual-information mapper are dense layers that map B^i and y_{vis} to 512D vectors. All linear layers outputs are activated by ReLU. The score s_i is passed through a sigmoid activation. We finetune the final 2 layers of the BERT model along with the dense layers using Adam optimiser with a learning rate of 0.0001. The experiments were run with a batch size of 175 on a machine with 8 V100 GPUs with 32 GB RAM. Each experiment was run for 5 epochs. Note that we also make our code and dataset publicly available¹.

5 Experiments and Results

We perform extensive experimentation on our NEWSKVQA dataset using the following methods. (1) **Options**: We simply choose the longest option (Longest) or the shortest option (Shortest) as the answer. (2) **Question+Option**: In BERTSim, options with max cosine similarity with the question are selected. The embeddings are calculated using Sentence-Bert. QA is a simplification of our approach (Fig. 3) wherein only the question and the options are used to obtain $y_{text}^i = [CLS] + q + [SEP] + o^i + [SEP]$. BERT embedding B^i is directly projected to get the score s^i . (3) **Transcript+Question+Option**: In addition to the questions and the options the transcripts are also used to identify the correct answer. In BERTSim QTA, option with the maximum cosine similarity with the question and the transcripts is selected as the answer. QTA is an extension of QA wherein the question, the transcripts and the options are used to obtain $y_{text}^i = [CLS] + q + t + [SEP] + o^i + [SEP]$. (4) **Visual+Transcript+Question+Option**: We use visual information in addition to the question, option and transcript to determine the correct answer. In QTCA, visual information is conveyed using keyframe captions. Captions are fed through BERT as $y_{text}^i = [CLS] + q + t + c + [SEP] + o^i + [SEP]$. QTONA utilizes visual information in the form of object names. y_{text}^i is obtained using the q, t and o^i , while y_{vis} is obtained using object names. Similarly in QTOFA, y_{vis} is obtained using object features. Lastly, in QTRA, y_{vis} is obtained using the image features from ResNet. (5) **KG facts+Visual+Transcript+Question+Option**: Finally, we also exploit the KG facts for answering the questions. QTCFA extends QTCA by

adding KG facts to B^i generation. QTCONFA and QTCONFA follow the complete approach as illustrated in Fig. 3, the former uses object names while the latter uses object features to obtain y_{vis} .

Results In Table 4, we report the accuracies of individual question types for each experiment. From the table, we make the following observations: (1) In both Longest and Shortest, the performance is very close to random. Although with the longest answers, the accuracy is 8% more than random accuracy, the random accuracies for all the other cases indicates that there is negligible bias due to the length of the options. (2) BERT-Sim answers Q3 with 48% accuracy. Higher performance is also observed in the Q4 type. QA performs close to random. (3) Even with the Question, transcripts and options available, performance gain is absent. Similar to the BERTsim ablation, BERTsim QTA performs better on the Q3 and Q4 types. QTA performs close to random, signifying that questions, options and the transcripts alone are not enough to predict the correct answers. (4) Unsurprisingly, just adding the captions is also not enough to lift accuracies, QTCA performs close to random in all categories. However, incorporating visual information via object names (QTONA) shows improvements. With minor improvements in other question types, major jumps are observed for the question types Q3, Q4 with 50% and 32% increment over the random accuracy. Better performance can also be seen in the Q7, Q8 and Q9 types. With object features (QTOFA) and image features (QTRA) the accuracies still lurk around random, with slight improvements in the Q3 type. (5) Finally, adding the KG facts revamps performance across the board. QTCFA improves over random by 60% for Q3 and by 42% for Q4. It shows a 17% improvement over random accuracy in Q5, 12% improvement in Q6, 26% improvement in Q7, 22% in Q8 and 20% in the Q9 type. Adding the object names (QTCONFA) information along with the captions improves on QTCFA by massive amounts (11.56, 3.54, 33.41 and 23.1 percentage points) for Q5, Q7, Q8 and Q9 resp. Surprisingly, adding the object feature (QTCOFFA) helps but not as much as adding object names, possibly because a simple dense layer is not enough to effectively combine the visual embeddings with the BERT based textual embeddings. The relatively low performance of these methods shows that there is a large scope of work to be done for question answering on news videos.

6 Conclusions and Future Work

We studied the problem of knowledge-aware question answering on videos. We curated a large dataset with 12094 clips and associated them with more than a million questions across 9 different types. The questions have been carefully automatically generated such that each question needs video as well as a KG to be answered. Using methods which consume signals across different modes (like text, visual and KG), we establish a baseline accuracy across different question types. We observe that there is a lot of room for improvement, thus establishing that our dataset aptly captures the complexity of the video QA task. Video QA has been performed using various kinds of methods like spatio-temporal reasoning [10], multi-frame inference using memory-based methods [4], question attention-based models [12] and multimodal attention based methods [5]. Since our focus was on building a novel dataset, we presented results using a multimodal baseline method. We plan to adapt these methods for evaluation on NEWSKVQA in the future.

References

1. Acharya, M., Kafle, K., Kanan, C.: Tallyqa: Answering complex counting questions. In: AAAI. vol. 33, pp. 8076–8084 (2019)
2. Aditya, S., Yang, Y., Baral, C.: Explicit reasoning over end-to-end neural architectures for visual question answering. In: AAAI. vol. 32 (2018)
3. Antol, S., Agrawal, A., Lu, J., Mitchell, M., Batra, D., Zitnick, C.L., Parikh, D.: Vqa: Visual question answering. In: ICCV. pp. 2425–2433 (2015)
4. Fan, C., Zhang, X., Zhang, S., Wang, W., Zhang, C., Huang, H.: Heterogeneous memory enhanced multimodal attention model for video question answering. In: CVPR. pp. 1999–2007 (2019)
5. Garcia, N., Otani, M., Chu, C., Nakashima, Y.: Knowit vqa: Answering knowledge-based questions about videos. In: AAAI. vol. 34, pp. 10826–10834 (2020)
6. Guadarrama, S., Krishnamoorthy, N., Malkarnkar, G., Venugopalan, S., Mooney, R., Darrell, T., Saenko, K.: Youtube2text: Recognizing and describing arbitrary activities using semantic hierarchies and zero-shot recognition. In: ICCV. pp. 2712–2719 (2013)
7. He, K., Zhang, X., Ren, S., Sun, J.: Deep residual learning for image recognition. In: CVPR. pp. 770–778 (2016)
8. Hu, R., Andreas, J., Rohrbach, M., Darrell, T., Saenko, K.: Learning to reason: End-to-end module networks for visual question answering. In: ICCV. pp. 804–813 (2017)
9. Jang, Y., Song, Y., Yu, Y., Kim, Y., Kim, G.: Tgif-qa: Toward spatio-temporal reasoning in visual question answering. In: CVPR. pp. 2758–2766 (2017)
10. Jiang, J., Chen, Z., Lin, H., Zhao, X., Gao, Y.: Divide and conquer: Question-guided spatio-temporal contextual attention for video question answering. In: AAAI. vol. 34, pp. 11101–11108 (2020)
11. Kembhavi, A., Seo, M., Schwenk, D., Choi, J., Farhadi, A., Hajishirzi, H.: Are you smarter than a sixth grader? textbook question answering for multimodal machine comprehension. In: CVPR. pp. 4999–5007 (2017)
12. Kim, J., Ma, M., Kim, K., Kim, S., Yoo, C.D.: Progressive attention memory network for movie story question answering. In: CVPR. pp. 8337–8346 (2019)
13. Kim, K.M., Heo, M.O., Choi, S.H., Zhang, B.T.: Deepstory: Video story qa by deep embedded memory networks. In: IJCAI. pp. 2016–2022 (2017)
14. Lei, J., Yu, L., Bansal, M., Berg, T.L.: Tvqa: Localized, compositional video question answering. arXiv:1809.01696 (2018)
15. Lei, J., Yu, L., Berg, T., Bansal, M.: Tvqa+: Spatio-temporal grounding for video question answering. In: ACL. pp. 8211–8225 (2020)
16. Li, X., Yin, X., Li, C., Hu, X., Zhang, P., Zhang, L., Wang, L., Hu, H., Dong, L., Wei, F., Choi, Y., Gao, J.: Oscar: Object-semantics aligned pre-training for vision-language tasks. ECCV (2020)
17. Lu, P., Ji, L., Zhang, W., Duan, N., Zhou, M., Wang, J.: R-vqa: learning visual relation facts with semantic attention for visual question answering. In: KDD. pp. 1880–1889 (2018)
18. Maharaj, T., Ballas, N., Rohrbach, A., Courville, A., Pal, C.: A dataset and exploration of models for understanding video data through fill-in-the-blank question-answering. In: CVPR. pp. 6884–6893 (2017)
19. Marino, K., Rastegari, M., Farhadi, A., Mottaghi, R.: Ok-vqa: A visual question answering benchmark requiring external knowledge. In: CVPR. pp. 3195–3204 (2019)
20. Mun, J., Hongsuck Seo, P., Jung, I., Han, B.: Marioqa: Answering questions by watching gameplay videos. In: ICCV. pp. 2867–2875 (2017)
21. Reimers, N., Gurevych, I.: Sentence-bert: Sentence embeddings using siamese bert-networks. arXiv:1908.10084 (2019)
22. Ren, S., He, K., Girshick, R.B., Sun, J.: Faster r-cnn: Towards real-time object detection with region proposal networks. In: NIPS. p. 91–99 (2015)
23. Shah, S., Mishra, A., Yadati, N., Talukdar, P.P.: Kvqa: Knowledge-aware visual question answering. In: AAAI. vol. 33, pp. 8876–8884 (2019)
24. Singh, A., Natarajan, V., Shah, M., Jiang, Y., Chen, X., Batra, D., Parikh, D., Rohrbach, M.: Towards vqa models that can read. In: CVPR. pp. 8317–8326 (2019)
25. Tapaswi, M., Zhu, Y., Stiefelhagen, R., Torralba, A., Urtasun, R., Fidler, S.: Movieqa: Understanding stories in movies through question-answering. In: CVPR. pp. 4631–4640 (2016)
26. Wang, P., Wu, Q., Shen, C., Dick, A., van den Hengel, A.: Explicit knowledge-based reasoning for visual question answering. In: IJCAI. pp. 1290–1296 (2017)
27. Wang, P., Wu, Q., Shen, C., Dick, A., Van Den Hengel, A.: Fvqa: Fact-based visual question answering. TPAMI **40**(10), 2413–2427 (2017)
28. Wu, Q., Wang, P., Shen, C., Dick, A., Van Den Hengel, A.: Ask me anything: Free-form visual question answering based on knowledge from external sources. In: CVPR. pp. 4622–4630 (2016)
29. Xu, D., Zhao, Z., Xiao, J., Wu, F., Zhang, H., He, X., Zhuang, Y.: Video question answering via gradually refined attention over appearance and motion. In: ACM MM. pp. 1645–1653 (2017)
30. Yang, Z., He, X., Gao, J., Deng, L., Smola, A.: Stacked attention networks for image question answering. In: CVPR. pp. 21–29 (2016)
31. Yu, Z., Xu, D., Yu, J., Yu, T., Zhao, Z., Zhuang, Y., Tao, D.: Activitynet-qa: A dataset for understanding complex web videos via question answering. In: AAAI. vol. 33, pp. 9127–9134 (2019)
32. Zadeh, A., Chan, M., Liang, P.P., Tong, E., Morency, L.P.: Social-qa: A question answering benchmark for artificial social intelligence. In: CVPR. pp. 8807–8817 (2019)
33. Zellers, R., Bisk, Y., Farhadi, A., Choi, Y.: From recognition to cognition: Visual commonsense reasoning. In: CVPR. pp. 6720–6731 (2019)
34. Zeng, K.H., Chen, T.H., Chuang, C.Y., Liao, Y.H., Niebles, J.C., Sun, M.: Leveraging video descriptions to learn video question answering. In: AAAI. vol. 31 (2017)
35. Zhu, Y., Zhang, C., Ré, C., Fei-Fei, L.: Building a large-scale multimodal knowledge base system for answering visual queries. arXiv:1507.05670 (2015)