

# Unsupervised Long-Term Person Re-Identification with Clothes Change

Mingkun Li<sup>1</sup> Peng Xu<sup>2\*</sup> Xiatian Zhu<sup>3</sup> Jun Guo<sup>1</sup>  
<sup>1</sup>Beijing University of Posts and Telecommunications  
<sup>2</sup>University of Oxford  
<sup>3</sup>University of Surrey

{mingkun.li, guojun}@bupt.edu.cn; peng.xu@eng.ox.ac.uk; eddy.zhuxt@gmail.com

## Abstract

We investigate unsupervised person re-identification (re-id) with clothes change, a new challenging problem with more practical usability and scalability to real-world deployment. Most existing re-id methods artificially assume the clothes of every single person to be stationary across space and time. This condition is mostly valid for short-term re-id scenarios since an average person would often change the clothes even within a single day. To alleviate this assumption, several recent works have introduced the clothes change facet to re-id, with a focus on supervised learning person identity discriminative representation with invariance to clothes changes. Taking a step further towards this long-term re-id direction, we further eliminate the requirement of person identity labels, as they are significantly more expensive and more tedious to annotate in comparison to short-term person re-id datasets. Compared to conventional unsupervised short-term re-id, this new problem is drastically more challenging as different people may have similar clothes whilst the same person can wear multiple suites of clothes over different locations and times with very distinct appearance. To overcome such obstacles, we introduce a novel Curriculum Person Clustering (CPC) method that can adaptively regulate the unsupervised clustering criterion according to the clustering confidence. Experiments on three long-term person re-id datasets show that our CPC outperforms the state-of-the-art unsupervised re-id methods and even closely matches the supervised re-id models.

## 1. Introduction

Person re-identification (re-id) aims to match the person identity of bounding box images captured from distributed camera views [49]. The majority of existing re-id methods [3–5, 11, 19, 27, 35, 44, 53, 54, 58] assume the application scenarios *without* clothes (appearance in gen-

eral) change. This is limited as almost all persons would change their clothes at a daily basis if not more frequently. Hence they are only effective for short-term re-id scenarios. This limitation has led to an emerging research interest on long-term person re-id with focus on clothes changes [15, 17, 26, 32, 38, 41, 42, 45, 47]. As it is extremely difficult to collect and annotate the person identity labels under unconstrained clothes change, most of previous long-term re-id works resort to creating synthetic datasets (*e.g.*, VC-Clothes [39]) or small scale real datasets (*e.g.*, Real28 [39] with 28 person identities, NKUP [41] with 107 person identities). An exception is DeepChange [45], the latest, largest, and realistic person re-id benchmark with clothes change, which however was established at an exhaustive cost. (See Figure 1 for some samples.) Besides, existing long-term re-id methods all tackle the supervised learning application with heavy reliance on large labeled training data.

In light of the significance of long-term person re-id and its higher creation expense, in this work we introduce the *unsupervised long-term person re-id* problem that eliminates the tedious requirement of person identity labeling. This is an extension of previous unsupervised person re-id in short-term setting [10, 12, 23, 24, 28, 40, 46, 50, 51, 55]. Whilst existing unsupervised methods [6, 12] are applicable, new challenges emerge from clothes change, which have never been studied. This is due to a more complex factor that different people may have similar clothes whilst the same person might wear different clothes with very distinct appearance. As a result, the state-of-the-art pseudo-label based methods [6, 12] would be further challenged significantly and finally leading to suboptimal solutions.

To overcome the aforementioned challenges, we introduce a novel **Curriculum Person Clustering (CPC)** method. Existing alternatives [6, 12] blindly assign every training sample with a cluster based pseudo label, which is error-prone with a highly cumulative propagation risk. In contrast, we incorporate the curriculum learning strategy with pseudo labeling for mitigating label errors and their propagation throughout the training process. This idea is

\*Corresponding author.



Figure 1. Visualizing the intrinsic challenges with long-term person re-id with clothes change. We randomly selected 28 images of a single person identity from the recent DeepChange [45] dataset. It is clear evident that the appearance difference across different clothes (rows) is largely unconstrained and typically much more significant than that of the same clothes (each column).

based on our hypothesis that the labeling errors and propagation is a key obstacle for tackling clothes change. Concretely, we derive a confidence index with the correlation between samples per cluster to regulate the curriculum of labeling and model training. At a specific training time, only a fraction of training samples with sufficient in-training model’s confidence will be labeled and leveraged for model training, subject to the confidence index. Our confidence index is monitored and updated at an epoch basis, so is the labeling process. In this way, labeling error and its harm can be significantly restricted and controlled whilst maximizing the use of training samples.

We summarize our **contributions** as below:

1. Unsupervised long-term person re-id is introduced for eliminating the tedious demand of annotating person identity labels with unconstrained clothes change.
2. To address this challenging problem, we introduce a novel **Curriculum Person Clustering (CPC)** method designed to mitigate the labeling error and its propagation as suffered in existing unsupervised re-id methods.
3. Extensive experiments on three long-term re-id benchmarks show that our CPC outperforms existing alternatives by a large margin and even matches the performance of the state-of-the-art fully supervised models.

The rest of this paper is organized as follows: Section 2 briefly summarizes related work. Section 3 describes our Curriculum Person Clustering (CPC). Experimental results and discussion are presented in Section 4. Finally, we draw some conclusions in Section 5.

## 2. Related Work

### 2.1. Long-Term Person Re-Identification

A few recent person re-id works try to tackle [17, 26, 32, 38, 41, 42, 47] the long-term clothes change situations by fully-supervised training. Their main motivation is looking for additional supervision for the general appearance

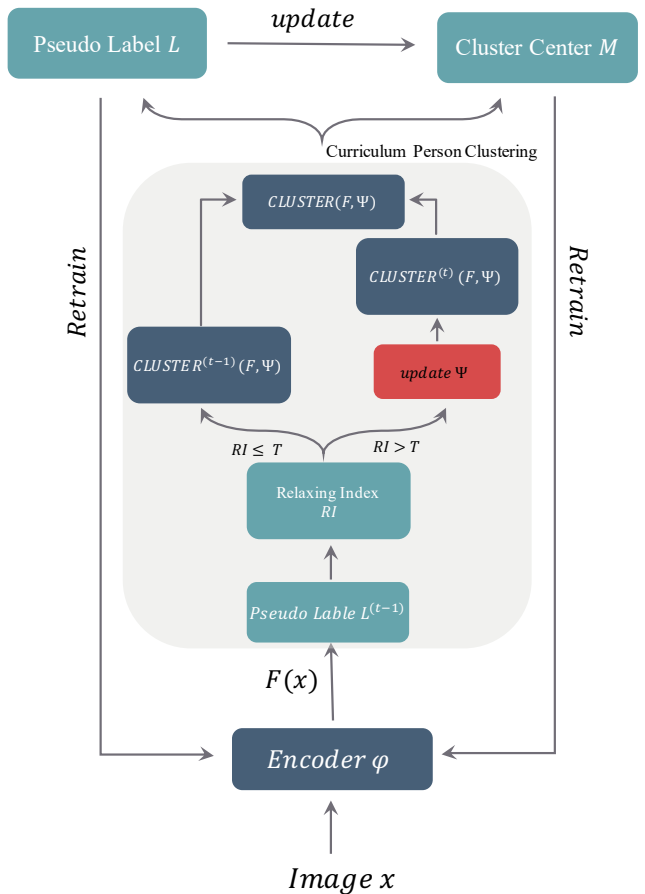


Figure 2. Overview of our Curriculum Person Clustering (CPC) method alternating between two steps: (1) *Curriculum Person Clustering*: gradually perceiving the person-wise clothes changes and merging person images from easy to hard, (2) *Representation Learning*: Updating the feature encoder with refined clustering results (*i.e.*, pseudo labels).

features (*e.g.*, clothes, color), to help the model to learn the cross-clothes invariance. To make full use of the body

shape information, Yang *et al.* [47] try to generate contour sketch images from RGB images and consider the sketch as the invariance information across different clothes. Hong *et al.* [15] also propose to use fine-grained body shape features for clothes change re-id, by estimating masks with discriminative shape details and extracting pose-specific features. These seminal works provide inspiring attempts for clothes change re-id, however, two main limitations have to be considered: (i) Generating contour sketches or other side-information requires additional model components and will cause extra computational cost. (ii) To the best of our knowledge, all the existing models designed for clothes change re-id can only work in supervised manner, with lower transferability to the open-world dataset settings.

In this paper, we focus on the unsupervised designs to tackle the clothes change re-id challenges.

## 2.2. Curriculum Learning

Curriculum Learning (CL) [2, 43] is a training strategy that aims to train machine learning models in a meaningful order, from the easy samples to the hard ones, which mimics the meaningful learning sequence in human courses. CL can improve the generalization ability and convergence speed for various machine learning systems. Therefore, this strategy has been widely studied in various machine learning applications [1, 13, 20, 31], including computer vision, natural language processing, *etc.* In general, a CL based pipeline has two key components, *i.e.*, *difficulty measurer* and *training scheduler*. Difficulty measurer decides the relative “easiness” of each data sample, while training scheduler decides the sequence of data subsets throughout the training process based on the judgment from the difficulty measurer.

In this paper, we propose a Curriculum Person Clustering (CPC) method for long-term person re-id with clothes change, by designing a pair of clustering confidence based *difficulty measurer* and *training scheduler*. The parameter of the clustering algorithm will be adaptively updated according to our difficulty measurer. Based on dynamic parameters, our person clustering algorithm can automatically select samples for subsequent training steps. Then, the model can learn samples from easy to hard, and use our person clustering as the training scheduler to automatically select samples for later training steps without any prior knowledge.

## 3. Methodology

We present a novel Curriculum Person Clustering (CPC) method for unsupervised long-term person re-identification. As illustrated in Figure 2, our model is trained alternatively between representation learning and curriculum person clustering. In the step of representation learning, we use the curriculum person clustering results as the pseudo

label supervisions to update the encoder network. In the step of curriculum person clustering, given the stronger image representations by the updated encoder, we design an adaptive curriculum learning strategy to automatically optimize the person clustering so that the person clusters can select person samples flexibly based on dynamic criterions. We use ResNet50 [14] as the encoder network, initialized by the weights pretrained on ImageNet [7]. The initial representations of person images are generated from the encoder’s penultimate layer. After each person clustering, we only leverage images in clusters for subsequent representation learning. This aims to minimize the errors with cluster pseudo labels.

In the follows, Section 3.1 presents a baseline based on clustering and Section 3.2 details the proposed Curriculum Person Clustering.

### 3.1. A Baseline: Unsupervised Re-ID by Clustering

We aim to learn a person re-id model from an unlabeled dataset  $X = \{x_n\}_{n=1}^N$  consisting of  $N$  person image samples with clothes change. We start by applying the encoder to obtain the initial representations  $\mathbf{F} = \{\mathbf{f}_n\}_{n=1}^N$ , where  $\mathbf{f}_n = \varphi(x_n, \Theta) \in \mathbb{R}^D$ .  $\varphi(\cdot, \Theta)$  is the representation function with the parameters  $\Theta$  and  $D$  is the embedding dimension. We then cluster  $\mathbf{F} = \{\mathbf{f}_n\}_{n=1}^N$  to the pseudo labels per cluster. After clustering, not every sample falls into some cluster. Assuming  $Z$  out of  $N$  samples are associated with the resulting clusters, we denote their pseudo labels as  $L = \{l_z\}_{z=1}^Z$  while the remaining  $N - Z$  samples have no pseudo labels. With  $L$ , we then construct a cluster center bank  $\mathbf{M} = \{\mathbf{m}_c\}_{c=1}^C \in \mathbb{R}^{D \times C}$ , where  $C$  is the total number of clusters and  $\mathbf{m}_c$  is defined as:

$$\mathbf{m}_c = \frac{1}{P_c} \sum_{l_z=c} \mathbf{f}^{l_z}, \quad (1)$$

where  $P_c$  and  $\mathbf{f}^{l_z}$  are the number and features of the samples with pseudo label  $l_z = c$ , respectively.

Given the pseudo labels, we can update the parameter set  $\Theta$  of the encoder with the softmax based cross-entropy loss function:

$$\mathcal{L}(\Theta, x_n) = -\ln \frac{\exp(\mathbf{m}_{\omega(x_n)}^\top \mathbf{f}(x_n, \Theta)/\tau)}{\sum_{l=1}^C \exp(\mathbf{m}_l^\top \mathbf{f}(x_n, \Theta)/\tau)}, \quad (2)$$

where  $\omega(x_n)$  is the pseudo label of image  $x_n$  and  $\tau$  is the temperature parameter to balance the value. Then, we update the cluster center bank at the  $t$ -th iteration as:

$$\mathbf{m}_{\omega(x_n)}^{(t)} \leftarrow \alpha \mathbf{m}_{\omega(x_n)}^{(t-1)} + (1 - \alpha) \mathbf{f}(x_n), \quad (3)$$

where  $\alpha$  is the update momentum.

After updating the encoder, we further perform a person clustering  $CLUSTER(\cdot, \Psi)$  to generate updated pseudo

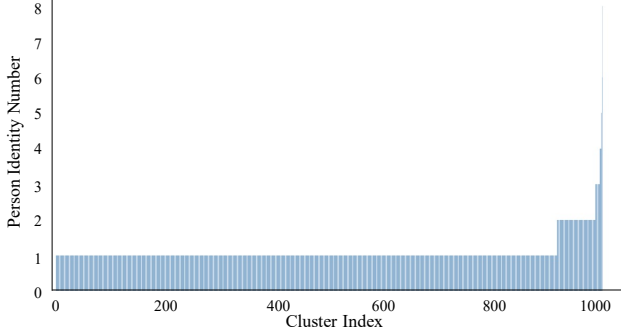


Figure 3. Preliminary study on the baseline clusters w.r.t. person identity classes on the training set of DeepChange.

labels for next iteration:

$$L = CLUSTER(\mathbf{F}, \Psi), \quad (4)$$

where  $\Psi$  denotes the parameters for person image clustering.  $L = \{l_z\}_{z=1}^Z$  is the pseudo label set of samples from the clustering ( $Z \leq N$ ). Again, a proportion of training images are still likely in isolation and will be left out in representation learning.

**Preliminary study.** This clustering based unsupervised learning method has been successful in conventional short-term re-id [6, 12]. However, we find that it is less suited for the long-term counterpart with clothes change. To reveal the underlying obstacles, we make an in-depth analysis about the cluster structure on the training set of DeepChange dataset. As shown in Figure 3, most clusters fail to span multiple clothes with the same person. However, it is encouraging that most of the clusters involve only a single person identity. Meanwhile, different clothes of the same person are mostly split into different clusters. Intuitively, the key challenge is how to associate these clusters with the same person identity and different clothes.

### 3.2. Curriculum Person Clustering

A plausible reason for the baseline’s limitation is that the clustering criterion is too rigid to accommodate the appearance variation of each person identity. To overcome this limitation, we propose a curriculum learning based person clustering method that can adaptively relax the clustering criterion according to the internal property of each cluster. For implementing a specific curriculum learning process, the key is to design properly a *difficulty measurer* [43] for quantifying the hardness of tasks. To that end, we examine the status of clusters as they are the key ingredient in our unsupervised learning pipeline. We introduce a Relaxing Index (RI) in terms of the cluster density (i.e., clustering

---

**Algorithm 1** The training procedure of the proposed Curriculum Person Clustering (CPC) method.

---

**Input:** Dataset  $X = \{x_n\}_{n=1}^N$ .

- 1: **Initialization:** Encoder network parameters  $\Theta$ .
- 2: **while** epoch  $\leq$  total epochs **do**
- 3:   Extract representations  $\mathbf{F} = \{\mathbf{f}_n = \varphi(x_n, \Theta)\}_{n=1}^N$ .
- 4:   Generate pseudo label set  $L = \{l_z\}_{z=1}^Z$  based on  $CLUSTER(\mathbf{F}, \Psi)$ .
- 5:   Update cluster center bank  $\mathbf{M} = \{\mathbf{m}\}_{c=1}^C$  based on  $L$  and  $\mathbf{F}$ ;
- 6:   Train encoder to update  $\Theta$  based on  $L$  and loss Eq. (2).
- 7:   Update relaxing index  $RI$  based on Eq. (5).
- 8:   Update  $CLUSTER(\cdot, \Psi)$  based on Eq. (10).
- 9: **end while**

**Output:** Encoder parameters:  $\Theta$ .

---

confidence) as our difficulty measurer:

$$RI = \frac{1}{Z} \sum_{z=1}^Z S(\mathbf{f}(x_z), \mathbf{m}_{l_z}), \quad (5)$$

where  $S(\cdot)$  is the similarity between a sample and its cluster center, defined based on Pearson product-moment correlation coefficient [21]:

$$S(f(x_z), \mathbf{m}_{l_z}) = \frac{\sum_{d=1}^D (\mathbf{f}_{x_z}^{<d>} - \bar{\mathbf{f}}_{x_z})(\mathbf{m}_{l_z}^{<d>} - \bar{\mathbf{m}}_{l_z})}{\sigma_{\mathbf{f}_{x_z}} * \sigma_{\mathbf{m}_{l_z}}}, \quad (6)$$

where  $\mathbf{f}_{x_z}^{<d>}$  is the  $d$ -th dimension of feature  $\mathbf{f}_{x_z}$ , and  $\bar{\mathbf{f}}_{x_z}$  denotes the mean value of  $\mathbf{f}_{x_z}$  over the dimensions.  $\sigma_{\mathbf{f}_{x_z}}$  and  $\sigma_{\mathbf{m}_{l_z}}$  are respectively defined as:

$$\sigma_{\mathbf{f}_{x_z}} = \sum_{d=1}^D \|\mathbf{f}_{x_z}^{<d>} - \bar{\mathbf{f}}_{x_z}\|_2^2, \quad (7)$$

$$\sigma_{\mathbf{m}_{l_z}} = \sum_{d=1}^D \|\mathbf{m}_{l_z}^{<d>} - \bar{\mathbf{m}}_{l_z}\|_2^2. \quad (8)$$

Larger  $RI$  means higher cluster density. Whenever  $RI$  is over larger (e.g., exceeding a threshold), it is implied that this cluster involves only a single or a few clothes and has good potential to expand to accommodate more samples. We exploit this as a signal for scheduling model training. Formally, we define a *training scheduler*  $\delta$  for curriculum learning as:

$$\delta = \mathbb{1}(RI > T), \quad (9)$$

where  $T$  is the threshold of Relaxing Index.

In general, any existing clustering method is applicable. In experiments, we find DBSCAN [9] works well. Concretely, to integrate DBSCAN into our CPC framework, we schedule its maximum neighbor distance parameter as:

$$\psi^{(t)} = \psi^{(t-1)} + \beta * \delta, \quad \forall \psi^{(t-1)} \in \Psi^{(t-1)}, \quad (10)$$

where  $\beta$  is a hyper-parameter. As a result, it can gradually expand the clusters from easy tasks (*e.g.*, same clothes) to hard tasks (*e.g.*, different clothes). The procedure of our Curriculum Person Clustering (CPC) with the DBSCAN clustering is summarized in Algorithm 1.

## 4. Experiment

### 4.1. Experimental Setting

**Datasets** We evaluate our method on three long-term clothes change re-id datasets: DeepChange [45]<sup>1</sup>, LTCC [47]<sup>2</sup>, and PRCC [48]<sup>3</sup>. DeepChange [45] is the currently largest available long-term person re-id dataset. It consists of 178,407 bounding boxes (resolution of  $128 \times 64$ ) from 1,121 person identities and 17 cameras, collected over 12 months. Different from the short-term person re-id datasets, its unique characteristics and challenges mainly include: (i) Both its clothes changes and dressing styles are highly diverse, with the reappearing gap in time ranges from minutes, hours, and days to weeks, months, seasons, and years. (ii) Its collected persons across different ages and professions appear in various weather (*e.g.*, sunny, cloudy, rainy, snowy, extremely cold) and behaviors (*e.g.*, working, leisure). (iii) Its raw videos were recorded by 17 outdoor security cameras with various resolutions in a real-world surveillance system. We follow its official splitting to perform our experiments (train: #person 450, #bbox 75,083; validation: #person 150, #bbox 22841; test: #person 521, #bbox 80483). In this paper, major experiments are evaluated on DeepChange. Moreover, we also provide evaluations on two commonly used long-term re-id datasets LTCC [47] and PRCC [48]. LTCC is an indoor clothes change re-id dataset, with 17,138 images of 152 identities captured from 12 cameras. PRCC is also an indoor dataset, with totally 33,698 images of 221 identities captured from 3 cameras.

**Protocols and metrics** As discussed in [45], for long-term person re-id, the true matches may be captured by the same camera as the probe image but at a different time and with different clothes. This is different from traditional short-term person re-id setting. For performance evaluation, by following the standard practices, we also use both

<sup>1</sup><https://github.com/PengBoXiangShang/deepchange>

<sup>2</sup>[https://naiq.github.io/LTCC\\_Person\\_ReID.html](https://naiq.github.io/LTCC_Person_ReID.html)

<sup>3</sup><http://www.isee-ai.cn/~yangqize/clothing.html>

Cumulated Matching Characteristics (CMC) and mean average precision (mAP) as retrieval accuracy metrics.

**Competitors** As the aforementioned, unsupervised long-term person re-id is a brand new problem/setting. To the best of our knowledge, there are no methods/models that are tailor-made for this challenging task. We thus have not found any directly comparable methods. Fortunately, currently in short-term person re-id area, some successful practices demonstrated that clustering-based deep models are able to achieve competitive performance under unsupervised setting. In particular, as the state-of-the-art of clustering-based unsupervised re-id models, self-paced contrastive learning (SpCL) [12]<sup>4</sup> and cluster contrast (CC) [6]<sup>5</sup> are widely studied and even able to beat the supervised models, so that both of them can stand as our main competitors. In particular, ReIDCaps [18] is one of the state-of-the-art method designed for supervised long-term clothes change re-id, which can be compared with ours indirectly. Moreover, we also compared our method against various supervised baselines, including classical CNNs used in re-id (*e.g.*, DenseNet [16]), Vision Transformer [8] and its variant DeiT [37], *etc.* Meanwhile, we also compared our method with strong supervised person re-id models, *e.g.*, BNNeck Re-ID [29], OSNet [56].

**Implementation details** For a fair comparison under similar hardware conditions, all experiments were implemented in PyTorch [30]<sup>6</sup>, and run on the Nvidia 1080Ti GPU(s). In our method, we use ResNet50 [14] as our backbone, and initialize it with the pre-trained parameters on ImageNet [7]. We optimize the network through Adam optimizer with a weight decay of 0.0005. There are 50 training epochs in total, and the learning rate is initially set to 0.00035, multiplied by a decay factor 0.1 every 20 epochs. The batch size is 128. The temperature parameter  $\tau$  in Eq. (2) is set to 0.05, and the upgrade factor  $\alpha$  is 0.2 in Eq. (3).  $T$  is 0.8. *step* is set to 0.01. The maximum neighbor distance for DBSCAN is initialized as 0.4. ReIDCaps [18] and BNNeck re-id [29] use their customized loss functions, while the other models were trained by minimizing the softmax based cross-entropy loss. During evaluating and testing, we extract the features of bounding boxes from the penultimate layer to perform re-id matching.

### 4.2. Comparison to State-of-the-Art Methods

**Comparison with unsupervised competitors** We report our comparison against the unsupervised baselines in Table 1. The unsupervised baselines can be compared as three

<sup>4</sup><https://github.com/yxgeee/SpCL>

<sup>5</sup><https://github.com/alibaba/cluster-contrast-reid>

<sup>6</sup><https://pytorch.org/>

Table 1. Comparison with the state-of-the-art deep unsupervised person re-id models and their variants on the test set of DeepChange dataset. Both rank accuracy (%) and mAP (%) are reported. † denotes model without training or fine tuning on DeepChange. “Vanilla clustering”: the clustering based pseudo labeling. The 1<sup>st</sup>/2<sup>nd</sup> best results are indicated in red/blue.

| Model                 | Encoder  | Rank  |       |       |       | mAP   |
|-----------------------|----------|-------|-------|-------|-------|-------|
|                       |          | @1    | @5    | @10   | @20   |       |
| #1 ResNet50 [14] †    | ResNet50 | 15.30 | 27.38 | 34.46 | 42.25 | 02.12 |
| #2 ViT [8] †          | ViT      | 11.10 | 21.77 | 28.56 | 36.81 | 01.44 |
| #3 Vanilla clustering | ResNet50 | 35.57 | 45.17 | 50.44 | 56.67 | 09.62 |
| #4 Vanilla clustering | ViT      | 38.05 | 47.65 | 52.45 | 58.48 | 10.55 |
| #5 SpCL [12]          | ResNet50 | 32.93 | 42.25 | 47.18 | 53.16 | 08.60 |
| #6 CC [6]             | ResNet50 | 37.50 | 45.70 | 50.70 | 57.58 | 10.70 |
| #7 SpCL               | ViT      | 37.24 | 46.68 | 51.79 | 57.42 | 10.58 |
| #8 CPC (Ours)         | ResNet50 | 45.90 | 54.00 | 58.50 | 63.30 | 14.60 |

Table 2. Comparison with supervised baselines and the state-of-the-art re-id models on the test set of DeepChange. Both rank accuracy (%) and mAP (%) are reported. (‘R’: RGB, ‘G’: grayscale, ‘E’: edge map, ‘K’: body key point, ‘2br’: two branches, ‘3br’: three branches) The 1<sup>st</sup>/2<sup>nd</sup> best results are indicated in red/blue.

| Network/Model                     | Input   | Rank  |       |       |       | mAP   |
|-----------------------------------|---------|-------|-------|-------|-------|-------|
|                                   |         | @1    | @5    | @10   | @20   |       |
| #9 ResNet18 [14]                  | R       | 34.45 | 46.01 | 51.72 | 58.26 | 08.44 |
| #10 ResNet18 [14]                 | G       | 26.61 | 39.02 | 45.45 | 53.06 | 05.49 |
| #11 ResNet34 [14]                 | R       | 35.21 | 47.37 | 53.61 | 60.03 | 09.49 |
| #12 ResNet34 [14]                 | G       | 28.60 | 41.53 | 47.98 | 54.87 | 06.39 |
| #13 ResNet50 [14]                 | R       | 36.62 | 49.88 | 55.46 | 61.92 | 09.62 |
| #14 ResNet50 [14]                 | G       | 30.04 | 43.12 | 49.82 | 57.04 | 06.96 |
| #15 ResNet50 [14]                 | E       | 16.05 | 28.51 | 35.59 | 43.28 | 03.17 |
| #16 ResNet101 [14]                | R       | 39.31 | 51.65 | 57.36 | 63.72 | 11.00 |
| #17 ResNet152 [14]                | R       | 39.84 | 52.51 | 58.35 | 64.75 | 11.49 |
| #18 MobileNetV2 [34]              | R       | 33.71 | 46.51 | 52.72 | 59.45 | 07.95 |
| #19 InceptionV3 [36]              | R       | 35.02 | 47.71 | 53.91 | 60.64 | 08.85 |
| #20 DenseNet121 [16]              | R       | 38.26 | 50.27 | 55.91 | 62.40 | 09.12 |
| #21 DenseNet161 [16]              | R       | 45.92 | 56.72 | 61.79 | 67.41 | 12.30 |
| #22 DenseNet169 [16]              | R       | 43.40 | 54.80 | 60.11 | 65.90 | 11.25 |
| #23 DenseNet201 [16]              | R       | 44.98 | 56.13 | 61.32 | 66.98 | 11.71 |
| #24 OSNet re-id ibn x1.0 [56]     | R       | 42.75 | 54.91 | 60.82 | 66.80 | 10.97 |
| #25 OSNet re-id x1.0 [56]         | R       | 39.65 | 52.22 | 58.32 | 64.23 | 10.34 |
| #26 OSNet re-id x0.75 [56]        | R       | 39.96 | 51.89 | 57.69 | 63.85 | 09.92 |
| #27 OSNet re-id x0.5 [56]         | R       | 38.09 | 51.08 | 56.79 | 63.27 | 09.59 |
| #28 OSNet re-id x0.25 [56]        | R       | 34.94 | 47.70 | 54.10 | 60.77 | 08.62 |
| #29 BNNeck re-id ResNet18 [29]    | R       | 38.17 | 51.93 | 58.08 | 64.70 | 09.51 |
| #30 BNNeck re-id ResNet34 [29]    | R       | 40.06 | 53.49 | 59.55 | 66.25 | 10.52 |
| #31 BNNeck re-id ResNet50 [29]    | R       | 47.45 | 59.47 | 65.19 | 71.10 | 12.98 |
| #32 BNNeck re-id ResNet50 [29]    | G       | 40.02 | 54.04 | 60.19 | 67.09 | 09.43 |
| #33 BNNeck re-id ResNet50 [29]    | E       | 21.75 | 35.99 | 43.11 | 50.81 | 03.67 |
| #34 BNNeck re-id ResNet101 [29]   | R       | 48.10 | 60.70 | 66.10 | 72.06 | 13.72 |
| #35 BNNeck re-id ResNet152 [29]   | R       | 50.29 | 62.27 | 67.85 | 73.63 | 14.59 |
| #36 BNNeck re-id DenseNet121 [29] | R       | 47.86 | 60.47 | 65.88 | 71.64 | 13.41 |
| #37 ReIDCaps [18] (DenseNet121)   | R       | 44.29 | 56.44 | 62.01 | 68.01 | 13.25 |
| #38 ReIDCaps [18] (ResNet50)      | R       | 39.49 | 52.28 | 58.68 | 64.99 | 11.33 |
| #39 ReIDCaps [18] (no auxiliary)  | R       | 35.41 | 46.66 | 52.09 | 58.13 | 09.25 |
| #40 ReIDCaps [18] (no capsule)    | R       | 39.38 | 51.86 | 57.82 | 64.44 | 11.16 |
| #41 ViT B16 [8]                   | R       | 49.78 | 61.81 | 67.38 | 72.92 | 14.98 |
| #42 ViT B16 [8]                   | G       | 38.52 | 51.85 | 58.32 | 65.12 | 10.63 |
| #43 DeiT [37]                     | R       | 44.43 | 56.25 | 61.82 | 67.46 | 13.72 |
| #44 2br DenseNet121 [45]          | R, E    | 44.55 | 56.40 | 62.03 | 67.85 | 11.21 |
| #45 2br DenseNet121 [45]          | R, G    | 44.80 | 56.79 | 62.48 | 68.06 | 11.36 |
| #46 3br DenseNet121 [45]          | R, G, E | 45.36 | 57.36 | 62.91 | 69.29 | 11.73 |
| #47 CPC (Ours, unsupervised)      | R       | 45.90 | 54.00 | 58.50 | 63.30 | 14.60 |

groups: (1) #1, #2: backbone networks without training on DeepChange. (2) #3, #4: general clustering based

unsupervised pipeline with training on DeepChange. (3) #5, #6, #7: the state-of-the-art unsupervised deep models designed for short-term person re-id, e.g., SpCL [12], CC [6]. From Table 1, we observed:

(i) When we extract feature embedding from ResNet50 (pretrained on ImageNet) without any training or fine-tuning on clothes change dataset, the re-id accuracy is very low (#1: mAP 02.12%). Similarly, ViT also fails in this situation (#2: mAP 01.44%), although it is one of the state-of-the-art networks. This demonstrates that clothes change re-id is so challenging that general pretrained networks fail to encode the clothes change patterns.

(ii) Nowadays, the prototype of the state-of-the-art unsupervised deep re-id models (e.g., SpCL [12], CC [6]) is a framework of alternating iterative steps of person clustering and pseudo label based encoder updating. Thus, we evaluate this prototype framework based on two encoder backbones ResNet50 (#3: mAP 09.62%) and ViT (#4: mAP 10.55%). This Vanilla framework performs well, closely matching the re-id-specific models (#5, #6, #7).

(iii) SpCL (#5) and CC (#6) work better on DeepChange than their prototype (#3, #4), thanks to their re-id specific designs.

(iv) Ours (#8) outperforms all other unsupervised competitors by a clear margin, achieving the best mAP score of 14.60%. Particularly, even compared with the state-of-the-art unsupervised re-id model SpCL variant that was upgraded (#7) with a stronger encoder ViT, ours still has clear advantages (mAP: 14.60% vs. 10.58%). This further demonstrates that our method is effective for the long-term re-id with clothes change.

**Comparison with supervised competitors** To further demonstrate the advantages of our method on clothes change re-id scenarios, we compared ours with extensive supervised competitors. As reported in Table 2, we consider five groups of methods: (1) #9 to #23: Common CNNs used in re-id; (2) #24 to #36: Several state-of-the-art short-term re-id methods; (3) #37 to #40: A state-of-the-art long-term re-id method ReIDCaps [18]; (4) #41 to #43: Vision Transformer (ViT) [8] and its variant DeiT [37]; (5) #44 to #46: multimodal long-term re-id baselines. Inspired by the recent practice [45] for long-term re-id, we perform the experiments by varying the input modalities and backbones, to fully evaluate the competitors. Based on Table 2, we mainly observed the follows:

(1) These supervised baselines also fail to tackle the long-term re-id well, with low retrieval accuracies. Particularly, even the state-of-the-art supervised short-term re-id models OSNet re-id and BNNeck re-id (#24 to #36) just achieve the mAP nearby 10.00% averagely. Meanwhile, the recently strong multimodal baselines proposed for

Table 3. Effect of our Curriculum Person Clustering (CPC) on the test set of DeepChange. Both rank accuracy (%) and mAP (%) are reported.

|     | CPC | Rank         |              |              |              | mAP          |
|-----|-----|--------------|--------------|--------------|--------------|--------------|
|     |     | @1           | @5           | @10          | @20          |              |
| #48 | ×   | 41.80        | 51.10        | 54.10        | 59.20        | 12.40        |
| #49 | ✓   | <b>45.90</b> | <b>54.00</b> | <b>58.50</b> | <b>63.30</b> | <b>14.60</b> |

supervised long-term re-id (#44 to #46) also fail to obtain a good performance. This demonstrates that the long-term clothes change patterns are also highly challenging even under the supervised setting.

(2) Our method (#47: mAP 14.60%) outperforms almost of these supervised competitors, achieving a very small gap to the strongest baseline ViT B16 (#41: mAP 14.98%), although ours is an unsupervised model. Moreover, it is worth highlighting that ours outperforms ReIDCaps [18] by a clear margin, although ReIDCaps is a tailor-made supervised model for long-term re-id (#37 to #40).

**Ablative studies** To further evaluate the superiority of our curriculum person clustering, we performed a set of ablation study, as reported in Table 3. If without the curriculum person clustering, the simplified model (#48) just achieves a performance of 12.40% and 41.80% respectively on mAP and rank@1, which are lower than that of our full model (#49) by a gap of 02.20% and 04.10%. This performance gap evaluates the effectiveness of our curriculum person clustering for the clothes change patterns on DeepChange dataset.

Furthermore, based on our experiments and observations, we found that, in the clothes change scenarios, only using the merged samples during each round of person clustering is conducive to model training. Different to ours, SpCL [12] utilizes both merged and un-merged samples to train the model, and inside a cluster CC [6] uses the most dissimilar sample feature as center feature to represent the whole cluster. On the widely used short-term re-id datasets without cloth-change, both SpCL and CC obtain good performance, close to the supervised methods. However, the simplified model of ours (without curriculum person clustering) (#48) outperforms both of them (as mAP comparisons from #48 12.40% vs. #5 08.60%, #48 12.40% vs. #6 10.70%). As discussed earlier, since the distribution of the person images with clothes change is highly complex, we think that it is necessary to help the model learn from easy to difficult, to prevent the relatively difficult samples from providing incorrect supervision signals for the encoder model updating.

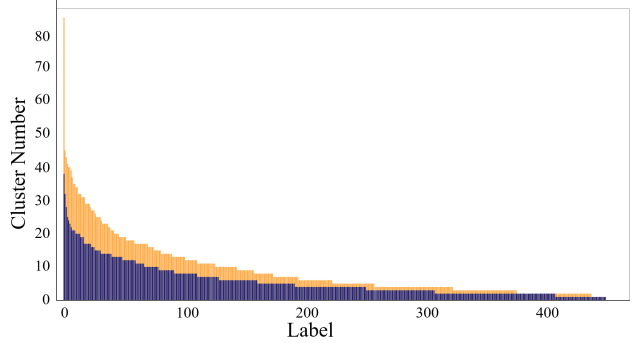


Figure 4. Illustration of person clustering result comparison on the training set of DeepChange.

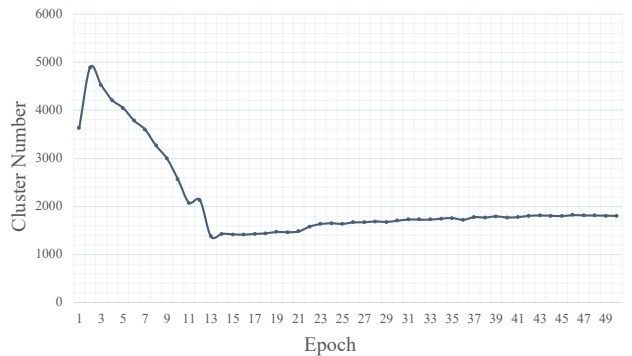


Figure 5. Illustration of the decreasing trend of cluster number during training on DeepChange. (Horizontal axis: training epoch, vertical axis: number of clusters). During training, the number of clusters gradually decreases and stabilizes.

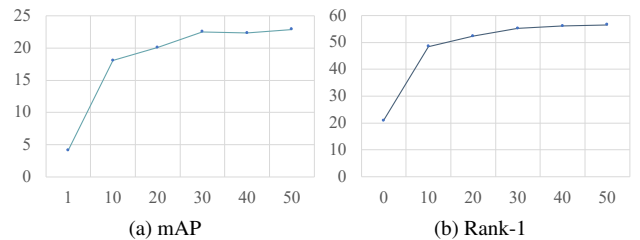


Figure 6. The mAP and Rank@1 curves of our method over the training process on DeepChange. (Horizontal axis: training epoch, vertical axis: score (%))

**Qualitative results (visualization)** Addition to the aforementioned purely quantitative analysis, we would further evaluate our method by some visualizations.

(1) To evaluate the compactness of our result, we plot a comparison figure to compare the person clustering results of ours and the general clustering, as shown in Figure 4, where the height of each bar denotes how many clusters each person’s samples are divided into. We observe that compared with the general person clustering, ours produces

Table 4. Multimodal input based comparison on the test set of DeepChange. Both rank accuracy (%) and mAP (%) are reported. (‘R’: RGB, ‘G’: grayscale, ‘E’: edge map, ‘S’: supervised, ‘U’: unsupervised, ‘R50’: ResNet50) The 1<sup>st</sup>/2<sup>nd</sup> best results are indicated in red/blue.

| Encoder      | Sup | Input   | Rank  |       |       |       | mAP          |
|--------------|-----|---------|-------|-------|-------|-------|--------------|
|              |     |         | @1    | @5    | @10   | @20   |              |
| #50 R50 [45] | S   | R, K    | 36.53 | 48.87 | 54.86 | 61.47 | 09.54        |
| #51 R50 [45] | S   | R, E    | 40.26 | 52.91 | 59.11 | 65.47 | 10.43        |
| #52 R50 [45] | S   | R, G    | 40.52 | 53.65 | 59.61 | 65.60 | 10.22        |
| #53 R50 [45] | S   | R, G, E | 41.67 | 54.28 | 60.04 | 66.37 | <b>11.03</b> |
| #54 R50 [14] | U   | R, G    | 44.20 | 52.28 | 56.90 | 61.30 | <b>13.30</b> |

Table 5. Comparisons on two widely used clothes change dataset: LTCC [47] and PRCC [48]. Both rank accuracy (%) and mAP (%) are reported. FSAM (base) and FSAM (full) denote the base model and full model of FSAM, respectively. (‘S’: supervised, ‘U’: unsupervised)

| Method                      | Sup | LTCC   |       | PRCC (1-Shot) |
|-----------------------------|-----|--------|-------|---------------|
|                             |     | Rank@1 | mAP   | Rank@1        |
| #55 PCB [35]                | S   | 23.52  | 10.03 | 22.86         |
| #56 HACNN [25]              | S   | 21.59  | 09.25 | 21.80         |
| #57 RGA-SC [52]             | S   | 31.40  | 14.00 | 42.30         |
| #58 ISP [57]                | S   | 27.80  | 11.90 | 36.60         |
| #59 Qian <i>et al.</i> [33] | S   | 25.15  | 12.40 | -             |
| #60 FSAM (base) [15]        | S   | 29.80  | 11.80 | 43.70         |
| #61 FSAM (full) [15]        | S   | 38.50  | 16.20 | 54.50         |
| #62 SpCL [12]               | U   | 21.10  | 08.26 | 36.45         |
| #63 CC [6]                  | U   | 17.00  | 10.80 | 36.60         |
| #64 CPC (Ours)              | U   | 21.90  | 12.76 | 40.80         |

fewer clusters for each person identity, as the bars of ours are shorter than that of the general method. This demonstrates that our person clustering result is more compact on clothes change datasets.

(2) To evaluate the convergence and stability of our training, we plot a curve (Figure 5) to illustrate the cluster number during our training, where we see that the number of our clusters gradually decreases and stabilizes. Meanwhile, we also plot the mAP and Rank@1 curves as illustrated in Figure 6, where we also observe that both values were increasing smoothly during training. This demonstrates that our method works with good convergence and stability on clothes change dataset.

**Multi-modal input** Recent practice [45] demonstrates that multimodal input (*e.g.*, RGB, grayscale) based late-fusion models can improve the performance for unimodal model for supervised long-term re-id with clothes change. Therefore, by following [45], we further replace our encoder network as a two-branch network, where multiple input modalities RGB and grayscale images are separately

encoded by a multi-branch CNNs, followed by feature concatenation. We compared our multimodal variant (#54) with the recently-released supervised multimodal baselines (#50 to #53) designed for long-term re-id by using ResNet50 as encoder for a fair comparison, as reported in Table 4, where we have three main observations:

(1) Multimodal fusions successfully improve the model under the supervised clothes change setting. By mAP comparison, both grayscale and edgemap (#51 10.43%, #52 10.22%, #53 11.03%) bring improvements for the purely RGB model (#13 09.62%).

(2) After injecting grayscale inputs, our variant (#54) still outperforms the supervised counterparts (#50 to #53), although it is an unsupervised method. It should be noted that #53 model is supervised and based on three modalities of RGB, grayscale, and edgemap, but it fails to beat our variant (unsupervised, based on two modalities), with a clear mAP gap (#53 11.03%, #54 13.30%).

(3) However, it is interesting to observe that, our RGB and grayscale based multimodal variant fails to beat our original unimodal method (#8). This implies that multimodal fusion remains challenging with a need for further study under unsupervised clothes change re-id setting. Thus, we have not evaluated our method further by involving more other modalities. This is consistent with the observation in [22]: grayscale images fail to co-work with RGB images very well under unsupervised re-id setting. Meanwhile, this phenomenon further demonstrates that unsupervised long-term clothes change re-id is a highly challenging task.

**Evaluation on more datasets** We further compared our method with the state-of-the-art supervised and unsupervised clothes change re-id models on two commonly used long-term reid datasets, namely LTCC [47] and PRCC [48]. The results are reported in Table 5. It is observed that compared with the state-of-the-art unsupervised re-id methods, SpCL [12] (#62) and CC [6] (#63), our CPC (#64) performs the best on both datasets by a clear margin. Further, our CPC closely matches the performance of the state-of-the-art supervised methods, with the mAP score even better than #55 PCB, #56 HACNN, #58 ISP, *etc.* This consistently evaluates the superiority of our method in overcoming long-term re-id challenges.

## 5. Conclusion

In this paper, we, for the first time, proposed and studied a highly challenging yet critical problem, unsupervised long-term person re-id with clothes change. Compared with the conventional unsupervised short-term re-id, this new problem is drastically more challenging as different person may have similar clothes whilst the same person can wear multiple suites of clothes over different locations and times



with very distinct appearance gaps. To tackle these challenges, we introduce a novel Curriculum Person Clustering (CPC) method that can adaptively regulate the unsupervised clustering criterion according to the cluster’s density. As a result, it can adaptively accommodate person images with clothes changes into the same clusters. Experiments on three long-term person re-id datasets demonstrate that our CPC outperforms the state-of-the-art unsupervised re-id methods by a clear margin while closely matching the state-of-the-art supervised re-id models.

## References

- [1] Guillaume Alain, Alex Lamb, Chinnadhurai Sankar, Aaron Courville, and Yoshua Bengio. Variance reduction in sgd by distributed importance sampling. *arXiv preprint arXiv:1511.06481*, 2015. 3
- [2] Yoshua Bengio, Jérôme Louradour, Ronan Collobert, and Jason Weston. Curriculum learning. In *ICML*, 2009. 3
- [3] Yanbei Chen, Xiatian Zhu, and Shaogang Gong. Person re-identification by deep learning multi-scale representations. In *ICCVW*, 2017. 1
- [4] Ying-Cong Chen, Xiatian Zhu, Wei-Shi Zheng, and Jian-Huang Lai. Person re-identification by camera correlation aware feature augmentation. *TPAMI*, 2017. 1
- [5] Zhiyi Cheng, Qi Dong, Shaogang Gong, and Xiatian Zhu. Inter-task association critic for cross-resolution person re-identification. In *CVPR*, 2020. 1
- [6] ZuoZhuo Dai, Guangyuan Wang, Siyu Zhu, Weihao Yuan, and Ping Tan. Cluster contrast for unsupervised person re-identification. *arXiv preprint arXiv:2103.11568*, 2021. 1, 4, 5, 6, 7, 8
- [7] J. Deng, W. Dong, R. Socher, L.-J. Li, K. Li, and L. Fei-Fei. ImageNet: A Large-Scale Hierarchical Image Database. In *CVPR*, 2009. 3, 5
- [8] Alexey Dosovitskiy, Lucas Beyer, Alexander Kolesnikov, Dirk Weissenborn, Xiaohua Zhai, Thomas Unterthiner, Mostafa Dehghani, Matthias Minderer, Georg Heigold, Sylvain Gelly, et al. An image is worth 16x16 words: Transformers for image recognition at scale. *arXiv preprint arXiv:2010.11929*, 2020. 5, 6
- [9] Martin Ester, Hans-Peter Kriegel, Jörg Sander, and Xiaowei Xu. A density-based algorithm for discovering clusters in large spatial databases with noise. In *SIGKDD*, 1996. 5
- [10] Yixiao Ge, Dapeng Chen, and Hongsheng Li. Mutual mean-teaching: Pseudo label refinery for unsupervised domain adaptation on person re-identification. In *ICLR*, 2020. 1
- [11] Yixiao Ge, Zhuowan Li, Haiyu Zhao, Guojun Yin, Shuai Yi, Xiaogang Wang, and Hongsheng Li. Fd-gan: Pose-guided feature distilling gan for robust person re-identification. In *NeurIPS*, 2018. 1
- [12] Yixiao Ge, Feng Zhu, Dapeng Chen, Rui Zhao, and Hongsheng Li. Self-paced contrastive learning with hybrid memory for domain adaptive object re-id. In *NeurIPS*, 2020. 1, 4, 5, 6, 7, 8
- [13] Guy Hacohen and Daphna Weinshall. On the power of curriculum learning in training deep networks. In *ICML*, 2019. 3
- [14] Kaiming He, Xiangyu Zhang, Shaoqing Ren, and Jian Sun. Deep residual learning for image recognition. In *CVPR*, 2016. 3, 5, 6, 8
- [15] Peixian Hong, Tao Wu, Ancong Wu, Xintong Han, and Wei-Shi Zheng. Fine-grained shape-appearance mutual learning for cloth-changing person re-identification. In *CVPR*, 2021. 1, 3, 8
- [16] Gao Huang, Zhuang Liu, Laurens Van Der Maaten, and Kilian Q Weinberger. Densely connected convolutional networks. In *CVPR*, 2017. 5, 6
- [17] Yan Huang, Qiang Wu, Jingsong Xu, and Yi Zhong. Celebrities-reid: A benchmark for clothes variation in long-term person re-identification. In *IJCNN*, 2019. 1, 2
- [18] Yan Huang, Jingsong Xu, Qiang Wu, Yi Zhong, Peng Zhang, and Zhaoxiang Zhang. Beyond scalar neuron: Adopting vector-neuron capsules for long-term person re-identification. *TCSVT*, 2019. 5, 6, 7
- [19] Jiening Jiao, Wei-Shi Zheng, Ancong Wu, Xiatian Zhu, and Shaogang Gong. Deep low-resolution person re-identification. In *AAAI*, 2018. 1
- [20] M Kumar, Benjamin Packer, and Daphne Koller. Self-paced learning for latent variable models. *NeurIPS*, 23, 2010. 3
- [21] Joseph Lee Rodgers and W Alan Nicewander. Thirteen ways to look at the correlation coefficient. *The American Statistician*, 1988. 4
- [22] Mingkun Li, Chun-Guang Li, and Jun Guo. Cluster-guided asymmetric contrastive learning for unsupervised person re-identification. *arXiv preprint arXiv:2106.07846*, 2021. 8
- [23] Minxian Li, Xiatian Zhu, and Shaogang Gong. Unsupervised person re-identification by deep learning tracklet association. In *ECCV*, 2018. 1
- [24] Minxian Li, Xiatian Zhu, and Shaogang Gong. Unsupervised tracklet person re-identification. *TPAMI*, 2019. 1
- [25] Wei Li, Xiatian Zhu, and Shaogang Gong. Harmonious attention network for person re-identification. In *CVPR*, 2018. 8
- [26] Yu-Jhe Li, Zhengyi Luo, Xinchuo Weng, and Kris M Kitani. Learning shape representations for clothing variations in person re-identification. *arXiv preprint arXiv:2003.07340*, 2020. 1, 2
- [27] Shengcai Liao, Yang Hu, Xiangyu Zhu, and Stan Z Li. Person re-identification by local maximal occurrence representation and metric learning. In *CVPR*, 2015. 1
- [28] Yutian Lin, Xuanyi Dong, Liang Zheng, Yan Yan, and Yi Yang. A bottom-up clustering approach to unsupervised person re-identification. In *AAAI*, 2019. 1
- [29] Hao Luo, Wei Jiang, Youzhi Gu, Fuxu Liu, Xingyu Liao, Shenqi Lai, and Jianyang Gu. A strong baseline and batch normalization neck for deep person re-identification. *TMM*, 2020. 5, 6
- [30] Adam Paszke, Sam Gross, Francisco Massa, Adam Lerer, James Bradbury, Gregory Chanan, Trevor Killeen, Zeming Lin, Natalia Gimelshein, Luca Antiga, et al. Pytorch: An imperative style, high-performance deep learning library. In *NeurIPS*, 2019. 5

- [31] Rémy Portelas, Cédric Colas, Lilian Weng, Katja Hofmann, and Pierre-Yves Oudeyer. Automatic curriculum learning for deep rl: A short survey. *arXiv preprint arXiv:2003.04664*, 2020. 3
- [32] Xuelin Qian, Wenxuan Wang, Li Zhang, Fangrui Zhu, Yanwei Fu, Tao Xiang, Yu-Gang Jiang, and Xiangyang Xue. Long-term cloth-changing person re-identification. In *ACCV*, 2020. 1, 2
- [33] Xuelin Qian, Wenxuan Wang, Li Zhang, Fangrui Zhu, Yanwei Fu, Tao Xiang, Yu-Gang Jiang, and Xiangyang Xue. Long-term cloth-changing person re-identification. In *ACCV*, 2020. 8
- [34] Mark Sandler, Andrew Howard, Menglong Zhu, Andrey Zhmoginov, and Liang-Chieh Chen. Mobilenetv2: Inverted residuals and linear bottlenecks. In *CVPR*, 2018. 6
- [35] Yifan Sun, Liang Zheng, Yi Yang, Qi Tian, and Shengjin Wang. Beyond part models: Person retrieval with refined part pooling (and a strong convolutional baseline). In *ECCV*, 2018. 1, 8
- [36] Christian Szegedy, Vincent Vanhoucke, Sergey Ioffe, Jon Shlens, and Zbigniew Wojna. Rethinking the inception architecture for computer vision. In *CVPR*, 2016. 6
- [37] Hugo Touvron, Matthieu Cord, Matthijs Douze, Francisco Massa, Alexandre Sablayrolles, and Hervé Jégou. Training data-efficient image transformers & distillation through attention. In *ICML*, 2021. 5, 6
- [38] Fangbin Wan, Yang Wu, Xuelin Qian, Yixiong Chen, and Yanwei Fu. When person re-identification meets changing clothes. In *CVPRW*, 2020. 1, 2
- [39] Fangbin Wan, Yang Wu, Xuelin Qian, Yixiong Chen, and Yanwei Fu. When person re-identification meets changing clothes. In *CVPRW*, 2020. 1
- [40] Jingya Wang, Xiatian Zhu, Shaogang Gong, and Wei Li. Transferable joint attribute-identity deep learning for unsupervised person re-identification. In *CVPR*, 2018. 1
- [41] Kai Wang, Zhi Ma, Shiyang Chen, Jinni Yang, Keke Zhou, and Tao Li. A benchmark for clothes variation in person re-identification. *IJIS*, 2020. 1, 2
- [42] Taiqing Wang, Shaogang Gong, Xiatian Zhu, and Shengjin Wang. Person re-identification by video ranking. In *ECCV*. Springer, 2014. 1, 2
- [43] Xin Wang, Yudong Chen, and Wenwu Zhu. A survey on curriculum learning. *TPAMI*, 2021. 3, 4
- [44] Tong Xiao, Hongsheng Li, Wanli Ouyang, and Xiaogang Wang. Learning deep feature representations with domain guided dropout for person re-identification. In *CVPR*, 2016. 1
- [45] Peng Xu and Xiatian Zhu. Deepchange: A long-term person re-identification benchmark. *arXiv preprint arXiv:2105.14685*, 2021. 1, 2, 5, 6, 8
- [46] Fengxiang Yang, Ke Li, Zhun Zhong, Zhiming Luo, Xing Sun, Hao Cheng, Xiaowei Guo, Feiyue Huang, Rongrong Ji, and Shaozi Li. Asymmetric co-teaching for unsupervised cross-domain person re-identification. In *AAAI*, 2020. 1
- [47] Qize Yang, Ancong Wu, and Wei-Shi Zheng. Person re-identification by contour sketch under moderate clothing change. *TPAMI*, 2019. 1, 2, 3, 5, 8
- [48] Qize Yang, Ancong Wu, and Wei-Shi Zheng. Person re-identification by contour sketch under moderate clothing change. *TPAMI*, 2019. 5, 8
- [49] Mang Ye, Jianbing Shen, Gaojie Lin, Tao Xiang, Ling Shao, and Steven CH Hoi. Deep learning for person re-identification: A survey and outlook. *arXiv preprint arXiv:2001.04193*, 2020. 1
- [50] Hong-Xing Yu, Wei-Shi Zheng, Ancong Wu, Xiaowei Guo, Shaogang Gong, and Jian-Huang Lai. Unsupervised person re-identification by soft multilabel learning. In *CVPR*, 2019. 1
- [51] Yunpeng Zhai, Shijian Lu, Qixiang Ye, Xuebo Shan, Jie Chen, Rongrong Ji, and Yonghong Tian. Ad-cluster: Augmented discriminative clustering for domain adaptive person re-identification. In *CVPR*, 2020. 1
- [52] Zhizheng Zhang, Cuiling Lan, Wenjun Zeng, Xin Jin, and Zhibo Chen. Relation-aware global attention for person re-identification. In *CVPR*, 2020. 8
- [53] Rui Zhao, Wanli Ouyang, and Xiaogang Wang. Person re-identification by saliency learning. *TPAMI*, 2016. 1
- [54] Liang Zheng, Liyue Shen, Lu Tian, Shengjin Wang, Jingdong Wang, and Qi Tian. Scalable person re-identification: A benchmark. In *ICCV*, 2015. 1
- [55] Zhun Zhong, Liang Zheng, Zhiming Luo, Shaozi Li, and Yi Yang. Invariance matters: Exemplar memory for domain adaptive person re-identification. In *CVPR*, 2019. 1
- [56] Kaiyang Zhou, Yongxin Yang, Andrea Cavallaro, and Tao Xiang. Learning generalisable omni-scale representations for person re-identification. *TPAMI*, 2021. 5, 6
- [57] Kuan Zhu, Haiyun Guo, Zhiwei Liu, Ming Tang, and Jinqiao Wang. Identity-guided human semantic parsing for person re-identification. In *ECCV*. Springer, 2020. 8
- [58] Xiangping Zhu, Xiatian Zhu, Minxian Li, Pietro Morerio, Vittorio Murino, and Shaogang Gong. Intra-camera supervised person re-identification. *IJCV*, 2021. 1

# Appendices

We show the cluster change process by our *Curriculum Person Clustering* (CPC) method on dozens of images from a single person identity on the DeepChange dataset. From Figure 7a, 7b, 7c, it is seen that the images are grouped into multiple clusters by different clothes. As the training progresses, samples with different clothes are gradually merged into one cluster as shown in Figure 7d, 7e. Without our CPC, however, this cross-clothes clustering fails as shown in Figure 7f. This explains the superiority of our CPC in tackling the clothes change challenge over existing state-of-the-art alternatives.




Figure 7. (a-e) The dynamic clustering process of dozens of person images with the same identity but different clothes during training on the DeepChange dataset. At each epoch, bounding box color indicates the cluster membership. It is seen that our Curriculum Person Clustering (CPC) learning method can gradually discover the clothes change situations, starting with grouping the same-clothes person images. (f) Without our proposed CPC method, these person images are usually split into different clusters by different clothes, leading to a model with low invariance to clothes change.

## Supplementary Material: Unsupervised Long-Term Person Re-Identification with Clothes Change

First Author  
Institution1  
Institution1 address  
firstauthor@i1.org

Second Author  
Institution2  
First line of institution2 address  
secondauthor@i2.org

We show the cluster change process by our *Curriculum Person Clustering* (CPC) method on dozens of images from a single person identity on the DeepChange dataset. From Figure 1a, 1b, 1c, it is seen that the images are grouped into multiple clusters by different clothes. As the training progresses, samples with different clothes are gradually merged into one cluster as shown in Figure 1d, 1e. Without our CPC, however, this cross-clothes clustering fails as shown in Figure 1f. This explains the superiority of our CPC in tackling the clothes change challenge over existing state-of-the-art alternatives.




Figure 1. (a-e) The dynamic clustering process of dozens of person images with the same identity but different clothes during training on the DeepChange dataset. At each epoch, bounding box color indicates the cluster membership. It is seen that our Curriculum Person Clustering (CPC) learning method can gradually discover the clothes change situations, starting with grouping the same-clothes person images. (f) Without our proposed CPC method, these person images are usually split into different clusters by different clothes, leading to a model with low invariance to clothes change.