

Auto-ABSA: Automatic Detection of Aspects in Aspect-Based Sentiment Analysis

Teng Wang wt0318@outlook.com

Yijie Tong 11811512@mail.sustech.edu.cn

Bolun Sun bsun26@jh.edu

March 29, 2022

Abstract

Following the proposal of the transformer, many pre-trained language models were developed, and the sentiment analysis (SA) task was improved. In this paper, we proposed a method that uses an auxiliary sentence to describe aspects that the sentence contains to help sentiment prediction. The first is aspect detection, which uses a multi-aspects detection model to predict all the aspects that the sentence has. Combining the predicted aspects and the original sentence as the Sentiment Analysis (SA) model's input. The second is to do out-of-domain aspect-based sentiment analysis (ABSA), train a sentiment classification model with one kind of dataset and validate it with another kind of dataset. Finally, we created two baselines, they use no aspect and all aspects as the sentiment classification model's input, respectively. Compared two baselines' performance to our method, we found that our method really makes sense.

1 Introduction

With the rapid development of information technology, it provides users with a wealth of information and services. Various fields combined with information technology have used natural language processing technology to extract valuable information from massive unstructured text data. Sentiment analysis (SA) is a sub-task of Natural Language Processing (NLP). Each sentence usually contains sentiment, and people can use sentiment to analyze people's reviews of products and news. It can also be used for election polls.

Predicting the polarity, where the sentence has only one polarity, is easy. But every sentence usually has more than one polarity. One sentence may have more than one target, and each target may have more than one polarity for different aspects. For example, a comment review like this: "I love using iPhone because of its quality, but it's too expensive." In this sentence, the polarity of price is negative and the polarity of quality is positive. Aspect-based sentiment analysis (ABSA) is a sub-task of SA; this task detects every polarity of every aspect of the target, and it isn't a simple text classification task. How to build a model that can detect the polarity of different aspects will be the most important part of ABSA.

[Tang et al., 2015] uses two LSTM neural networks; one input is the preceding contexts plus target, and the other input is the following contexts plus target. Then they combine the two LSTM neural network outputs, and apply the softmax function to get the possibility of polarity. This model uses LSTM, whose performance is poorer than the attention mechanism and can't be computed in parallel. [Sun et al., 2019] utilizes Bert and an auxiliary sentence to predict polarity. [Wan et al., 2020] proposed a method, before feeding a sentence to the model, we must know the aspect range of the dataset. Then do full permutations of all aspects and polarities (positive, negative, neutral) as "auxiliary sentences." Combine the auxiliary sentence and the original sentence, feeding them to the model, and the model will output the possibility of the aspect polarity. This method has 2 drawbacks. One is that we must know the aspect range of the dataset. If we use another type of dataset for prediction, which

has different aspects, this method will fail. Another is data imbalance. Each sentence may contain one or two aspects, but the range of aspects can be very large. After data preprocessing, we will get lots of data, which possibility equals 0. If the range of aspects is large, the model will train hard and have a tendency to output 0. [Gao et al., 2019] proposed a method that uses an auxiliary sentence as prior knowledge to get the possibilities of positive, negative, and neutral. The auxiliary sentence consists of the target of the sentence; it doesn't consider the aspect. Sometimes one target corresponds to more than one aspect. [He et al., 2020] proposed disentangled attention and DeBERTa, the model, after fine-tuning, is the art-of-state on ABSA.

When natural language processing technology is applied in a new domain, the data in the current task needs to be re-analyzed. Extracting valid features is a costly effort, especially when the domain characteristics to be analyzed change frequently. In order to ensure the accuracy of the model, it often requires a large amount of high-quality manual annotation data, and in many cases, annotating data manually is also a difficult and costly task. The cross-domain aspect-based sentiment analysis (ABSA) studied in this paper aims to conduct aspect-based sentiment analysis on unlabeled data in the target domain through training with annotated data in the source domain. There are certain differences between the two datasets. For example, the training data is related to restaurant reviews and the testing data is related to real estate reviews. It is a very challenging task to realize cross-domain sentiment analysis.

Words are very important in the emotion classification task. Apart from stop words that have little influence on sentence meaning, other words may have different emotional tendencies in different fields, such as "unpredictable" usually contributes to the positive sentiment in movie reviews but is negative in evaluation of electronic components. In order to overcome the constraint of using the aspect-based sentiment analysis model in different domains, using the existing model trained in one field to deal with tasks in other fields is a method to reduce the time and economic cost of retraining the model. The Automatic Detection of Aspects in Aspect-Based Sentiment Analysis has become one of the most effective solutions in this situation.

In this paper, we propose a cross-domain sentiment analysis model constructed based on deep learning methods. First, we test the performance of the sentiment classification model when we give all the aspects that the dataset has, and no aspects, as a part of the model input. Then we gave the right aspects of the data from the SemEval16 dataset to our sentiment classification model trained on the Sentihood dataset. Compared to the previous two baseline tests, we found that when we had the right aspects to conduct aspect-based sentiment analysis, the performance improved. For getting the right aspects, we found that modified SpanEmo [Alhuzali and Ananiadou, 2021] can find the right aspects. SpanEmo was not initially made to detect aspects; it's used to detect multi-emotions. So, we changed SpanEmo and made it predict aspects that the sentence has. And we found that this method based on SpanEmo has good performance in predicting various aspects. Combining SpanEmo with Sentiment-Predictor as a "Big Model", we have proposed Auto-ABSA that can predict the aspects a sentence has, to conduct cross-domain aspect-based sentiment analysis, and we tested its performance, which has been improved over the two baselines we have.

Our contributions are listed as follows:

1. Modified SpanEmo to realize multi-aspect detection.
2. Trained the model with one type of dataset and validated the model with another type of dataset. With an auxiliary sentence about aspect, it helps the model do Auto-ABSA.
3. Made better interpretability. When we give the aspects that the sentence has, we can see the influence of the predicted aspect on the model. We created two baselines, compared two baselines to our model, found that our method can make sense.

We now turn to describing our framework in detail.

2 Related Work

In early studies, sentiment classification was built by LSTM [Hochreiter and Schmidhuber, 1997], GRU [Chung et al., 2014], etc. [Tang et al., 2015] combines two LSTM neural networks, one input is the preceding contexts plus target, and the other input is the following contexts plus target. [Wang et al., 2016] proposed an attention-based LSTM to predict polarity at an aspect level.

[Chen et al., 2017] proposed a model that uses Bi-RNN, location- weighted memory, and attention. But these model don't have good performance.

After the transformer [Vaswani et al., 2017] was proposed, attention mechanism [Bahdanau et al., 2014] became widely popular, and there are more and more pre-trained models in NLP ,more attention mechanisms, and more strategies of training models, such as, Bert [Devlin et al., 2018], RoBerta [Liu et al., 2019], DeBerta [He et al., 2020], etc. [Gao et al., 2019] [Sun et al., 2019] proposed a method that uses BERT and auxiliary sentences as prior knowledge to improve sentiment prediction. [Wan et al., 2020] employs BERT to construct a multi-task model; it predicts not only the polarity of aspects, but also the location of the target on word level. But it uses all permutations for polarities (positive, negative, neutral) and aspects that the dataset contains. It causes data imbalance, and the model has a tendency to output 0. That makes it hard to train on sentiment prediction task, let alone model also trains on target position prediction task.

Our aspect detection model will be based on SpanEmo, [Alhuzali and Ananiadou, 2021]. SpanEmo is used to predict all of the emotions that a sentence has. We changed every emotion to every aspect, to see whether SpanEmo can predict every aspect that the sentence contains well. Figure 1 will show the SpanEmo architecture. The input is the combination of all aspects and a sentence, and the output is all aspects of possibility.

3 Methodology

3.1 SpanEmo

$\{S, Y\}$ as a set of N examples with the fixed aspects labels of C classes, where s_i represents i-th sentence and $y_i \in 0, 1^m$ represents the aspects that the sentence contains. The input of SpanEmo has two parts, one is the set of fixed aspects classes and another is the corresponding sentence. After feeding input to BERT Encoding, the hidden representations ($H_i \in R^{L, D}$) are as follows(L represents the max length of input and D represents the hidden state dimensional):

$$H_i = BERT([CLS] + [C] + [SEP] + s_i)$$

Because SpanEmo will predict every aspect of that sentence, this is a multi-label binary classification task. We will use a Fully Connected Network (FCN) and a sigmoid activation function to get the possibilities of all aspects \hat{y} .

$$\hat{y} = sigmoid(FCN(H_i))$$

The original SpanEmo paper employs a model loss function that combines Label-Correlation Aware (LCA) and Binary Cross-entropy (BCE), and we reasoned that SpanEmo would be penalized with such a loss function when it predicted a pair of labels that should not co-exist for a given example. We won't change the loss function.

$$L_{LCA}(y, \hat{y}) = \frac{1}{|y^0||y^1|} \sum_{(p,q) \in y^0 \times y^1} exp(\hat{y}_p - \hat{y}_q)$$

$$L = (1 - \alpha)L_{BCE} + \alpha \sum_{i=1}^M L_{LCA}$$

where y^0 represents the set of negative labels and y^1 represents the set of positive labels. \hat{y}_p represents the p^{th} element of vector \hat{y} .

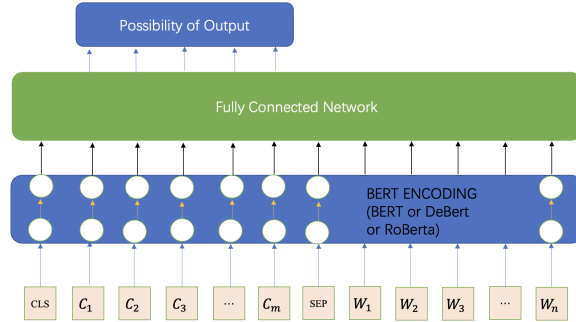


Figure 1: The SpanEmo architecture.

3.2 Sentiment predictor

After building SpanEmo, we will train the sentiment predictor, which can predict sentiment whether the training dataset is similar to the test dataset. In other words, the sentiment predictor will train with one kind of dataset and test with another kind of dataset, such as a training dataset about urban life and a test dataset about restaurant. Figure 2 will show the model architecture. We built the sentiment predictor for one reason: we want to know if sentiment predictors trained with a kind of dataset can predict well with another type of dataset in different domain. If a sentiment predictor can predict well with another dataset, we have three ways to do out of domain aspect-based sentiment analysis. One is using SpanEmo to get all the aspects that the sentence contains, then combining the aspect, target, and sentence as sentiment predictor input, the model will give positive, negative, and neutral possibilities. The second method is to use sentiment predictor with all aspects, target, and sentence directly. The third method is using a sentiment predictor with no aspects, target, and sentence.

For example, we have a sentence that “The food is delicious, but it’s too expensive” and a set of aspects that include price, quality, and atmosphere. The following table illustrates the application of these three methods in this example.

Table 1: Examples of input

Type	Input
SpanEmo + sentimentPre-dictor	[CLS] what do you think of quality, and price of the food? [SEP] The food is delicious, but it’s too expensive [SEP]
Sentiment Pre-dictor + all aspects	[CLS] what do you think of quality, price and atmosphere of the food? [SEP] The food is delicious, but it’s too expensive [SEP]
Sentiment Pre-dictor + no aspects	[CLS] what do you think of NULL of the food? [SEP] The food is delicious, but it’s too expensive [SEP]

Define (A,T,S) as our dataset, A denotes the aspect that the sentence contains, T denotes the target of the sentence, and S denotes the sentence. The model input representations for each dataset are as follows:

$$input_i = [CLS] + s_{1,i} + [SEP] + s_{2,i}$$

Where $s_{1,i}$ is “what do you think of [aspects] of [target]” and $s_{2,i}$ is the original sentence. After feeding input to Bert Encoding, the hidden presentation H_i will be obtained. Owing to our task is a

classification task, we will use the Fully Connected Network and Softmax activation function to get the possibilities of positive, negative, and neutral with the target. The output corresponding to the [CLS] token represents the positive, negative, and neutral possibilities of sentiment with regard to the target. Where y is 3×1 .

$$H_i = BERT(input_i)$$

$$\hat{y} = Softmax(FCN(H_i))$$

The loss function of the sentiment predictor is a cross-entropy loss function, where M is the number of classes, y is a binary indicator (0 or 1) if class label c is the correct classification for observation o , and p is the predicted probability that observation o is of class c .

$$L_o = - \sum_{c=1}^M y_{o,c} \log(p_{o,c})$$

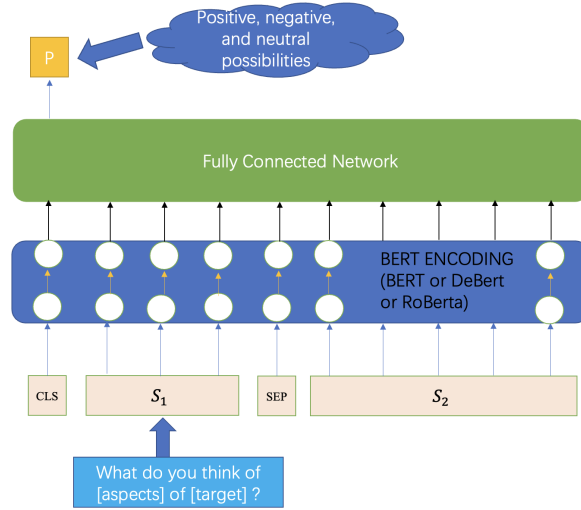


Figure 2: The sentiment predictor architecture.

3.3 Out-of-Domain-ABSA

What we want to do is to do out of domain aspect-based sentiment analysis. It means that if we don't have a kind of dataset to train a model, such as a restaurant dataset, but we want to make a prediction with that dataset.

One method is to use SpanEmo and a sentiment predictor. For convenience, we name it "Big-Model". Big-Model architecture will be shown in Figure 3. Firstly, we will train SpanEmo with a dataset. When we want to predict the aspect that a sentence contains, we feed the sentence into SpanEmo to get the aspects. Then, we will train the Sentiment Predictor with any dataset and combine the predicting aspects, target, and sentence as sentiment predictor input. Feeding input to the Sentiment Predictor to get the possibilities of sentiments for the target.

The second way is by using the sentiment predictor with all aspects. If we know all the aspects that the sentence has, we can feed the set of aspects to input, test the model, and also get the possibilities of sentiments.

The third way is to use the sentiment predictor with no aspect. Feeding NULL as an aspect to input, testing with the model, and obtaining sentiment possibilities.

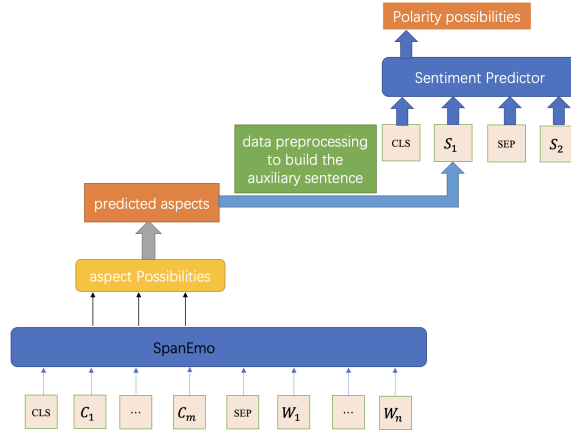


Figure 3: The BigModel architecture.

4 Experiments

This section, involving datasets and evaluation of our model, will report statistics on our results. We used Pytorch [Paszke et al., 2019] for implementation and ran all experiments on V100 GPU with 16 GB memory. Each experiment uses three pre-trained models, which are BERT-base, DeBerta-base, and RoBerta-base, for fine-tuning and comparison.

4.1 Datasets

We mainly use four datasets for our training, evaluation, and testing. The Sentihood dataset, the SemEval-2014 dataset, the SemEval-2015 dataset and the SemEval-2016 dataset.

4.2 Training Details

For SpanEmo training, we split 80% data for training, 10% data for validation, and 10% data for testing. We did some experiments and found hyper-parameters (Table 2 shows) are the best.

The SemEval 2016 dataset has six aspects, which are food, restaurant, atmosphere, drinks, location, and service. For example, we have a sentence that says "After all that, they complained to me about the small tip." The aspect that the sentence has is service. The model input is "[CLS] food, restaurant, atmosphere, drinks, location, and service [SEP] After all that, they complained to me about the small tip." The model will output the possibility of "service", which is greater than the threshold, and the possibility of "food, restaurant, atmosphere, drinks, location", which is less than the threshold.

For Sentiment Predictor training, we also split 80% data for training, 10% data for validation, and 10% data for test. Because SpanEmo predicts aspects of one target, it makes the Sentiment Predictor predict the polarity of one target; otherwise the Sentiment Predictor doesn't know which aspect corresponds to which target. These sentences, which have more than one target, will be deleted. After experiments, the Hyper-parameters shown in table 3 are the best.

Firstly, utilize the right aspects and target to create the auxiliary sentence, like "what do you think of [aspects] of [target]." Then combine the auxiliary sentence and the original sentence as the Sentiment Predictor input. The Sentiment Predictor will output the possibility of polarity.

Table 2: Train SpanEmo Hyper-parameters

max-length	128
dropout	0.2
train bs	32
validation bs	32
Bert lr	2e-5
ffn lr	1e-3
alpha-loss	0.2
optimizer	Adam

Table 3: Train Sentiment Predictor Hyper-parameters

weight decay	linear weight decay
warm up	0.1 * total steps
max length	128
dropout	0.1
train bs	32
validation bs	32
Bert lr	2e-5
ffn lr	1e-3
optimizer	Adam

4.3 Exp-I: Aspect Detection

We train and evaluate the SpanEmo on different datasets separately to see how the SpanEmo performs. The statistics are shown as follows:

Table 4: Train & evaluate SpanEmo on SemEval 2014

	F1-Macro	F1-Micro	JS	precision	recall
bert-base	0.7551	0.6999	0.7126	0.7551	0.7171
DeBerta	0.7371	0.7129	0.6726	0.7911	0.6899
RoBerta	0.7752	0.7707	0.7519	0.7752	0.7752

Table 5: Train & evaluate SpanEmo on SemEval 2015

	F1- macro	F1- Micro	JS	precision	recall
bert-base	0.7000	0.4660	0.6750	0.7000	0.7000
DeBerta	0.7347	0.4191	0.6687	0.8060	0.6750
RoBerta	0.5862	0.2786	0.5312	0.6538	0.5312

Table 6: Train & evaluate SpanEmo on SemEval 2016

	F1- macro	F1- Micro	JS	precision	recall
bert-base	0.8213	0.5307	0.7748	0.8438	0.8000
DeBerta	0.8401	0.6424	0.8168	0.8433	0.8370
RoBerta	0.8333	0.5364	0.8333	0.8527	0.8148

4.4 Exp-II: Sentiment Prediction

We train the Sentiment Predictor with the Sentihood dataset and evaluate it with the right aspect on the SemEval 2016 dataset. We also created two baseline tests: one is training and evaluating it with all aspects, and the other is training and evaluating it with no aspect. Compare two baseline tests to a model with the right aspect.

Table 7: Train SentimentPredictor on Sentihood dataset and test SentimentPredictor on SemEval 2016 dataset with the right aspect

	F1- micro	F1- macro
bert-base	0.7734	0.6330
DeBerta	0.7750	0.6076
RoBerta	0.7508	0.6026

Table 8: Train Sentiment Predictor on Sentihood dataset and evaluate it on SemEval2016 dataset with all aspects

	F1- micro	F1- macro
bert-base	0.6586	0.2647
DeBerta	0.7453	0.2847
RoBerta	0.6586	0.2647

Table 9: Train SentimentPredictor on Sentihood dataset and evaluate it on SemEval2016 dataset with no aspect

	F1-micro	F1-macro
bert-base	0.6648	0.2662
DeBerta	0.6531	0.2634
RoBerta	0.663	0.2659

4.5 Exp-III: OUT-OF-DOMAIN-ABSA

The combined model uses SpanEmo, trained by SemEval-2016, and Sentiment Predictor trained by SentiHood. For convenience, this combined model is called "Big-Model". SpanEmo outputs the predicted aspects. When we combine the predicted aspects, target, and the original sentence as sentimentPredictor’s input, we will get the possibilities of polarity. The statistics are shown as follows:

Table 10: Train & evaluate Big-Model on SemEval 2016

	F1-micro	F1-macro
Bert-base	0.7391	0.6174
DeBerta	0.7203	0.5909
RoBerta	0.7648	0.6261

Table 11: Train & evaluate BigModel on SemEval 2014

	F1-micro	F1-macro
bert-base	0.6622	0.5965
DeBerta	0.7200	0.6082
RoBerta	0.4400	0.4670

Table 12: Train & evaluate BigModel on SemEval 2015

	F1-micro	F1-macro
bert-base	0.7000	0.5350
DeBerta	0.5000	0.5000
RoBerta	0.5813	0.4299

In table 10, we can compare it to two baselines. One is table 8, and the other is table 9. It’s clear that after giving predicted aspects as prior knowledge, the Sentiment Predictor has better interpretability and performance. It proves that the right aspect can be used as knowledge to do out-of-domain ABSA. When we have another kind of dataset to classify and we don’t have enough money and time to re-build or re-train a model, we can use this method to do out-of-domain text classification.

There is something wired that Big-Model based on RoBerta with the right aspects performance is lower than Big-Model based on RoBerta with the predicted aspects(table 10 and table 7 show). Predicted aspects always exist some aspects which are wrongly predicted. We think this phenomenon is affected by random factors.

5 Conclusion

We propose a new method aimed at improving the performance of cross-domain aspect-based sentiment analysis. We first modify the SpanEmo to predict the correct aspects of a sentence. At the same time, we demonstrate the performance of our proposed method on different Sentiment Predictors (Bert-base, DeBerta, RoBerta). Our empirical evaluation and analysis also demonstrate the effectiveness and advantages of our model in cross-domain aspect-based sentiment analysis. Through continuous training, we improved the performance of the model and achieved an improvement compared to the two baseline tests. However, currently our model can only process a single target as input, and we will conduct further work on multiple targets in the future. We hope that this study will inspire the community to investigate further research into cross-domain aspect-based sentiment analysis to greatly reduce the time and economic cost of retraining.

References

- [Alhuzali and Ananiadou, 2021] Alhuzali, H. and Ananiadou, S. (2021). Spanemo: Casting multi-label emotion classification as span-prediction. *arXiv preprint arXiv:2101.10038*.
- [Bahdanau et al., 2014] Bahdanau, D., Cho, K., and Bengio, Y. (2014). Neural machine translation by jointly learning to align and translate. *arXiv preprint arXiv:1409.0473*.
- [Chen et al., 2017] Chen, P., Sun, Z., Bing, L., and Yang, W. (2017). Recurrent attention network on memory for aspect sentiment analysis. In *Proceedings of the 2017 conference on empirical methods in natural language processing*, pages 452–461.
- [Chung et al., 2014] Chung, J., Gulcehre, C., Cho, K., and Bengio, Y. (2014). Empirical evaluation of gated recurrent neural networks on sequence modeling. *arXiv preprint arXiv:1412.3555*.
- [Devlin et al., 2018] Devlin, J., Chang, M.-W., Lee, K., and Toutanova, K. (2018). Bert: Pre-training of deep bidirectional transformers for language understanding. *arXiv preprint arXiv:1810.04805*.
- [Gao et al., 2019] Gao, Z., Feng, A., Song, X., and Wu, X. (2019). Target-dependent sentiment classification with bert. *IEEE Access*, 7:154290–154299.
- [He et al., 2020] He, P., Liu, X., Gao, J., and Chen, W. (2020). Deberta: Decoding-enhanced bert with disentangled attention. *arXiv preprint arXiv:2006.03654*.
- [Hochreiter and Schmidhuber, 1997] Hochreiter, S. and Schmidhuber, J. (1997). Long short-term memory. *Neural computation*, 9(8):1735–1780.
- [Liu et al., 2019] Liu, Y., Ott, M., Goyal, N., Du, J., Joshi, M., Chen, D., Levy, O., Lewis, M., Zettlemoyer, L., and Stoyanov, V. (2019). Roberta: A robustly optimized bert pretraining approach. *arXiv preprint arXiv:1907.11692*.
- [Paszke et al., 2019] Paszke, A., Gross, S., Massa, F., Lerer, A., Bradbury, J., Chanan, G., Killeen, T., Lin, Z., Gimelshein, N., Antiga, L., et al. (2019). Pytorch: An imperative style, high-performance deep learning library. *Advances in neural information processing systems*, 32:8026–8037.
- [Sun et al., 2019] Sun, C., Huang, L., and Qiu, X. (2019). Utilizing bert for aspect-based sentiment analysis via constructing auxiliary sentence. *arXiv preprint arXiv:1903.09588*.
- [Tang et al., 2015] Tang, D., Qin, B., Feng, X., and Liu, T. (2015). Effective lstms for target-dependent sentiment classification. *arXiv preprint arXiv:1512.01100*.
- [Vaswani et al., 2017] Vaswani, A., Shazeer, N., Parmar, N., Uszkoreit, J., Jones, L., Gomez, A. N., Kaiser, L., and Polosukhin, I. (2017). Attention is all you need. In *Advances in neural information processing systems*, pages 5998–6008.
- [Wan et al., 2020] Wan, H., Yang, Y., Du, J., Liu, Y., Qi, K., and Pan, J. Z. (2020). Target-aspect-sentiment joint detection for aspect-based sentiment analysis. In *Proceedings of the AAAI Conference on Artificial Intelligence*, volume 34, pages 9122–9129.

[Wang et al., 2016] Wang, Y., Huang, M., Zhu, X., and Zhao, L. (2016). Attention-based lstm for aspect-level sentiment classification. In *Proceedings of the 2016 conference on empirical methods in natural language processing*, pages 606–615.