



Precision measurement of the W boson decay branching fractions in proton-proton collisions at $\sqrt{s} = 13$ TeV

The CMS Collaboration*

Abstract

The leptonic and inclusive hadronic decay branching fractions of the W boson are measured using proton-proton collision data collected at $\sqrt{s} = 13$ TeV by the CMS experiment at the CERN LHC, corresponding to an integrated luminosity of 35.9 fb^{-1} . Events characterized by the production of one or two W bosons are selected and categorized based on the multiplicity and flavor of reconstructed leptons, the number of jets, and the number of jets identified as originating from the hadronization of b quarks. A binned maximum likelihood estimate of the W boson branching fractions is performed simultaneously in each event category. The measured branching fractions of the W boson decaying into electron, muon, and tau lepton final states are $(10.83 \pm 0.10)\%$, $(10.94 \pm 0.08)\%$, and $(10.77 \pm 0.21)\%$, respectively, consistent with lepton flavor universality for the weak interaction. The average leptonic and inclusive hadronic decay branching fractions are estimated to be $(10.89 \pm 0.08)\%$ and $(67.32 \pm 0.23)\%$, respectively. Based on the hadronic branching fraction, three standard model quantities are subsequently derived: the sum of squared elements in the first two rows of the Cabibbo–Kobayashi–Maskawa (CKM) matrix $\sum_{ij} |V_{ij}|^2 = 1.984 \pm 0.021$, the CKM element $|V_{cs}| = 0.967 \pm 0.011$, and the strong coupling constant at the W boson mass scale, $\alpha_S(m_W^2) = 0.095 \pm 0.033$.

Published in Physical Review D as doi:10.1103/PhysRevD.105.072008.

1 Introduction

Measurements of the leptonic and hadronic widths of the W boson, $\Gamma(W \rightarrow \ell\bar{\nu})$ with $\ell = e, \mu, \tau$ and $\Gamma(W \rightarrow q\bar{q}')$, respectively, or their corresponding decay branching fractions derived from their ratio to the total W width, $\mathcal{B}(W \rightarrow \ell\bar{\nu}, q\bar{q}') = \Gamma(W \rightarrow \ell\bar{\nu}, q\bar{q}')/\Gamma_{W,\text{total}}$, provide a compelling testing ground to investigate fundamental aspects of the standard model (SM). Primarily, all electroweak (EW) bosons are assumed to couple equally to all three lepton generations, a property known as lepton flavor universality (LFU), and experimental evidence of a departure from this assumption would be a sign of new physics. In recent years, hints of potential LFU violation have been reported, e.g., in semileptonic decays of B mesons where the bottom quark converts into a strange quark through an intermediate W boson [1–5]. In addition, other hints of LFU failure have been seen in rarer (electroweak, loop-induced) B-meson decays [6, 7]. A complementary test of LFU can be carried out by comparing the three branching fractions of the W boson in the electron, muon, and tau lepton decay channels. The most precise values of the $\mathcal{B}(W \rightarrow \ell\bar{\nu}_\ell)$ fractions have been obtained from combinations of measurements performed by each of the four LEP experiments at CERN [8, 9]. Based on these results, a ratio between branching fractions has been obtained,

$$R_{\tau/(e+\mu)} = \frac{2\mathcal{B}(W \rightarrow \tau\bar{\nu}_\tau)}{\mathcal{B}(W \rightarrow e\bar{\nu}_e) + \mathcal{B}(W \rightarrow \mu\bar{\nu}_\mu)} = 1.066 \pm 0.025, \quad (1)$$

which shows a 2.6 standard-deviations departure from the SM expectation of $R_{\tau/\ell} = 0.9996$ [10–12]. Confirmation of this hint of LFU violation requires more precise measurements of the W boson branching fractions than available at LEP. In proton-proton (pp) collisions at the LHC, the large cross section for the production of top quark-antiquark pairs ($t\bar{t}$), each decaying into a W boson and a bottom (b) quark, offers a sizable high-purity sample of W boson pairs useful for a high-precision study of their decays. A recent measurement by the ATLAS Collaboration took advantage of the large $t\bar{t}$ production at the LHC to measure the ratio $R_{\tau/\mu}$ by fitting the transverse impact parameter distribution of the W-decay muons [13]. The resulting value of $R_{\tau/\mu} = 0.992 \pm 0.013$ is in tension with the LEP result, and favors the LFU hypothesis. Measurements of the ratio of the electronic to muonic branching fractions of the W boson have also been performed by D0 [14], CDF [15], ATLAS [16], and LHCb [17], where each experiment observed values consistent with LFU.

A second motivation to study W boson decays arises from the fact that within the SM the W hadronic width depends on various free parameters of the theory—such as the strong coupling constant at the W mass, $\alpha_S(m_W^2)$, and the quark flavor mixing elements of the first two rows of the Cabibbo–Kobayashi–Maskawa (CKM) matrix—that can thereby be indirectly determined. Theoretically, the decay width of the W boson into (massless) quarks is provided by the expression,

$$\Gamma(W \rightarrow q\bar{q}') = \frac{\sqrt{2}G_F N_c}{12\pi} m_W^3 \sum_{i,j} |V_{ij}|^2 \left[1 + \sum_{k=1}^4 c_{\text{QCD}}^{(i)} \left(\frac{\alpha_S}{\pi} \right)^k + \delta_{\text{EW}}(\alpha) + \delta_{\text{mix}}(\alpha\alpha_S) \right], \quad (2)$$

where the factor before the parentheses is the Born width, which depends on the number of colors $N_c = 3$, the Fermi constant G_F , m_W , and the sum of squared CKM matrix elements V_{ij} (excluding terms involving the top quark that are not kinematically accessible). The terms in parenthesis of Eq. (2) include the higher-order perturbative quantum chromodynamics (QCD) corrections, given by an expansion in α_S^k coefficients known up to order $k = 4$ [18], the EW corrections δ_{EW} known to order $\mathcal{O}(\alpha)$ [10] (where α is the electromagnetic coupling), and the mixed EW plus QCD corrections δ_{mix} known to order $\mathcal{O}(\alpha\alpha_S)$ [19]. Based on Eq. (2) and the

ratio of hadronic to leptonic branching fractions of the W boson, the unitarity of the first two rows of the CKM matrix can be tested by searching for a deviation from $\sum_{u,c,d,s,b} |V_{ij}|^2 \equiv 2$. Additionally, it is possible to indirectly determine the value of $|V_{cs}|$ [8, 20], which currently has the largest absolute uncertainty among the elements of the first two rows of the CKM matrix. Based on the current world-average values of the CKM elements [9], the quadratic sum of the elements in the first two CKM matrix rows can be derived, $\sum_{u,c,d,s,b} |V_{ij}|^2 = 2.002 \pm 0.027$, with a 1.3% precision dominated by the uncertainty of the $|V_{cs}|$ element. Consequently, a measurement of the inclusive W hadronic branching fraction with subpercent uncertainties provides a more precise, albeit indirect, determination of the value of the $|V_{ij}|^2$ sum as well as of $|V_{cs}|$. Assuming CKM unitarity, it is also possible to determine the value of $\alpha_S(m_W^2)$ via Eq. (2), although not with a precision competitive with other extractions to date [9, 12].

This paper describes a measurement of the three leptonic branching fractions, as well as of the inclusive hadronic branching fraction, of W boson decays. The analysis is based on pp collision data at a center-of-mass energy of 13 TeV corresponding to an integrated luminosity of 35.9 fb^{-1} [21] collected by the CMS experiment at the CERN LHC in 2016. Selected events are required to contain at least one electron or muon with large transverse momentum, p_T . The events are grouped into final-state categories that primarily target decays of two W bosons originating from $t\bar{t}$ production. The values of the W boson branching fractions are estimated from a binned maximum likelihood fit to data in final states selected based on the number and the flavor of leptons, the number of jets, the number of those jets identified as originating from b quarks, and a category-dependent kinematic variable.

2 The CMS detector

The central feature of the CMS apparatus is a superconducting solenoid, 13 m in length and 6 m in diameter, which provides an axial magnetic field of 3.8 T. Within the field volume there are several particle detection systems. Charged particle trajectories are measured by silicon pixel and strip trackers, covering $0 < \phi < 2\pi$ in azimuth and $|\eta| < 2.5$ in pseudorapidity, where η is defined as $-\log[\tan(\theta/2)]$ and θ is the polar angle of the trajectory of the particle with respect to the counterclockwise proton beam direction. A lead tungstate crystal electromagnetic calorimeter (ECAL) and a brass and scintillator hadron calorimeter (HCAL) surround the tracking volume and cover the region $|\eta| < 3$. The calorimeters provide energy measurements of photons, electrons, and jets of hadrons. A lead and silicon strip preshower detector is located in front of the ECAL endcap. Muons are identified and measured in gas-ionization detectors embedded in the steel flux return yoke outside of the solenoid. The detector is nearly hermetic, allowing energy balance measurements in the plane transverse to the beam direction. A more detailed description of the CMS detector is reported in Ref. [22].

3 Simulated event samples

Simulated Monte Carlo (MC) event samples are generated for the processes defined as signal ($t\bar{t}$, tW , WW , and $W + \text{jets}$) and backgrounds ($Z + \text{jets}$, $\gamma + \text{jets}$, WZ , and ZZ). The contribution to the background originating from QCD multijet production is estimated using control samples in data. The POWHEG v2 [23–27] MC event generator is used at next-to-leading order (NLO) QCD accuracy to produce samples of $t\bar{t}$, single top quark produced in association with a W boson (tW), and most of the relevant diboson processes (WW , WZ , and $ZZ \rightarrow 2\ell 2\nu$). The $W + \text{jets}$ MC samples are generated at leading-order (LO) QCD accuracy using the MADGRAPH event generator [28]. Drell–Yan, $\gamma + \text{jets}$, WZ , and semileptonic ZZ decay modes are

generated at NLO QCD accuracy with MADGRAPH5_aMC@NLO [29, 30]. In all cases, the MC samples are obtained with the NNPDF3.0 parton distribution functions (PDFs), and are interfaced with PYTHIA 8.212 [31, 32] for parton showering and hadronization. The underlying event (UE) PYTHIA 8.212 tune used for most samples is CUETP8M1 [33] with the exception of the $t\bar{t}$ case which uses the dedicated CUETP8M2T4 tune [34]. The CMS detector response is simulated with a GEANT4-based model [35], and the events are reconstructed and analyzed using the same software employed to process collision data.

The impact of pileup pp collisions on the event reconstruction [36] is accounted for in simulation by superimposing simulated minimum bias pp events on top of each process of interest. Because the distribution of the number of pileup events in the original simulation is not the same as in data, the former is reweighted to match the latter. Scale factors are also applied to account for differences between data and simulation with respect to modeling of the trigger efficiencies, as well as lepton reconstruction, identification, and isolation efficiencies. Additional corrections are applied to account for the energy scale and p_T resolution of charged leptons. The jet energy scale (JES), resolution (JER), and b tagging efficiency and multivariate discriminator distributions measured in data are used to correct the simulated events.

LFU is assumed by default in the simulated event samples, taking $\mathcal{B}(W \rightarrow \ell\bar{\nu}) = 10.86\%$ for each leptonic decay mode [9]. For the τ decays, its hadronic and leptonic branching fractions are taken from their current world-average values [9].

4 Event selection and reconstruction

A two-tier trigger system [37, 38] selects pp collision events of interest for physics analysis. The triggers used to collect data require the detection of a single muon (electron) with $p_T > 24$ (27) GeV and $|\eta| < 2.4$ (2.5).

Though the selection is designed mainly to collect events originating from $t\bar{t}$ production, the chosen criteria also accept contributions from tW , WW and $W + \text{jets}$ production, which are thereby also considered as signal processes in this analysis. The background processes include the production of multiple QCD jets, Z boson plus jets, and WZ and ZZ dibosons. The WZ production is not considered as part of the signal processes because of its negligible contribution. The selection of events consistent with the signal processes requires reconstructing electrons, muons, hadronically decaying τ leptons (τ_h), and hadronic jets. Additionally, to suppress backgrounds it is useful to determine whether reconstructed jets originate from the fragmentation of b quarks.

A global particle-flow (PF) event reconstruction [39] is used to reconstruct and identify each individual particle in a pp collision, with an optimized combination of all subdetector information. Photons are identified as ECAL energy clusters not linked to the extrapolation from any charged particle trajectory reconstructed in the tracker. Electrons are identified as a primary charged particle track plus, potentially, any ECAL energy clusters matched to the track as well as to any bremsstrahlung photons emitted along the way through the tracker material. Muons are identified as tracks in the central tracker that are consistent with either a track or several hits in the muon system, and associated with calorimeter deposits compatible with the muon hypothesis. Charged hadrons are identified as charged particle tracks neither identified as electrons, nor as muons. Finally, neutral hadrons are identified as HCAL energy clusters not linked to any charged hadron trajectory, or as ECAL and HCAL signals with energies above those expected to be deposited by a charged hadron.

The candidate vertex with the largest value of summed physics-object p_T^2 is the primary pp interaction vertex (PV). The physics objects are the jets, clustered using the anti- k_T jet finding algorithm [40, 41] with the tracks assigned to candidate vertices as inputs, and the associated missing transverse momentum, p_T^{miss} , taken as the negative vector p_T sum of all jets. Quality requirements are applied to reconstructed PVs to guarantee that they come from a hard scattering event [42].

Electrons are reconstructed by combining information from the ECAL and the tracking system using a Gaussian-sum filter method [43]. Electrons are required to have $p_T > 10 \text{ GeV}$, and lie within the geometrical acceptance of $|\eta| < 2.5$. Corrections are applied to account for mismeasurements of the electron momentum scale and resolution. To select electrons that have originated from the prompt decay of an EW boson, an isolation variable is constructed by summing the p_T of charged hadrons (I_{ch}), neutral hadrons (I_{neu}), and photons (I_γ) within a cone of radius $\Delta R = \sqrt{(\Delta\eta)^2 + (\Delta\phi)^2} = 0.4$ around the electron candidate direction, and subtracting the contribution from pileup. The combined PF isolation for electron candidates is defined as,

$$I_{\text{PF}} = I_{\text{ch}} + \max\left(0, I_{\text{neu}} + I_\gamma - \rho A_{\text{eff}}(\eta_e)\right), \quad (3)$$

where the pileup correction ρA_{eff} depends on the the median transverse energy density per unit area in the event ρ , and on the area of the isolation region $A_{\text{eff}}(\eta_e)$ weighted by a factor that accounts for the η dependence of the pileup transverse energy density around the electron [44]. Electrons reconstructed in the barrel ($|\eta| < 1.479$) or endcap ($|\eta| > 1.479$), are required to have $I_{\text{PF}}/p_T^e < 0.0588$ and 0.0571 , respectively.

Muon candidates are reconstructed using both the muon and tracker detector subsystems. The coverage of these two detector systems allows reconstruction of muons within $|\eta| < 2.4$ and with p_T as low as 5 GeV [45]. Muons are required to be reconstructed by both the global and tracker reconstruction algorithms. These algorithms are distinct in that the tracker μ^\pm reconstruction begins with tracker information and extrapolates the trajectory to find consistency with hits in the muon system, whereas the global muon algorithm inverts the reconstruction steps starting from the muon system and finding trajectories in the tracker that are consistent with them. The combination of these two algorithms results in a muon reconstruction that is efficient in detecting muons within the detector acceptance as well as accurate in predicting their momenta.

For the purpose of selecting muons promptly produced from weak boson decays, additional identification and isolation requirements are applied [46]. The muon identification requirements are designed to have a high selection efficiency and a low probability of misidentification against nonprompt muons. The isolation of muons is defined as the scalar p_T sum of all charged-hadron, neutral-hadron, and photon PF candidates in a cone of radius $\Delta R = 0.4$ around the μ direction. The isolation includes a term (I_{pileup}) accounting for neutral particles produced by overlapping pp collisions by subtracting half the average energy deposited by pileup,

$$I_{\text{PF}} = I_{\text{ch}} + \max\left(0, I_{\text{neu}} + I_\gamma - 0.5I_{\text{pileup}}\right). \quad (4)$$

All muons are required to have $I_{\text{PF}}/p_T^\mu < 0.15$, except when an isolation sideband is used to estimate backgrounds.

Hadronically decaying τ leptons (τ_h) are reconstructed using the hadron-plus-strips algorithm [47]. This algorithm reconstructs τ_h candidates seeded by a PF jet that is consistent with either a single or a triple charged-pion decay of the τ lepton. In the single charged-pion decay mode, additional neutral pions are reconstructed using their diphoton decays. Any τ_h that overlaps

with reconstructed muons or electrons is rejected. Jets not originating from τ lepton decays are rejected by a multivariate discriminator that takes into account the pileup contribution to the neutral component of the τ lepton decay [47]. The reconstructed τ_h are required to have $p_T > 20$ GeV and $|\eta| < 2.3$. A working point with an identification efficiency of $\approx 50\%$ and a misidentification efficiency of $\approx 0.2\%$ is used in selecting τ_h candidates. Scale factors are derived to account for differences between τ_h identification efficiencies in simulation compared with data [47] in two control regions enriched in Z and $t\bar{t}$ production. The differences of the reconstructed τ_h energy between data and simulation are also corrected in simulation using scale factors determined in a $Z \rightarrow \tau\tau$ region.

Jets are reconstructed from PF candidates [39] clustered using the anti- k_T algorithm with a distance parameter of 0.4, and are required to have $p_T > 30$ GeV and $|\eta| < 2.4$. Jets are corrected to account for pileup contamination, differences in absolute response of jet p_T between data and simulation, and relative response in η [48]. To reduce contamination from photons and prompt leptons, additional identification requirements are applied to the jets. Jets are vetoed if they overlap, within a cone of radius $\Delta R = 0.4$ around the jet direction, with any reconstructed muon, electron, or τ_h lepton passing the identification requirements described above.

Jets originating from the hadronization of b quarks are identified using the combined secondary vertex b tagging algorithm [49] that uses secondary, displaced vertices and track lifetime information. The b -tagged jets are selected such that their detection efficiency is 63% for a 1% misidentification rate. To account for the difference in b tagging efficiency between data and simulation, p_T -dependent scale factors are used to modify the b -tag status of individual jets in simulation depending on whether the jet originates from a b quark, a c quark, or a light quark or gluon.

5 Event categorization

Requirements are applied offline to categorize events based on the multiplicity of reconstructed leptons, jets, and b -tagged jets passing a minimum p_T threshold, as summarized in Table 1. In categories with two leptons in the final state, the leptons are required to have opposite-sign electric charges. Events in the ee and $\mu\mu$ categories are rejected if the lepton pair invariant mass is between 75 and 105 GeV in order to reduce the contamination from Z boson events. The various categories are dominated by W decays originating from $t\bar{t}$ production (90%) with minor contributions from tW (4.4%), WW (1.4%), and $W + \text{jets}$ (4.2%) processes, whereas the background consists mainly of Drell–Yan and multijet QCD production, with almost negligible contributions from WZ and ZZ diboson processes.

Each of the categories is designed to target particular combinations of W decay modes, but will include events attributable to different decays. The selection categories mostly contain events collected using only one of the triggers with the exception of the $e\mu$ and μe categories where overlap is accounted for by rejecting any duplicated events. Because τ leptons are not detected directly, but through their decay products, all categories contain a mixture of events with final states that include electrons, muons, or jets originating either directly from W boson decays or through intermediate τ decays. This ambiguity in reconstruction is maximal in the $e\tau_h$ and $\mu\tau_h$ categories with two or more jets, because of the higher probability of a jet originating from a W boson decay being misidentified as originating from a τ lepton decay. The categories denoted by eh and μh are intended to target decay modes where one of the W bosons has decayed to quarks.

To further improve the sensitivity to specific branching fractions and constrain some of the

Table 1: Categorization of events based on the triggering lepton, the number of reconstructed and selected leptons (N_e , N_μ , N_{τ_h}), number of jets (N_j), and number of b-tagged jets (N_b). Kinematic requirements of the leptons and jets are listed in the fourth column. Categories with two leptons in the final state require the selected leptons to have opposite signs. The second-to-last column lists the targeted W boson branching fractions, and the last column provides the approximate number of W decays collected in each category.

Trigger	Label	N_e	N_μ	N_{τ_h}	N_j	N_b	Kinematic requirements	Target W boson branching fractions	Approx. num. of W decays
e	ee	2	0	0	≥ 2	≥ 1	$p_T^e > 30, 20 \text{ GeV}, m_{ee} - m_Z > 15 \text{ GeV}$	$W \rightarrow e\bar{\nu}_e, \tau\bar{\nu}_\tau$	1.1×10^5
	$e\mu$	1	1	0	≥ 0	≥ 0	$p_T^e > 30 \text{ GeV}, p_T^\mu > 10 \text{ GeV}$	$W \rightarrow e\bar{\nu}_e, \mu\bar{\nu}_\mu, \tau\bar{\nu}_\tau$	4×10^5
	$e\tau_h$	1	0	1	≥ 0	≥ 0	$p_T^e > 30 \text{ GeV}, p_T^{\tau_h} > 20 \text{ GeV}$	$W \rightarrow e\bar{\nu}_e, \tau\bar{\nu}_\tau$	8×10^4
	eh	1	0	0	≥ 4	≥ 1	$p_T^e > 30 \text{ GeV}, p_T^j > 30 \text{ GeV}$	$W \rightarrow e\bar{\nu}_e, q\bar{q}'$	1.4×10^6
μ	μe	1	1	0	≥ 0	≥ 0	$p_T^\mu > 25 \text{ GeV}, p_T^e > 20 \text{ GeV}$	$W \rightarrow e\bar{\nu}_e, \mu\bar{\nu}_\mu, \tau\bar{\nu}_\tau$	2×10^5
	$\mu\mu$	0	2	0	≥ 2	≥ 1	$p_T^\mu > 25, 10 \text{ GeV}, m_{\mu\mu} - m_Z > 15 \text{ GeV}$	$W \rightarrow \mu\bar{\nu}_\mu, \tau\bar{\nu}_\tau$	3×10^5
	$\mu\tau_h$	0	1	1	≥ 0	≥ 0	$p_T^\mu > 25 \text{ GeV}, p_T^{\tau_h} > 20 \text{ GeV}$	$W \rightarrow \mu\bar{\nu}_\mu, \tau\bar{\nu}_\tau$	1.3×10^5
	μh	0	1	0	≥ 4	≥ 1	$p_T^\mu > 25 \text{ GeV}, p_T^j > 30 \text{ GeV}$	$W \rightarrow \mu\bar{\nu}_\mu, q\bar{q}'$	2.1×10^6

systematic uncertainties, events are further categorized based on the jet and b tag multiplicities as shown in Table 2. Events with $N_j \geq 1$ and $N_b \geq 1$ comprise the bulk of the signal with most of the events originating from $t\bar{t}$ production. These events also contain some contribution from tW production and, in the case of the $e\tau_h$, $\mu\tau_h$, eh, and μh categories, W +jets production. Events in the $e\tau_h$ and $\mu\tau_h$ categories with at least one jet that is not b-tagged are used in control regions for the τ_h identification, and include additional requirements to enhance the presence of Drell–Yan events: $40 < m_{\ell\tau_h} < 100 \text{ GeV}$, $\Delta\phi(\ell, \tau_h) > 2.5$, and $m_T^\ell < 60 \text{ GeV}$, where m_T^ℓ is the transverse mass of the electron or muon defined as $m_T^\ell = \sqrt{2p_T^\ell p_T^{\text{miss}} [1 - \cos \Delta\phi(p_T^\ell, p_T^{\text{miss}})]}$, where $\Delta\phi(p_T^\ell, p_T^{\text{miss}})$ is the angle between the electron or muon p_T and the p_T^{miss} . In general, events with lower jet and b tag multiplicities have larger contributions from background processes and are mainly useful in constraining systematic uncertainties associated with those processes. The exception is in categories with low jet multiplicity and no b tags in $e\mu$ final states where there is significant contribution from WW production in addition to background processes. Categories with $e\tau_h$ and $\mu\tau_h$ and at least one b tag are also further subdivided depending on whether there are exactly two jets or more than two jets in the event. The reasoning for this choice is based on the fact that events with exactly two jets are more likely to come from events where one W boson has decayed to a τ lepton and the two jets originated from the b quarks resulting from the top quark decays, whereas events with a third jet are likely to have arisen from a hadronic W decay where one jet has been incorrectly reconstructed as a τ_h .

In several of the analysis categories, there is a nonnegligible contamination of nonprompt leptons originating from QCD multijet production. This contamination mainly affects the eh and μh decay channels, as well as decays with τ_h candidates in the final state. Two different methods are used for estimating nonprompt-lepton contamination directly from data as explained next.

To estimate the nonprompt-lepton background originating from multijets in the eh and μh categories, a multijet-dominated control region is selected by inverting the lepton isolation requirement. To map the anti-isolated control region into the signal region, transfer factors are determined in a second, orthogonal, control region enriched in W +jets or Z +jets production. These events are tagged by the leptonic decay products of the W or Z boson, and the additional

Table 2: Categorization of events with electrons, muons, and τ_h passing the reconstruction criteria, based on their jet and b-tagged jet multiplicities, used to define signal-enriched and control regions. Events in the $e\tau_h$ and $\mu\tau_h$ categories with at least one jet that is not b-tagged are additionally required to satisfy $40 \leq m_{\ell\tau_h} \leq 100$ GeV, $\Delta\phi(\ell, \tau_h) > 2.5$, and $m_T^\ell < 60$ GeV.

	$N_j = 0$	$N_j = 1$	$N_j = 2$	$N_j = 3$	$N_j \geq 4$
$N_b = 0$	$e\tau_h, \mu\tau_h$ $e\mu$	$e\tau_h, \mu\tau_h$ $e\mu$	$e\tau_h, \mu\tau_h$ $e\mu$		
$N_b = 1$		$e\tau_h, \mu\tau_h$ $e\mu$	$e\tau_h, \mu\tau_h$	$e\tau_h, \mu\tau_h$	
			$ee, \mu\mu, e\mu$		
$N_b \geq 2$			$e\tau_h, \mu\tau_h$	$e\tau_h, \mu\tau_h$	
			$ee, \mu\mu, e\mu$		
				$eh, \mu h$	

jets are used to extract the transfer factors from the ratio of the number of leptons passing the nominal isolation requirements to the number passing a looser criterion but failing the nominal, tighter criterion. The transfer factors are determined as a function of the p_T and η of the nonprompt lepton, and simulation is used to account for the contamination from processes that produce prompt leptons. The transfer factors are applied as weights to events with the same selection as the signal region but where the leptons pass a loose isolation requirement and fail the tighter requirement used to select signal events.

For event categories with a τ_h candidate, the multijet contribution is estimated from control regions selected by inverting the requirement that the leptons have opposite-sign electric charge. This method relies on the fact that there are few SM processes that give rise to same-sign lepton pair final states, and the events instead originate primarily from misidentification of a hadronic jet or nonprompt lepton as being a prompt lepton. Events gathered in the same-sign control region are scaled by a set of transfer factors determined separately in another, orthogonal, multijet-enriched control region selected by inverting the isolation requirements of the triggering electron or muon. Simulated processes are used to account for contamination from prompt lepton production in all control regions, and mainly include $Z \rightarrow \tau\tau$ (where the τ_h charge is mismeasured) and $W + \text{jets}$. The method is validated in a control region that is enriched in multijets, $W + \text{jets}$, and $Z \rightarrow \tau\tau$ processes selected by requiring no hadronic jets.

6 Extraction of branching fractions

The determination of the W branching fractions is carried out using a maximum likelihood estimation (MLE) approach that fits histogram templates, derived from the signal and background estimates, to the data. To explain the method, it is useful to encode the branching fractions into a vector,

$$\beta = \{\beta_e, \beta_\mu, \beta_\tau, \beta_h\}, \quad (5)$$

where the subscript indicates the decay mode of the W boson (all hadronic decay modes, h , are grouped together). Further taking into account the fraction of τ decay modes, $\mathbf{t} = \{t_e, t_\mu, t_h\}$,

the branching fraction vector can be rewritten,

$$\beta' = \{\beta_e, \beta_\mu, \beta_\tau t_e, \beta_\tau t_\mu, \beta_\tau t_h, \beta_h\}. \quad (6)$$

This parameterization is sufficient for single W processes, but because final states with two W bosons are of primary interest, it is necessary to consider all possible W pair decay combinations. This can be represented by the outer product of β' with itself,

$$\mathbf{B} = \beta' \otimes \beta', \quad (7)$$

that is a 36-element symmetric matrix with 21 unique elements.

The signal samples mainly consist of events resulting from the decay of two W bosons, which are split into 21 categories based on inspecting generator-level event information. The selection and identification efficiencies for the signal samples can be written in a matrix form, with elements corresponding to those in Eq. (7),

$$\mathbf{E} = \begin{bmatrix} \epsilon_{ee} & \epsilon_{e\mu} & \epsilon_{e\tau_e} & \epsilon_{e\tau_\mu} & \epsilon_{e\tau_h} & \epsilon_{eh} \\ \epsilon_{e\mu} & \epsilon_{\mu\mu} & \epsilon_{\mu\tau_e} & \epsilon_{\mu\tau_\mu} & \epsilon_{\mu\tau_h} & \epsilon_{\mu h} \\ \epsilon_{e\tau_e} & \epsilon_{\mu\tau_e} & \epsilon_{\tau_e\tau_e} & \epsilon_{\tau_e\tau_\mu} & \epsilon_{\tau_e\tau_h} & \epsilon_{\tau_e h} \\ \epsilon_{e\tau_\mu} & \epsilon_{\mu\tau_\mu} & \epsilon_{\tau_e\tau_\mu} & \epsilon_{\tau_\mu\tau_\mu} & \epsilon_{\tau_\mu\tau_h} & \epsilon_{\tau_\mu h} \\ \epsilon_{e\tau_h} & \epsilon_{\mu\tau_h} & \epsilon_{\tau_e\tau_h} & \epsilon_{\tau_\mu\tau_h} & \epsilon_{\tau_h\tau_h} & \epsilon_{\tau_h h} \\ \epsilon_{eh} & \epsilon_{\mu h} & \epsilon_{\tau_e h} & \epsilon_{\tau_\mu h} & \epsilon_{\tau_h h} & \epsilon_{hh} \end{bmatrix}, \quad (8)$$

where the subscript on the τ indicates it decays to an electron, a muon, or hadrons. This matrix is constructed for each of the categories described in Tables 1 and 2, and it is further parameterized as a function of category-dependent observables, such as the subleading lepton p_T . Each individual efficiency in Eq. (8) is given by the ratio,

$$\epsilon = \frac{\sum_i w_i}{N_{\text{gen}}}, \quad (9)$$

where w_i is a weight for each selected event including all scale-factor corrections discussed in Section 4, and N_{gen} is the total number of events generated for the process under consideration including generator-level and scale-factor corrections.

The estimated number of events for a given final state (corresponding to the binned kinematic observable 'i' and category 'j', see below) is then given by,

$$N_{ij} = \sum_{k \in \text{sig}} \sigma_k \mathcal{L} E_{ij}^k \mathcal{B}_{ij} + \sum_{l \in \text{bkg}} N_l, \quad (10)$$

where σ_k is the cross section of each signal process k that contributes to a given W boson decay with branching fraction \mathcal{B}_{ij} and efficiency E_{ij}^k , \mathcal{L} is the integrated luminosity, and N_l is the predicted number of events for the background process l . For $W + \text{jets}$ events, the vector defined in Eq. (6) is used with the corresponding vector of efficiencies for each decay mode. In practical terms, the actual encoded parameterization of Eq. (8) includes a free parameter representing the ratio of the branching fraction to the nominal branching fractions used in simulation multiplied by the yield determined from the simulation with the nominal values.

For each category, events are further binned based on a single kinematic observable in each category. The observable is selected to enhance the discrimination between decay products that come directly from the W boson decay from those with an intermediate τ lepton decay. The variables that are selected for each lepton flavor category are as follows:

- ee: the subleading electron p_T ,
- $\mu\mu$: the subleading muon p_T ,
- $e\mu$: the subleading lepton p_T ,
- $e\tau_h$ and $\mu\tau_h$: the hadronic tau p_T ,
- eh and μh : the lepton p_T .

The largest benefit of including this kinematic information comes in the ee, $e\mu$, and $\mu\mu$ categories where the light leptons originating from the decay of a τ lepton tend to have lower momenta than those originating directly from a W boson.

Templates are generated by binning the data of each category into histograms using the Bayesian block algorithm [50]. The binning is calculated independently for each category based on 10^4 simulated $t\bar{t}$ events. Effectively, this procedure parameterizes the efficiency matrix in Eq. (8) as a function of the extra variables listed above. The predicted yield in each p_T bin i and category j is a linear combination of the signal, s , and background, b , templates given by

$$f_{ij}(\boldsymbol{\beta}, \boldsymbol{\theta}) = \sum_{k \in \text{sig}} s_{ij,k}(\boldsymbol{\beta}, \boldsymbol{\theta}) + \sum_{l \in \text{bkg}} b_{ij,l}(\boldsymbol{\theta}), \quad (11)$$

where the effects of systematic uncertainties are accounted for by incorporating nuisance parameters (NPs) $\boldsymbol{\theta}$ into the model [51], as described in Section 7. Having constructed the model for the data, the negative log likelihood can then be formulated and minimized for values of the W boson branching fractions. Including terms for the NPs, and their prior uncertainty, $\pi(\boldsymbol{\theta})$, the negative log likelihood is expressed as,

$$L(\boldsymbol{\beta}, \boldsymbol{\theta}) = \sum_{j \in \text{category}} \sum_{i \in p_T \text{ bins}} [-y_{ij} \ln f_{ij}(\boldsymbol{\beta}, \boldsymbol{\theta}) + f_{ij}(\boldsymbol{\beta}, \boldsymbol{\theta})] + \sum_{\boldsymbol{\theta} \in \boldsymbol{\theta}} \pi(\boldsymbol{\theta}), \quad (12)$$

where y_{ij} is the measured data yield in p_T bin i of category j , and f_{ij} are the templates defined in Eq. (11). The NPs are treated either as affecting the overall normalization of a process in a given channel, or affecting some mixture of the shape of the kinematic distribution being fit and its normalization. For the latter case, morphing templates are generated with the NPs shifted up and down by one standard deviation. The constraints on NPs are assumed to be Gaussian. To reduce the impact of some of the more consequential NPs (e.g., the τ_h candidate reconstruction efficiency), additional control regions in the $e\tau_h$ and $\mu\tau_h$ categories enriched in $Z \rightarrow \tau\tau$ events are included in the fit.

The branching fractions (both for the W and τ decays) are estimated by minimizing Eq. (12) with respect to all parameters over all categories simultaneously. Because the values of the W and τ branching fractions are present in the simulation and therefore propagated into the efficiencies, the parameterization of the branching fractions in the likelihood model uses the ratio of fitted branching fractions to their nominal values [9]. Also, because the τ branching fractions are known to very high precision and are therefore tightly constrained *a priori*, the fit is insensitive to their values. The distributions for all considered event categories are shown in Figs. 1–5. The blueish histograms indicate the simulated contributions expected from signal processes, whereas the red, orange, and yellow ones correspond to different backgrounds. By adding extra requirements on the number of b-tagged jets, as can be seen by scanning from left to right, and upper to lower, the panels of each figure, the data distributions are correspondingly more enriched in signal events characterized by increasing production of jets and b jets. In total, there are 30 categories defined by the number and type of reconstructed leptons, the number of jets, and the number of b-tagged jets.

To cross-check the results derived from the MLE approach, a separate count-based analysis was conducted in parallel. This count-based method did not make use of kinematic information, and included only a subset of event categories that had a high concentration of $t\bar{t}$ events. For categories that use the same trigger, ratios of the channel yields are constructed that are then analytically solved for the three leptonic branching fractions from a set of quadratic equations. The resulting branching fraction estimates are consistent in both approaches. However, the precision of the count-based method is significantly limited by the τ_h identification systematic uncertainty, and ultimately is less sensitive than the default MLE approach.

7 Systematic uncertainties

Systematic uncertainties in the MLE fit are accounted for through NPs, denoted with the θ symbol in Eqs. (11) and (12). The propagation of each individual source of uncertainty is described next.

The uncertainty of the measured value of the CMS integrated luminosity is estimated to be 2.5% [21]. This uncertainty affects the overall normalization of all channels and all simulated processes in a fully correlated manner.

Each simulated event is weighted by a scale factor to account for differences in the pileup spectrum between data and simulation. The uncertainty in the event weights is mainly due to the uncertainty in the total inelastic pp cross section at 13 TeV [52], taken as $\sigma_{\text{inel}} = 69.2 \pm 3.2$ mb. The effect of this uncertainty is propagated through the analysis by calculating the distribution of pileup in data when varying the σ_{inel} value up and down by one standard deviation.

The uncertainties associated with the normalization of the simulated processes with the largest overall contribution to the signal region ($t\bar{t}$, Drell–Yan, WW, and W + jets) are accounted for by varying the renormalization and factorization scales by a factor of two up and down with respect to their nominal values, and generating the corresponding morphing templates. The NPs are assigned independently for different jet multiplicities such that they are uncorrelated before fitting. The remaining processes (tW [53], γ + jets [54], and non-WW diboson production [55, 56]) are assigned a single NP each, with a 10% uncertainty in their overall normalization.

The uncertainty in the QCD multijet background estimate from data is included by assigning a channel-dependent ($e\mu$, $e\tau_h$, $\mu\tau_h$, eh , and μh) NP. For the $e\tau_h$ and $\mu\tau_h$ channels, the uncertainty is estimated based on comparing the transfer factors between same-sign and opposite-sign events in a region where the light lepton is either isolated or not. For the eh and μh categories, the normalization is allowed to vary freely, and consequently is constrained by the data. In all channels, an NP is assigned for each jet and b tag multiplicity category.

The uncertainties in the efficiency associated with the reconstruction, triggering, identification, and isolation of electrons and muons are accounted for using p_T -dependent NPs that include the statistical as well as the systematic uncertainties from the “tag-and-probe” procedure [57] used to calculate the scale factors. Additional uncertainty in the trigger efficiency is included for events with electrons in the endcap sections of the detector due to a radiation-induced shift in the ECAL timing in the 2016 data-taking period (referred to as prefire). To account for the electron and muon energy scales, the lepton p_T that is included in the fitted distribution is varied up and down by one standard deviation and the effect is propagated to the morphing templates.

The τ_h identification and isolation efficiency is accounted for by p_T -dependent NPs, and a 5%

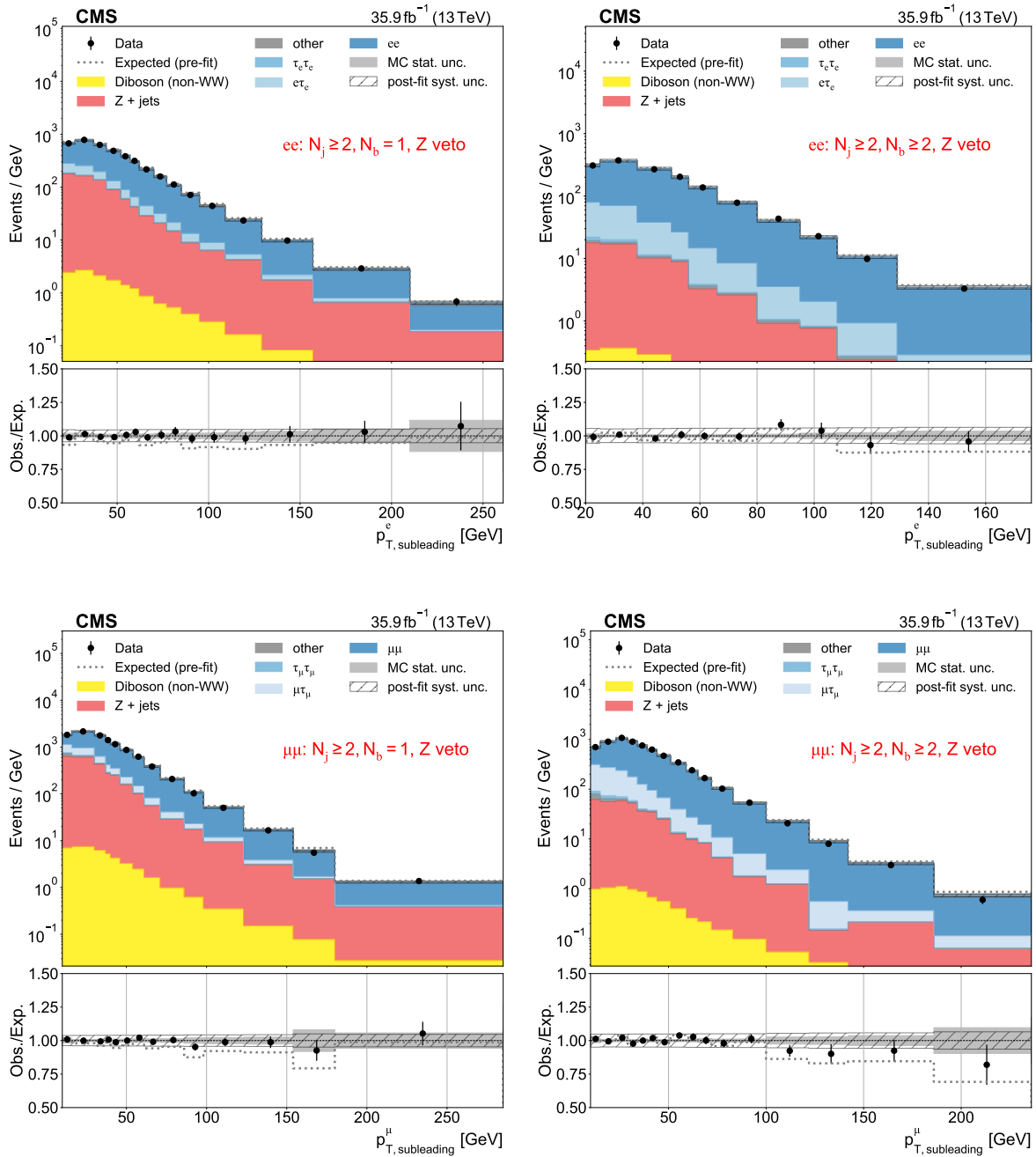


Figure 1: Subleading electron and muon p_T distributions used as inputs for the binned likelihood fits for the ee (upper) and $\mu\mu$ (lower) categories, respectively, with the requirement of one (left) or more than one (right) b-tagged jets. The lower subpanels show the ratio of data over pre-fit (dotted line) and post-fit (black circles) expectations, with associated MC statistical uncertainties (hatched area) and post-fit systematic uncertainties (shaded gray). Vertical bars on the data markers indicate statistical uncertainties.

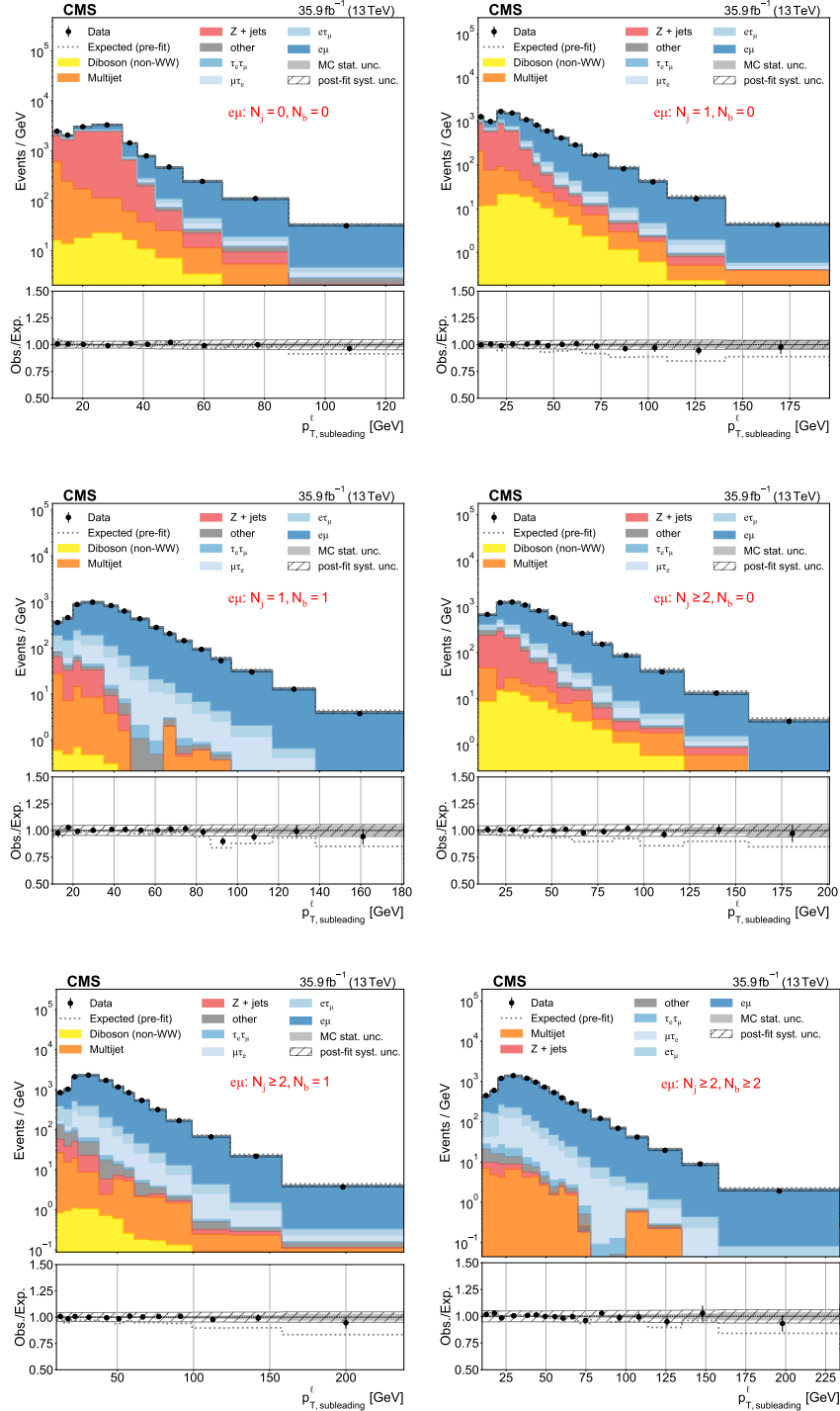


Figure 2: Subleading lepton, electron or muon, p_T distributions used as inputs for the binned likelihood fits for the $e\mu$ categories. The different panels are obtained with the listed selection criteria on the number of jets (N_j) and of b-tagged jets (N_b) required. The lower subpanels show the ratio of data over pre-fit expectations, with the gray histograms (hatched area) indicating MC statistical (post-fit systematic) uncertainties. Vertical bars on the data markers indicate statistical uncertainties.

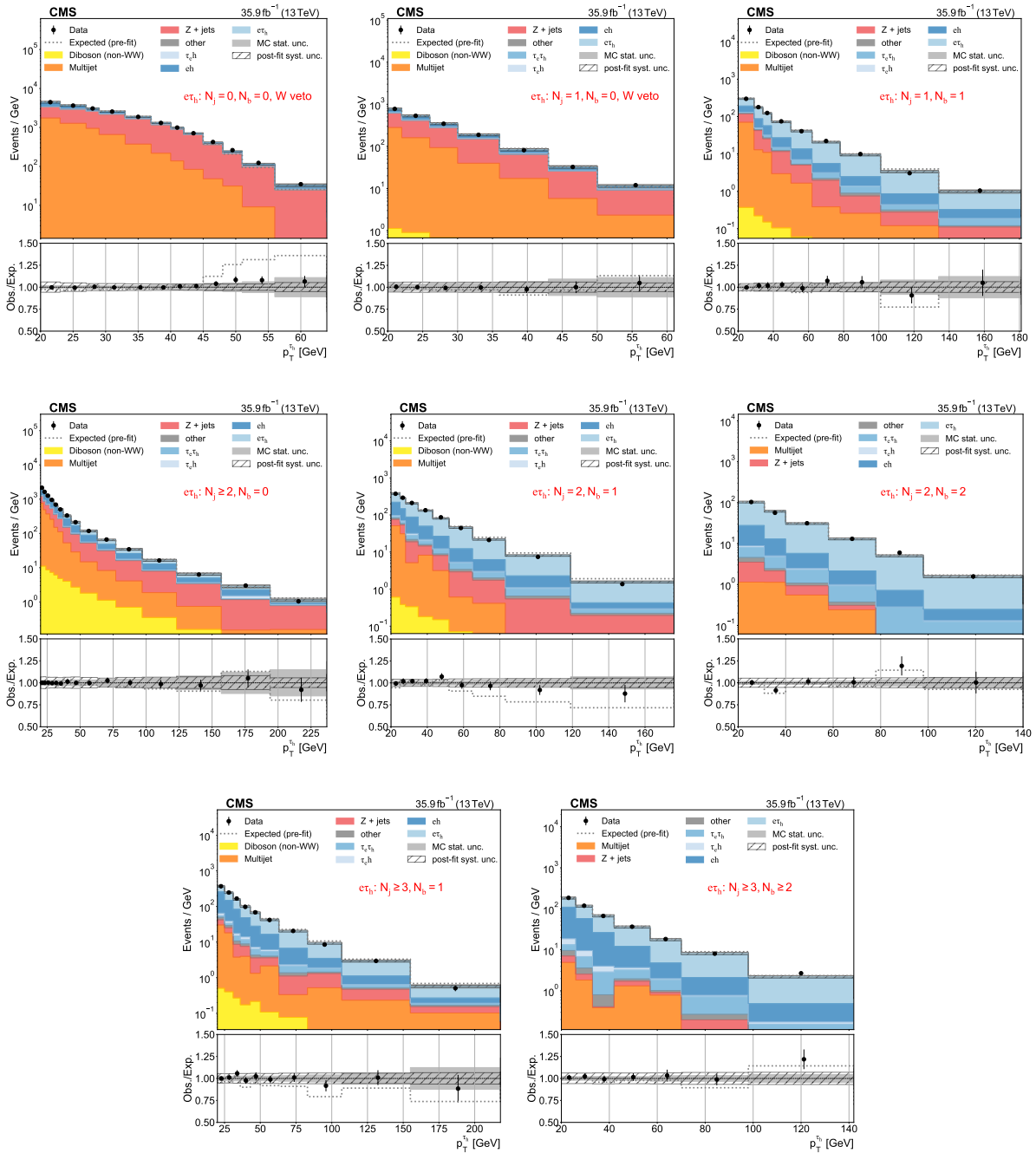


Figure 3: Distributions of $\tau_h p_T$ used as inputs for the binned likelihood fits for the $e\tau$ categories. The different panels list the varying selections on the number of jets (N_j) and of b-tagged jets (N_b) required in each case. The lower subpanels show the ratio of data over pre-fit expectations, with the gray band (hatched area) indicating MC statistical (post-fit systematic) uncertainties. Vertical bars on the data markers indicate statistical uncertainties.

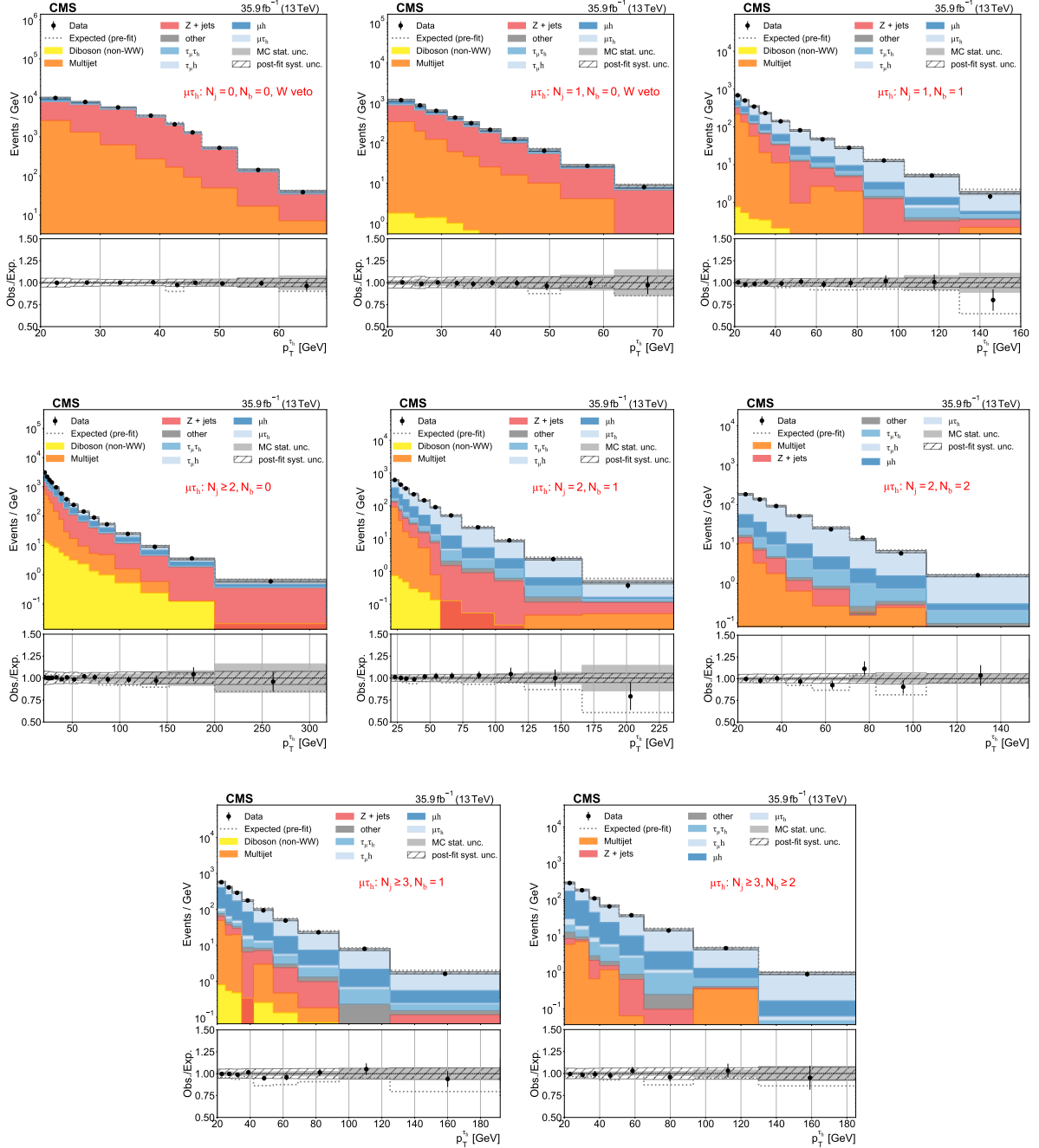


Figure 4: Distributions of $\tau_h p_T$ used as inputs for the binned likelihood fits for the $\mu\tau$ categories. The different panels list the varying selections on the number of jets (N_j) and of b-tagged jets (N_b) required in each case. The lower subpanels show the ratio of data over pre-fit expectations, with the gray histograms (hatched area) indicating MC statistical (post-fit systematic) uncertainties. Vertical bars on the data markers indicate statistical uncertainties.

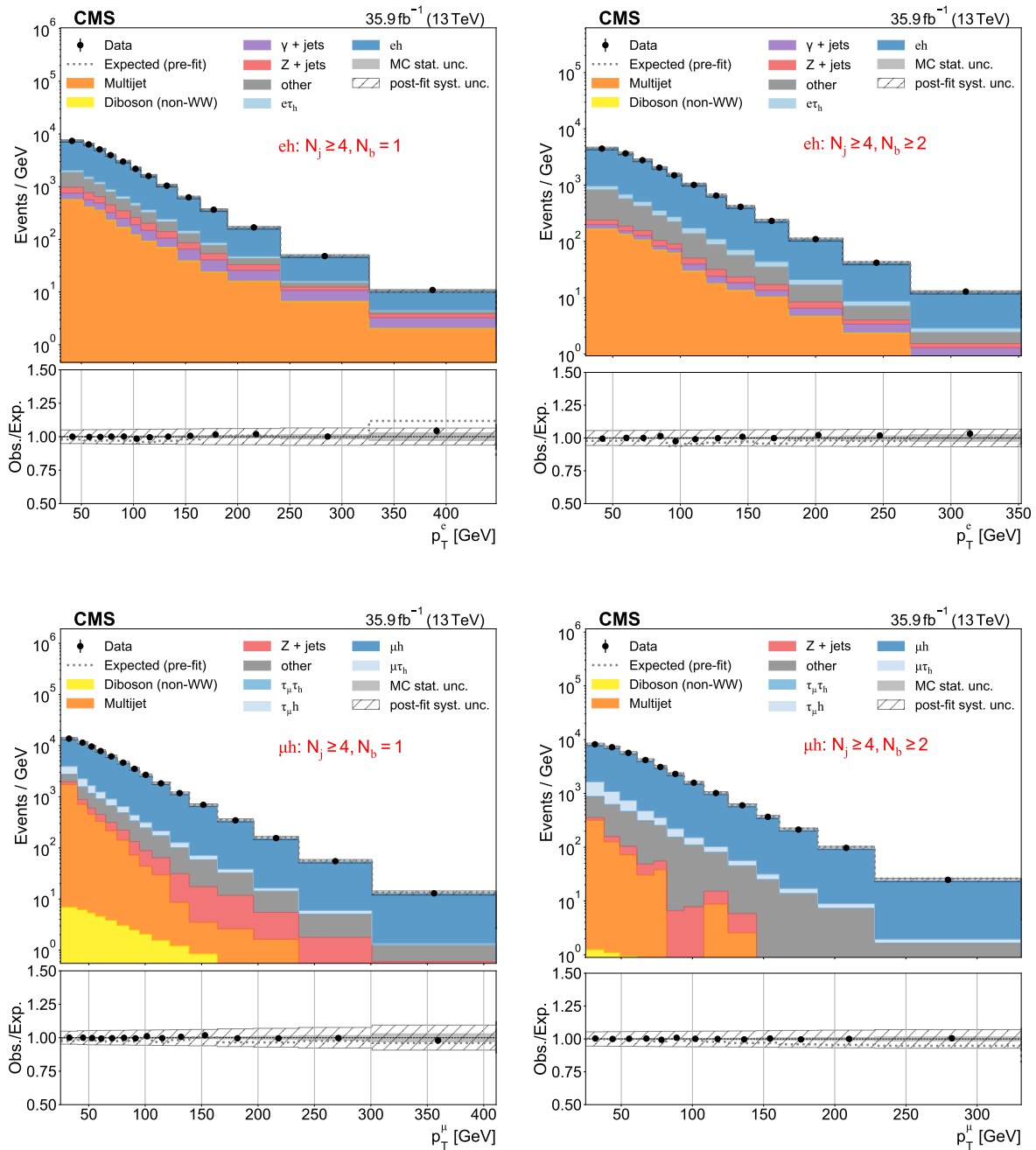


Figure 5: Distributions of electron or muon p_T used as inputs for the binned likelihood fits for the eh (upper) and μh (lower) categories, respectively, with the requirement of one (left) or more than one (right) b-tagged jets. The lower subpanels show the ratio of data over pre-fit expectations, with the gray histograms (hatched area) indicating MC statistical (post-fit systematic) uncertainties. Vertical bars on the data markers indicate statistical uncertainties.

uncertainty [47] is used as a constraint to each bin. The jet $\rightarrow \tau_h$ misidentification rate scale factors and uncertainties are derived based on a dilepton plus τ_h candidate control region. An NP is assigned to each p_T bin used to determine the scale factor, and an overall normalization NP is assigned to account for any difference in rate between light- and heavy-quark jets. The case where an electron is misreconstructed as a τ_h candidate, is accounted for by a single normalization NP. The τ_h energy scale is corrected, and an uncertainty of 1.2% is assigned to it.

The systematic uncertainties associated with the jet energy scale and resolution impact the analysis by modifying the acceptance of events in the various jet multiplicity categories. Their associated uncertainty is derived by varying the jet p_T up and down by one standard deviation for each source of uncertainty associated with the jet energy scale, and assessing the resulting effect on the jet and b-tagged jet multiplicities. The jet energy scale is varied based on a number of contributing uncertainty sources [58], and incorporated via several shape NPs. The jet energy scale resolution, on the other hand, is treated as a single source of uncertainty based on the associated correction factor.

The b tagging modeling in simulation is corrected with scale factors to better describe the data. The uncertainty in the correction is assessed based on up and down variations of the b tagging and mistag scale factors determined in the multijet enriched control region. The b tagging uncertainties are factorized in the calculation of the scale factors based on their various underlying sources considered. The variation is propagated into the final result through the inclusion of shape NPs for both b tagging and mistag uncertainties.

The uncertainties in the cross sections associated with the PDFs used in the simulation is assessed based on the distribution of weights derived from the 100 NNPDF3.0 replicas. The impact of uncertainty in the value of α_s is included by considering the effect of its variation within $\alpha_s(m_W^2) = 0.1202 \pm 0.0010$ [9] on both the cross section for each process and, in the case of $t\bar{t}$, on the parton showering model via the initial- and final-state radiation (ISR and FSR). The matching of the matrix element calculation to the parton shower is regulated by the $hdamp = 1.38_{-0.51}^{+0.93}$ [59] parameter at the generator level. This parameter is varied from its nominal value in dedicated $t\bar{t}$ MC samples to estimate its effects on the normalization and on the fitted distributions. Uncertainties related to the modeling of the underlying event are derived from dedicated PYTHIA CUETP8M2T4 tune analyses [34]. Several differential measurements of the $t\bar{t}$ cross section have observed a p_T distribution of the top quark that is softer than predicted by the POWHEG simulation [60–62]. To account for any top p_T distribution mismodeling, an uncertainty is assigned based on reweighting simulation to data and deriving a one-sided prior distribution from the difference with respect to the nominal simulation. The p_T spectrum of WW events generated with POWHEG is reweighted to match the analytical prediction obtained using p_T -resummation at next-to-next-to-leading logarithmic accuracy [63], and the associated uncertainties are assessed by varying the resummation, factorization, and renormalization scales in the analytical calculation [64].

The impacts on the measured values of the branching fractions from each uncertainty source are estimated by individually varying each NP both up and down by one standard deviation based on their post-fit uncertainties, carrying out the fit with the NP under consideration fixed to the varied value, and then evaluating the corresponding change in each of the branching fractions with respect to their central MLE values. These impacts are summarized in Table 3 where the values reported indicate the magnitude of the change in each measured branching fraction normalized by the total uncertainty of each branching fraction. A range of values is quoted in cases where multiple NPs are assigned to a systematic uncertainty source, and the scale of the impact changes depending on the NP being varied. The quoted impacts do not

Table 3: Summary of the impacts of each source of uncertainty (quoted as a percent of the total systematic uncertainty) for each W branching fraction. Whenever multiple NPs impact a common source of systematic uncertainty, each component is varied independently and the range of impacts is given.

	$W \rightarrow e\bar{\nu}_e$	$W \rightarrow \mu\bar{\nu}_\mu$	$W \rightarrow \tau\bar{\nu}_\tau$	$W \rightarrow q\bar{q}'$
Pileup	20	6	11	14
Luminosity	5	14	5	7
JES/JER	3–17	5–21	4–11	4–21
b tagging	<1–19	<1–25	<1–5	<1–17
tW normalization	35	43	27	46
WW normalization	8	9	5	9
WW p_T	1–2	1–2	<1–5	<1–4
W+jets normalization	<1–6	<1–7	<1–13	<1–10
γ +jets normalization	1	2	5	4
WZ, ZZ normalization	<1	1	<1	<1
t \bar{t} production:				
QCD scale	32	47	25	45
top quark p_T	16	24	7	18
ISR	10	16	37	37
FSR	3	4	9	5
PDF	4	5	3	4
α_S	5	5	3	6
PYTHIA 8 UE tune	1	5	7	7
<i>hdamp</i> parameter	3	3	2	4
Drell–Yan background:				
QCD scale	2–24	10–27	5–20	8–30
PDF	3	5	2	4
QCD multijet background:				
$e\mu$	5	12	12	6
eh	3–4	11–17	6–7	6–10
μh	10–11	10–13	5–13	2–3
$e\tau_h$	<1–5	<1–8	<1–9	<1–7
$\mu\tau_h$	<1–12	<1–10	<1–9	<1–10
e measurement:				
Reconstruction efficiency	50	13	3	15
Identification efficiency	<1–14	1–8	<1–10	<1–5
Trigger (prefiring)	29	2	1	9
Trigger	<1–27	<1–4	<1–13	<1–9
Energy scale	7	6	<1	4
μ measurement:				
Reconstruction efficiency	<1–2	<1–5	<1–6	<1–6
Trigger	8	26	3	7
Energy scale	1	<1	3	2
τ_h measurement:				
Reconstruction efficiency	2–14	7–17	21–46	14–24
Energy scale	9	5	14	6
Jet misidentification	1–14	<1–10	1–24	<1–10
e misidentification	<1	<1	2	1
$\tau \rightarrow e, \mu, h$	<1	<1	<1–2	<1–1

need to add up to 100% of the branching fraction uncertainty given the correlations among them (the individual uncertainties represented by the impacts would need to be summed in quadrature to equal the total variance). The most important sources of uncertainties are the $t\bar{t}$, tW , and Drell–Yan normalizations, as well as the top-quark ISR and p_T modeling—common to all W branching fraction extractions—and the electron reconstruction efficiency, the μ triggering, and the τ_h reconstruction efficiency, for the electron, muon, and τ branching fraction determinations, respectively.

8 Results

The values of the branching fractions obtained as described in the previous sections are shown in Table 4 for the scenario where each leptonic branching fraction in the MLE fit can vary independently, and where they are all fixed to the same value according to LFU. The results are also plotted in Fig. 6, together with the corresponding values determined from a combination of the LEP measurements [8, 9]. The green (yellow) bands in this plot, and in all figures hereafter, indicate the 68% (95%) confidence level (CL) results for the extracted branching fractions. Whereas the systematic uncertainties of the CMS and LEP measurements are similar, the extractions reported here are 3–10 times more precise statistically than those from LEP. The final electron and muon branching fractions are thereby measured about 1.5 times more precisely than at LEP, whereas the τ lepton extractions have similar total uncertainty but mostly of systematic (statistical) origin in the CMS (LEP) case. Under the LFU assumption, an average leptonic decay branching fraction of $\mathcal{B}(W \rightarrow \ell\bar{\nu}) = (10.89 \pm 0.01 \pm 0.08)\%$ is derived, where the first and second uncertainties correspond to the statistical and systematic sources, respectively. This result is consistent with, but much more statistically precise than, the value of $(10.86 \pm 0.06 \pm 0.09)\%$ obtained from the LEP data. The inclusive hadronic W boson decay branching fraction, $\mathcal{B}(W \rightarrow q\bar{q}') = (67.32 \pm 0.02 \pm 0.23)\%$, is obtained by imposing the constraint $\mathcal{B}(W \rightarrow q\bar{q}') = 1 - 3\mathcal{B}(W \rightarrow \ell\bar{\nu})$ in the likelihood. The resulting uncertainty is approximately 15% smaller than at LEP.

The individually extracted branching fractions are strongly correlated because of the composition of the selected data samples, and because of the constraint that the sum of leptonic and hadronic branching fractions is unity. To demonstrate the pairwise correlations between leptonic branching fractions, two-dimensional contours are shown in Fig. 7. For each pair shown in the panels, the third branching fraction that is not plotted has been integrated out. Additionally, the correlation matrix associated to the branching fraction measurements is shown in Fig. 8. The $\mathcal{B}(W \rightarrow q\bar{q}')$ and $\mathcal{B}(W \rightarrow \tau\bar{\nu}_\tau)$ branching fractions have the largest (anti)correlation (-0.83), whereas $\mathcal{B}(W \rightarrow e\bar{\nu}_e)$ and $\mathcal{B}(W \rightarrow \tau\bar{\nu}_\tau)$ appear to be the least correlated quantities (0.09 correlation factor).

Having measured the branching fractions, it is of interest to calculate the ratios among them with their associated probability distribution functions (pdfs) to compare those with similar results from other experiments where only such ratios have been measured. To transform the likelihood of the branching fractions, $\mathcal{B}_\ell \equiv \mathcal{B}(W \rightarrow \ell\bar{\nu})$, to the likelihood of their ratios, $R_{\ell'/\ell}$, the following integral transformation is evaluated [65]

$$f(R_{\ell'/\ell}) = \int_{-\infty}^{\infty} |\mathcal{B}_\ell| g(R_{\ell'/\ell} \mathcal{B}_{\ell'}, \mathcal{B}_\ell) d\mathcal{B}_{\ell'}, \quad (13)$$

where the pdf of the branching fractions $g(\mathcal{B}_{\ell'}, \mathcal{B}_\ell)$ is a bivariate normal distribution with parameters determined from the likelihood fit. It is also possible to carry out the transformation above in the two-dimensional case, so that ratios of τ lepton over muon and electron decays

Table 4: Values of the W boson decay branching fractions measured here compared with the corresponding LEP measurements [8, 9]. The lower rows list the average leptonic and inclusive hadronic W branching fractions derived assuming LFU. The first and second uncertainties quoted for each branching fraction correspond to statistical and systematic sources, respectively.

	CMS	LEP
$\mathcal{B}(W \rightarrow e\bar{\nu}_e)$	$(10.83 \pm 0.01 \pm 0.10)\%$	$(10.71 \pm 0.14 \pm 0.07)\%$
$\mathcal{B}(W \rightarrow \mu\bar{\nu}_\mu)$	$(10.94 \pm 0.01 \pm 0.08)\%$	$(10.63 \pm 0.13 \pm 0.07)\%$
$\mathcal{B}(W \rightarrow \tau\bar{\nu}_\tau)$	$(10.77 \pm 0.05 \pm 0.21)\%$	$(11.38 \pm 0.17 \pm 0.11)\%$
$\mathcal{B}(W \rightarrow q\bar{q}')$	$(67.46 \pm 0.04 \pm 0.28)\%$	—
Assuming LFU		
$\mathcal{B}(W \rightarrow \ell\bar{\nu})$	$(10.89 \pm 0.01 \pm 0.08)\%$	$(10.86 \pm 0.06 \pm 0.09)\%$
$\mathcal{B}(W \rightarrow q\bar{q}')$	$(67.32 \pm 0.02 \pm 0.23)\%$	$(67.41 \pm 0.18 \pm 0.20)\%$

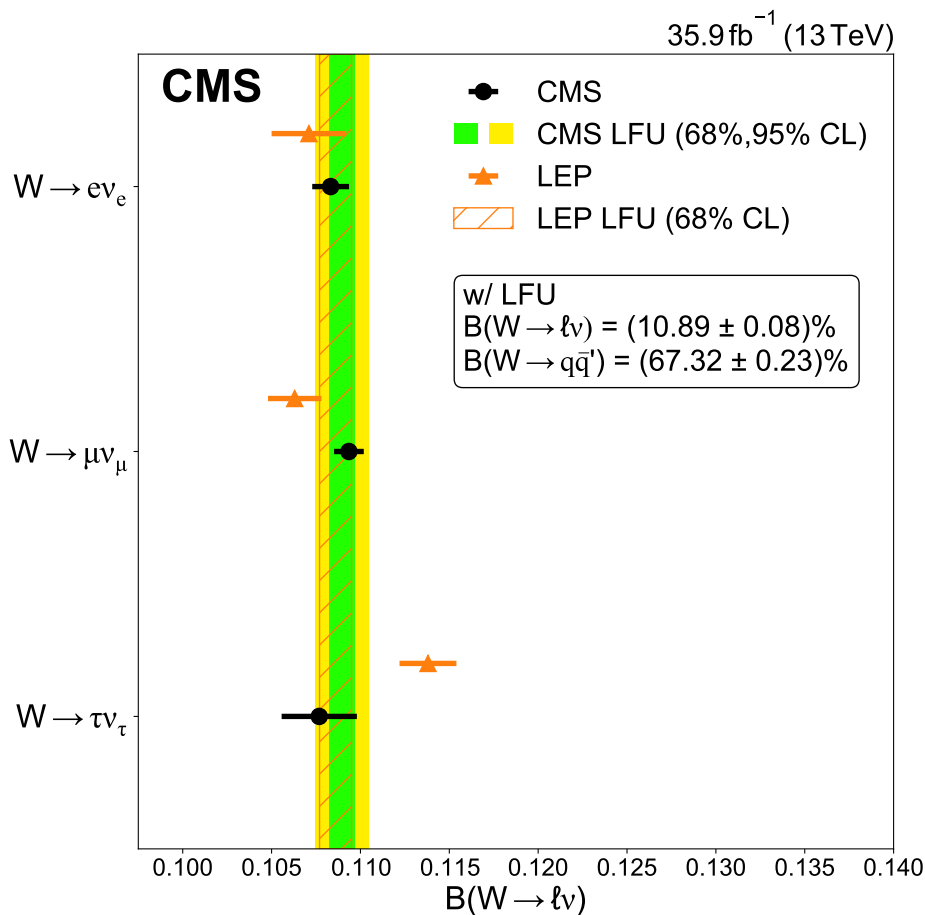


Figure 6: Summary of the measured values of the W leptonic branching fractions compared with the corresponding LEP results [8, 9]. The vertical green-yellow band shows the extracted W leptonic branching fraction assuming LFU (the hatched band shows the corresponding LEP result). The horizontal error bars on the data points indicate their total uncertainty.

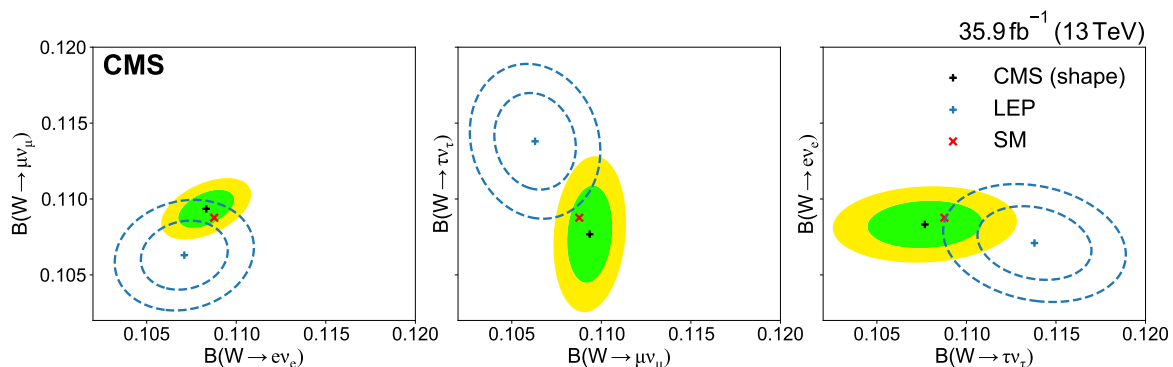


Figure 7: Two-dimensional distributions of pairs of W leptonic branching fractions derived here compared with the corresponding LEP results [8, 9] and to the SM expectation. The green (darker) and yellow (lighter) bands (dashed lines for the LEP results) correspond to the 68% and 95% CL, respectively, for the resulting two-dimensional Gaussian distribution.

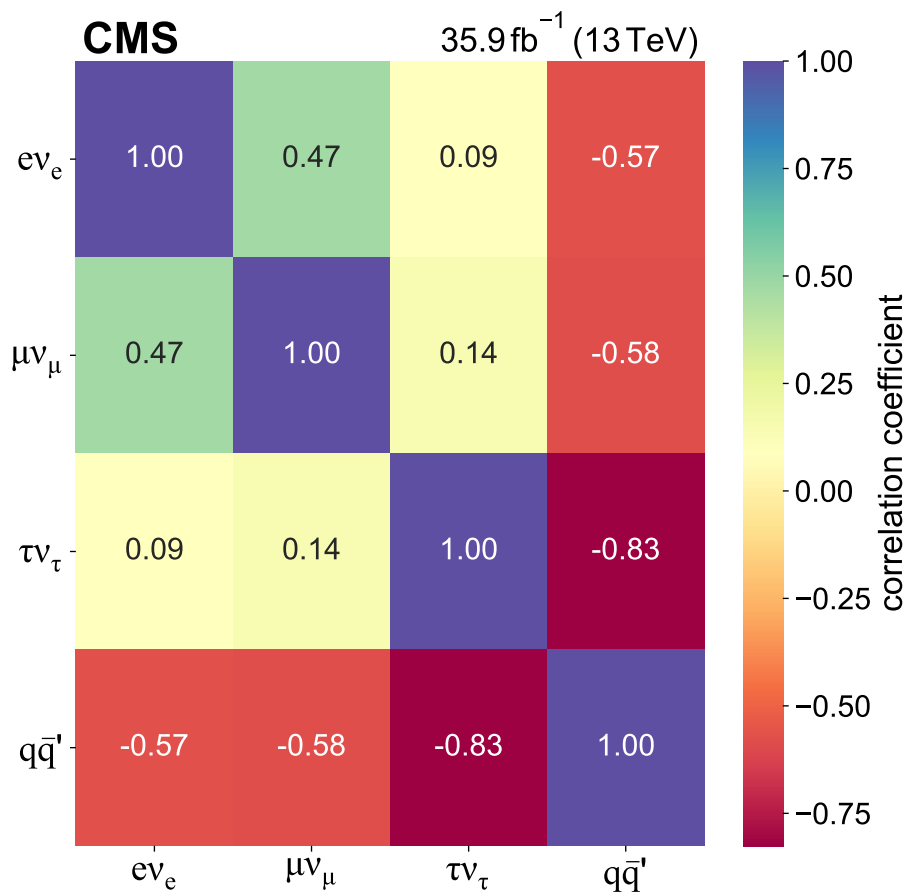


Figure 8: Correlation matrix between the four W boson decay branching fraction components extracted in this work.

can be compared between each other as well as with the SM expectation, as shown in Fig. 9. Table 5 lists the ratios obtained as described above, compared with those measured at LEP, LHC, and Tevatron. The ATLAS $R_{\tau/\mu}$ extraction [13] has a smaller uncertainty than that of CMS because it benefits, in part, from a four times larger pp data sample analyzed. Within the current uncertainties, all CMS ratios are consistent with the LFU hypothesis given by $R_{\ell/\ell} \approx 1$.

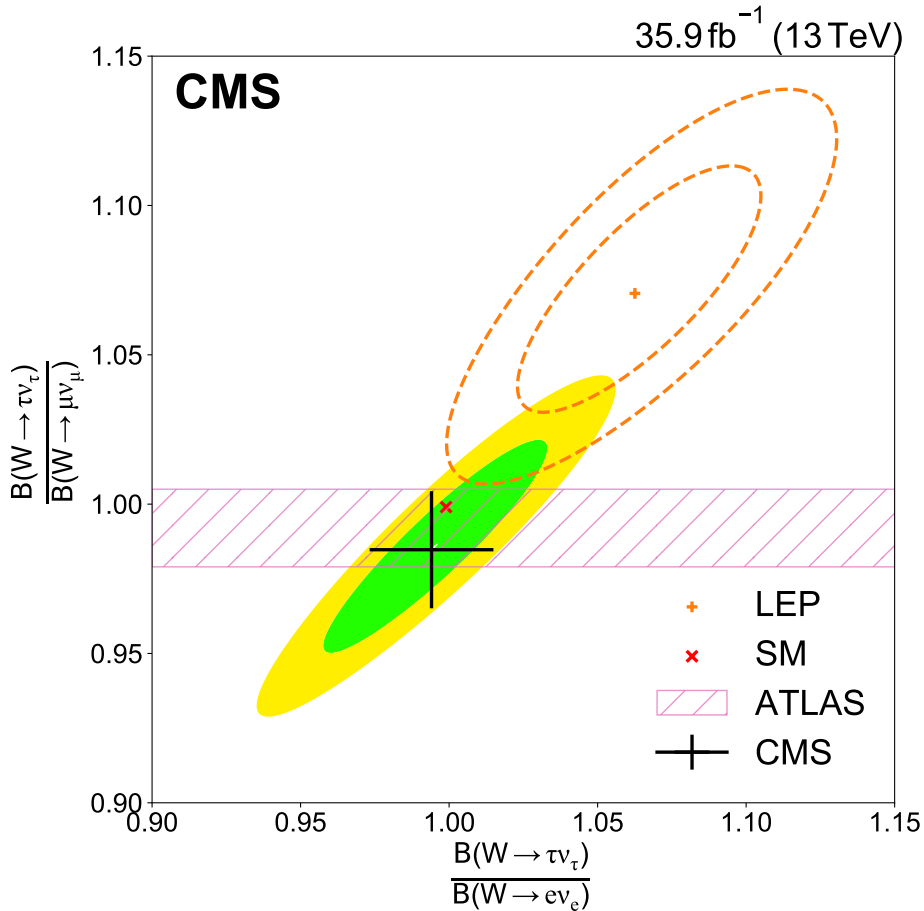


Figure 9: Two-dimensional distribution of the ratio $R_{\tau/e}$ versus $R_{\tau/\mu}$, compared with the corresponding LEP [8, 9] and ATLAS [13] results and with the SM expectation. The green and yellow bands (dashed lines for the LEP results) correspond to the 68% and 95% CL, respectively, for the resulting two-dimensional Gaussian distribution. The corresponding 68% CL one-dimensional projections (black error bars) are also overlaid for a better visual comparison with the ATLAS $R_{\tau/\mu}$ result.

Table 5: Ratios of different leptonic branching fractions, $R_{\mu/e} = \mathcal{B}(W \rightarrow \mu \bar{\nu}_\mu) / \mathcal{B}(W \rightarrow e \bar{\nu}_e)$, $R_{\tau/e} = \mathcal{B}(W \rightarrow \tau \bar{\nu}_\tau) / \mathcal{B}(W \rightarrow e \bar{\nu}_e)$, and $R_{\tau/\mu} = \mathcal{B}(W \rightarrow \tau \bar{\nu}_\tau) / \mathcal{B}(W \rightarrow \mu \bar{\nu}_\mu)$, measured here compared with the values obtained by other LEP [8], LHC [13, 16, 17], and Tevatron [14, 15] experiments.

	CMS	LEP	ATLAS	LHCb	CDF	D0
$R_{\mu/e}$	1.009 ± 0.009	0.993 ± 0.019	1.003 ± 0.010	0.980 ± 0.012	0.991 ± 0.012	0.886 ± 0.121
$R_{\tau/e}$	0.994 ± 0.021	1.063 ± 0.027	—	—	—	—
$R_{\tau/\mu}$	0.985 ± 0.020	1.070 ± 0.026	0.992 ± 0.013	—	—	—
$R_{\tau/\ell}$	1.002 ± 0.019	1.066 ± 0.025	—	—	—	—

From the determined values of the average leptonic and inclusive hadronic W branching fractions, and following Eq. (2), other interesting SM quantities can be derived such as the QCD coupling constant at the W boson mass scale, $\alpha_S(m_W^2)$, or the $|V_{cs}|$ CKM element. One can similarly check the unitarity of the first two rows of the CKM matrix, given by the squared sum in the prefactor of Eq. (2). To extract those SM parameters, one compares the measured ratio of hadronic-to-leptonic branching fractions to the corresponding theoretical expression, parameterized at next-to-next-to-next-to-leading-order QCD plus LO EW and mixed EW+QCD accuracy [12], leaving either $\alpha_S(m_W^2)$ or the (sum of) CKM matrix element(s) free, using the following expression:

$$\frac{\mathcal{B}(W \rightarrow q\bar{q}')}{1 - \mathcal{B}(W \rightarrow q\bar{q}')} = \sum_{\substack{i=(u,c), \\ j=(d,s,b)}} |V_{ij}|^2 \left[1 + \sum_{i=1}^4 c_i \left(\frac{\alpha_S}{\pi} \right)^i + c_{\text{EW}}(\alpha) + c_{\text{mix}}(\alpha\alpha_S) \right], \quad (14)$$

where the numerical value of the ratio derived from the experimental result presented here is 2.060 ± 0.021 . The theoretical uncertainties of Eq. (8), from parametric dependencies and missing higher-order corrections [12, 20], are much smaller than the experimental uncertainty of this ratio. If CKM unitarity is imposed, then the sum in Eq. (8) is $\sum_{ij} |V_{ij}|^2 = 2$ and a value of $\alpha_S(m_W^2) = 0.095 \pm 0.033$ can be inferred. This value is much less precise than the current world-average QCD coupling constant, which amounts to $\alpha_S(m_W^2) = 0.1202 \pm 0.0010$ at the W boson mass scale [9], but confirms the usefulness of W boson hadronic decays to extract this fundamental parameter at future e^+e^- colliders where the W boson branching fractions can be measured much more precisely [66]. If, instead, the current world average of $\alpha_S(m_W^2)$ is used in Eq. (8), and the sum in Eq. (8) is left free, a value of $\sum_{ij} |V_{ij}|^2 = 1.984 \pm 0.021$ is obtained that provides a precise test of CKM unitarity. Further solving Eq. (8) for $|V_{cs}|$, and using the more precisely measured values of the other CKM matrix elements [9] in the sum, yields a value of $|V_{cs}| = 0.967 \pm 0.011$ that is as precise as the value $|V_{cs}| = 0.987 \pm 0.011$ directly measured from semileptonic D or leptonic D_s decays, using lattice QCD calculations of the semileptonic D form factor or the D_s decay constant [9]. The precision extracting the $\alpha_S(m_W^2)$ and $|V_{cs}|$ parameters, as well as the CKM unitarity test, is virtually entirely determined by the systematic uncertainty of the average leptonic branching fraction measurement assuming LFU. A summary of the values calculated here are presented in Table 6. The full tabulated results are provided in HEPData [67].

Table 6: Values of the QCD coupling constant at the W mass, the charm-strange CKM mixing element, and the squared sum of the first two rows of the CKM matrix, derived in this work.

$\alpha_S(m_W^2)$	$ V_{cs} $	$\sum_{ij} V_{ij} ^2$
0.095 ± 0.033	0.967 ± 0.011	1.984 ± 0.021

9 Summary

A precise measurement of the three leptonic decay branching fractions of the W boson has been presented, as well as the average leptonic and inclusive hadronic branching fractions assuming lepton flavor universality (LFU). The analysis is based on a data sample of pp collisions at a center-of-mass energy of 13 TeV corresponding to an integrated luminosity of 35.9 fb^{-1} recorded by the CMS experiment. Events with one or two W bosons produced are collected using single-charged-lepton triggers that require at least one prompt electron or muon with large transverse momentum. The extraction of the W boson leptonic branching fractions is performed through a binned maximum likelihood fit of events split into multiple categories

defined based on the multiplicity and flavor of reconstructed leptons, the number of jets, and the number of jets identified as originating from the hadronization of b quarks. The measured branching fractions for the decay of the W boson into electrons, muons, tau leptons, and hadrons are $(10.83 \pm 0.10)\%$, $(10.94 \pm 0.08)\%$, $(10.77 \pm 0.21)\%$, and $(67.46 \pm 0.28)\%$, respectively. These results are consistent with the LFU hypothesis for the weak interaction, and are more precise than previous measurements based on data collected by the LEP experiments.

Fitting the data assuming LFU provides values of $(10.89 \pm 0.08)\%$ and $(67.32 \pm 0.23)\%$, respectively, for the average leptonic and inclusive hadronic branching fractions of the W boson. The comparison of the ratio of hadronic-to-leptonic branching fractions to the theoretical prediction is used to derive other standard model quantities. A value of the strong coupling constant at the W boson mass scale of $\alpha_S(m_W^2) = 0.095 \pm 0.033$ is obtained which, although not competitive compared with the current world average, confirms the usefulness of the W boson decays to constrain this fundamental standard model parameter at future colliders. Using the world average value of $\alpha_S(m_W^2)$, the sum of the square of the elements in the first two rows of the Cabibbo–Kobayashi–Maskawa (CKM) matrix is $\sum_{ij}|V_{ij}|^2 = 1.984 \pm 0.021$, providing a precise check of CKM unitarity. From this sum and using the world-average values of the other relevant CKM matrix elements, a value of $|V_{cs}| = 0.967 \pm 0.011$ is determined, which is as precise as the current $|V_{cs}| = 0.987 \pm 0.011$ result obtained from direct D meson decay data.

Acknowledgments

We congratulate our colleagues in the CERN accelerator departments for the excellent performance of the LHC and thank the technical and administrative staffs at CERN and at other CMS institutes for their contributions to the success of the CMS effort. In addition, we gratefully acknowledge the computing centers and personnel of the Worldwide LHC Computing Grid and other centers for delivering so effectively the computing infrastructure essential to our analyses. Finally, we acknowledge the enduring support for the construction and operation of the LHC, the CMS detector, and the supporting computing infrastructure provided by the following funding agencies: BMBWF and FWF (Austria); FNRS and FWO (Belgium); CNPq, CAPES, FAPERJ, FAPERGS, and FAPESP (Brazil); MES and BNSF (Bulgaria); CERN; CAS, MoST, and NSFC (China); MINCIENCIAS (Colombia); MSES and CSF (Croatia); RIF (Cyprus); SENESCYT (Ecuador); MoER, ERC PUT and ERDF (Estonia); Academy of Finland, MEC, and HIP (Finland); CEA and CNRS/IN2P3 (France); BMBF, DFG, and HGF (Germany); GSRI (Greece); NKFI (Hungary); DAE and DST (India); IPM (Iran); SFI (Ireland); INFN (Italy); MSIP and NRF (Republic of Korea); MES (Latvia); LAS (Lithuania); MOE and UM (Malaysia); BUAP, CINVESTAV, CONACYT, LNS, SEP, and UASLP-FAI (Mexico); MOS (Montenegro); MBIE (New Zealand); PAEC (Pakistan); MSHE and NSC (Poland); FCT (Portugal); JINR (Dubna); MON, RosAtom, RAS, RFBR, and NRC KI (Russia); MESTD (Serbia); MCIN/AEI and PCTI (Spain); MOSTR (Sri Lanka); Swiss Funding Agencies (Switzerland); MST (Taipei); ThEPCenter, IPST, STAR, and NSTDA (Thailand); TUBITAK and TAEK (Turkey); NASU (Ukraine); STFC (United Kingdom); DOE and NSF (USA).

Individuals have received support from the Marie-Curie program and the European Research Council and Horizon 2020 Grant, contract Nos. 675440, 724704, 752730, 758316, 765710, 824093, 884104, and COST Action CA16108 (European Union); the Leventis Foundation; the Alfred P. Sloan Foundation; the Alexander von Humboldt Foundation; the Belgian Federal Science Policy Office; the Fonds pour la Formation à la Recherche dans l'Industrie et dans l'Agriculture (FRIA-Belgium); the Agentschap voor Innovatie door Wetenschap en Technologie (IWT-Belgium); the F.R.S.-FNRS and FWO (Belgium) under the "Excellence of Science –

EOS” – be.h project n. 30820817; the Beijing Municipal Science & Technology Commission, No. Z191100007219010; the Ministry of Education, Youth and Sports (MEYS) of the Czech Republic; the Deutsche Forschungsgemeinschaft (DFG), under Germany’s Excellence Strategy – EXC 2121 “Quantum Universe” – 390833306, and under project number 400140256 - GRK2497; the Lendület (“Momentum”) Program and the János Bolyai Research Scholarship of the Hungarian Academy of Sciences, the New National Excellence Program ÚNKP, the NK-FIA research grants 123842, 123959, 124845, 124850, 125105, 128713, 128786, and 129058 (Hungary); the Council of Science and Industrial Research, India; the Latvian Council of Science; the Ministry of Science and Higher Education and the National Science Center, contracts Opus 2014/15/B/ST2/03998 and 2015/19/B/ST2/02861 (Poland); the Fundação para a Ciência e a Tecnologia, grant CEECIND/01334/2018 (Portugal); the National Priorities Research Program by Qatar National Research Fund; the Ministry of Science and Higher Education, projects no. 0723-2020-0041 and no. FSWW-2020-0008, and the Russian Foundation for Basic Research, project No.19-42-703014 (Russia); MCIN/AEI/10.13039/501100011033, ERDF “a way of making Europe”, and the Programa Estatal de Fomento de la Investigación Científica y Técnica de Excelencia María de Maeztu, grant MDM-2017-0765 and Programa Severo Ochoa del Principado de Asturias (Spain); the Stavros Niarchos Foundation (Greece); the Rachadapisek Sompot Fund for Postdoctoral Fellowship, Chulalongkorn University and the Chulalongkorn Academic into Its 2nd Century Project Advancement Project (Thailand); the Kavli Foundation; the Nvidia Corporation; the SuperMicro Corporation; the Welch Foundation, contract C-1845; and the Weston Havens Foundation (USA).

References

- [1] BaBar Collaboration, “Evidence for an excess of $\bar{B} \rightarrow D^{(*)} \tau^- \bar{\nu}_\tau$ decays”, *Phys. Rev. Lett.* **109** (2012) 101802, doi:10.1103/PhysRevLett.109.101802, arXiv:1205.5442.
- [2] BaBar Collaboration, “Measurement of an excess of $\bar{B} \rightarrow D^{(*)} \tau^- \bar{\nu}_\tau$ decays and implications for charged Higgs bosons”, *Phys. Rev. D* **88** (2013) 072012, doi:10.1103/PhysRevD.88.072012, arXiv:1303.0571.
- [3] LHCb Collaboration, “Measurement of the ratio of branching fractions $\mathcal{B}(\bar{B}^0 \rightarrow D^{*+} \tau^- \bar{\nu}_\tau) / \mathcal{B}(\bar{B}^0 \rightarrow D^{*+} \mu^- \bar{\nu}_\mu)$ ”, *Phys. Rev. Lett.* **115** (2015) 111803, doi:10.1103/PhysRevLett.115.111803, arXiv:1506.08614. [Erratum: doi:10.1103/PhysRevLett.115.159901].
- [4] Belle Collaboration, “Measurement of the branching ratio of $\bar{B}^0 \rightarrow D^{*+} \tau^- \bar{\nu}_\tau$ relative to $\bar{B}^0 \rightarrow D^{*+} \ell^- \bar{\nu}_\ell$ decays with a semileptonic tagging method”, *Phys. Rev. D* **94** (2016) 072007, doi:10.1103/PhysRevD.94.072007, arXiv:1607.07923.
- [5] LHCb Collaboration, “Measurement of the ratio of branching fractions $\mathcal{B}(B_c^+ \rightarrow J/\psi \tau^+ \nu_\tau) / \mathcal{B}(B_c^+ \rightarrow J/\psi \mu^+ \nu_\mu)$ ”, *Phys. Rev. Lett.* **120** (2018) 121801, doi:10.1103/PhysRevLett.120.121801, arXiv:1711.05623.
- [6] LHCb Collaboration, “Search for lepton-universality violation in $B^+ \rightarrow K^+ \ell^+ \ell^-$ decays”, *Phys. Rev. Lett.* **122** (2019) 191801, doi:10.1103/PhysRevLett.122.191801, arXiv:1903.09252.
- [7] LHCb Collaboration, “Test of lepton universality in beauty-quark decays”, 2021. arXiv:2103.11769.

- [8] ALEPH, DELPHI, L3, OPAL, LEP Electroweak Collaboration, “Electroweak measurements in electron-positron collisions at W-boson-pair energies at LEP”, *Phys. Rept.* **532** (2013) 119, doi:10.1016/j.physrep.2013.07.004, arXiv:1302.3415.
- [9] Particle Data Group, P. A. Zyla et al., “Review of particle physics”, *Prog. Theor. Exp. Phys.* **2020** (2020) 083C01, doi:10.1093/ptep/ptaa104.
- [10] A. Denner, “Techniques for calculation of electroweak radiative corrections at the one loop level and results for W physics at LEP-200”, *Fortsch. Phys.* **41** (1993) 307, doi:10.1002/prop.2190410402, arXiv:0709.1075.
- [11] B. A. Kniehl, F. Madricardo, and M. Steinhauser, “Gauge independent W boson partial decay widths”, *Phys. Rev. D* **62** (2000) 073010, doi:10.1103/PhysRevD.62.073010, arXiv:hep-ph/0005060.
- [12] D. d’Enterria and V. Jacobsen, “Improved strong coupling determinations from hadronic decays of electroweak bosons at N³LO accuracy”, 2020. arXiv:2005.04545. Submitted to *Phys. Lett. B*.
- [13] ATLAS Collaboration, “Test of the universality of τ and μ lepton couplings in W-boson decays from $t\bar{t}$ events with the ATLAS detector”, *Nature Phys.* **17** (2021) 813, doi:10.1038/s41567-021-01236-w, arXiv:2007.14040.
- [14] D0 Collaboration, “W and Z boson production in $p\bar{p}$ collisions at $\sqrt{s} = 1.8$ TeV”, *Phys. Rev. Lett.* **75** (1995) 1456, doi:10.1103/PhysRevLett.75.1456, arXiv:hep-ex/9505013.
- [15] CDF Collaboration, “Measurements of inclusive W and Z cross sections in $p\bar{p}$ collisions at $\sqrt{s} = 1.96$ TeV”, *J. Phys. G* **34** (2007) 2457, doi:10.1088/0954-3899/34/12/001, arXiv:hep-ex/0508029.
- [16] ATLAS Collaboration, “Precision measurement and interpretation of inclusive W^+ , W^- and Z/γ^* production cross sections with the ATLAS detector”, *Eur. Phys. J. C* **77** (2017) 367, doi:10.1140/epjc/s10052-017-4911-9, arXiv:1612.03016.
- [17] LHCb Collaboration, “Measurement of forward $W \rightarrow e\nu$ production in pp collisions at $\sqrt{s} = 8$ TeV”, *JHEP* **10** (2016) 030, doi:10.1007/JHEP10(2016)030, arXiv:1608.01484.
- [18] P. A. Baikov, K. G. Chetyrkin, and J. H. Kuhn, “Order α_s^4 QCD corrections to Z and tau decays”, *Phys. Rev. Lett.* **101** (2008) 012002, doi:10.1103/PhysRevLett.101.012002, arXiv:0801.1821.
- [19] D. Kara, “Corrections of order $\alpha\alpha_s$ to W boson decays”, *Nucl. Phys. B* **877** (2013) 683, doi:10.1016/j.nuclphysb.2013.10.024, arXiv:1307.7190.
- [20] D. d’Enterria and M. Srebre, “ α_s and V_{cs} determination, and CKM unitarity test, from W decays at NNLO”, *Phys. Lett. B* **763** (2016) 465, doi:10.1016/j.physletb.2016.10.012, arXiv:1603.06501.
- [21] CMS Collaboration, “Precision luminosity measurement in proton-proton collisions at $\sqrt{s} = 13$ TeV in 2015 and 2016 at CMS”, *Eur. Phys. J. C* **81** (2021) 800, doi:10.1140/epjc/s10052-021-09538-2, arXiv:2104.01927.

-
- [22] CMS Collaboration, “The CMS experiment at the CERN LHC”, *JINST* **3** (2008) S08004, doi:10.1088/1748-0221/3/08/S08004.
- [23] S. Alioli, P. Nason, C. Oleari, and E. Re, “A general framework for implementing NLO calculations in shower Monte Carlo programs: the POWHEG BOX”, *JHEP* **06** (2010) 043, doi:10.1007/JHEP06(2010)043, arXiv:1002.2581.
- [24] A. Kardos, P. Nason, and C. Oleari, “Three-jet production in POWHEG”, *JHEP* **04** (2014) 043, doi:10.1007/JHEP04(2014)043, arXiv:1402.4001.
- [25] S. Frixione and B. R. Webber, “Matching NLO QCD computations and parton shower simulations”, *JHEP* **06** (2002) 029, doi:10.1088/1126-6708/2002/06/029, arXiv:hep-ph/0204244.
- [26] P. Nason, “A new method for combining NLO QCD with shower Monte Carlo algorithm”, *JHEP* **11** (2004) 040, doi:10.1088/1126-6708/2004/11/040, arXiv:hep-ph/0409146.
- [27] E. Re, “Single-top Wt -channel production matched with parton showers using the POWHEG method”, *Eur. Phys. J. C* **71** (2011) 1547, doi:10.1140/epjc/s10052-011-1547-z, arXiv:1009.2450.
- [28] J. Alwall et al., “MadGraph 5: going beyond”, *JHEP* **06** (2011) 128, doi:10.1007/JHEP06(2011)128, arXiv:1106.0522.
- [29] J. Alwall et al., “The automated computation of tree-level and next-to-leading order differential cross sections, and their matching to parton shower simulations”, *JHEP* **07** (2014) 079, doi:10.1007/JHEP07(2014)079, arXiv:1405.0301.
- [30] S. Frixione, P. Nason, and C. Oleari, “Matching NLO QCD computations with parton shower simulations: the POWHEG method”, *JHEP* **11** (2007) 070, doi:10.1088/1126-6708/2007/11/070, arXiv:0709.2092.
- [31] T. Sjöstrand et al., “An introduction to PYTHIA 8.2”, *Comput. Phys. Commun.* **191** (2015) 159, doi:10.1016/j.cpc.2015.01.024, arXiv:1410.3012.
- [32] P. Skands, S. Carrazza, and J. Rojo, “Tuning PYTHIA 8.1: the Monash 2013 tune”, *Eur. Phys. J. C* **74** (2014) 3024, doi:10.1140/epjc/s10052-014-3024-y, arXiv:1404.5630.
- [33] CMS Collaboration, “Event generator tunes obtained from underlying event and multiparton scattering measurements”, *Eur. Phys. J. C* **76** (2016) 155, doi:10.1140/epjc/s10052-016-3988-x, arXiv:1512.00815.
- [34] CMS Collaboration, “Investigations of the impact of the parton shower tuning in PYTHIA 8 in the modelling of $t\bar{t}$ at $\sqrt{s} = 8$ and 13 TeV”, CMS Physics Analysis Summary CMS-PAS-TOP-16-021, 2016.
- [35] GEANT4 Collaboration, “GEANT4—a simulation toolkit”, *Nucl. Instrum. Meth. A* **506** (2003) 250, doi:10.1016/S0168-9002(03)01368-8.
- [36] CMS Collaboration, “Pileup mitigation at CMS in 13 TeV data”, *JINST* **15** (2020) P09018, doi:10.1088/1748-0221/15/09/P09018, arXiv:2003.00503.

- [37] CMS Collaboration, “Performance of the CMS Level-1 trigger in proton-proton collisions at $\sqrt{s} = 13$ TeV”, *JINST* **15** (2020) P10017, doi:10.1088/1748-0221/15/10/P10017, arXiv:2006.10165.
- [38] CMS Collaboration, “The CMS trigger system”, *JINST* **12** (2017) P01020, doi:10.1088/1748-0221/12/01/P01020, arXiv:1609.02366.
- [39] CMS Collaboration, “Particle-flow reconstruction and global event description with the CMS detector”, *JINST* **12** (2017) P10003, doi:10.1088/1748-0221/12/10/P10003, arXiv:1706.04965.
- [40] M. Cacciari, G. P. Salam, and G. Soyez, “The anti- k_T jet clustering algorithm”, *JHEP* **04** (2008) 063, doi:10.1088/1126-6708/2008/04/063, arXiv:0802.1189.
- [41] M. Cacciari, G. P. Salam, and G. Soyez, “FastJet user manual”, *Eur. Phys. J. C* **72** (2012) 1896, doi:10.1140/epjc/s10052-012-1896-2, arXiv:1111.6097.
- [42] CMS Collaboration, “Description and performance of track and primary-vertex reconstruction with the CMS tracker”, *JINST* **9** (2014) P10009, doi:10.1088/1748-0221/9/10/P10009, arXiv:1405.6569.
- [43] S. Baffioni et al., “Electron reconstruction in CMS”, *Eur. Phys. J. C* **49** (2007) 1099, doi:10.1140/epjc/s10052-006-0175-5.
- [44] CMS Collaboration, “Performance of electron reconstruction and selection with the CMS detector in proton-proton collisions at $\sqrt{s} = 8$ TeV”, *JINST* **10** (2015) P06005, doi:10.1088/1748-0221/10/06/P06005, arXiv:1502.02701.
- [45] CMS Collaboration, “Performance of CMS muon reconstruction in pp collision events at $\sqrt{s} = 7$ TeV”, *JINST* **7** (2012) P10002, doi:10.1088/1748-0221/7/10/P10002, arXiv:1206.4071.
- [46] CMS Collaboration, “Performance of the CMS muon detector and muon reconstruction with proton-proton collisions at $\sqrt{s} = 13$ TeV”, *JINST* **13** (2018) P06015, doi:10.1088/1748-0221/13/06/P06015, arXiv:1804.04528.
- [47] CMS Collaboration, “Performance of reconstruction and identification of τ leptons decaying to hadrons and ν_τ in pp collisions at $\sqrt{s} = 13$ TeV”, *JINST* **13** (2018) P10005, doi:10.1088/1748-0221/13/10/P10005, arXiv:1809.02816.
- [48] CMS Collaboration, “Determination of jet energy calibration and transverse momentum resolution in CMS”, *JINST* **6** (2011) 11002, doi:10.1088/1748-0221/6/11/P11002, arXiv:1107.4277.
- [49] CMS Collaboration, “Identification of heavy-flavour jets with the CMS detector in pp collisions at 13 TeV”, *JINST* **13** (2018) P05011, doi:10.1088/1748-0221/13/05/P05011, arXiv:1712.07158.
- [50] B. Pollack, S. Bhattacharya, and M. Schmitt, “Bayesian blocks in high energy physics: Better binning made easy!”, 2017. arXiv:1708.00810.
- [51] J. S. Conway, “Incorporating nuisance parameters in likelihoods for multisource spectra”, in *Proceedings, PHYSTAT 2011 Workshop on Statistical Issues Related to Discovery Claims in Search Experiments and Unfolding*, p. 115. 2011. arXiv:1103.0354. CERN, Geneva, Switzerland, 17–20 Jan. 2011. doi:10.5170/CERN-2011-006.115.

-
- [52] CMS Collaboration, “Measurement of the inelastic proton-proton cross section at $\sqrt{s} = 13$ TeV”, *JHEP* **07** (2018) 161, doi:10.1007/JHEP07(2018)161, arXiv:1802.02613.
- [53] CMS Collaboration, “Measurement of the production cross section for single top quarks in association with W bosons in proton-proton collisions at $\sqrt{s} = 13$ TeV”, *JHEP* **10** (2018) 117, doi:10.1007/JHEP10(2018)117, arXiv:1805.07399.
- [54] ATLAS Collaboration, “Measurement of the cross section for isolated-photon plus jet production in pp collisions at $\sqrt{s} = 13$ TeV using the ATLAS detector”, *Phys. Lett. B* **780** (2018) 578, doi:10.1016/j.physletb.2018.03.035, arXiv:1801.00112.
- [55] CMS Collaboration, “Measurements of the $pp \rightarrow WZ$ inclusive and differential production cross section and constraints on charged anomalous triple gauge couplings at $\sqrt{s} = 13$ TeV”, *JHEP* **04** (2019) 122, doi:10.1007/JHEP04(2019)122, arXiv:1901.03428.
- [56] CMS Collaboration, “Measurements of $pp \rightarrow ZZ$ production cross sections and constraints on anomalous triple gauge couplings at $\sqrt{s} = 13$ TeV”, *Eur. Phys. J. C* **81** (2021), no. 3, 200, doi:10.1140/epjc/s10052-020-08817-8, arXiv:2009.01186.
- [57] CMS Collaboration, “Measurements of inclusive W and Z cross sections in pp collisions at $\sqrt{s} = 7$ TeV”, *JHEP* **01** (2011) 080, doi:10.1007/JHEP01(2011)080, arXiv:1012.2466.
- [58] CMS Collaboration, “Jet energy scale and resolution in the CMS experiment in pp collisions at 8 TeV”, *JINST* **12** (2017) P02014, doi:10.1088/1748-0221/12/02/P02014, arXiv:1607.03663.
- [59] CMS Collaboration, “Extraction and validation of a new set of CMS PYTHIA8 tunes from underlying-event measurements”, *Eur. Phys. J. C* **80** (2020) 4, doi:10.1140/epjc/s10052-019-7499-4, arXiv:1903.12179.
- [60] CMS Collaboration, “Measurement of the top quark polarization and $t\bar{t}$ spin correlations using dilepton final states in proton-proton collisions at $\sqrt{s} = 13$ TeV”, *Phys. Rev. D* **100** (2019) 072002, doi:10.1103/PhysRevD.100.072002, arXiv:1907.03729.
- [61] CMS Collaboration, “Measurement of normalized differential $t\bar{t}$ cross sections in the dilepton channel from pp collisions at $\sqrt{s} = 13$ TeV”, *JHEP* **04** (2018) 060, doi:10.1007/JHEP04(2018)060, arXiv:1708.07638.
- [62] CMS Collaboration, “Measurement of differential cross sections for top quark pair production using the lepton+jets final state in proton-proton collisions at 13 TeV”, *Phys. Rev. D* **95** (2017) 092001, doi:10.1103/PhysRevD.95.092001, arXiv:1610.04191.
- [63] M. Grazzini, S. Kallweit, D. Rathlev, and M. Wiesemann, “Transverse-momentum resummation for vector-boson pair production at NNLL+NNLO”, *JHEP* **08** (2015) 154, doi:10.1007/JHEP08(2015)154, arXiv:1507.02565.
- [64] P. Meade, H. Ramani, and M. Zeng, “Transverse momentum resummation effects in W^+W^- measurements”, *Phys. Rev. D* **90** (2014) 114006, doi:10.1103/PhysRevD.90.114006, arXiv:1407.4481.
- [65] D. V. Hinkley, “On the ratio of two correlated normal random variables”, *Biometrika* **56** (1969) 635, doi:10.1093/biomet/56.3.635.














-
- [66] FCC Collaboration, “FCC-ee: The lepton collider: Future Circular Collider conceptual design report volume 2”, *Eur. Phys. J. ST* **228** (2019) 261, doi:10.1140/epjst/e2019-900045-4.
- [67] “HEPData record for this analysis”, 2022. doi:10.17182/hepdata.116035.

A The CMS Collaboration

Yerevan Physics Institute, Yerevan, Armenia

A. Tumasyan

Institut für Hochenergiephysik, Vienna, Austria

W. Adam , J.W. Andrejkovic, T. Bergauer , S. Chatterjee , M. Dragicevic , A. Escalante Del Valle , R. Frühwirth¹, M. Jeitler¹ , N. Krammer, L. Lechner , D. Liko, I. Mikulec, P. Paulitsch, F.M. Pitters, J. Schieck¹ , R. Schöfbeck , M. Spanring , S. Templ , W. Waltenberger , C.-E. Wulz¹ 

Institute for Nuclear Problems, Minsk, Belarus

V. Chekhovsky, A. Litomin, V. Makarenko 













Universiteit Antwerpen, Antwerpen, Belgium

M.R. Darwish², E.A. De Wolf, T. Janssen , T. Kello³, A. Lelek , H. Rejeb Sfar, P. Van Mechelen , S. Van Putte, N. Van Remortel 


Vrije Universiteit Brussel, Brussel, Belgium

F. Blekman , E.S. Bols , J. D'Hondt , J. De Clercq , M. Delcourt, H. El Faham , S. Lowette , S. Moortgat , A. Morton , D. Müller , A.R. Sahasransu , S. Tavernier , W. Van Doninck, P. Van Mulders













Université Libre de Bruxelles, Bruxelles, Belgium

D. Beghin, B. Bilin , B. Clerbaux , G. De Lentdecker, L. Favart , A. Grebenyuk, A.K. Kalsi , K. Lee, M. Mahdavihorrani, I. Makarenko , L. Moureaux , L. Pétéré, A. Popov , N. Postiau, E. Starling , L. Thomas , M. Vanden Bemden, C. Vander Velde , P. Vanlaer , D. Vannerom , L. Wezenbeek

Ghent University, Ghent, Belgium

T. Cornelis , D. Dobur, J. Knolle , L. Lambrecht, G. Mestdach, M. Niedziela , C. Roskas, A. Samalan, K. Skovpen , M. Tytgat , W. Verbeke, B. Vermassen, M. Vit















Université Catholique de Louvain, Louvain-la-Neuve, Belgium

A. Bethani , G. Bruno, F. Bury , C. Caputo , P. David , C. Delaere , I.S. Donertas , A. Giammanco , K. Jaffel, Sa. Jain , V. Lemaître, K. Mondal , J. Prisciandaro, A. Taliercio, M. Teklishyn , T.T. Tran, P. Vischia , S. Wertz 

Centro Brasileiro de Pesquisas Físicas, Rio de Janeiro, Brazil

G.A. Alves , C. Hensel, A. Moraes 


Universidade do Estado do Rio de Janeiro, Rio de Janeiro, Brazil

W.L. Aldá Júnior , M. Alves Gallo Pereira , M. Barroso Ferreira Filho, H. BRANDAO MALBOUISSON, W. Carvalho , J. Chinellato⁴, E.M. Da Costa , G.G. Da Silveira⁵ , D. De Jesus Damiao , S. Fonseca De Souza , D. Matos Figueiredo, C. Mora Herrera , K. Mota Amarilo, L. Mundim , H. Nogima, P. Rebello Teles , A. Santoro, S.M. Silva Do Amaral , A. Sznajder , M. Thiel, F. Torres Da Silva De Araujo , A. Vilela Pereira 

Universidade Estadual Paulista (a), Universidade Federal do ABC (b), São Paulo, Brazil

C.A. Bernardes⁵ , L. Calligaris , T.R. Fernandez Perez Tomei , E.M. Gregores , D.S. Lemos , P.G. Mercadante , S.F. Novaes , Sandra S. Padula 

Institute for Nuclear Research and Nuclear Energy, Bulgarian Academy of Sciences, Sofia, Bulgaria


A. Aleksandrov, G. Antchev , R. Hadjiiska, P. Iaydjiev, M. Misheva, M. Rodozov, M. Shopova,

G. Sultanov





University of Sofia, Sofia, Bulgaria

A. Dimitrov, T. Ivanov, L. Litov , B. Pavlov, P. Petkov, A. Petrov














Beihang University, Beijing, China

T. Cheng , Q. Guo, T. Javaid⁶, M. Mittal, H. Wang, L. Yuan





Department of Physics, Tsinghua University, Beijing, China

M. Ahmad , G. Bauer, C. Dozen⁷ , Z. Hu , J. Martins⁸ , Y. Wang, K. Yi^{9,10}


Institute of High Energy Physics, Beijing, China

E. Chapon , G.M. Chen⁶ , H.S. Chen⁶ , M. Chen , F. Iemmi, A. Kapoor , D. Leggat, H. Liao, Z.-A. Liu⁶ , V. Milosevic , F. Monti , R. Sharma , J. Tao , J. Thomas-Wilsker, J. Wang , H. Zhang , S. Zhang⁶, J. Zhao 


State Key Laboratory of Nuclear Physics and Technology, Peking University, Beijing, China

A. Agapitos, Y. An, Y. Ban, C. Chen, A. Levin , Q. Li , X. Lyu, Y. Mao, S.J. Qian, D. Wang , Q. Wang , J. Xiao

Sun Yat-Sen University, Guangzhou, China

M. Lu, Z. You 





Institute of Modern Physics and Key Laboratory of Nuclear Physics and Ion-beam Application (MOE) - Fudan University, Shanghai, China

X. Gao³, H. Okawa 



Zhejiang University, Hangzhou, China, Zhejiang, China

Z. Lin , M. Xiao 

Universidad de Los Andes, Bogota, Colombia

C. Avila , A. Cabrera , C. Florez , J. Fraga, A. Sarkar , M.A. Segura Delgado


Universidad de Antioquia, Medellin, Colombia

J. Mejia Guisao, F. Ramirez, J.D. Ruiz Alvarez , C.A. Salazar González 

University of Split, Faculty of Electrical Engineering, Mechanical Engineering and Naval Architecture, Split, Croatia

D. Giljanovic, N. Godinovic , D. Lelas , I. Puljak 





University of Split, Faculty of Science, Split, Croatia

Z. Antunovic, M. Kovac, T. Sculac 


Institute Rudjer Boskovic, Zagreb, Croatia

V. Brigljevic , D. Ferencek , D. Majumder , M. Roguljic, A. Starodumov¹¹ , T. Susa 

University of Cyprus, Nicosia, Cyprus

A. Attikis , K. Christoforou, E. Erodotou, A. Ioannou, G. Kole , M. Kolosova, S. Konstantinou, J. Mousa , C. Nicolaou, F. Ptochos , P.A. Razis, H. Rykaczewski, H. Saka 

Charles University, Prague, Czech Republic

M. Finger¹², M. Finger Jr.¹² , A. Kveton



Escuela Politecnica Nacional, Quito, Ecuador

E. Ayala



Universidad San Francisco de Quito, Quito, Ecuador

E. Carrera Jarrin 




Academy of Scientific Research and Technology of the Arab Republic of Egypt, Egyptian Network of High Energy Physics, Cairo, Egypt

A.A. Abdelalim^{13,14} , S. Khalil¹⁴ 






Center for High Energy Physics (CHEP-FU), Fayoum University, El-Fayoum, Egypt

A. Lotfy , M.A. Mahmoud 

National Institute of Chemical Physics and Biophysics, Tallinn, Estonia

S. Bhowmik , R.K. Dewanjee , K. Ehataht, M. Kadastik, S. Nandan, C. Nielsen, J. Pata, M. Raidal , L. Tani, C. Veelken


Department of Physics, University of Helsinki, Helsinki, Finland

P. Eerola , L. Forthomme , H. Kirschenmann , K. Osterberg , M. Voutilainen 

Helsinki Institute of Physics, Helsinki, Finland

S. Bharthuar, E. Brücken , F. Garcia , J. Havukainen , M.S. Kim , R. Kinnunen, T. Lampén, K. Lassila-Perini , S. Lehti , T. Lindén, M. Lotti, L. Martikainen, M. Myllymäki, J. Ott , H. Siikonen, E. Tuominen , J. Tuominiemi














Lappeenranta University of Technology, Lappeenranta, Finland

P. Luukka , H. Petrow, T. Tuuva

IRFU, CEA, Université Paris-Saclay, Gif-sur-Yvette, France

C. Amendola , M. Besancon, F. Couderc , M. Dejardin, D. Denegri, J.L. Faure, F. Ferri , S. Ganjour, A. Givernaud, P. Gras, G. Hamel de Monchenault , P. Jarry, B. Lenzi , E. Locci, J. Malcles, J. Rander, A. Rosowsky , M.Ö. Sahin , A. Savoy-Navarro¹⁵, M. Titov , G.B. Yu 













Laboratoire Leprince-Ringuet, CNRS/IN2P3, Ecole Polytechnique, Institut Polytechnique de Paris, Palaiseau, France

S. Ahuja , F. Beaudette , M. Bonanomi , A. Buchot Perraguin, P. Busson, A. Cappati, C. Charlot, O. Davignon, B. Diab, G. Falmagne , S. Ghosh, R. Granier de Cassagnac , A. Hakimi, I. Kucher , J. Motta, M. Nguyen , C. Ochando , P. Paganini , J. Rembser, R. Salerno , J.B. Sauvan , Y. Sirois , A. Tarabini, A. Zabi, A. Zghiche 

Université de Strasbourg, CNRS, IPHC UMR 7178, Strasbourg, France

J.-L. Agram¹⁶ , J. Andrea, D. Apparau, D. Bloch , G. Bourgatte, J.-M. Brom, E.C. Chabert, C. Collard , D. Darej, J.-C. Fontaine¹⁶, U. Goerlach, C. Grimault, A.-C. Le Bihan, E. Nibigira , P. Van Hove 



Institut de Physique des 2 Infinis de Lyon (IP2I), Villeurbanne, France

E. Asilar , S. Beauceron , C. Bernet , G. Boudoul, C. Camen, A. Carle, N. Chanon , D. Contardo, P. Depasse , H. El Mamouni, J. Fay, S. Gascon , M. Gouzevitch , B. Ille, I.B. Laktineh, H. Lattaud , A. Lesauvage , M. Lethuillier , L. Mirabito, S. Perries, K. Shchablo, V. Sordini , L. Torterotot , G. Touquet, M. Vander Donckt, S. Viret






Georgian Technical University, Tbilisi, Georgia





I. Lomidze, T. Toriashvili¹⁷, Z. Tsamalaidze¹²

RWTH Aachen University, I. Physikalisches Institut, Aachen, Germany

L. Feld , K. Klein, M. Lipinski, D. Meuser, A. Pauls, M.P. Rauch, N. Röwert, J. Schulz, M. Teroerde 

RWTH Aachen University, III. Physikalisches Institut A, Aachen, Germany


































A. Dodonova, D. Eliseev, M. Erdmann , P. Fackeldey , B. Fischer, S. Ghosh , T. Hebbeker , K. Hoepfner, F. Ivone, H. Keller, L. Mastrolorenzo, M. Merschmeyer 

A. Meyer , G. Mocellin, S. Mondal, S. Mukherjee , D. Noll , A. Novak, T. Pook , A. Pozdnyakov , Y. Rath, H. Reithler, J. Roemer, A. Schmidt , S.C. Schuler, A. Sharma , L. Vigilante, S. Wiedenbeck, S. Zaleski





















RWTH Aachen University, III. Physikalisches Institut B, Aachen, Germany

C. Dziwok, G. Flügge, W. Haj Ahmad¹⁸ , O. Hlushchenko, T. Kress, A. Nowack , C. Pistone, O. Pooth, D. Roy , H. Sert , A. Stahl¹⁹ , T. Ziemons 














Deutsches Elektronen-Synchrotron, Hamburg, Germany

H. Aarup Petersen, M. Aldaya Martin, P. Asmuss, I. Babounikau , S. Baxter, O. Behnke, A. Bermúdez Martínez, S. Bhattacharya, A.A. Bin Anuar , K. Borrás²⁰, V. Botta, D. Brunner, A. Campbell , A. Cardini , C. Cheng, F. Colombina, S. Consuegra Rodríguez , G. Correia Silva, V. Danilov, L. Didukh, G. Eckerlin, D. Eckstein, L.I. Estevez Banos , O. Filatov , E. Gallo²¹, A. Geiser, A. Giraldi, A. Grohsjean , M. Guthoff, A. Jafari²² , N.Z. Jomhari , H. Jung , A. Kasem²⁰ , M. Kasemann , H. Kaveh , C. Kleinwort , D. Krücker , W. Lange, J. Lidrych , K. Lipka, W. Lohmann²³, R. Mankel, I.-A. Melzer-Pellmann , M. Mendizabal Morentin, J. Metwally, A.B. Meyer , M. Meyer , J. Mnich , A. Mussgiller, Y. Otariid, D. Pérez Adán , D. Pitzl, A. Raspereza, B. Ribeiro Lopes, J. Rübenach, A. Saggio , A. Saibel , M. Savitskyi , M. Scham, V. Scheurer, P. Schütze, C. Schwanenberger²¹ , A. Singh, R.E. Sosa Ricardo , D. Stafford, N. Tonon , O. Turkot , M. Van De Klundert , R. Walsh , D. Walter, Y. Wen , K. Wichmann, L. Wiens, C. Wissing, S. Wuchterl 

University of Hamburg, Hamburg, Germany

R. Aggleton, S. Albrecht , S. Bein , L. Benato , A. Benecke, P. Connor , K. De Leo , M. Eich, F. Feindt, A. Fröhlich, C. Garbers , E. Garutti , P. Gunnellini, J. Haller , A. Hinzmann , G. Kasieczka, R. Klanner , R. Kogler , T. Kramer, V. Kutzner, J. Lange , T. Lange , A. Lobanov , A. Malara , A. Nigamova, K.J. Pena Rodriguez, O. Rieger, P. Schleper, M. Schröder , J. Schwandt , D. Schwarz, J. Sonneveld , H. Stadie, G. Steinbrück, A. Tews, B. Vormwald , I. Zoi 





Karlsruher Institut fuer Technologie, Karlsruhe, Germany

J. Bechtel , T. Berger, E. Butz , R. Caspart , T. Chwalek, W. De Boer[†], A. Dierlamm, A. Droll, K. El Morabit, N. Faltermann , M. Giffels, J.o. Gosewisch, A. Gottmann, F. Hartmann¹⁹ , C. Heidecker, U. Husemann , I. Katkov²⁴, P. Keicher, R. Koppenhöfer, S. Maier, M. Metzler, S. Mitra , Th. Müller, M. Neukum, A. Nürnberg, G. Quast , K. Rabbertz , J. Rauser, D. Savoie , M. Schnepf, D. Seith, I. Shvetsov, H.J. Simonis, R. Ulrich , J. Van Der Linden, R.F. Von Cube, M. Wassmer, M. Weber , S. Wieland, R. Wolf , S. Wozniowski, S. Wunsch


Institute of Nuclear and Particle Physics (INPP), NCSR Demokritos, Aghia Paraskevi, Greece

G. Anagnostou, G. Daskalakis, T. Gerasis , A. Kyriakis, D. Loukas, A. Stakia 

National and Kapodistrian University of Athens, Athens, Greece

M. Diamantopoulou, D. Karasavvas, G. Karathanasis, P. Kontaxakis , C.K. Koraka, A. Manousakis-Katsikakis, A. Panagiotou, I. Papavergou, N. Saoulidou , K. Theofilatos , E. Tziaferi , K. Vellidis, E. Vourliotis

National Technical University of Athens, Athens, Greece

G. Bakas, K. Kousouris , I. Papakrivopoulos, G. Tsipolitis, A. Zacharopoulou

University of Ioánnina, Ioánnina, Greece






I. Evangelou , C. Foudas, P. Giannelis, P. Katsoulis, P. Kokkas, N. Manthos, I. Papadopou-

Ios , J. Strologas 


MTA-ELTE Lendület CMS Particle and Nuclear Physics Group, Eötvös Loránd University, Budapest, Hungary

M. Csanad , K. Farkas, M.M.A. Gadallah²⁵ , S. Lökös²⁶ , P. Major, K. Mandal , A. Mehta , G. Pasztor , A.J. Rádl, O. Surányi, G.I. Veres 


Wigner Research Centre for Physics, Budapest, Hungary

M. Bartók²⁷ , G. Bencze, C. Hajdu , D. Horvath²⁸ , F. Sikler , V. Veszpremi , G. Vesztergombi[†]


Institute of Nuclear Research ATOMKI, Debrecen, Hungary

S. Czellar, J. Karancsi²⁷ , J. Molnar, Z. Szillasi, D. Teyssier




Institute of Physics, University of Debrecen, Debrecen, Hungary

P. Raics, Z.L. Trocsanyi²⁹ , B. Ujvari






Karoly Robert Campus, MATE Institute of Technology, Gyongyos, Hungary

T. Csorgo³⁰ , F. Nemes³⁰, T. Novak











Indian Institute of Science (IISc), Bangalore, India

J.R. Komaragiri , D. Kumar, L. Panwar , P.C. Tiwari 




National Institute of Science Education and Research, HBNI, Bhubaneswar, India

S. Bahinipati³¹ , C. Kar , P. Mal, T. Mishra , V.K. Muraleedharan Nair Bindhu³², A. Nayak³² , P. Saha, N. Sur , S.K. Swain, D. Vats³²






Panjab University, Chandigarh, India

S. Bansal , S.B. Beri, V. Bhatnagar , G. Chaudhary , S. Chauhan , N. Dhingra³³ , R. Gupta, A. Kaur, M. Kaur , S. Kaur, P. Kumari , M. Meena, K. Sandeep , J.B. Singh , A.K. Viridi 




University of Delhi, Delhi, India

A. Ahmed, A. Bhardwaj , B.C. Choudhary , M. Gola, S. Keshri , A. Kumar , M. Naimuddin , P. Priyanka , K. Ranjan, A. Shah 




Saha Institute of Nuclear Physics, HBNI, Kolkata, India

M. Bharti³⁴, R. Bhattacharya, S. Bhattacharya , D. Bhowmik, S. Dutta, S. Dutta, B. Gomber³⁵ , M. Maity³⁶, P. Palit , P.K. Rout , G. Saha, B. Sahu , S. Sarkar, M. Sharan, B. Singh³⁴, S. Thakur³⁴


Indian Institute of Technology Madras, Madras, India

P.K. Behera , S.C. Behera, P. Kalbhor , A. Muhammad, R. Pradhan, P.R. Pujahari, A. Sharma , A.K. Sikdar



Bhabha Atomic Research Centre, Mumbai, India

D. Dutta , V. Jha, V. Kumar , D.K. Mishra, K. Naskar³⁷, P.K. Netrakanti, L.M. Pant, P. Shukla 

Tata Institute of Fundamental Research-A, Mumbai, India

T. Aziz, S. Dugad, M. Kumar, U. Sarkar 


Tata Institute of Fundamental Research-B, Mumbai, India

S. Banerjee , R. Chudasama, M. Guchait, S. Karmakar, S. Kumar, G. Majumder, K. Mazumdar, S. Mukherjee 




Indian Institute of Science Education and Research (IISER), Pune, India

K. Alpana, S. Dube , B. Kansal, A. Laha, S. Pandey , A. Rane , A. Rastogi , S. Sharma 

Isfahan University of Technology, Isfahan, Iran

H. Bakhshiansohi³⁸ , M. Zeinali³⁹




























Institute for Research in Fundamental Sciences (IPM), Tehran, Iran

S. Chenarani⁴⁰, S.M. Etesami , M. Khakzad , M. Mohammadi Najafabadi 
























University College Dublin, Dublin, Ireland

M. Grunewald 






INFN Sezione di Bari ^a, Bari, Italy, Università di Bari ^b, Bari, Italy, Politecnico di Bari ^c, Bari, Italy

M. Abbrescia^{a,b} , R. Aly^{a,b,41} , C. Aruta^{a,b}, A. Colaleo^a , D. Creanza^{a,c} , N. De Filippis^{a,c} , M. De Palma^{a,b} , A. Di Florio^{a,b}, A. Di Pilato^{a,b} , W. Elmetenawee^{a,b} , L. Fiore^a , A. Gelmi^{a,b} , M. Gul^a , G. Iaselli^{a,c} , M. Ince^{a,b} , S. Lezki^{a,b} , G. Maggi^{a,c} , M. Maggi^a , I. Margjeka^{a,b}, V. Mastrapasqua^{a,b} , J.A. Merlin^a, S. My^{a,b} , S. Nuzzo^{a,b} , A. Pellecchia^{a,b}, A. Pompili^{a,b} , G. Pugliese^{a,c} , A. Ranieri^a , G. Selvaggi^{a,b} , L. Silvestris^a , F.M. Simone^{a,b} , R. Venditti^a , P. Verwilligen^a 













INFN Sezione di Bologna ^a, Bologna, Italy, Università di Bologna ^b, Bologna, Italy

G. Abbiendi^a , C. Battilana^{a,b} , D. Bonacorsi^{a,b} , L. Borgonovi^a, L. Brigliadori^a, R. Campanini^{a,b} , P. Capiluppi^{a,b} , A. Castro^{a,b} , F.R. Cavallo^a , M. Cuffiani^{a,b} , G.M. Dallavalle^a , T. Diotallevi^{a,b} , F. Fabbri^a , A. Fanfani^{a,b} , P. Giacomelli^a , L. Giommi^{a,b} , C. Grandi^a , L. Guiducci^{a,b}, S. Lo Meo^{a,42}, L. Lunerti^{a,b}, S. Marcellini^a , G. Masetti^a , F.L. Navarria^{a,b} , A. Perrotta^a , F. Primavera^{a,b} , A.M. Rossi^{a,b} , T. Rovelli^{a,b} , G.P. Siroli^{a,b} 

INFN Sezione di Catania ^a, Catania, Italy, Università di Catania ^b, Catania, Italy

S. Albergo^{a,b,43} , S. Costa^{a,b,43} , A. Di Mattia^a , R. Potenza^{a,b}, A. Tricomi^{a,b,43} , C. Tuve^{a,b} 



INFN Sezione di Firenze ^a, Firenze, Italy, Università di Firenze ^b, Firenze, Italy

G. Barbagli^a , A. Cassese^a , R. Ceccarelli^{a,b}, V. Ciulli^{a,b} , C. Civinini^a , R. D'Alessandro^{a,b} , E. Focardi^{a,b} , G. Latino^{a,b} , P. Lenzi^{a,b} , M. Lizzo^{a,b}, M. Meschini^a , S. Paoletti^a , R. Seidita^{a,b}, G. Sguazzoni^a , L. Viliani^a 



















INFN Laboratori Nazionali di Frascati, Frascati, Italy

L. Benussi , S. Bianco , D. Piccolo 

INFN Sezione di Genova ^a, Genova, Italy, Università di Genova ^b, Genova, Italy

M. Bozzo^{a,b} , F. Ferro^a , R. Mulargia^{a,b}, E. Robutti^a , S. Tosi^{a,b} 

























INFN Sezione di Milano-Bicocca ^a, Milano, Italy, Università di Milano-Bicocca ^b, Milano, Italy

A. Benaglia^a , F. Brivio^{a,b}, F. Ceteorelli^{a,b}, V. Ciriolo^{a,b,19}, F. De Guio^{a,b} , M.E. Dinardo^{a,b} , P. Dini^a , S. Gennai^a , A. Ghezzi^{a,b} , P. Govoni^{a,b} , L. Guzzi^{a,b} , M. Malberti^a, S. Malvezzi^a , A. Massironi^a , D. Menasce^a , L. Moroni^a , M. Paganoni^{a,b} , D. Pedrini^a , S. Ragazzi^{a,b} , N. Redaelli^a , T. Tabarelli de Fatis^{a,b} , D. Valsecchi^{a,b,19}, D. Zuolo^{a,b} 








INFN Sezione di Napoli ^a, Napoli, Italy, Università di Napoli 'Federico II' ^b, Napoli, Italy, Università della Basilicata ^c, Potenza, Italy, Università G. Marconi ^d, Roma, Italy

S. Buontempo^a , F. Carnevali^{a,b}, N. Cavallo^{a,c} , A. De Iorio^{a,b} , F. Fabozzi^{a,c} , A.O.M. Iorio^{a,b} , L. Lista^{a,b} , S. Meola^{a,d,19} , P. Paolucci^{a,19} , B. Rossi^a , C. Sciacca^{a,b} 












INFN Sezione di Padova ^a, Padova, Italy, Università di Padova ^b, Padova, Italy, Università di Trento ^c, Trento, Italy

P. Azzi^a , N. Bacchetta^a , D. Bisello^{a,b} , P. Bortignon^a , A. Bragagnolo^{a,b} , R. Carlin^{a,b} , P. Checchia^a , T. Dorigo^a , U. Dosselli^a , F. Gasparini^{a,b} , U. Gasparini^{a,b} , S.Y. Hoh^{a,b} , L. Layer^{a,44}, M. Margoni^{a,b} , A.T. Meneguzzo^{a,b} , J. Pazzini^{a,b} , M. Presilla^{a,b} , P. Ronchese^{a,b} , R. Rossin^{a,b}, F. Simonetto^{a,b} , G. Strong^a , M. Tosi^{a,b} , H. YARAR^{a,b}, M. Zanetti^{a,b} , P. Zotto^{a,b} , A. Zucchetta^{a,b} , G. Zumerle^{a,b} 




























INFN Sezione di Pavia ^a, Pavia, Italy, Università di Pavia ^b, Pavia, Italy

C. Aime^{a,b}, A. Braghieri^a , S. Calzaferri^{a,b}, D. Fiorina^{a,b} , P. Montagna^{a,b}, S.P. Ratti^{a,b}, V. Re^a , C. Riccardi^{a,b} , P. Salvini^a , I. Vai^a , P. Vitulo^{a,b} 













INFN Sezione di Perugia ^a, Perugia, Italy, Università di Perugia ^b, Perugia, Italy

P. Asenov^{a,45} , G.M. Bilei^a , D. Ciangottini^{a,b} , L. Fanò^{a,b} , P. Lariccia^{a,b}, M. Magherini^b, G. Mantovani^{a,b}, V. Mariani^{a,b}, M. Menichelli^a , F. Moscatelli^{a,45} , A. Piccinelli^{a,b} , A. Rossi^{a,b} , A. Santocchia^{a,b} , D. Spiga^a , T. Tedeschi^{a,b} 



































INFN Sezione di Pisa ^a, Pisa, Italy, Università di Pisa ^b, Pisa, Italy, Scuola Normale Superiore di Pisa ^c, Pisa, Italy, Università di Siena ^d, Siena, Italy

P. Azzurri^a , G. Bagliesi^a , V. Bertacchi^{a,c} , L. Bianchini^a , T. Boccali^a , E. Bossini^{a,b} , R. Castaldi^a , M.A. Ciocci^{a,b} , V. D'Amante^{a,d} , R. Dell'Orso^a , M.R. Di Domenico^{a,d} , S. Donato^a , A. Giassi^a , F. Ligabue^{a,c} , E. Manca^{a,c} , G. Mandorli^{a,c} , A. Messineo^{a,b} , F. Palla^a , S. Parolia^{a,b}, G. Ramirez-Sanchez^{a,c}, A. Rizzi^{a,b} , G. Rolandi^{a,c} , S. Roy Chowdhury^{a,c}, A. Scribano^a, N. Shafiei^{a,b} , P. Spagnolo^a , R. Tenchini^a , G. Tonelli^{a,b} , N. Turini^{a,d} , A. Venturi^a , P.G. Verdini^a 








INFN Sezione di Roma ^a, Rome, Italy, Sapienza Università di Roma ^b, Rome, Italy

M. Campana^{a,b}, F. Cavallari^a , D. Del Re^{a,b} , E. Di Marco^a , M. Diemoz^a , E. Longo^{a,b} , P. Meridiani^a , G. Organtini^{a,b} , F. Pandolfi^a, R. Paramatti^{a,b} , C. Quaranta^{a,b}, S. Rahatlou^{a,b} , C. Rovelli^a , F. Santanastasio^{a,b} , L. Soffi^a , R. Tramontano^{a,b}



INFN Sezione di Torino ^a, Torino, Italy, Università di Torino ^b, Torino, Italy, Università del Piemonte Orientale ^c, Novara, Italy

N. Amapane^{a,b} , R. Arcidiacono^{a,c} , S. Argiro^{a,b} , M. Arneodo^{a,c} , N. Bartosik^a , R. Bellan^{a,b} , A. Bellora^{a,b} , J. Berenguer Antequera^{a,b} , C. Biino^a , N. Cartiglia^a , S. Cometti^a , M. Costa^{a,b} , R. Covarelli^{a,b} , N. Demaria^a , B. Kiani^{a,b} , F. Legger^a , C. Mariotti^a , S. Maselli^a , E. Migliore^{a,b} , E. Monteil^{a,b} , M. Monteno^a , M.M. Obertino^{a,b} , G. Ortona^a , L. Pacher^{a,b} , N. Pastrone^a , M. Pelliccioni^a , G.L. Pinna Angioni^{a,b}, M. Ruspa^{a,c} , K. Shchelina^{a,b} , F. Siviero^{a,b} , V. Sola^a , A. Solano^{a,b} , D. Soldi^{a,b} , A. Staiano^a , M. Tornago^{a,b}, D. Trocino^{a,b} , A. Vagnerini

INFN Sezione di Trieste ^a, Trieste, Italy, Università di Trieste ^b, Trieste, Italy







S. Belforte^a , V. Candelise^{a,b} , M. Casarsa^a , F. Cossutti^a , A. Da Rold^{a,b} , G. Della Ricca^{a,b} , G. Sorrentino^{a,b}, F. Vazzoler^{a,b} 

Kyungpook National University, Daegu, Korea


S. Dogra , C. Huh , B. Kim, D.H. Kim , G.N. Kim , J. Kim, J. Lee, S.W. Lee , C.S. Moon , Y.D. Oh , S.I. Pak, B.C. Radburn-Smith, S. Sekmen , Y.C. Yang

Chonnam National University, Institute for Universe and Elementary Particles, Kwangju, Korea





H. Kim , D.H. Moon 

Hanyang University, Seoul, KoreaB. Francois , T.J. Kim , J. Park **Korea University, Seoul, Korea**S. Cho, S. Choi , Y. Go, B. Hong , K. Lee, K.S. Lee , J. Lim, J. Park, S.K. Park, J. Yoo**Kyung Hee University, Department of Physics, Seoul, Republic of Korea, Seoul, Korea**J. Goh , A. Gurtu**Sejong University, Seoul, Korea**H.S. Kim , Y. Kim**Seoul National University, Seoul, Korea**J. Almond, J.H. Bhyun, J. Choi, S. Jeon, J. Kim, J.S. Kim, S. Ko, H. Kwon, H. Lee , S. Lee, B.H. Oh, M. Oh , S.B. Oh, H. Seo , U.K. Yang, I. Yoon **University of Seoul, Seoul, Korea**W. Jang, D. Jeon, D.Y. Kang, Y. Kang, J.H. Kim, S. Kim, B. Ko, J.S.H. Lee , Y. Lee, I.C. Park, Y. Roh, M.S. Ryu, D. Song, I.J. Watson , S. Yang**Yonsei University, Department of Physics, Seoul, Korea**

S. Ha, H.D. Yoo

Sungkyunkwan University, Suwon, KoreaM. Choi, Y. Jeong, H. Lee, Y. Lee, I. Yu **College of Engineering and Technology, American University of the Middle East (AUM), Egaila, Kuwait, Dasman, Kuwait**

T. Beyrouthy, Y. Maghrbi

Riga Technical University, Riga, LatviaT. Torims, V. Veckalns⁴⁶ **Vilnius University, Vilnius, Lithuania**M. Ambrozas, A. Carvalho Antunes De Oliveira , A. Juodagalvis , A. Rinkevicius , G. Tamulaitis **National Centre for Particle Physics, Universiti Malaya, Kuala Lumpur, Malaysia**N. Bin Norjoharuddeen , W.A.T. Wan Abdullah, M.N. Yusli, Z. Zolkapli**Universidad de Sonora (UNISON), Hermosillo, Mexico**J.F. Benitez , A. Castaneda Hernandez , M. León Coello, J.A. Murillo Quijada , A. Sehrawat, L. Valencia Palomo **Centro de Investigacion y de Estudios Avanzados del IPN, Mexico City, Mexico**G. Ayala, H. Castilla-Valdez, E. De La Cruz-Burelo , I. Heredia-De La Cruz⁴⁷ , R. Lopez-Fernandez, C.A. Mondragon Herrera, D.A. Perez Navarro, A. Sánchez Hernández **Universidad Iberoamericana, Mexico City, Mexico**S. Carrillo Moreno, C. Oropeza Barrera , F. Vazquez Valencia**Benemerita Universidad Autonoma de Puebla, Puebla, Mexico**

I. Pedraza, H.A. Salazar Ibarguen, C. Uribe Estrada



University of Montenegro, Podgorica, MontenegroJ. Mijuskovic⁴⁸, N. Raicevic**University of Auckland, Auckland, New Zealand**

D. Krofcheck 

University of Canterbury, Christchurch, New Zealand

S. Bheesette, P.H. Butler 




National Centre for Physics, Quaid-I-Azam University, Islamabad, Pakistan

A. Ahmad, M.I. Asghar, A. Awais, M.I.M. Awan, H.R. Hoorani, W.A. Khan, M.A. Shah, M. Shoaib , M. Waqas 





AGH University of Science and Technology Faculty of Computer Science, Electronics and Telecommunications, Krakow, Poland

V. Avati, L. Grzanka, M. Malawski

National Centre for Nuclear Research, Swierk, Poland

H. Bialkowska, M. Bluj , B. Boimska , M. Górski, M. Kazana, M. Szeleper , P. Zalewski



Institute of Experimental Physics, Faculty of Physics, University of Warsaw, Warsaw, Poland

K. Bunkowski, K. Doroba, A. Kalinowski , M. Konecki , J. Krolikowski , M. Walczak 




Laboratório de Instrumentação e Física Experimental de Partículas, Lisboa, Portugal

M. Araujo, P. Bargassa , D. Bastos, A. Boletti , P. Faccioli , M. Gallinaro , J. Hollar , N. Leonardo , T. Niknejad, M. Pisano, J. Seixas , O. Toldaiev , J. Varela 

Joint Institute for Nuclear Research, Dubna, Russia

S. Afanasiev, D. Budkouski, I. Golutvin, I. Gorbunov , V. Karjavine, V. Korenkov , A. Lanev, A. Malakhov, V. Matveev^{49,50}, V. Palichik, V. Perelygin, M. Savina, D. Seitova, V. Shalaev, S. Shmatov, S. Shulha, V. Smirnov, O. Teryaev, N. Voytishin, B.S. Yuldashev⁵¹, A. Zarubin, I. Zhizhin


Petersburg Nuclear Physics Institute, Gatchina (St. Petersburg), Russia

G. Gavrillov , V. Golovtcov, Y. Ivanov, V. Kim⁵² , E. Kuznetsova⁵³, V. Murzin, V. Oreshkin, I. Smirnov, D. Sosnov , V. Sulimov, L. Uvarov, S. Volkov, A. Vorobyev

Institute for Nuclear Research, Moscow, Russia

Yu. Andreev , A. Dermenev, S. Gninenko , N. Golubev, A. Karneyeu , D. Kirpichnikov , M. Kirsanov, N. Krasnikov, A. Pashenkov, G. Pivovarov , D. Tliso[†], A. Toropin

Institute for Theoretical and Experimental Physics named by A.I. Alikhanov of NRC 'Kurchatov Institute', Moscow, Russia

V. Epshteyn, V. Gavrillov, N. Lychkovskaya, A. Nikitenko⁵⁴, V. Popov, A. Spiridonov, A. Stepenov, M. Toms, E. Vlasov , A. Zhokin


Moscow Institute of Physics and Technology, Moscow, Russia

T. Aushev








National Research Nuclear University 'Moscow Engineering Physics Institute' (MEPhI), Moscow, Russia

M. Chadeeva⁵⁵ , A. Oskin, P. Parygin, E. Popova, V. Rusinov


P.N. Lebedev Physical Institute, Moscow, Russia

V. Andreev, M. Azarkin, I. Dremin , M. Kirakosyan, A. Terkulov






Skobeltsyn Institute of Nuclear Physics, Lomonosov Moscow State University, Moscow, Russia

A. Belyaev, E. Boos , M. Dubinin⁵⁶ , L. Dudko , A. Ershov, A. Gribushin, V. Klyukhin , O. Kodolova , I. Lokhtin , S. Obraztsov, M. Perfilov, V. Savrin, A. Snigirev 

Novosibirsk State University (NSU), Novosibirsk, Russia

V. Blinov⁵⁷, T. Dimova⁵⁷, L. Kardapoltsev⁵⁷, A. Kozyrev⁵⁷, I. Ovtin⁵⁷, Y. Skovpen⁵⁷ 

Institute for High Energy Physics of National Research Centre ‘Kurchatov Institute’, Protvino, Russia

I. Azhgirey , I. Bayshev, D. Elumakhov, V. Kachanov, D. Konstantinov , P. Mandrik , V. Petrov, R. Ryutin, S. Slabospitskii , A. Sobol, S. Troshin , N. Tyurin, A. Uzunian, A. Volkov

National Research Tomsk Polytechnic University, Tomsk, Russia

A. Babaev, V. Okhotnikov




















Tomsk State University, Tomsk, Russia

V. Borshch, V. Ivanchenko , E. Tcherniaev 


University of Belgrade: Faculty of Physics and VINCA Institute of Nuclear Sciences, Belgrade, Serbia

P. Adzic⁵⁸ , M. Dordevic , P. Milenovic , J. Milosevic 










Centro de Investigaciones Energéticas Medioambientales y Tecnológicas (CIEMAT), Madrid, Spain

M. Aguilar-Benitez, J. Alcaraz Maestre , A. Álvarez Fernández, I. Bachiller, M. Barrio Luna, Cristina F. Bedoya , C.A. Carrillo Montoya , M. Cepeda , M. Cerrada, N. Colino , B. De La Cruz, A. Delgado Peris , J.P. Fernández Ramos , J. Flix , M.C. Fouz , O. Gonzalez Lopez , S. Goy Lopez , J.M. Hernandez , M.I. Josa , J. León Holgado , D. Moran, Á. Navarro Tobar , C. Perez Dengra, A. Pérez-Calero Yzquierdo , J. Puerta Pelayo , I. Redondo , L. Romero, S. Sánchez Navas, L. Urda Gómez , C. Willmott















Universidad Autónoma de Madrid, Madrid, Spain

J.F. de Trocóniz, R. Reyes-Almanza 

Universidad de Oviedo, Instituto Universitario de Ciencias y Tecnologías Espaciales de Asturias (ICTEA), Oviedo, Spain

B. Alvarez Gonzalez , J. Cuevas , C. Erice , J. Fernandez Menendez , S. Folgueras , I. Gonzalez Caballero , J.R. González Fernández, E. Palencia Cortezon , C. Ramón Álvarez, J. Ripoll Sau, V. Rodríguez Bouza , A. Trapote, N. Trevisani 


Instituto de Física de Cantabria (IFCA), CSIC-Universidad de Cantabria, Santander, Spain

J.A. Brochero Cifuentes , I.J. Cabrillo, A. Calderon , J. Duarte Campderros , M. Fernandez , C. Fernandez Madrazo , P.J. Fernández Manteca , A. García Alonso, G. Gomez, C. Martinez Rivero, P. Martinez Ruiz del Arbol , F. Matorras , P. Matorras Cuevas , J. Piedra Gomez , C. Prieels, T. Rodrigo , A. Ruiz-Jimeno , L. Scodellaro , I. Vila, J.M. Vizan Garcia 



















University of Colombo, Colombo, Sri Lanka









































M.K. Jayananda, B. Kailasapathy⁵⁹, D.U.J. Sonnadara, D.D.C. Wickramarathna

University of Ruhuna, Department of Physics, Matara, Sri Lanka

W.G.D. Dharmaratna , K. Liyanage, N. Perera, N. Wickramage

CERN, European Organization for Nuclear Research, Geneva, Switzerland


















T.K. Aarrestad , D. Abbaneo, J. Alimena , E. Auffray, G. Auzinger, J. Baechler, P. Baillon[†], D. Barney , J. Bendavid, M. Bianco , A. Bocci , T. Camporesi, M. Capeans Garrido , G. Cerminara, S.S. Chhibra , M. Cipriani , L. Cristella , D. d’Enterria , A. Dabrowski , N. Daci , A. David , A. De Roeck , M.M. Defranchis , M. Deile , M. Dobson, M. Dünser , N. Dupont, A. Elliott-Peisert, N. Emriskova, F. Fallavollita⁶⁰, D. Fasanella 

A. Florent , G. Franzoni , W. Funk, S. Giani, D. Gigi, K. Gill, F. Glege, L. Gouskos , M. Haranko , J. Hegeman , Y. Iiyama , V. Innocente , T. James, P. Janot , J. Kaspar , J. Kieseler , M. Komm , N. Kratochwil, C. Lange , S. Laurila, P. Lecoq , K. Long , C. Lourenço , L. Malgeri , S. Mallios, M. Mannelli, A.C. Marini , F. Meijers, S. Mersi , E. Meschi , F. Moortgat , M. Mulders , S. Orfanelli, L. Orsini, F. Pantaleo , L. Pape, E. Perez, M. Peruzzi , A. Petrilli, G. Petrucciani , A. Pfeiffer , M. Pierini , D. Piparo, M. Pitt , H. Qu , T. Quast, D. Rabadý , A. Racz, G. Reales Gutiérrez, M. Rieger , M. Rovere, H. Sakulin, J. Salfeld-Nebgen , S. Scarfi, C. Schäfer, C. Schwick, M. Selvaggi , A. Sharma, P. Silva , W. Snoeys , P. Sphicas⁶¹ , S. Summers , K. Tatar , V.R. Tavolaro , D. Treille, A. Tsirou, G.P. Van Onsem , M. Verzetti , J. Wanczyk⁶², K.A. Wozniak, W.D. Zeuner














Paul Scherrer Institut, Villigen, Switzerland

L. Caminada⁶³ , A. Ebrahimi , W. Erdmann, R. Horisberger, Q. Ingram, H.C. Kaestli, D. Kotlinski, U. Langenegger, M. Missiroli , T. Rohe



ETH Zurich - Institute for Particle Physics and Astrophysics (IPA), Zurich, Switzerland

K. Androsov⁶² , M. Backhaus , P. Berger, A. Calandri , N. Chernyavskaya , A. De Cosa, G. Dissertori , M. Dittmar, M. Donegà, C. Dorfer , F. Eble, K. Gedia, F. Glessgen, T.A. Gómez Espinosa , C. Grab , D. Hits, W. Lustermann, A.-M. Lyon, R.A. Manzoni , C. Martin Perez, M.T. Meinhard, F. Nessi-Tedaldi, J. Niedziela , F. Pauss, V. Perovic, S. Pigazzini , M.G. Ratti , M. Reichmann, C. Reissel, T. Reitenspiess, B. Ristic , D. Ruini, D.A. Sanz Becerra , M. Schönenberger , V. Stampf, J. Steggemann⁶² , R. Wallny , D.H. Zhu






Universität Zürich, Zurich, Switzerland

C. Amsler⁶⁴ , P. Bäertschi, C. Botta , D. Brzhechko, M.F. Canelli , K. Cormier, A. De Wit , R. Del Burgo, J.K. Heikkilä , M. Huwiler, W. Jin, A. Jofrehei , B. Kilminster , S. Leontsinis , S.P. Liechi, A. Macchiolo , P. Meiring, V.M. Mikuni , U. Molinatti, I. Neutelings, A. Reimers, P. Robmann, S. Sanchez Cruz , K. Schweiger , Y. Takahashi 




National Central University, Chung-Li, Taiwan

C. Adloff⁶⁵, C.M. Kuo, W. Lin, A. Roy , T. Sarkar³⁶ , S.S. Yu











National Taiwan University (NTU), Taipei, Taiwan

L. Ceard, Y. Chao, K.F. Chen , P.H. Chen , W.-S. Hou , Y.y. Li, R.-S. Lu, E. Paganis , A. Psallidas, A. Steen, H.y. Wu, E. Yazgan , P.r. Yu



Chulalongkorn University, Faculty of Science, Department of Physics, Bangkok, Thailand

B. Asavapibhop , C. Asawatangkuldee , N. Srimanobhas 





Çukurova University, Physics Department, Science and Art Faculty, Adana, Turkey

F. Boran , S. Damarseckin⁶⁶, Z.S. Demiroglu , F. Dolek , I. Dumanoglu⁶⁷ , E. Eskut, Y. Guler , E. Gurpinar Guler⁶⁸ , I. Hos⁶⁹, C. Isik, O. Kara, A. Kayis Topaksu, U. Kiminsu , G. Onengut, K. Ozdemir⁷⁰, A. Polatoz, A.E. Simsek , B. Tali⁷¹, U.G. Tok , S. Turcpar, I.S. Zorbakir , C. Zorbilmez

Middle East Technical University, Physics Department, Ankara, Turkey

B. Isildak⁷², G. Karapinar⁷³, K. Ocalan⁷⁴ , M. Yalvac⁷⁵ 


Bogazici University, Istanbul, Turkey

B. Akgun, I.O. Atakisi , E. Gülmez , M. Kaya⁷⁶ , O. Kaya⁷⁷, Ö. Özçelik, S. Tekten⁷⁸, E.A. Yetkin⁷⁹ 

Istanbul Technical University, Istanbul, Turkey

A. Cakir , K. Cankocak⁶⁷ , Y. Komurcu, S. Sen⁸⁰ 

Istanbul University, Istanbul, Turkey

S. Cerci⁷¹, B. Kaynak, S. Ozkorucuklu, D. Sunar Cerci⁷¹ 












Institute for Scintillation Materials of National Academy of Science of Ukraine, Kharkov, Ukraine

B. Grynyov







National Scientific Center, Kharkov Institute of Physics and Technology, Kharkov, Ukraine

L. Levchuk 



















University of Bristol, Bristol, United Kingdom

D. Anthony, E. Bhal , S. Bologna, J.J. Brooke , A. Bundock , E. Clement , D. Cussans , H. Flacher , J. Goldstein , G.P. Heath, H.F. Heath , M.-L. Holmberg⁸¹, L. Kreczko , B. Krikler , S. Paramesvaran, S. Seif El Nasr-Storey, V.J. Smith, N. Stylianou⁸² , K. Walkingshaw Pass, R. White





Rutherford Appleton Laboratory, Didcot, United Kingdom

K.W. Bell, A. Belyaev⁸³ , C. Brew , R.M. Brown, D.J.A. Cockerill, C. Cooke, K.V. Ellis, K. Harder, S. Harper, J. Linacre , K. Manolopoulos, D.M. Newbold , E. Olaiya, D. Petyt, T. Reis , T. Schuh, C.H. Shepherd-Themistocleous, I.R. Tomalin, T. Williams 









Imperial College, London, United Kingdom

R. Bainbridge , P. Bloch , S. Bonomally, J. Borg , S. Breeze, O. Buchmuller, V. Cepaitis , G.S. Chahal⁸⁴ , D. Colling, P. Dauncey , G. Davies , M. Della Negra , S. Fayer, G. Fedi , G. Hall , M.H. Hassanshahi, G. Iles, J. Langford, L. Lyons, A.-M. Magnan, S. Malik, A. Martelli , D.G. Monk, J. Nash⁸⁵ , M. Pesaresi, D.M. Raymond, A. Richards, A. Rose, E. Scott , C. Seez, A. Shtipliyski, A. Tapper , K. Uchida, T. Virdee¹⁹ , M. Vojinovic , N. Wardle , S.N. Webb , D. Winterbottom, A.G. Zecchinelli

Brunel University, Uxbridge, United Kingdom

K. Coldham, J.E. Cole , A. Khan, P. Kyberd , I.D. Reid , L. Teodorescu, S. Zahid 

Baylor University, Waco, Texas, USA

S. Abdullin , A. Brinkerhoff , B. Caraway , J. Dittmann , K. Hatakeyama , A.R. Kanuganti, B. McMaster , N. Pastika, M. Saunders , S. Sawant, C. Sutantawibul, J. Wilson 

Catholic University of America, Washington, DC, USA

R. Bartek , A. Dominguez , R. Uniyal , A.M. Vargas Hernandez














The University of Alabama, Tuscaloosa, Alabama, USA

A. Buccilli , S.I. Cooper , D. Di Croce , S.V. Gleyzer , C. Henderson , C.U. Perez , P. Rumerio⁸⁶ , C. West 











Boston University, Boston, Massachusetts, USA

A. Akpınar , A. Albert , D. Arcaro , C. Cosby , Z. Demiragli , E. Fontanesi, D. Gastler, J. Rohlf , K. Salyer , D. Sperka, D. Spitzbart , I. Suarez , A. Tsatsos, S. Yuan, D. Zou

Brown University, Providence, Rhode Island, USA

G. Benelli , B. Burkle , X. Coubez²⁰, D. Cutts , M. Hadley , U. Heintz , J.M. Hogan⁸⁷ , G. Landsberg , K.T. Lau , M. Lukasik, J. Luo , M. Narain, S. Sagir⁸⁸ , E. Usai , W.Y. Wong, X. Yan , D. Yu , W. Zhang







University of California, Davis, Davis, California, USA

J. Bonilla , C. Brainerd , R. Breedon, M. Calderon De La Barca Sanchez, M. Chertok , J. Conway , P.T. Cox, R. Erbacher, G. Haza, F. Jensen , O. Kukral, R. Lander, M. Mulhearn , D. Pellett, B. Regnery , D. Taylor , Y. Yao , F. Zhang 





















University of California, Los Angeles, California, USA

M. Bachtis , R. Cousins , A. Datta , D. Hamilton, J. Hauser , M. Ignatenko, M.A. Iqbal, T. Lam, W.A. Nash, S. Regnard , D. Saltzberg , B. Stone, V. Valuev 










University of California, Riverside, Riverside, California, USA

K. Burt, Y. Chen, R. Clare , J.W. Gary , M. Gordon, G. Hanson , G. Karapostoli , O.R. Long , N. Manganeli, M. Olmedo Negrete, W. Si , S. Wimpenny, Y. Zhang

University of California, San Diego, La Jolla, California, USA

J.G. Branson, P. Chang , S. Cittolin, S. Cooperstein , N. Deelen , D. Diaz , J. Duarte , R. Gerosa , L. Giannini , D. Gilbert , J. Guiang, R. Kansal , V. Krutelyov , R. Lee, J. Letts , M. Masciovecchio , S. May , M. Pieri , B.V. Sathia Narayanan , V. Sharma , M. Tadel, A. Vartak , F. Würthwein , Y. Xiang , A. Yagil 







University of California, Santa Barbara - Department of Physics, Santa Barbara, California, USA

N. Amin, C. Campagnari , M. Citron , A. Dorsett, V. Dutta , J. Incandela , M. Kilpatrick , J. Kim , B. Marsh, H. Mei, M. Oshiro, M. Quinnan , J. Richman, U. Sarica , F. Setti, J. Sheplock, D. Stuart, S. Wang 







California Institute of Technology, Pasadena, California, USA

A. Bornheim , O. Cerri, I. Dutta , J.M. Lawhorn , N. Lu , J. Mao, H.B. Newman , T.Q. Nguyen , M. Spiropulu , J.R. Vlimant , C. Wang , S. Xie , Z. Zhang , R.Y. Zhu 














Carnegie Mellon University, Pittsburgh, Pennsylvania, USA

J. Alison , S. An , M.B. Andrews, P. Bryant , T. Ferguson , A. Harilal, C. Liu, T. Mudholkar , M. Paulini , A. Sanchez, W. Terrill













































University of Colorado Boulder, Boulder, Colorado, USA

J.P. Cumalat , W.T. Ford , A. Hassani, E. MacDonald, R. Patel, A. Perloff , C. Savard, K. Stenson , K.A. Ulmer , S.R. Wagner 














Cornell University, Ithaca, New York, USA

J. Alexander , S. Bright-Thonney , Y. Cheng , D.J. Cranshaw , S. Hogan, J. Monroy , J.R. Patterson , D. Quach , J. Reichert , M. Reid , A. Ryd, W. Sun , J. Thom , P. Wittich , R. Zou 







Fermi National Accelerator Laboratory, Batavia, Illinois, USA

M. Albrow , M. Alyari , G. Apollinari, A. Apresyan , A. Apyan , S. Banerjee, L.A.T. Bauerdick , D. Berry , J. Berryhill , P.C. Bhat, K. Burkett , J.N. Butler, A. Canepa, G.B. Cerati , H.W.K. Cheung , F. Chlebana, M. Cremonesi, K.F. Di Petrillo , V.D. Elvira , Y. Feng, J. Freeman, Z. Gecse, L. Gray, D. Green, S. Grünendahl , O. Gutsche , R.M. Harris , R. Heller, T.C. Herwig , J. Hirschauer , B. Jayatilaka , S. Jindariani, M. Johnson, U. Joshi, T. Klijnsma , B. Klima , K.H.M. Kwok, S. Lammel , D. Lincoln , R. Lipton, T. Liu, C. Madrid, K. Maeshima, C. Mantilla , D. Mason, P. McBride , P. Merkel, S. Mrenna , S. Nahn , J. Ngadiuba , V. O'Dell, V. Papadimitriou, K. Pedro , C. Pena⁵⁶ , O. Prokofyev, F. Ravera , A. Reinsvold Hall , L. Ristori , B. Schneider , E. Sexton-Kennedy , N. Smith , A. Soha , W.J. Spalding , L. Spiegel, S. Stoynev , J. Strait , L. Taylor , S. Tkaczyk, N.V. Tran , L. Uplegger , E.W. Vaandering , H.A. Weber 







University of Florida, Gainesville, Florida, USA

D. Acosta , P. Avery, D. Bourilkov , L. Cadamuro , V. Cherepanov, F. Errico , R.D. Field, D. Guerrero, B.M. Joshi , M. Kim, E. Koenig, J. Konigsberg , A. Korytov, K.H. Lo, K. Matchev , N. Menendez , G. Mitselmakher , A. Muthirakalayil Madhu, N. Rawal, D. Rosenzweig, S. Rosenzweig, K. Shi , J. Sturdy , J. Wang , E. Yigitbasi , X. Zuo















Florida State University, Tallahassee, Florida, USA

T. Adams , A. Askew , R. Habibullah , V. Hagopian, K.F. Johnson, R. Khurana, T. Kolberg , G. Martinez, H. Prosper , C. Schiber, O. Viazlo , R. Yohay , J. Zhang







Florida Institute of Technology, Melbourne, Florida, USA

M.M. Baarmand , S. Butalla, T. Elkafrawy⁸⁹ , M. Hohlmann , R. Kumar Verma , D. Noonan , M. Rahmani, F. Yumiceva 









University of Illinois at Chicago (UIC), Chicago, Illinois, USA

M.R. Adams, H. Becerril Gonzalez , R. Cavanaugh , X. Chen , S. Dittmer, O. Evdokimov , C.E. Gerber , D.A. Hangal , D.J. Hofman , A.H. Merrit, C. Mills , G. Oh , T. Roy, S. Rudrabhatla, M.B. Tonjes , N. Varelas , J. Viinikainen , X. Wang, Z. Wu , Z. Ye 

















The University of Iowa, Iowa City, Iowa, USA

M. Alhusseini , K. Dilsiz⁹⁰ , R.P. Gandrajula , O.K. Köseyan , J.-P. Merlo, A. Mestvirishvili⁹¹, J. Nachtman, H. Ogul⁹² , Y. Onel , A. Penzo, C. Snyder, E. Tiras⁹³ 




Johns Hopkins University, Baltimore, Maryland, USA

O. Amram , B. Blumenfeld , L. Corcodilos , J. Davis, M. Eminizer , A.V. Gritsan , S. Kyriacou, P. Maksimovic , J. Roskes , M. Swartz, T.Á. Vámi 

The University of Kansas, Lawrence, Kansas, USA

A. Abreu, J. Anguiano, C. Baldenegro Barrera , P. Baringer , A. Bean , A. Bylinkin , Z. Flowers, T. Isidori, S. Khalil , J. King, G. Krintiras , A. Kropivnitskaya , M. Lazarovits, C. Lindsey, J. Marquez, N. Minafra , M. Murray , M. Nickel, C. Rogan , C. Royon, R. Salvatico , S. Sanders, E. Schmitz, C. Smith , J.D. Tapia Takaki , Q. Wang , Z. Warner, J. Williams , G. Wilson 









Kansas State University, Manhattan, Kansas, USA

S. Duric, A. Ivanov , K. Kaadze , D. Kim, Y. Maravin , T. Mitchell, A. Modak, K. Nam
















Lawrence Livermore National Laboratory, Livermore, California, USA

F. Rebassoo, D. Wright



University of Maryland, College Park, Maryland, USA

E. Adams, A. Baden, O. Baron, A. Belloni , S.C. Eno , N.J. Hadley , S. Jabeen , R.G. Kellogg, T. Koeth, A.C. Mignerey, S. Nabili, C. Palmer , M. Seidel , A. Skuja , L. Wang, K. Wong 

Massachusetts Institute of Technology, Cambridge, Massachusetts, USA






D. Abercrombie, G. Andreassi, R. Bi, S. Brandt, W. Busza , I.A. Cali, Y. Chen , M. D'Alfonso , J. Eysermans, C. Freer , G. Gomez Ceballos, M. Goncharov, P. Harris, M. Hu, M. Klute , D. Kovalskyi , J. Krupa, Y.-J. Lee , B. Maier, C. Mironov , C. Paus , D. Rankin , C. Roland , G. Roland, Z. Shi , G.S.F. Stephans , J. Wang, Z. Wang , B. Wyslouch 

University of Minnesota, Minneapolis, Minnesota, USA

R.M. Chatterjee, A. Evans , P. Hansen, J. Hiltbrand, Sh. Jain , M. Krohn, Y. Kubota,

J. Mans , M. Revering, R. Rusack , R. Saradhy, N. Schroeder , N. Strobbe , M.A. Wadud










University of Nebraska-Lincoln, Lincoln, Nebraska, USA

K. Bloom , M. Bryson, S. Chauhan , D.R. Claes, C. Fangmeier, L. Finco , F. Golf , C. Joo, I. Kravchenko , M. Musich, I. Reed, J.E. Siado, G.R. Snow[†], W. Tabb, F. Yan






State University of New York at Buffalo, Buffalo, New York, USA

G. Agarwal , H. Bandyopadhyay , L. Hay , I. Iashvili , A. Kharchilava, C. McLean , D. Nguyen, J. Pekkanen , S. Rappoccio , A. Williams 












Northeastern University, Boston, Massachusetts, USA

G. Alverson , E. Barberis, Y. Haddad , A. Hortiangtham, J. Li , G. Madigan, B. Marzocchi , D.M. Morse , V. Nguyen, T. Orimoto , A. Parker, L. Skinnari , A. Tishelman-Charny, T. Wamorkar, B. Wang , A. Wisecarver, D. Wood 






Northwestern University, Evanston, Illinois, USA

S. Bhattacharya , J. Bueghly, Z. Chen , A. Gilbert , T. Gunter , K.A. Hahn, Y. Liu, N. Odell, M.H. Schmitt , M. Velasco















University of Notre Dame, Notre Dame, Indiana, USA

R. Band , R. Bucci, A. Das , N. Dev , R. Goldouzian , M. Hildreth, K. Hurtado Anampa , C. Jessop , K. Lannon , J. Lawrence, N. Loukas , D. Lutton, N. Marinelli, I. Mcalister, T. McCauley , C. Mcgrady, F. Meng, K. Mohrman, Y. Musienko⁴⁹, R. Ruchti, P. Siddireddy, A. Townsend, M. Wayne, A. Wightman, M. Wolf , M. Zarucki , L. Zygal

The Ohio State University, Columbus, Ohio, USA

B. Bylsma, B. Cardwell, L.S. Durkin , B. Francis , C. Hill , M. Nunez Ornelas , K. Wei, B.L. Winer, B.R. Yates 










Princeton University, Princeton, New Jersey, USA

F.M. Addesa , B. Bonham , P. Das , G. Dezoort, P. Elmer , A. Frankenthal , B. Greenberg , N. Haubrich, S. Higginbotham, A. Kalogeropoulos , G. Kopp, S. Kwan , D. Lange, M.T. Lucchini , D. Marlow , K. Mei , I. Ojalvo, J. Olsen , D. Stickland , C. Tully 

University of Puerto Rico, Mayaguez, Puerto Rico, USA

S. Malik , S. Norberg











Purdue University, West Lafayette, Indiana, USA

A.S. Bakshi, V.E. Barnes , R. Chawla , S. Das , L. Gutay, M. Jones , A.W. Jung , S. Karmarkar, M. Liu, G. Negro, N. Neumeister , G. Paspalaki, C.C. Peng, S. Piperov , A. Purohit, J.F. Schulte , M. Stojanovic¹⁵, J. Thieman , F. Wang , R. Xiao , W. Xie 







Purdue University Northwest, Hammond, Indiana, USA

J. Dolen , N. Parashar












Rice University, Houston, Texas, USA

A. Baty , M. Decaro, S. Dildick , K.M. Ecklund , S. Freed, P. Gardner, F.J.M. Geurts , A. Kumar , W. Li, B.P. Padley , R. Redjimi, W. Shi , A.G. Stahl Leiton , S. Yang , L. Zhang, Y. Zhang 

University of Rochester, Rochester, New York, USA

A. Bodek , P. de Barbaro, R. Demina , J.L. Dulemba , C. Fallon, T. Ferbel , M. Galanti, A. Garcia-Bellido , O. Hindrichs , A. Khukhunaishvili, E. Ranken, R. Taus








Rutgers, The State University of New Jersey, Piscataway, New Jersey, USA

B. Chiarito, J.P. Chou , A. Gandrakota , Y. Gershtein , E. Halkiadakis , A. Hart, M. Heindl , O. Karacheban²³ , I. Laflotte, A. Lath , R. Montalvo, K. Nash, M. Osherson, S. Salur , S. Schnetzer, S. Somalwar , R. Stone, S.A. Thayil , S. Thomas, H. Wang 




University of Tennessee, Knoxville, Tennessee, USA

H. Acharya, A.G. Delannoy , S. Fiorendi , S. Spanier 







Texas A&M University, College Station, Texas, USA

O. Bouhali⁹⁴ , M. Dalchenko , A. Delgado , R. Eusebi, J. Gilmore, T. Huang, T. Kamon⁹⁵, H. Kim , S. Luo , S. Malhotra, R. Mueller, D. Overton, D. Rathjens , A. Safonov 












Texas Tech University, Lubbock, Texas, USA

N. Akchurin, J. Damgov, V. Hegde, S. Kunori, K. Lamichhane, S.W. Lee , T. Mengke, S. Muthumuni , T. Peltola , I. Volobouev, Z. Wang, A. Whitbeck


Vanderbilt University, Nashville, Tennessee, USA

E. Appelt , S. Greene, A. Gurrola , W. Johns, A. Melo, H. Ni, K. Padeken , F. Romeo , P. Sheldon , S. Tuo, J. Velkovska 













University of Virginia, Charlottesville, Virginia, USA

M.W. Arenton , B. Cox , G. Cummings , J. Hakala , R. Hirosky , M. Joyce , A. Ledovskoy , A. Li, C. Neu , B. Tannenwald , S. White , E. Wolfe 

Wayne State University, Detroit, Michigan, USA

N. Poudyal 

University of Wisconsin - Madison, Madison, WI, Wisconsin, USA

K. Black , T. Bose , J. Buchanan , C. Caillol, S. Dasu , I. De Bruyn , P. Everaerts , F. Fienga , C. Galloni, H. He, M. Herndon , A. Hervé, U. Hussain, A. Lanaro, A. Loeliger, R. Loveless, J. Madhusudanan Sreekala , A. Mallampalli, A. Mohammadi, D. Pinna, A. Savin, V. Shang, V. Sharma , W.H. Smith , D. Teague, S. Trembath-Reichert, W. Vetens 

†: Deceased

1: Also at TU Wien, Wien, Austria

2: Also at Institute of Basic and Applied Sciences, Faculty of Engineering, Arab Academy for Science, Technology and Maritime Transport, Alexandria, Egypt

3: Also at Université Libre de Bruxelles, Bruxelles, Belgium

4: Also at Universidade Estadual de Campinas, Campinas, Brazil

5: Also at Federal University of Rio Grande do Sul, Porto Alegre, Brazil

6: Also at University of Chinese Academy of Sciences, Beijing, China

7: Also at Department of Physics, Tsinghua University, Beijing, China

8: Also at UFMS, Nova Andradina, Brazil

9: Also at Nanjing Normal University Department of Physics, Nanjing, China

10: Now at The University of Iowa, Iowa City, Iowa, USA

11: Also at Institute for Theoretical and Experimental Physics named by A.I. Alikhanov of NRC 'Kurchatov Institute', Moscow, Russia

12: Also at Joint Institute for Nuclear Research, Dubna, Russia

13: Also at Helwan University, Cairo, Egypt

14: Now at Zewail City of Science and Technology, Zewail, Egypt

15: Also at Purdue University, West Lafayette, Indiana, USA

16: Also at Université de Haute Alsace, Mulhouse, France

17: Also at Tbilisi State University, Tbilisi, Georgia

18: Also at Erzincan Binali Yildirim University, Erzincan, Turkey

-
- 19: Also at CERN, European Organization for Nuclear Research, Geneva, Switzerland
 - 20: Also at RWTH Aachen University, III. Physikalisches Institut A, Aachen, Germany
 - 21: Also at University of Hamburg, Hamburg, Germany
 - 22: Also at Isfahan University of Technology, Isfahan, Iran
 - 23: Also at Brandenburg University of Technology, Cottbus, Germany
 - 24: Also at Skobeltsyn Institute of Nuclear Physics, Lomonosov Moscow State University, Moscow, Russia
 - 25: Also at Physics Department, Faculty of Science, Assiut University, Assiut, Egypt
 - 26: Also at Karoly Robert Campus, MATE Institute of Technology, Gyongyos, Hungary
 - 27: Also at Institute of Physics, University of Debrecen, Debrecen, Hungary
 - 28: Also at Institute of Nuclear Research ATOMKI, Debrecen, Hungary
 - 29: Also at MTA-ELTE Lendület CMS Particle and Nuclear Physics Group, Eötvös Loránd University, Budapest, Hungary
 - 30: Also at Wigner Research Centre for Physics, Budapest, Hungary
 - 31: Also at IIT Bhubaneswar, Bhubaneswar, India
 - 32: Also at Institute of Physics, Bhubaneswar, India
 - 33: Also at G.H.G. Khalsa College, Punjab, India
 - 34: Also at Shoolini University, Solan, India
 - 35: Also at University of Hyderabad, Hyderabad, India
 - 36: Also at University of Visva-Bharati, Santiniketan, India
 - 37: Also at Indian Institute of Technology (IIT), Mumbai, India
 - 38: Also at Deutsches Elektronen-Synchrotron, Hamburg, Germany
 - 39: Also at Sharif University of Technology, Tehran, Iran
 - 40: Also at Department of Physics, University of Science and Technology of Mazandaran, Behshahr, Iran
 - 41: Now at INFN Sezione di Bari, Università di Bari, Politecnico di Bari, Bari, Italy
 - 42: Also at Italian National Agency for New Technologies, Energy and Sustainable Economic Development, Bologna, Italy
 - 43: Also at Centro Siciliano di Fisica Nucleare e di Struttura Della Materia, Catania, Italy
 - 44: Also at Università di Napoli 'Federico II', Napoli, Italy
 - 45: Also at Consiglio Nazionale delle Ricerche - Istituto Officina dei Materiali, Perugia, Italy
 - 46: Also at Riga Technical University, Riga, Latvia
 - 47: Also at Consejo Nacional de Ciencia y Tecnología, Mexico City, Mexico
 - 48: Also at IRFU, CEA, Université Paris-Saclay, Gif-sur-Yvette, France
 - 49: Also at Institute for Nuclear Research, Moscow, Russia
 - 50: Now at National Research Nuclear University 'Moscow Engineering Physics Institute' (MEPhI), Moscow, Russia
 - 51: Also at Institute of Nuclear Physics of the Uzbekistan Academy of Sciences, Tashkent, Uzbekistan
 - 52: Also at St. Petersburg Polytechnic University, St. Petersburg, Russia
 - 53: Also at University of Florida, Gainesville, Florida, USA
 - 54: Also at Imperial College, London, United Kingdom
 - 55: Also at P.N. Lebedev Physical Institute, Moscow, Russia
 - 56: Also at California Institute of Technology, Pasadena, California, USA
 - 57: Also at Budker Institute of Nuclear Physics, Novosibirsk, Russia
 - 58: Also at Faculty of Physics, University of Belgrade, Belgrade, Serbia
 - 59: Also at Trincomalee Campus, Eastern University, Sri Lanka, Nilaveli, Sri Lanka
 - 60: Also at INFN Sezione di Pavia, Università di Pavia, Pavia, Italy
 - 61: Also at National and Kapodistrian University of Athens, Athens, Greece

- 62: Also at Ecole Polytechnique Fédérale Lausanne, Lausanne, Switzerland
- 63: Also at Universität Zürich, Zurich, Switzerland
- 64: Also at Stefan Meyer Institute for Subatomic Physics, Vienna, Austria
- 65: Also at Laboratoire d'Annecy-le-Vieux de Physique des Particules, IN2P3-CNRS, Annecy-le-Vieux, France
- 66: Also at Şırnak University, Sirnak, Turkey
- 67: Also at Near East University, Research Center of Experimental Health Science, Nicosia, Turkey
- 68: Also at Konya Technical University, Konya, Turkey
- 69: Also at Istanbul University - Cerrahpasa, Faculty of Engineering, Istanbul, Turkey
- 70: Also at Piri Reis University, Istanbul, Turkey
- 71: Also at Adiyaman University, Adiyaman, Turkey
- 72: Also at Ozyegin University, Istanbul, Turkey
- 73: Also at Izmir Institute of Technology, Izmir, Turkey
- 74: Also at Necmettin Erbakan University, Konya, Turkey
- 75: Also at Bozok Universitetesi Rektörlüğü, Yozgat, Turkey
- 76: Also at Marmara University, Istanbul, Turkey
- 77: Also at Milli Savunma University, Istanbul, Turkey
- 78: Also at Kafkas University, Kars, Turkey
- 79: Also at Istanbul Bilgi University, Istanbul, Turkey
- 80: Also at Hacettepe University, Ankara, Turkey
- 81: Also at Rutherford Appleton Laboratory, Didcot, United Kingdom
- 82: Also at Vrije Universiteit Brussel, Brussel, Belgium
- 83: Also at School of Physics and Astronomy, University of Southampton, Southampton, United Kingdom
- 84: Also at IPPP Durham University, Durham, United Kingdom
- 85: Also at Monash University, Faculty of Science, Clayton, Australia
- 86: Also at Università di Torino, Torino, Italy
- 87: Also at Bethel University, St. Paul, Minneapolis, USA
- 88: Also at Karamanoğlu Mehmetbey University, Karaman, Turkey
- 89: Also at Ain Shams University, Cairo, Egypt
- 90: Also at Bingol University, Bingol, Turkey
- 91: Also at Georgian Technical University, Tbilisi, Georgia
- 92: Also at Sinop University, Sinop, Turkey
- 93: Also at Erciyes University, Kayseri, Turkey
- 94: Also at Texas A&M University at Qatar, Doha, Qatar
- 95: Also at Kyungpook National University, Daegu, Korea