

1 GHz dual-comb spectrometer for fast and broadband measurements

Thibault Voumard¹, John Darvill¹, Thibault Wildi¹, Markus Ludwig¹,

Christian Mohr¹, Ingmar Hartl¹, and Tobias Herr^{1,2*}

¹Deutsches Elektronen-Synchrotron DESY, Notkestr. 85, 22607 Hamburg, Germany

²Physics Department, Universität Hamburg UHH,
Luruper Chaussee 149, 22761 Hamburg, Germany

Dual-frequency comb spectroscopy permits broadband precision spectroscopic measurements with short acquisition time. A dramatic improvement of the maximal spectral bandwidth and the minimal measurement time can be expected when the lasers' pulse repetition rate is increased, owing to a quadratic dependence (Nyquist criterion). Here, we demonstrate a dual-comb system operating at a high repetition rate of 1 GHz based on mature, digitally-controlled, low-noise mode-locked lasers. Compared to conventional lower repetition rate (~ 100 MHz) oscillators, this represents a 100-fold improvement in terms of the Nyquist criterion, while still providing adequate spectral sampling even for trace gas absorption fingerprints. Two spectroscopy experiments are performed with acquisition parameters not attainable in a 100 MHz system: detection of water vapor absorption around 1375 nm, demonstrating the potential for fast and ambiguity-free broadband operation, and real-time acquisition of narrow gas absorption features across a spectral span of 0.6 THz (600 comb lines) in only 5 μ s. Additionally, we show high mutual coherence of the lasers below the Hz-level, generating opportunities for broadband spectroscopy even with low-bandwidth detectors such as mid-infrared, imaging or photo-acoustic detectors.

I. INTRODUCTION

Dual-frequency comb spectroscopy (DCS) uses detection of multiheterodyne interferograms between two frequency combs with slightly different pulse repetition rates for coherent mapping of an optical spectrum into the radio frequency (RF) domain^{1–10}. This method can offer both broadband spectral coverage and rapid acquisition, as described and ultimately limited by the Nyquist criterion

$$\Delta\nu \leq \frac{f_r(f_r + \Delta f_r)}{2\Delta f_r}, \quad (1)$$

where $\Delta\nu$ is the maximal optical bandwidth that can be mapped from the optical to the RF domain without

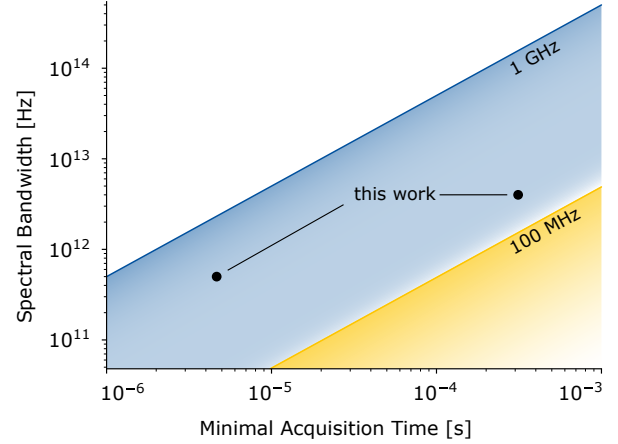


FIG. 1. **Nyquist criterion.** Illustration of the Nyquist criterion for dual-comb spectroscopy in terms of the minimal measurement time and the maximal spectral bandwidth. The yellow area is accessible with a 100 MHz system, whereas a 1 GHz system can, in addition to the yellow area, operate in the blue-shaded parameter space. The parameters of the two experiments demonstrated in this work are indicated by the black dots (outside of the Nyquist range of a 100 MHz systems).

ambiguity, f_r is the repetition rate of one of the two comb lasers and Δf_r is the repetition rate difference between the two lasers.

Broadband dual-comb spectroscopy^{11–13} can thus be achieved in two ways: reducing Δf_r , or increasing f_r . The first approach has been pursued in dual-comb systems with high-mutual coherence^{14–19} with Δf_r as low as a few Hertz. Further reduction of Δf_r would require even higher-mutual coherence between the dual-comb lasers, which is challenging due to the inherent noise of laser oscillators²⁰. The second approach, i.e. increasing the repetition rate f_r , is attractive due to the favorable quadratic scaling of $\Delta\nu \propto f_r^2$.

Moreover, as the minimal acquisition time τ_{\min} for one optical spectrum is given by $\tau_{\min} = \Delta f_r^{-1}$ (corresponding to the recording of a single interferogram), it follows from Eq. 1 that $\tau_{\min} \propto f_r^{-2}$. Hence, for a fixed optical bandwidth $\Delta\nu$, a higher repetition rate also reduces the minimal acquisition time quadratically. High acquisition rates are of interest as they enable spectroscopy of fast transient processes e.g. in high-throughput screening, flow-cytometry or plasma physics^{21–24}.

Further, the signal-to-noise ratio (SNR) also scales

* tobias.herr@cfel.de

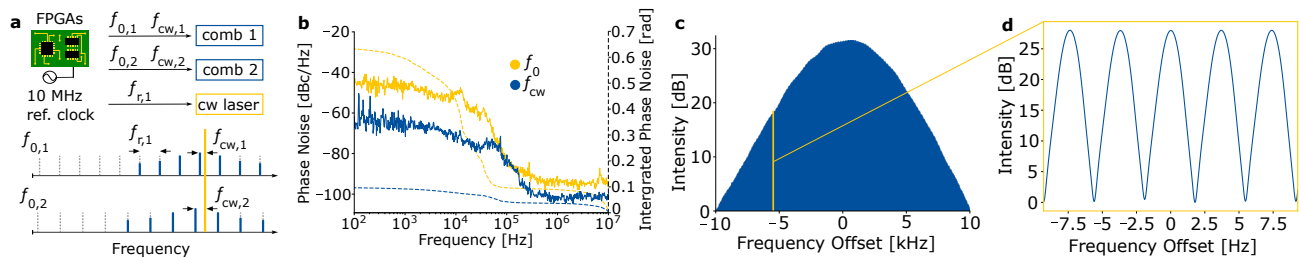


FIG. 2. **Experimental setup and mutual coherence.** **a** Schematic of the field programmable gate array (FPGA)-based digital locking scheme for a high-mutual coherence, fully self-referenced dual-comb spectrometer. One line of each comb is phase locked to a continuous wave (CW) laser ($f_{CW,1,2}$). The CW laser’s frequency is controlled to keep the repetition rate of comb 1 $f_{r,1}$ stable against a radio frequency reference (10 MHz clock). Both carrier envelope offset frequencies $f_{0,i}$ are directly stabilized against the frequency reference. **b** Residual phase noise power spectral density (solid curves) and phase noise integrated from 10 MHz (dashed curves) for phase lock between a comb and the CW laser (blue, offset frequency $f_{CW,1} = 250$ MHz) and carrier envelope offset phase lock (yellow, offset frequency $f_{0,1} = 390$ MHz). **c** Radio-frequency multi-heterodyne spectrum obtained by mixing the stabilized combs on a photodetector. The zoom-in **d** shows individual multiheterodyne beatnotes spaced by $\Delta f_r \sim 4$ Hz with a 1 Hz resolution-bandwidth-limited linewidth, demonstrating the sub-Hz mutual coherence of the dual-comb system.

with f_r for a given spectral bandwidth as the optical power is distributed among fewer comb lines⁹. The trade-off resulting from a higher repetition rate is a reduction in the number of spectral sampling points resolution. However, a 1 GHz repetition rate (i.e. a comb line spacing of 1 GHz) is sufficient to adequately sample even narrow gas absorption features at atmospheric pressure. Alternatively, the number of spectral sampling points can be increased by scanning the combs’ repetition rates or offset frequencies at the cost of longer measurement time^{25,26}.

High-repetition rate dual comb systems are more challenging to implement than their lower repetition rate counterparts due to lower pulse peak power. Previous demonstrations of high-repetition rate combs often relied on electro-optic combs^{27–29} where GHz-repetition rates are readily available but spectral broadening is difficult. In contrast, microresonator-based combs can achieve extremely high repetition rate and broadband spectral coverage but only provide very coarse spectral sampling³⁰. Previous work with mode-locked lasers includes narrow-band spectroscopy with Ytterbium-doped 1 GHz fiber-laser³¹ and 1 GHz Titanium-Sapphire lasers for dual-comb Raman spectroscopy³². Recently, a 1 GHz dual-comb system based on cavity-filtered 100 MHz erbium-doped fiber lasers has been implemented³³, acquiring a 750 GHz wide spectral span in only 11 μ s highlighting the potential of high-repetition rate mode-locked laser systems. Although not yet reaching large spectral span, entirely chip-integrated 1 GHz dual-combs have been demonstrated highlighting the potential for low-cost and widespread use of such systems³⁴.

Here, we demonstrate a dual-comb spectrometer based on two commercially available solid-state 1 GHz mode-locked lasers (1.56 μ m central wavelength), offering a 100-fold improvement of the Nyquist criterion compared to established 100 MHz-based systems. We show a broadband spectral window without ambiguity in the optical-to-RF frequency mapping as well as fast spectroscopy

with μ s-scale acquisition time, both in regimes not attainable in a 100 MHz-based system (Fig. 1). Moreover, high-mutual coherence (sub-Hz multiheterodyne beatnote width) is demonstrated providing optical-to-RF compression factors of $> 10^9$. All feedback loops are implemented via a compact and flexible FPGA-based digital locking scheme^{35–37}.

II. RESULTS

Setup. The dual-comb spectrometer builds upon two commercially available low-noise solid-state 1 GHz mode-locked lasers with tunable repetition rate and offset frequency, with a center wavelength of 1560 nm. The combs are amplified to ~ 900 mW of average optical power and broadened to an octave-spanning supercontinuum in a highly-nonlinear fiber (HNLF) supporting the formation of a Raman soliton. The combs’ carrier-envelope offset frequencies are detected through f-2f interferometers (similar to ref.³⁸) and stabilized to a 10 MHz RF standard by modulation of the pump currents. High-mutual coherence between both comb sources is achieved by phase-locking one line of each comb to a 1560 nm continuous-wave (CW) fiber-laser (~ 10 kHz linewidth) via piezo-actuators. In turn, the CW laser is (slowly) actuated such that the repetition rate of one comb $f_{r,1}$ is stabilized and linked to the same 10 MHz RF reference. This implies that the CW laser’s frequency as well as the repetition rate of the second comb are also stabilized and linked to the RF reference. In total, these five phase locks yield fully self-referenced dual-frequency combs with high-mutual coherence (Fig. 2a).

All phase-locked loops are digital and implemented via inexpensive, compact field-programmable gate arrays (FPGAs). The boards are programmed through the open-source python package *pyrpl*³⁷, replacing traditional mixers, phase and frequency counters, function

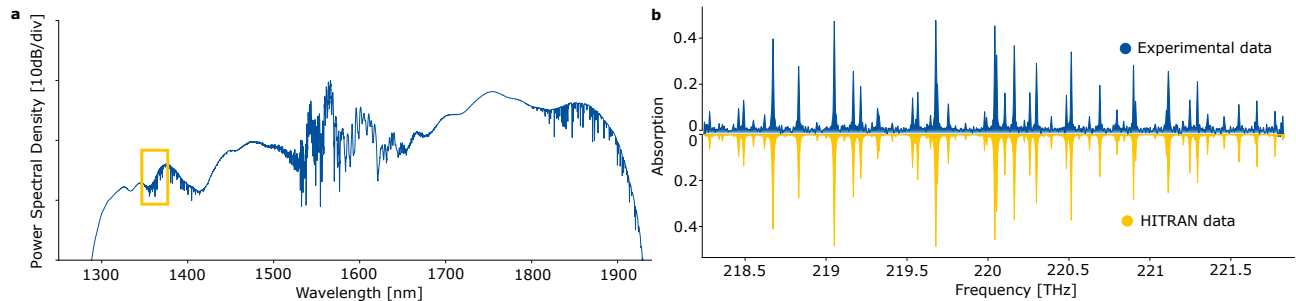


FIG. 3. **Broadband spectroscopy.** **a** Broadband spectrum generated in normal-dispersion highly-nonlinear fiber used to perform water vapor spectroscopy around 1375 nm (yellow box). The spectrum is recorded by a grating-based optical spectrum analyzer with resolution bandwidth of 0.2 nm. **b** Experimental reconstruction of water vapor absorption features over 4 THz (blue). Comparison with the HITRAN database (yellow) shows excellent agreement.

generators, filters and locking modules used in analog implementations. Through a minor hard- and software modification, an external 10 MHz RF reference can be directly fed to the FPGA, providing intrinsic low-noise synchronization (the FPGA clock is generated via an internal phase-locked loop). Besides its low complexity, the digital locking scheme readily enables completely autonomous startup of the system and dynamic modification of the combs' parameters. The residual phase noise of the beatnote between one comb and the continuous wave laser as well as the residual phase noise of one of the carrier-envelope offset frequencies are shown in Fig. 2b. Their respective integrated residual phase noise are ~ 70 mrad and ~ 620 mrad, integrated from 10 MHz to 100 Hz. Notably, this compact digital approach achieves a lock quality comparable to stabilization with analog electronics in a similar laser³⁸.

Mutual coherence. The combs' high mutual coherence manifests itself in narrow radio-frequency multiheterodyne beatnotes as shown in Fig. 2c,d. In this example, the beatnotes are spaced by $\Delta f_r \sim 4$ Hz and their apparent 3 dB-linewidth of 1 Hz is only limited by the resolution bandwidth of the recording electrical spectrum analyzer. This sub-Hz mutual coherence permits a $> 10^9$ compression factor from optical to radio-frequency domain, providing the basis for a one-to-one mapping from optical to radio-frequency domain over hundreds of THz. This spectral coverage is then only limited by the multiheterodyne detector and the spectral bandwidth of the combs. On the other hand, achieving a high compression factor enables the use of low-bandwidth heterodyne detectors, as recently demonstrated in dual-comb hyperspectral imaging^{28,39} and photoacoustic dual-comb spectroscopy^{29,40}.

Broadband spectroscopy. As described in the introduction, one advantage of a high-repetition DCS system is the ability to unambiguously map an optical spectrum to a RF multi-heterodyne spectrum while maintaining rapid acquisition speed. To demonstrate these characteristics, in a first experiment, a 70 THz wide spectrum (1.3 to 1.9 μm) is generated from each frequency comb in two normal-dispersion HNLFs (Fig. 3a). Here,

$\Delta f_r \approx 3$ kHz is set, which would in principle permit to cover an even wider span (> 160 THz), whereas in a 100 MHz system the maximal spectral span would only be ~ 1.6 THz. Both broadband comb spectra traverse ~ 10 cm of laboratory air where they experience absorption by water vapor before being combined on a 2 GHz InGaAs photodiode. As the used InGaAs-photodetector is not sensitive at wavelengths above ~ 1800 nm where pronounced water vapor absorption features are present, we recorded the weaker absorption features at ~ 1375 nm to validate the dual-comb signal. Figure 3b shows a 4 THz wide section of the measured absorption profile based on the direct multiheterodyne signal. The high-mutual coherence permits recording the dual-comb multiheterodyne spectrum directly via an RF-spectrum analyzer (in ~ 10 s), bypassing any need for large storage and complex post-processing of the data; only a generic (high-pass) baseline correction is applied. Further, the retrieved absorption spectrum is in excellent agreement with the HITRAN database^{41,42}.

Fast spectroscopy. In a second experiment, we perform spectroscopy of acetylene gas with μs -scale acquisition time. Here, the repetition rate difference is set to $\Delta f_r = 215$ kHz, corresponding to a minimal, 'single-interferogram' acquisition time of ~ 5 μs . From the Nyquist criterion, a maximal optical bandwidth of ~ 5 THz can be covered without ambiguity, while a 100 MHz-based spectrometer would only accommodate a ~ 50 GHz span. The dual-comb signal is optically band-pass filtered to cover a 600 GHz spectral span containing absorption features of acetylene, ensuring multiheterodyning to the RF domain well within the Nyquist constraint. The dual-comb light is sent through a 10 cm long acetylene absorption cell at atmospheric pressure and collected on a 2 GHz InGaAs photodiode. The temporal series of the multiheterodyne interferograms recorded with an oscilloscope can be seen in Fig. 4a along with a magnified single interferogram. A reference trace is obtained in the same experiment without acetylene in the cell. Using cross-correlation to locate the interferogram bursts, the interferogram series is interpolated on a modified time grid to ensure coherent sampling. This

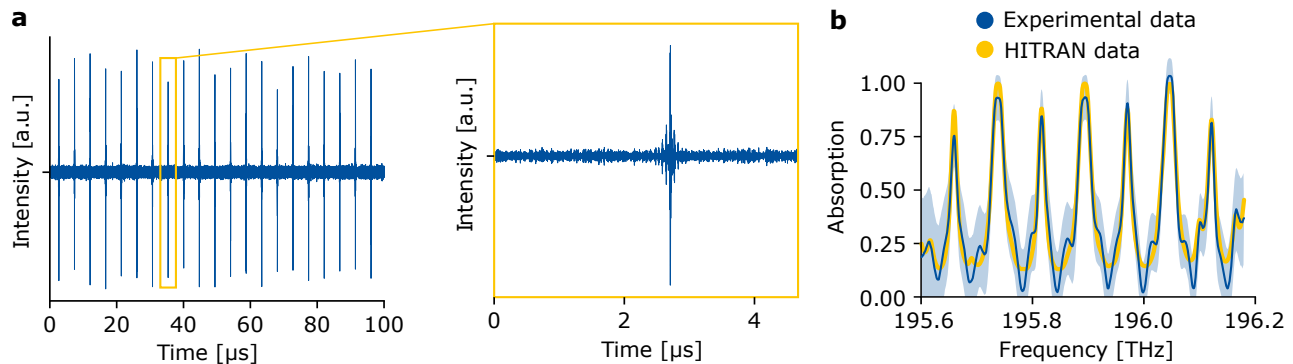


FIG. 4. **Fast spectroscopy.** **a** Recorded series of interferograms generated with a ~ 215 kHz repetition rate difference and zoom-in on a single, ~ 4.6 μ s total duration single interferogram. **b** Acetylene absorption features computed from HITRAN (yellow) and single-interferogram, experimentally retrieved absorption features (blue). The light-blue band depicts the single-interferogram standard deviation symmetrically around the single-interferogram average.

can alternatively be achieved on the hardware side by directly triggering the acquisition with the interferograms peaks. No other form of (phase) correction is applied. Based on ~ 4300 -interferograms for the absorption and reference signal an averaged absorption spectrum can be computed and is shown in Fig. 4b. Comparison with the HITRAN database shows very good agreement. Importantly, the standard deviation of the absorption derived from only single-interferograms ($< 5\mu$ s acquisition time) is shown around the averaged signal. The standard deviation is small compared to the absorption features and indicates that already a single interferogram suffices to clearly identify acetylene based on its characteristic absorption features. Finally, we point out that operating with short acquisition times improves noise performances in dual-comb spectroscopy as low-frequency noise below $\Delta f_r/2$ does not affect single interferograms. In particular the negative impact of the usual oscillator noise in the ≤ 100 kHz frequency band can be elegantly reduced when a high $\Delta f_r \geq 200$ kHz is used. Moreover, a large $\Delta f_r/2$ will also improve the efficacy of phase noise correction techniques^{43–46}, which can lower noise with frequencies up to $\Delta f_r/2$.

III. CONCLUSION

A dual-frequency comb spectrometer for fast and broadband measurements based on mature 1 GHz mode-locked lasers is demonstrated. All feedback loops are implemented digitally, resulting in a compact and easy to operate setup that can readily be reconfigured. In comparison to a dual-comb spectrometer based on 100 MHz lasers, this represents a 100-fold improvement in the Nyquist criterion for the maximal spectral coverage and the minimal acquisition time. Two experiments

are performed to demonstrate dual-comb characteristics that would not be possible with lower-repetition rate (~ 100 MHz) lasers: first, the potential for achieving a broadband ambiguity-free spectral window is demonstrated by performing spectroscopy of atmospheric water absorption features near 1375 nm over 4 THz with a 3 kHz repetition rate detuning. Second, fast spectroscopy of acetylene is performed over a 600 GHz wide optical span with an acquisition time of 5 μ s, pointing towards new opportunities for observing fast transient processes such as high-throughput screening, flow-cytometry or plasma physics. In addition, high-mutual coherence with sub-Hertz multiheterodyne beatnotes is demonstrated, which in conjunction with the high-repetition rate generates new opportunities for broadband spectroscopy with low-bandwidth detectors (e.g. imaging, photo-acoustic or mid-infrared detectors). Similar to dual-comb spectroscopy, the high-repetition rate of 1 GHz is also of interest for infrared-field sampling techniques⁴⁷ where it can speed up the measurement and relax the requirement on the lasers' noise.

FUNDING

This project has received funding from the European Research Council (ERC) under the European Union's Horizon 2020 research and innovation programme (grant agreement No 853564) from the Swiss National Science Foundation (00020_182598) and through the Helmholtz Young Investigators Group VH-NG-1404.

DISCLOSURES

All authors declare no conflict of interest.

[1] Ian Coddington, Nathan Newbury, and William Swann. Dual-comb spectroscopy. *Optica*, 3(4):414–426, April

- [2] Nathalie Picqué and Theodor W. Hänsch. Frequency comb spectroscopy. *Nature Photonics*, 13(3):146–157, March 2019.
- [3] S. Schiller. Spectrometry with frequency combs. *Optics Letters*, 27(9):766–768, May 2002.
- [4] Fritz Keilmann, Christoph Gohle, and Ronald Holzwarth. Time-domain mid-infrared frequency-comb spectrometer. *Optics Letters*, 29(13):1542–1544, July 2004.
- [5] Ian Coddington. Coherent Multiheterodyne Spectroscopy Using Stabilized Optical Frequency Combs. *Physical Review Letters*, 100(1), 2008.
- [6] I. Coddington. Coherent dual-comb spectroscopy at high signal-to-noise ratio. *Physical Review A*, 82(4), 2010.
- [7] S. M. Link, D. J. H. C. Maas, D. Waldburger, and U. Keller. Dual-comb spectroscopy of water vapor with a free-running semiconductor disk laser. *Science*, 356(6343):1164–1168, June 2017.
- [8] Guy Millot, Stéphane Pitois, Ming Yan, Tatevik Hovhannisyan, Abdelkrim Bendahmane, Theodor W. Hänsch, and Nathalie Picqué. Frequency-agile dual-comb spectroscopy. *Nature Photonics*, 10(1):27–30, January 2016.
- [9] Nathan R. Newbury, Ian Coddington, and William Swann. Sensitivity of coherent dual-comb spectroscopy. *Optics Express*, 18(8):7929–7945, April 2010.
- [10] Albert Schliesser, Nathalie Picqué, and Theodor W. Hänsch. Mid-infrared frequency combs. *Nature Photonics*, 6(7):440–449, July 2012.
- [11] Sho Okubo, Kana Iwakuni, Hajime Inaba, Kazumoto Hosaka, Atsushi Onae, Hiroyuki Sasada, and Feng-Lei Hong. Ultra-broadband dual-comb spectroscopy across 1.0–1.9 μm . *Applied Physics Express*, 8(8):082402, July 2015.
- [12] Gabriel Ycas, Fabrizio R. Giorgetta, Esther Baumann, Ian Coddington, Daniel Herman, Scott A. Diddams, and Nathan R. Newbury. High-coherence mid-infrared dual-comb spectroscopy spanning 2.6 to 5.2 μm . *Nature Photonics*, 12(4):202–208, April 2018.
- [13] A. M. Zolot, F. R. Giorgetta, E. Baumann, J. W. Nicholson, W. C. Swann, I. Coddington, and N. R. Newbury. Direct-comb molecular spectroscopy with accurate, resolved comb teeth over 43 THz. *Optics Letters*, 37(4):638, February 2012.
- [14] Chenglin Gu, Zhong Zuo, Daping Luo, Zejiang Deng, Yang Liu, Minglie Hu, and Wenxue Li. Passive coherent dual-comb spectroscopy based on optical-optical modulation with free running lasers. *Photonix*, 1(1):7, March 2020.
- [15] Zaijun Chen, Ming Yan, Theodor W. Hänsch, and Nathalie Picqué. A phase-stable dual-comb interferometer. *Nature Communications*, 9(1):1–7, August 2018.
- [16] Yoshiaki Nakjima, Yuya Hata, and Kaoru Minoshima. High-coherence ultra-broadband bidirectional dual-comb fiber laser. *Optics Express*, 27(5):5931, March 2019.
- [17] Nicolas Bourbeau Hébert, David G. Lancaster, Vincent Michaud-Belleau, George Y. Chen, and Jérôme Genest. Highly coherent free-running dual-comb chip platform. *Optics Letters*, 43(8):1814–1817, April 2018.
- [18] M. Imrul Kayes, Nurmemet Abdikerim, Alexandre Rekik, and Martin Rochette. Free-running mode-locked laser based dual-comb spectroscopy. *Optics Letters*, 43(23):5809–5812, December 2018.
- [19] Ruoyu Liao, Youjian Song, Wu Liu, Haosen Shi, Lu Chai, and Minglie Hu. Dual-comb spectroscopy with a single free-running thulium-doped fiber laser. *Optics Express*, 26(8):11046–11054, April 2018.
- [20] H.A. Haus and A. Mecozzi. Noise of mode-locked lasers. *IEEE Journal of Quantum Electronics*, 29(3):983–996, March 1993.
- [21] Shuai Wang, Xinyu Fan, Bingxin Xu, and Zuyuan He. Fast MHz spectral-resolution dual-comb spectroscopy with electro-optic modulators. *Optics Letters*, 44(1):65–68, January 2019.
- [22] Risako Kameyama, Sigekazu Takizawa, K. Hiramatsu, and K. Goda. Fast, sensitive dual-comb CARS spectroscopy with a quasi-dual-comb laser. In *BiOS*, 2021.
- [23] Pei-Ling Luo, Er-Chien Horng, and Yu-Chan Guan. Fast molecular fingerprinting with a coherent, rapidly tunable dual-comb spectrometer near 3 μm . *Physical Chemistry Chemical Physics*, 21(33):18400–18405, August 2019.
- [24] Muhammad A. Abbas, Qing Pan, Julien Mandon, Simona M. Cristescu, Frans J. M. Harren, and Amir Khodabakhsh. Time-resolved mid-infrared dual-comb spectroscopy. *Scientific Reports*, 9(1):17247, November 2019.
- [25] Michele Gianella, Akshay Nataraj, Béla Tuzson, Pierre Jouy, Filippos Kapsalidis, Mattias Beck, Markus Mangold, Andreas Hugi, Jérôme Faist, and Lukas Emmenegger. High-resolution and gapless dual comb spectroscopy with current-tuned quantum cascade lasers. *Optics Express*, 28(5):6197–6208, March 2020.
- [26] Xinyi Ren, Hu Dai, Detian Li, Kun Huang, Mengyuan Hu, Tianjian Lv, Ming Yan, and Heping Zeng. Mid-infrared electro-optic dual-comb spectroscopy with feed-forward frequency stepping. *Optics Letters*, 45(3):776–779, February 2020.
- [27] David R. Carlson, David R. Carlson, Daniel D. Hickstein, Scott B. Papp, and Scott B. Papp. Broadband, electro-optic, dual-comb spectrometer for linear and nonlinear measurements. *Optics Express*, 28(20):29148–29154, September 2020.
- [28] Thibault Voumard, Thibault Wildi, Victor Brasch, Raúl Gutiérrez Álvarez, Germán Vergara Ogando, and Tobias Herr. AI-enabled real-time dual-comb molecular fingerprint imaging. *Optics Letters*, 45(24):6583–6586, December 2020.
- [29] Thibault Wildi, Thibault Voumard, Victor Brasch, Gürkan Yilmaz, and Tobias Herr. Photo-acoustic dual-frequency comb spectroscopy. *Nature Communications*, 11(1):4164, December 2020.
- [30] Myoung-Gyun Suh, Qi-Fan Yang, Ki Youl Yang, Xu Yi, and Kerry J. Vahala. Microresonator soliton dual-comb spectroscopy. *Science*, 354(6312):600–603, November 2016.
- [31] I. Hartl, A. Ruehl, R. Thapa, H. A. McKay, B. K. Thomas, L. Fu, L. Dong, and M. E. Fermann. Rapidly scanning Fourier transform spectrometer based on a GHz repetition rate Yb-fiber laser pair. In *Conference on Lasers and Electro-Optics/International Quantum Electronics Conference (2009), paper CPDA6*, page CPDA6. Optical Society of America, May 2009.
- [32] Kathrin J. Mohler, Bernhard J. Bohn, Ming Yan, Gwénaëlle Mélen, Theodor W. Hänsch, and Nathalie Picqué. Dual-comb coherent Raman spectroscopy with lasers of 1-GHz pulse repetition frequency. *Optics Letters*, 42(2):318, January 2017.
- [33] Nazanin Hoghooghi, Ryan K. Cole, and Gregory B. Rieker. 11- μs time-resolved, continuous dual-comb spec-

- troscopy with spectrally filtered mode-locked frequency combs. *Applied Physics B*, 127(2):17, January 2021.
- [34] K. Van Gasse, Z. Chen, E. Vincentini, J. Huh, S. Poelman, Z. Wang, G. Roelkens, T. W. Hänsch, B. Kuyken, and N. Picqué. Dual-Comb Spectroscopy with Two On-Chip III-V-on-Silicon 1-GHz Mode-Locked Lasers. In *Conference on Lasers and Electro-Optics (2021), paper SM3A.7*, page SM3A.7. Optical Society of America, May 2021.
- [35] T. Preuschoff, M. Schlosser, and G. Birkl. Digital laser frequency and intensity stabilization based on the STEMlab platform (originally Red Pitaya). *Review of Scientific Instruments*, 91(8):083001, August 2020.
- [36] L. C. Sinclair, J.-D. Deschênes, L. Sonderhouse, W. C. Swann, I. H. Khader, E. Baumann, N. R. Newbury, and I. Coddington. Invited Article: A compact optically coherent fiber frequency comb. *Review of Scientific Instruments*, 86(8):081301, August 2015.
- [37] L. Neuhaus, R. Metzdorff, S. Chua, T. Jacqmin, T. Briant, A. Heidmann, P.-F. Cohadon, and S. Deléglise. PyRPL (Python Red Pitaya Lockbox) — An open-source software package for FPGA-controlled quantum optics experiments. In *2017 Conference on Lasers and Electro-Optics Europe/Quantum Electronics Conference (CLEO/Europe-EQEC)*, pages 1–1, June 2017.
- [38] Daniel M. B. Lesko, Alexander J. Lind, Alexander J. Lind, Alexander J. Lind, Nazanin Hoghooghi, Nazanin Hoghooghi, Abijith Kowligy, Abijith Kowligy, Henry Timmers, Pooja Sekhar, Pooja Sekhar, Benjamin Rudin, Florian Emaury, Gregory B. Rieker, Scott A. Diddams, Scott A. Diddams, and Scott A. Diddams. Fully phase-stabilized 1 GHz turnkey frequency comb at 1.56 μm . *OSA Continuum*, 3(8):2070–2077, August 2020.
- [39] Pedro Martín-Mateos, Farid Ullah Khan, and Oscar Elías Bonilla-Manrique. Direct hyperspectral dual-comb imaging. *Optica*, 7(3):199–202, March 2020.
- [40] Jacob T. Friedlein, Esther Baumann, Kimberly A. Briggman, Gabriel M. Colacion, Fabrizio R. Giorgetta, Aaron M. Goldfain, Daniel I. Herman, Eli V. Hoenig, Jeeseong Hwang, Nathan R. Newbury, Edgar F. Perez, Christopher S. Yung, Ian Coddington, and Kevin C. Cossel. Dual-comb photoacoustic spectroscopy. *Nature Communications*, 11(1):3152, June 2020.
- [41] I.E. Gordon, L.S. Rothman, C. Hill, R.V. Kochanov, Y. Tan, P.F. Bernath, M. Birk, V. Boudon, A. Camargue, K.V. Chance, B.J. Drouin, J.-M. Flaud, R.R. Gamache, J.T. Hodges, D. Jacquemart, V.I. Perevalov, A. Perrin, K.P. Shine, M.-A.H. Smith, J. Tennyson, G.C. Toon, H. Tran, V.G. Tyuterev, A. Barbe, A.G. Császár, V.M. Devi, T. Furtenbacher, J.J. Harrison, J.-M. Hartmann, A. Jolly, T.J. Johnson, T. Karman, I. Kleiner, A.A. Kyuberis, J. Loos, O.M. Lyulin, S.T. Massie, S.N. Mikhailenko, N. Moazzen-Ahmadi, H.S.P. Müller, O.V. Naumenko, A.V. Nikitin, O.L. Polyansky, M. Rey, M. Rotger, S.W. Sharpe, K. Sung, E. Starikova, S.A. Tashkun, J. Vander Auwera, G. Wagner, J. Wilzewski, P. Wcisło, S. Yu, and E.J. Zak. The HITRAN2016 molecular spectroscopic database. *Journal of Quantitative Spectroscopy and Radiative Transfer*, 203:3–69, December 2017.
- [42] R.V. Kochanov, I.E. Gordon, L.S. Rothman, P. Wcisło, C. Hill, and J.S. Wilzewski. HITRAN Application Programming Interface (HAPI): A comprehensive approach to working with spectroscopic data. *Journal of Quantitative Spectroscopy and Radiative Transfer*, 177:15–30, July 2016.
- [43] David Burghoff, Yang Yang, and Qing Hu. Computational multiheterodyne spectroscopy. *Science Advances*, 2(11):e1601227, November 2016.
- [44] Takuro Ideguchi, Antonin Poisson, Guy Guelachvili, Nathalie Picqué, and Theodor W. Hänsch. Adaptive real-time dual-comb spectroscopy. *Nature Communications*, 5(1):1–8, February 2014.
- [45] Julien Roy, Jean-Daniel Deschênes, Simon Potvin, and Jérôme Genest. Continuous real-time correction and averaging for frequency comb interferometry. *Optics Express*, 20(20):21932–21939, September 2012.
- [46] Zebin Zhu, Kai Ni, Qian Zhou, and Guanhao Wu. Digital correction method for realizing a phase-stable dual-comb interferometer. *Optics Express*, 26(13):16813–16823, June 2018.
- [47] Abijith S. Kowligy, Henry Timmers, Alexander J. Lind, Ugaitz Elu, Flavio C. Cruz, Peter G. Schunemann, Jens Biegert, and Scott A. Diddams. Infrared electric field sampled frequency comb spectroscopy. *Science Advances*, 5(6), 2019.