

Deciphering *in situ* electron dynamics of ultrarelativistic plasma via polarization pattern of emitted γ -photons

Zheng Gong,^{*} Karen Z. Hatsagortsyan,[†] and Christoph H. Keitel
Max-Planck-Institut für Kernphysik, Saupfercheckweg 1, 69117 Heidelberg, Germany
(Dated: May 3, 2022)

Understanding and interpretation of the dynamics of ultrarelativistic plasma is a challenge, which calls for the development of methods for *in situ* probing the plasma dynamical characteristics. We put forward a new method, harnessing polarization properties of γ -photons emitted from a non-polarized plasma irradiated by a circularly polarized pulse. We show that the angular pattern of γ -photon linear polarization is explicitly correlated with the dynamics of the radiating electrons, which provides information on the laser-plasma interaction regime. Furthermore, with the γ -photon circular polarization originating from the electron radiative spin-flips, the plasma susceptibility to quantum electrodynamical processes is gauged. Our study demonstrates that the polarization signal of emitted γ -photons can be a versatile information source, which would be beneficial for the research fields of laser-driven plasma, accelerator science, and laboratory astrophysics.

Ultrarelativistic plasma produced at cutting-edge laser facilities with intensities already reaching the level of 10^{23} W/cm² [1–3], is favorable for investigation of new regimes of electron and ion acceleration [4–6], and hard photon emissions [7–13], to explore astrophysical phenomena in a laboratory [14–16], and to probe nonlinear QED processes in ultrastrong fields [17–21]. The description of plasma in such extreme conditions is a challenge even for numerical particle-in-cell (PIC) simulations, which calls for the development of new methods for *in situ* probing the plasma dynamical characteristics and verification of the employed plasma models. Unlike underdense plasma being noninvasively diagnosed through optical probes or charged particle radiography [22–24], the fast evolving (\sim fs) ultrarelativistic plasma, associated with sufficiently strong fields [25], radiative particle trapping [26–28], or e^-e^+ pair cascades [29–31], tends to be energetic and overdense, which hinders the use of conventional diagnostic techniques. New approaches based on XFEL beams [32] or ejected spin-polarized electrons [33] were recently proposed to measure Megatesla-level magnetic fields within overdense plasma. Nevertheless, interrogating and verifying the *in situ* transient electron dynamics remains a challenging covet.

Recently, the successful decoding of field properties nearby a black hole [34] re-stimulated interest in diagnostics based on photon polarization [35]. While polarized light is vulnerable to magneto-optic disturbance [36], a high-frequency γ -photon is robust during penetration of the plasma depth [37]. In contrast to the routinely detected quantities of arrival time and energy, the γ -photon polarization (GPP), provides new insights into the relativistic jet geometry [38] and magnetic field configuration [39], which allows to identify cosmic neutrino scattering [40], dark matter annihilation [41], and acceleration mechanisms surrounding crab pulsars [42]. Prompted by the role of GPP in astrophysical scenarios, the question arises on its possible use to diagnose the *in situ* electron dynamics in ultrarelativistic plasma.

This Letter aims to find the distinct relationship between the spatial features of the GPP and the time-resolved motion of plasma electrons, and in this way deduce the dynamical properties of plasma and the regime of interaction. Using 3D PIC simulations, we study the polarization-resolved γ -photon emission in an ultrarelativistic plasma driven by a circularly polarized pulse [see Fig. 1(a)]. The collective orientation of the γ -photons' linear polarization (LP) resembles a spiral shape with the rotation tendency determined by the acceleration status of the radiating electrons. To quantify the degree of rotation tendency, we introduce the polarization angle $\delta\phi$, as the deviation of the orientation of GPP with respect to the azimuthal direction. It is determined by the electrons' transient acceleration gradient, and its angle dependence can serve as a classifier to distinguish laser-plasma interaction regimes with different electron dynamics, such as with the electrons' single- or multi-cycle resonance oscillations, or the longitudinal braking emission. Furthermore, the γ -photons' circular polarization (CP), originating from the accumulated longitudinal polarization of plasma electrons due to the quantum radiative spin-flips, is shown to provide a measure of the susceptibility of the ultrarelativistic plasma to QED processes.

When an electron interacts with an electromagnetic wave $\mathbf{A} = a_0 e^{i\xi} \hat{e}_y + \epsilon a_0 e^{i(\xi - \pi/2)} \hat{e}_z$ with the normalized amplitude a_0 , ellipticity $\epsilon = 1$, and phase $\xi = \omega_0 t - k_0 x$ ($\omega_0/k_0 = v_{ph}$), the electron motion is described by $p_{y,z} \sim A_{y,z} m_e c$, $y, z \sim -i A_{y,z} / (\Gamma k_0)$, with the dephasing $\Gamma \equiv \gamma_e - (p_x / m_e v_{ph})$. The laser fields predominantly governs the electron dynamics, while the self-generated azimuthal magnetic field $\bar{\mathbf{B}}_\phi = \kappa_b (-y \hat{e}_z + z \hat{e}_y)$ [43] acts as a perturbation. The radially quasi-static electric field is neglected due to the ion motion compensating the charge separation [44]. The polarized γ -photon emission and electron radiative spin-flips is determined by the strong-field quantum parameter $\chi_{e,ph} \equiv (e\hbar/m_e^3 c^4) |F_{\mu\nu} p^\nu|$ with the field tensor $F_{\mu\nu}$ and the momentum p^ν of the elec-

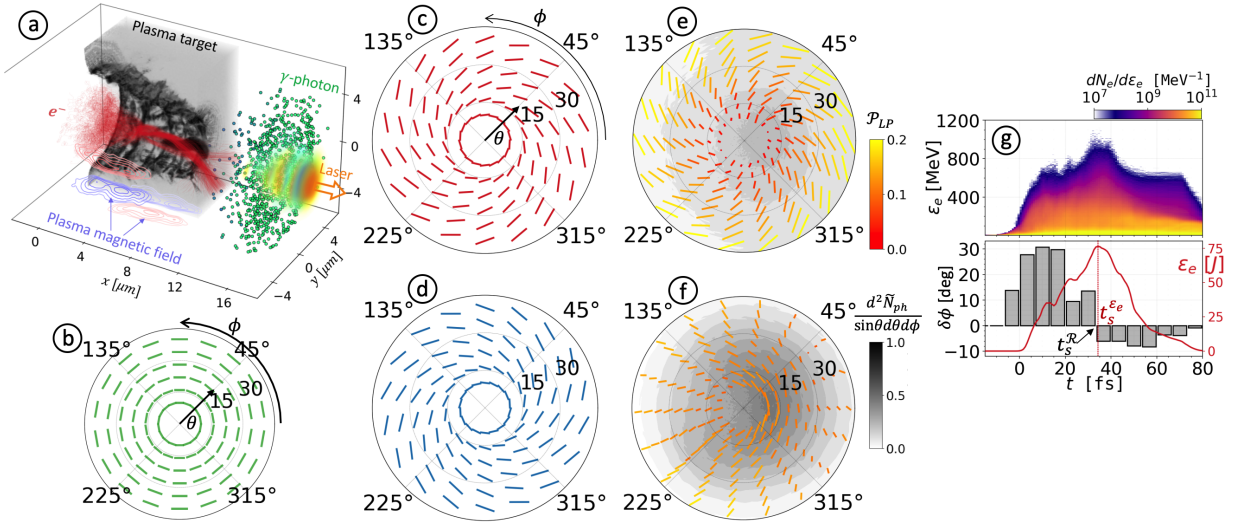


FIG. 1. (a) The schematic for γ -photon emissions from a plasma (with $y < 0$ clipped) interacting with a laser pulse. (b) The LP orientation along the local azimuthal direction. The analytically predicted LP orientation for the electron undergoing acceleration (c) and deceleration (d). The simulated γ -photon LP for the time at (e) $t = 10$ and (f) 40 fs, with the LP degree \mathcal{P}_{LP} and the normalized number distribution $d^2\tilde{N}_{ph}/\sin\theta d\theta d\phi$. In (b)-(f), the angular distribution is shown in the space of (θ, ϕ) , where $\theta = \arctan[(p_y^2 + p_z^2)^{1/2}/p_x]$ and $\phi = \arctan 2(p_z, p_y)$ characterise the momentum direction of emitted γ -photons. (g) The time evolution of the electron energy spectrum $dN_e/d\varepsilon_e$, the polarization orientation $\delta\phi$, and the kinetic energy \mathcal{E}_e of electrons with $\gamma_e > a_0$.

tron or photon, the electron charge $-e$, and mass m_e , the Planck constant \hbar , and the speed of light c . In the moderate QED regime $\chi_e < 1$, the direction of the emitted γ -photon LP is primarily parallel with the acceleration direction perpendicular to the electron momentum, $\hat{\mathbf{a}}_{\perp} \equiv \mathbf{a} - (\mathbf{a} \cdot \hat{\mathbf{v}})\hat{\mathbf{v}}$, where the hat symbol denotes the unit vector. Thus, the polarization orientation can be derived

$$\begin{aligned} \hat{a}_{\perp,y} &\approx -\sin\phi \left(\frac{\Gamma}{\epsilon\gamma_e} + \frac{\kappa_b \cos\theta}{\epsilon\Gamma} \right) - \frac{(-\boldsymbol{\beta} \cdot \mathbf{E}) \cos\phi}{\gamma_e}, \\ \hat{a}_{\perp,z} &\approx \cos\phi \left(\frac{\epsilon\Gamma}{\gamma_e} + \frac{\epsilon\kappa_b \cos\theta}{\Gamma} \right) - \frac{(-\boldsymbol{\beta} \cdot \mathbf{E}) \sin\phi}{\gamma_e}, \end{aligned} \quad (1)$$

where $\boldsymbol{\beta} = \mathbf{v}/c$, $\theta = \arctan[(p_y^2 + p_z^2)^{1/2}/p_x]$ and $\phi = \arctan 2(p_z, p_y)$. When the electron energy gain is negligible, i.e. $-\boldsymbol{\beta} \cdot \mathbf{E} = 0$, the orientation of the γ -photon LP would be along the azimuthal direction $\hat{\mathbf{a}}_a = (-\sin\phi, \cos\phi)^T$, which collectively resembles multiple concentric rings with each polarization segment along the azimuthal direction [Fig. 1(b)]. The deviation of the γ -photon LP orientation from the azimuthal direction can be quantified by $\delta\phi \in [-90^\circ, 90^\circ]$, which is the relative angle between $\hat{\mathbf{a}}_{\perp}$ and $\hat{\mathbf{a}}_a$ [45] and is calculated as

$$\delta\phi \approx \arcsin \left\{ \frac{-\boldsymbol{\beta} \cdot \mathbf{E}}{\sqrt{[\Gamma + (\gamma_e \kappa_b \cos\theta/\Gamma)]^2 + (\boldsymbol{\beta} \cdot \mathbf{E})^2}} \right\}. \quad (2)$$

If the radiating electron is undergoing acceleration with $-\boldsymbol{\beta} \cdot \mathbf{E} > 0$ ($-\boldsymbol{\beta} \cdot \mathbf{E} < 0$), the GPP orientation $\delta\phi > 0$

($\delta\phi < 0$) corresponds to the counter-clockwise (clockwise) spiral tendency in the angular distribution of γ -photon LP as shown in Fig. 1(c) [Fig. 1(d)].

To examine the GPP features, we performed 3D PIC simulations, where a non-pre-polarized slab is illuminated by a circularly polarized pulse ($\epsilon = 1$). The laser intensity $I_0 \approx 1.7 \times 10^{23} \text{W/cm}^2$ is equivalent to $a_0 \approx 350$ for the wavelength $\lambda_0 = 1 \mu\text{m}$. The pulse has a duration $\tau_0 = 25$ fs and focal spot size $2.6 \mu\text{m}$ (FWHM intensity measure). The plasma slab has a thickness $l_0 = 10 \mu\text{m}$ and consists of electrons and carbon ions with the density $n_e = 30n_c$ and $n_i = 5n_c$, respectively, $n_c = m_e\omega_0^2/4\pi e^2$ is the plasma critical density. The influences of radiative spin-flips, spin-dependent photon emission, and photon polarization effects have been incorporated in the EPOCH code [45, 46].

Inside the interacting plasma, the electrons tend to form a helical density structure [47], undergo betatron oscillation [48], and radiate multi-MeV photons [49]. The orientation of the emitted γ -photon LP exhibits a counter-clockwise spiral tendency at $t = 10$ fs [Fig. 1(e)] reproducing well the analytical prediction for the accelerating electron. Here, the averaged polarization angle is $\delta\phi \approx 30.6^\circ$ and the LP degree $\mathcal{P}_{LP} \approx 15.3\%$. The clockwise spiral tendency in Fig. 1(f) implies the deceleration of plasma electrons occurring later at $t = 40$ fs. The time-resolved $\delta\phi$ explicitly reflects the electrons being predominantly accelerated (decelerated) at $t \lesssim t_s^{e,e}$ ($t \gtrsim t_s^{e,e}$) [see Fig. 1(g)], where $t_s^{e,e} \sim 35$ fs is the electron energy saturation time. Consequently, the moment of $\delta\phi$

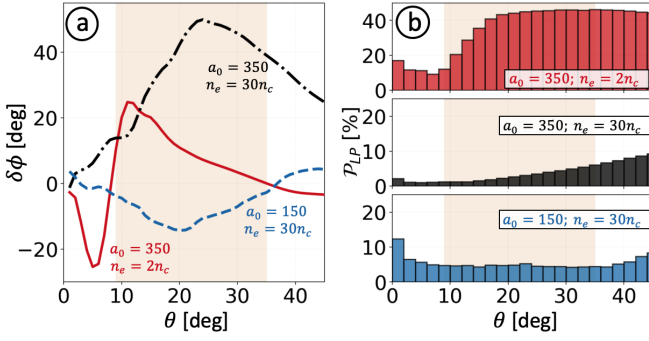


FIG. 2. The angular distribution of (a) polarization angle $\delta\phi(\theta)$ and (b) LP degree $\mathcal{P}_{LP}(\theta)$ for three distinct regimes of SRO (red), MRO (black), and LBE (blue). The shadow area is marked for comparison with Fig. 3(a) and Fig. 4(a).

changing sign, defined as the reversal time t_s^R , should be equal to $t_s^{\varepsilon_e}$, which is confirmed by simulations for different parameters [45]. Although the measurement of t_s^R can provide time-resolved plasma information, the timing accuracy of ~ 10 fs is not available yet for the current γ -photon polarimetry [50]. Therefore, we turn to the investigation of the angle-dependence of $\delta\phi(\theta)$ of all emitted γ -photons during the interaction [Fig. 2].

Three distinct typical angle distributions of $\delta\phi(\theta)$ are possible when varying a_0 and n_e [Fig. 2(a)]. Each typical distribution corresponds to a specific category of the electron dynamics: the single-cycle resonance oscillation (SRO) regime [$a_0=350$; $n_e=2n_c$], the multi-cycle resonance oscillation (MRO) regime [$a_0=350$; $n_e=30n_c$], and the longitudinal braking emission (LBE) regime at weak fields and high density [$a_0=150$; $n_e=30n_c$].

Single-cycle resonance oscillation (at strong fields and low densities) – the typical electron experiences an angle-dependent acceleration and deceleration procedure after being injected into one laser period [Fig. 3(a)]. This injection is triggered by the suppressed dephasing $\Gamma \sim \int (1 - \beta_x) E_x dt$ due to a negative E_x exerted on the electron. Here, the oscillating laser field $E_x \sim (\lambda_0/2\pi)\partial E_r/\partial r \approx 10^{14}$ V/m rather than the quasistatic self-generated field is the dominant term of the whole longitudinal electric field. When the electron moves in a range with negative E_x at $6 < t < 12$ fs, its dephasing value decreases from $\Gamma/\gamma_e \approx 1.4$ to 0.2. If the relative angle between the laser vector potential and electron's transverse momentum is defined as $\Psi := \xi - \phi$, the electron dynamics can be described by $d\gamma_e/dt = -a_0 \sin\theta \sin\Psi - \beta_x E_x - \beta \cdot \mathbf{f}_{RR}$ and $d\Psi/dt = \omega_0(1 - v_x/v_{ph}) - \omega_\beta$ in (Ψ, γ_e) space, where \mathbf{f}_{RR} is the radiation reaction force and $\omega_\beta \approx \sqrt{|v_x \kappa_b|/\gamma_e m_e}$. The time evolution of the Lorentz factor γ_e [Fig. 3(a)] manifests that the interacting scenario takes place merely in one laser period at $20 < t < 60$ fs, which is further confirmed by the electron evolution in the space of (Ψ, γ_e) [Fig. 3(b)]. As illustrated in Fig. 3(c), features of $\delta\phi|_{\theta>35^\circ} < 0$, $\delta\phi|_{10<\theta<35^\circ} > 0$, and $\delta\phi|_{\theta<10^\circ} < 0$ correspond

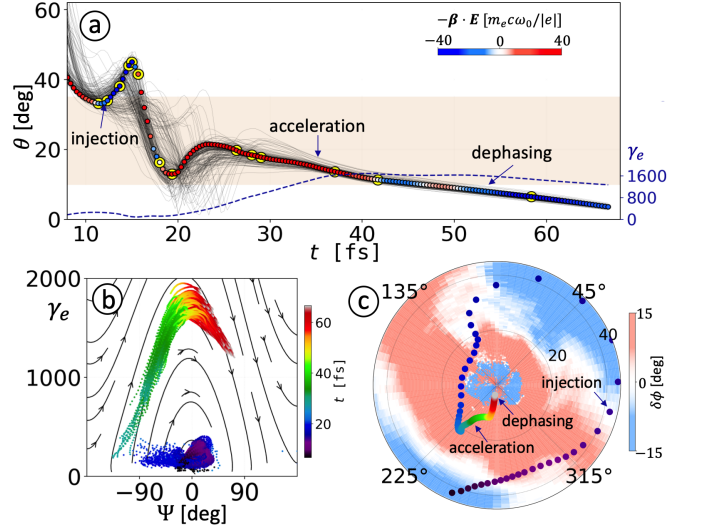


FIG. 3. The electron dynamics of the SRO regime. (a) The time evolution of the electron's angle θ with blue-red color denoting $-\beta \cdot \mathbf{E}$ and γ -photon emissions marked by yellow circles. The thin black lines represent different electrons. The blue dashed line refers to γ_e . (b) The evolution of the representative electrons in (Ψ, γ_e) space. (c) The evolution of the electron in (θ, ϕ) space, where the background color manifests the detected $\delta\phi(\theta, \phi)$. The rainbow color in (b)(c) refers to the time.

to the electron's injection termination, phase matching acceleration, and dephasing deceleration, respectively. The panel (b) in Fig. 3 indicates that the electron dynamics in the plasma channel is quasi-synchronous during a single resonance oscillation, leading to strong coherence of the emitted γ -photons. Thus, the LP degree of the SRO regime $\mathcal{P}_{LP} \approx 40.7\%$ is approximately one order of magnitude higher than those of the MRO (3.2%) and LBE (5.3%) regimes [see Fig. 2(b)].

Multi-cycle resonance oscillation (at strong fields and high densities) – as the gradient of plasma magnetic field $\kappa_b \sim (m_e \omega_0^2 / |e|c)(n_e/n_c)$ [10] is enhanced due to the raised density, the increased oscillation frequency $\omega_\beta \propto n_e^{1/2}$ readily mismatches with the relatively laser frequency $d\xi/dt$. Consequently, the electron, associated with the abrupt change of θ by the imposed field E_x , repeatedly experiences dephasing and slides into the next accelerating phase [see Fig. 4(a)], which is further verified by its multiple rotation in (Ψ, γ_e) space [Fig. 4(b)]. Although the MRO scenario can be qualitatively decomposed into multiple single-cycle resonance oscillations, the multiple injections with varying locations and fast dephasing deteriorate the synchronous motion [Fig. 4(a)], which gives rise to a diffusive distribution of electron evolution in (Ψ, γ_e) phase space [Fig. 4(b)] and a low LP degree $\mathcal{P}_{LP} \approx 3.2\%$ of emitted γ -photons. As shown in Fig. 4(c), the dependence of photon number distribution \tilde{N}_{ph} on angle θ and acceleration status $-\mathbf{v} \cdot \mathbf{E}$

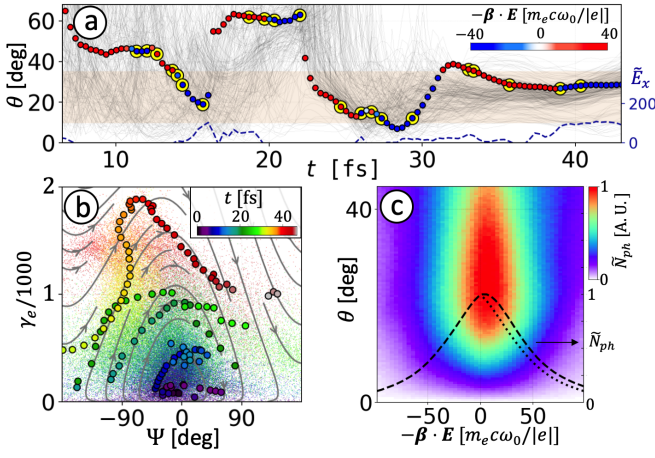


FIG. 4. The electron dynamics of the MRO regime. (a) The same as Fig. 3(a) but for the MRO regime, where the dashed blue line denotes the normalized field $\tilde{E}_x = |e|E_x/m_e c \omega_0$. (b) The single electron trajectory (circles) and evolution tendency of a bunch of electrons (small dots) in (Ψ, γ_e) space, where the rainbow color refers to time. (c) The dependence of the γ -photon number distribution \tilde{N}_{ph} on $-\mathbf{v} \cdot \mathbf{E}$ and θ , where the dashed line shows $\tilde{N}_{ph}(-\mathbf{v} \cdot \mathbf{E})$ and the dotted line displays the symmetry of $\tilde{N}_{ph}(-\mathbf{v} \cdot \mathbf{E} < 0)$ at $-\mathbf{v} \cdot \mathbf{E} > 0$ for comparison.

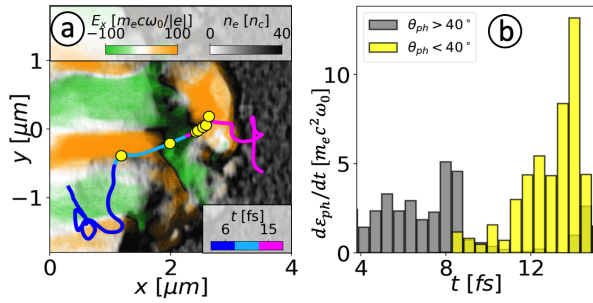


FIG. 5. The electron dynamics of the LBE regime. (a) The representative electron trajectory in (x, y) plane, where the yellow circles denote the emitted γ -photons with energy $\varepsilon_{ph} > 10m_e c^2$. (b) The time evolution of the photon emission power $d\varepsilon_{ph}/dt$.

demonstrates that overall the acceleration is dominant in the electron's energy exchange with the laser field, which agrees with the distribution of $\delta\phi(\theta < 40^\circ) > 0$.

Longitudinal braking emission (at relatively weak fields and high densities) – If a strong charge separation sustained at the interface between the laser wave front and the plasma channel edge, the electron channeling into the place is hampered. The electron is primarily braked and emits γ -photons within a collimated polar angle θ , while being exposed to the positive longitudinal electric field E_x [Fig. 5(a)(b)]. In the braking emission stage, the term of $-v_{\parallel} E_{\parallel}$ ($-v_{\perp} E_{\perp}$) contributes 86% (14%) of the whole $-\mathbf{v} \cdot \mathbf{E}$, and the averaged orientation of GPP is $\delta\phi \approx -8.9^\circ$. Therefore, the $\delta\phi(\theta) < 0$ holds over a large range of $\theta < 40^\circ$. The braking dynamics develops as

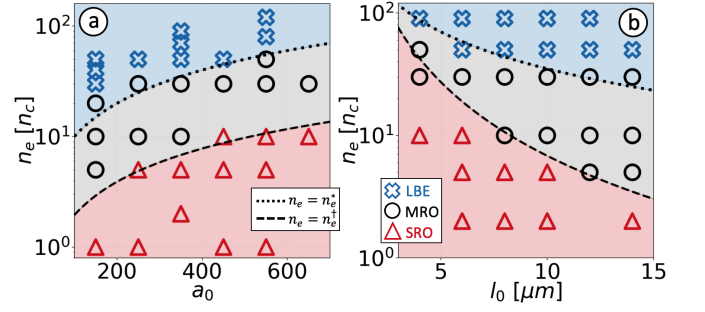


FIG. 6. The range of the different regimes presented in the parameter space of a_0 and n_e : (a) for $l_0 = 10 \mu\text{m}$ and (b) for $a_0 = 350$. The markers denote the regimes of SRO (triangles), MRO (circles), and LBE (crosses) identified by the simulation results of $\delta\phi(\theta)$. The dashed and dotted lines refer to n_e^{\dagger} and n_e^* , respectively.

follows. The positive E_x moves forward with a velocity $v_m \sim 0.32c$, where the new replenished electrons with a near-light velocity $v_x \gtrsim 0.75c$ quickly catch up with the moving E_x and then get braked there. The polarization pattern in the (θ, ϕ) space for the LBE regime is distinct [cf. Fig. S6 in [45] with Fig. 3(c)] determined by the main cycle of the laser pulse and is CEP dependent.

In Fig. 6 we present the range of the different regimes in the parameter space of a_0 and n_e , which can be identified by the γ -photon polarization. The criterion of separation of the SRO and MRO regimes is estimated from the following condition that the electron undergoes one period of resonant oscillation during the interaction: $\omega_{\beta}(l_0/c) \sim 2\pi$, which is reformulated as $n_e^{\dagger} \sim (\pi m_e c^2 / e^2) a_0 l_0^{-2}$ [Fig. 6].

The threshold of LBE is estimated as follows. The LBE stems from the intense quasistatic longitudinal electric field, which is sustained when the laser pulse is readily depleted within the plasma slab: $(v_{ph} - v_g)l_0/v_{ph} \gtrsim \tau_0 c$, where $v_{ph} \sim c/\sqrt{1 - n_e/(a_0 n_c)}$ and $v_g = c^2/v_{ph}$. The latter conditions give the threshold density for LBE: $n_e \gtrsim n_e^* \sim (m_e c \omega_0 / 2e^2) a_0 l_0^{-1}$.

Besides the LP, γ -photons are partially circularly polarized (CP), see [45], which originates from the spin polarization of plasma electrons, caused by electron radiative spin flips. The latter are governed by the QED quantum strong-field parameter χ_e . Thus, the CP of emitted γ -photons can be a characteristic of the QED properties of the laser-driven plasma. We provide analytical estimation of the CP degree in [45] and show its agreement with PIC simulation results.

Concluding, we demonstrate that the polarization properties of γ -photons emitted from an ultrarelativistic plasma driven by a circularly polarized pulse provide exclusive information on the *in situ* electron dynamics, which allows to identify three specific regimes of laser-plasma interaction, as well as the plasma QED status. Our diagnostic scheme via the emitted γ -photon polar-

ization is mainly applied in the laser-driven ultrarelativistic overdense plasma, which cannot be measured by the conventional optical probes. In addition, since the ultrarelativistic plasma is generally associated with sufficiently strong fields, the requirement of the ion energy on the proton radiography is unfeasible either. Therefore, the advantage of the diagnostic based on γ -photon polarization is its applicability in the energetic and overdense plasma. Note that the requirement of the angular resolution ($\sim 1^\circ$) of GPP is satisfied by the gammaday polarimetry parameters envisaged in Ref. [51], and thus the method presented here is likely to be experimentally feasible in the near future. This diagnostic tool may appear beneficial for better understanding of phenomena in broad high-intensity interaction scenarios including ion acceleration [52–55], direct laser acceleration [48], high-harmonic generation [56, 57], brilliant photon emission [58, 59], ultradense nanopinch [60], and e^-e^+ pair plasma cascades [61].

The PIC code EPOCH is funded by the UK EPSRC grants EP/G054950/1, EP/G056803/1, EP/G055165/1 and EP/M022463/1. Z. G. would like to thank Pei-Lun He for fruitful discussions.

* gong@mpi-hd.mpg.de

† k.hatsagortsyan@mpi-hd.mpg.de

- [1] G. A. Mourou, T. Tajima, and S. V. Bulanov, Optics in the relativistic regime, *Rev. Mod. Phys.* **78**, 309 (2006).
- [2] C. N. Danson et al., Petawatt and exawatt class lasers worldwide, *High Power Laser Science and Engineering* **7** (2019).
- [3] J. W. Yoon et al., Realization of laser intensity over 10^{23} w/cm², *Optica* **8**, 630 (2021).
- [4] E. Esarey, C. Schroeder, and W. Leemans, Physics of laser-driven plasma-based electron accelerators, *Reviews of Modern Physics* **81**, 1229 (2009).
- [5] A. Macchi, M. Borghesi, and M. Passoni, Ion acceleration by superintense laser-plasma interaction, *Reviews of Modern Physics* **85**, 751 (2013).
- [6] P. Wang et al., Super-heavy ions acceleration driven by ultrashort laser pulses at ultrahigh intensity, *Physical Review X* **11**, 021049 (2021).
- [7] W. Yan, C. Fruhling, G. Golovin, D. Haden, J. Luo, P. Zhang, B. Zhao, J. Zhang, C. Liu, M. Chen, et al., High-order multiphoton thomson scattering, *Nature Photonics* **11**, 514 (2017).
- [8] C. S. Brady, C. Ridgers, T. Arber, A. Bell, and J. Kirk, Laser absorption in relativistically underdense plasmas by synchrotron radiation, *Physical review letters* **109**, 245006 (2012).
- [9] C. Ridgers, C. S. Brady, R. Ducloux, J. Kirk, K. Bennett, T. Arber, A. Robinson, and A. Bell, Dense electron-positron plasmas and ultraintense γ rays from laser-irradiated solids, *Physical review letters* **108**, 165006 (2012).
- [10] D. Stark, T. Toncian, and A. Arefiev, Enhanced multi-mev photon emission by a laser-driven electron beam in a self-generated magnetic field, *Physical review letters* **116**, 185003 (2016).
- [11] A. Gonoskov, A. Bashinov, S. Bastrakov, E. Efimenko, A. Ilderton, A. Kim, M. Marklund, I. Meyerov, A. Muraviev, and A. Sergeev, Ultrabright gev photon source via controlled electromagnetic cascades in laser-dipole waves, *Physical Review X* **7**, 041003 (2017).
- [12] J. Magnusson, A. Gonoskov, M. Marklund, T. Z. Esirkepov, J. Koga, K. Kondo, M. Kando, S. Bulanov, G. Korn, and S. Bulanov, Laser-particle collider for multi-gev photon production, *Physical review letters* **122**, 254801 (2019).
- [13] X.-L. Zhu, M. Chen, S.-M. Weng, T.-P. Yu, W.-M. Wang, F. He, Z.-M. Sheng, P. McKenna, D. A. Jaroszynski, and J. Zhang, Extremely brilliant gev γ -rays from a two-stage laser-plasma accelerator, *Science advances* **6**, eaaz7240 (2020).
- [14] R. Ruffini, G. Vereshchagin, and S.-S. Xue, Electron-positron pairs in physics and astrophysics: from heavy nuclei to black holes, *Physics Reports* **487**, 1 (2010).
- [15] S. Bulanov, T. Z. Esirkepov, M. Kando, J. Koga, K. Kondo, and G. Korn, On the problems of relativistic laboratory astrophysics and fundamental physics with super powerful lasers, *Plasma Physics Reports* **41**, 1 (2015).
- [16] B. Gonzalez-Izquierdo, R. J. Gray, M. King, R. J. Dance, R. Wilson, J. McCreadie, N. M. Butler, R. Capdessus, S. Hawkes, J. S. Green, et al., Optically controlled dense current structures driven by relativistic plasma aperture-induced diffraction, *Nature Physics* **12**, 505 (2016).
- [17] A. Di Piazza, C. Müller, K. Hatsagortsyan, and C. H. Keitel, Extremely high-intensity laser interactions with fundamental quantum systems, *Reviews of Modern Physics* **84**, 1177 (2012).
- [18] J. Cole, K. Behm, E. Gerstmayr, T. Blackburn, J. Wood, C. Baird, M. J. Duff, C. Harvey, A. Ilderton, A. Joglekar, et al., Experimental evidence of radiation reaction in the collision of a high-intensity laser pulse with a laser-wakefield accelerated electron beam, *Physical Review X* **8**, 011020 (2018).
- [19] K. Poder, M. Tamburini, G. Sarri, A. Di Piazza, S. Kuschel, C. Baird, K. Behm, S. Bohlen, J. Cole, D. Corvan, et al., Experimental signatures of the quantum nature of radiation reaction in the field of an ultraintense laser, *Physical Review X* **8**, 031004 (2018).
- [20] K. Qu, S. Meuren, and N. J. Fisch, Signature of collective plasma effects in beam-driven qed cascades, *Physical Review Letters* **127**, 095001 (2021).
- [21] L. Fedeli, A. Sainte-Marie, N. Zaïm, M. Thévenet, J.-L. Vay, A. Myers, F. Quéré, and H. Vincenti, Probing strong-field qed with doppler-boosted petawatt-class lasers, *Physical Review Letters* **127**, 114801 (2021).
- [22] M. Borghesi, D. Campbell, A. Schiavi, M. Haines, O. Willi, A. MacKinnon, P. Patel, L. Gizzi, M. Galimberti, R. Clarke, et al., Electric field detection in laser-plasma interaction experiments via the proton imaging technique, *Physics of Plasmas* **9**, 2214 (2002).
- [23] M. Downer, R. Zgadzaj, A. Debus, U. Schramm, and M. Kaluza, Diagnostics for plasma-based electron accelerators, *Reviews of Modern Physics* **90**, 035002 (2018).
- [24] A. F. Bott et al., Inefficient magnetic-field amplification in supersonic laser-plasma turbulence, *Phys. Rev. Lett.* **127**, 175002 (2021).
- [25] A. Gonoskov, T. Blackburn, M. Marklund, and S. Bulanov, Charged particle motion and radiation in strong

- electromagnetic fields, arXiv preprint arXiv:2107.02161 (2021).
- [26] A. Gonoskov *et al.*, Anomalous radiative trapping in laser fields of extreme intensity, *Physical review letters* **113**, 014801 (2014).
- [27] L. Ji, A. Pukhov, I. Y. Kostyukov, B. Shen, and K. Akli, Radiation-reaction trapping of electrons in extreme laser fields, *Physical review letters* **112**, 145003 (2014).
- [28] S. Bulanov *et al.*, Charged particle dynamics in multiple colliding electromagnetic waves. survey of random walk, lévy flights, limit circles, attractors and structurally determinate patterns, *Journal of Plasma Physics* **83** (2017).
- [29] A. Bell and J. G. Kirk, Possibility of prolific pair production with high-power lasers, *Physical review letters* **101**, 200403 (2008).
- [30] E. Nerush, I. Y. Kostyukov, A. Fedotov, N. Narozhny, N. Elkina, and H. Ruhl, Laser field absorption in self-generated electron-positron pair plasma, *Physical review letters* **106**, 035001 (2011).
- [31] X.-L. Zhu, T.-P. Yu, Z.-M. Sheng, Y. Yin, I. C. E. Turcu, and A. Pukhov, Dense gev electron–positron pairs generated by lasers in near-critical-density plasmas, *Nature communications* **7**, 1 (2016).
- [32] T. Wang, T. Toncian, M. Wei, and A. Arefiev, Structured targets for detection of megatesla-level magnetic fields through faraday rotation of xfel beams, *Physics of plasmas* **26**, 013105 (2019).
- [33] Z. Gong, K. Z. Hatsagortsyan, and C. H. Keitel, Retrieving transient magnetic fields of ultrarelativistic laser plasma via ejected electron polarization, *Phys. Rev. Lett.* **127**, 165002 (2021).
- [34] K. Akiyama *et al.*, First m87 event horizon telescope results. vii. polarization of the ring, *The Astrophysical Journal Letters* **910**, L12 (2021).
- [35] M. Lembo *et al.*, Cosmic microwave background polarization as a tool to constrain the optical properties of the universe, *Physical Review Letters* **127**, 011301 (2021).
- [36] M. Faraday, On the magnetization of light and the illumination of magnetic lines of force, *Philosophical Transactions of the Royal Society of London* **136**, 1 (1846).
- [37] F. F. Chen, *Introduction to plasma physics* (Springer Science & Business Media, 2012).
- [38] S.-N. Zhang, M. Kole, T.-W. Bao, T. Batsch, T. Bernasconi, F. Cadoux, J.-Y. Chai, Z.-G. Dai, Y.-W. Dong, N. Gauvin, *et al.*, Detailed polarization measurements of the prompt emission of five gamma-ray bursts, *Nature Astronomy* **3**, 258 (2019).
- [39] R. Gill, J. Granot, and P. Kumar, Linear polarization in gamma-ray burst prompt emission, *Monthly Notices of the Royal Astronomical Society* **491**, 3343 (2020).
- [40] S. Batebi, R. Mohammadi, R. Ruffini, S. Tizchang, and S.-S. Xue, Generation of circular polarization of gamma ray bursts, *Physical Review D* **94**, 065033 (2016).
- [41] C. Boehm, C. Degrande, O. Mattelaer, and A. C. Vincent, Circular polarisation: a new probe of dark matter and neutrinos in the sky, *Journal of Cosmology and Astroparticle Physics* **2017** (05), 043.
- [42] A. Dean, D. Clark, J. Stephen, V. McBride, L. Bassani, A. Bazzano, A. Bird, A. Hill, S. Shaw, and P. Ubertini, Polarized gamma-ray emission from the crab, *Science* **321**, 1183 (2008).
- [43] A. Pukhov, Strong field interaction of laser radiation, *Reports on progress in Physics* **66**, 47 (2002).
- [44] Z. Gong, F. Mackenroth, T. Wang, X. Yan, T. Toncian, and A. Arefiev, Direct laser acceleration of electrons assisted by strong laser-driven azimuthal plasma magnetic fields, *Physical Review E* **102**, 013206 (2020).
- [45] See the Supplemental Materials for the detailed numerical models, analytical derivation, and extra simulation results. The supplemental Materials include Refs. [62–74].
- [46] T. Arber, K. Bennett, C. Brady, A. Lawrence-Douglas, M. Ramsay, N. Sircombe, P. Gillies, R. Evans, H. Schmitz, A. Bell, *et al.*, Contemporary particle-in-cell approach to laser-plasma modelling, *Plasma Physics and Controlled Fusion* **57**, 113001 (2015).
- [47] B. Liu, H. Wang, J. Liu, L. Fu, Y. Xu, X. Yan, and X. He, Generating overcritical dense relativistic electron beams via self-matching resonance acceleration, *Physical review letters* **110**, 045002 (2013).
- [48] A. Pukhov, Z.-M. Sheng, and J. Meyer-ter Vehn, Particle acceleration in relativistic laser channels, *Physics of Plasmas* **6**, 2847 (1999).
- [49] B. Liu *et al.*, Quasimonoenergetic electron beam and brilliant gamma-ray radiation generated from near critical density plasma due to relativistic resonant phase locking, *Physics of Plasmas* **22**, 080704 (2015).
- [50] V. Tatischeff *et al.*, e-astrogam mission: a major step forward for gamma-ray polarimetry, *Journal of Astronomical Telescopes, Instruments, and Systems* **4**, 011003 (2017).
- [51] H. Rokujo, S. Aoki, K. Hamada, T. Hara, T. Inoue, K. Ishiguro, A. Iyono, H. Kawahara, K. Kodama, R. Komatani, *et al.*, First demonstration of gamma-ray imaging using a balloon-borne emulsion telescope, *Progress of Theoretical and Experimental Physics* **2018**, 063H01 (2018).
- [52] B. Qiao, M. Zepf, M. Borghesi, and M. Geissler, Stable gev ion-beam acceleration from thin foils by circularly polarized laser pulses, *Physical review letters* **102**, 145002 (2009).
- [53] M. Chen, A. Pukhov, T.-P. Yu, and Z.-M. Sheng, Radiation reaction effects on ion acceleration in laser foil interaction, *Plasma Physics and Controlled Fusion* **53**, 014004 (2010).
- [54] M. Tamburini, F. Pegoraro, A. Di Piazza, C. H. Keitel, and A. Macchi, Radiation reaction effects on radiation pressure acceleration, *New Journal of Physics* **12**, 123005 (2010).
- [55] A. McIlvenny, D. Doria, L. Romagnani, H. Ahmed, N. Booth, E.-J. Ditter, O. Ettliger, G. Hicks, P. Martin, G. G. Scott, *et al.*, Selective ion acceleration by intense radiation pressure, *Physical review letters* **127**, 194801 (2021).
- [56] J. Wang, M. Zepf, and S. Rykovanov, Intense attosecond pulses carrying orbital angular momentum using laser plasma interactions, *Nature communications* **10**, 1 (2019).
- [57] L. Yi, High-harmonic generation and spin-orbit interaction of light in a relativistic oscillating window, *Physical Review Letters* **126**, 134801 (2021).
- [58] L. Yi, A. Pukhov, P. Luu-Thanh, and B. Shen, Bright x-ray source from a laser-driven microplasma waveguide, *Physical review letters* **116**, 115001 (2016).
- [59] W.-M. Wang, Z.-M. Sheng, P. Gibbon, L.-M. Chen, Y.-T. Li, and J. Zhang, Collimated ultrabright gamma rays from electron wiggling along a petawatt laser-irradiated wire in the qed regime, *Proceedings of the National*

- Academy of Sciences **115**, 9911 (2018).
- [60] V. Kaymak, A. Pukhov, V. N. Shlyaptsev, and J. J. Rocca, Nanoscale ultradense z-pinch formation from laser-irradiated nanowire arrays, *Physical review letters* **117**, 035004 (2016).
- [61] T. Grismayer *et al.*, Laser absorption via quantum electrodynamics cascades in counter propagating laser pulses, *Physics of Plasmas* **23**, 056706 (2016).
- [62] L. H. Thomas, I. the kinematics of an electron with an axis, *The London, Edinburgh, and Dublin Philosophical Magazine and Journal of Science* **3**, 1 (1927).
- [63] V. Bargmann, L. Michel, and V. Telegdi, Precession of the polarization of particles moving in a homogeneous electromagnetic field, *Physical Review Letters* **2**, 435 (1959).
- [64] R. Ducloux *et al.*, Monte carlo calculations of pair production in high-intensity laser-plasma interactions, *Plasma Physics and Controlled Fusion* **53**, 015009 (2010).
- [65] N. Elkina *et al.*, Qed cascades induced by circularly polarized laser fields, *Physical Review Special Topics-Accelerators and Beams* **14**, 054401 (2011).
- [66] C. Ridgers *et al.*, Modelling gamma-ray photon emission and pair production in high-intensity laser-matter interactions, *Journal of Computational Physics* **260**, 273 (2014).
- [67] A. Gonoskov *et al.*, Extended particle-in-cell schemes for physics in ultrastrong laser fields: Review and developments, *Physical Review E* **92**, 023305 (2015).
- [68] Y.-F. Li *et al.*, Polarized ultrashort brilliant multi-gev γ rays via single-shot laser-electron interaction, *Physical review letters* **124**, 014801 (2020).
- [69] Y.-Y. Chen, P.-L. He, R. Shaisultanov, K. Z. Hatsagortsyan, and C. H. Keitel, Polarized positron beams via intense two-color laser pulses, *Physical review letters* **123**, 174801 (2019).
- [70] Y.-F. Li *et al.*, Production of highly polarized positron beams via helicity transfer from polarized electrons in a strong laser field, *Physical Review Letters* **125**, 044802 (2020).
- [71] K. Xue *et al.*, Generation of highly-polarized high-energy brilliant γ -rays via laser-plasma interaction, *Matter and Radiation at Extremes* **5**, 054402 (2020).
- [72] A. Arefiev, Z. Gong, and A. Robinson, Energy gain by laser-accelerated electrons in a strong magnetic field, *Physical Review E* **101**, 043201 (2020).
- [73] A. Robinson, P. Gibbon, M. Zepf, S. Kar, R. Evans, and C. Bellei, Relativistically correct hole-boring and ion acceleration by circularly polarized laser pulses, *Plasma Physics and Controlled Fusion* **51**, 024004 (2009).
- [74] P. Gibbon, *Short pulse laser interactions with matter* (World Scientific, 2005).