

Fluctuation and Noise Letters
© World Scientific Publishing Company

Multifractal of mass function

Chenhui Qiang

*Institute of Fundamental and Frontier Science, University of Electronic Science and Technology
of China, 610054 Chengdu, China*
*Yingcai Honors College, University of Electronic Science and Technology of China, Chengdu,
610054, China*
2019270101007@std.uestc.edu.cn

Yong Deng*

*Institute of Fundamental and Frontier Science, University of Electronic Science and Technology
of China, 610054 Chengdu, China*
School of Education, Shaanxi Normal University, Xi'an, 710062, China
*School of Knowledge Science, Japan Advanced Institute of Science and Technology, Nomi,
Ishikawa 923-1211, Japan*
Department of Management, Technology, and Economics, ETH Zürich, Zurich, Switzerland
dengentropy@uestc.edu.cn

Received (received date)
Revised (revised date)

Multifractal plays an important role in many fields. However, there is few attentions about mass function, which can better deal with uncertain information than probability. In this paper, we proposed multifractal of mass function. Firstly, the definition of multifractal spectrum of mass function is given. Secondly, the multifractal dimension of mass function is defined as D_α . When mass function degenerates to probability distribution, D_α degenerates to d_α , which is information dimension proposed by Renyi. One interesting property is that the multifractal dimension of mass function with maximum Deng entropy is 1.585 no matter the order. Other interesting properties and numerical examples are shown to illustrate proposed model.

Keywords: Multifractal; Mass function; Renyi information dimension; Deng entropy

1. Introduction

In recently years, much research has focus on fractal theory [1,2] since many natural phenomenon [3,4] and system [5,6] can be characterized by the fractal properties. Thus, fractal plays a vital role in many fields such as mechanical engineering [7,8], geotechnical engineering [9–11], oscillator model [12,13], molecular structure [14,15] and so on. Lots of models about fractal dimension are proposed [16,17], which is

*Corresponding author

2 Authors' Names

the main parameter of measuring irregular objects. To better analyse the property of fractal, many models about multifractal [18–20] were proposed, which as a generalization of fractal can better describe the variation of local features. For example, the characteristics of multifractal spectrum was analysed to study the stability of the China's stock market [21]. A generalization of classical multifractal detrended fluctuation analysis was proposed by Wang [22]. A method named multifractal cross wavelet analysis was developed to characterizes the properties of complex system [23].

How to deal with uncertain information has attracted a lot of attention [24–26]. Many models like probability theory [27, 28], fuzzy sets [29–31], evidence theory [32–34], rough sets [35, 36] are developed. Mass function is a significant component of evidence theory [37, 38] and has an advantage over probability distribution in dealing with uncertainty problem [39]. Lots of parameters of mass function were studied like divergence [40], correlation coefficient [41, 42], distance [43, 44]. In addition, the uncertainty of mass function has been studied extensively [45, 46]. The negation of mass function was developed by Gao [47] and Mao [48]. Some effective combination rule of conflict mass function were proposed [49–51]. Transform mass function into probability is still a hot topic [52, 53]. However, there is few attentions paid to mass function from the perspective of multifractal. In this paper, the multifractal analysis of mass function are given including multifractal spectrum and multifractal dimension.

This article is organized as follows. Section 2 is a brief introduction about preliminaries. Multifractal spectrum of mass function is showed in Section 3. In Section 4, the definition of multifractal dimension is given. Detailed calculation and numerical examples are following. Finally is a simple conclusion for whole work.

2. Preliminaries

2.1. Multifractal spectrum

Consider a measure space $(\chi, B(\chi), \mu)$. There is a lattice covering of χ by d -dimensional boxes of width δ_n , where $B_{\delta_n}(x)$ is the box that contains the point x [54]. $U_n(x)$ is function with the condition $\delta_n \rightarrow 0$ as $n \rightarrow \infty$ [54].

$$U_n(x) = -\log \mu [B_{\delta_n}(x)], \text{ if } \mu [B_{\delta_n}(x)] > 0. \quad (1)$$

Let $Y_n(x)$ be a rescaled version of $U_n(x)$ with the condition $\lim_{n \rightarrow \infty} Pr \{Y_n = y\} = 0$ if $y \neq y_0$ [54].

$$Y_n(x) = \frac{U_n(x)}{-\log \delta_n}. \quad (2)$$

The multifractal spectrum is defined as follows [54].

$$\tilde{f}(y) = \lim_{n \rightarrow \infty} \frac{\log N_n}{-\log \delta_n} + \lim_{\epsilon \rightarrow 0} \lim_{n \rightarrow 0} \frac{Pr \{|Y_n - y| < \epsilon\}}{-\log \delta_n}. \quad (3)$$

Where N_n is the number of boxes at the n th stage with positive μ measure [54]. The first term is the box counting dimension of the support of μ and the second term is the rate of the probability function Y_n approaches zeros [54].

2.2. Renyi entropy and Renyi information dimension

2.2.1. Renyi entropy

Entropy is an important measure in many fields [55, 56]. A classic entropy named Renyi entropy is defined as follows [57].

Consider a probability distribution P_X of a discrete random variable $X: P_X = \{p_i | i = 1, 2, \dots, n\}$, its Renyi entropy is,

$$H_\alpha(P) = \frac{1}{1-\alpha} \log \sum_i^n p_i^\alpha. \quad (4)$$

Where $\alpha \geq 0$. When $\alpha \rightarrow 1$, Renyi entropy degenerates to Shannon entropy [58].

$$\lim_{\alpha \rightarrow 1} H_\alpha(P) = \sum_i^n p_i \log p_i = H_S. \quad (5)$$

2.2.2. Renyi information dimension

The dimension of the probability distribution of X defined by Renyi is as follows [59].

$$d_\alpha = \lim_{n \rightarrow \infty} \frac{H_\alpha(P)}{\log_2 n}. \quad (6)$$

When $\alpha \rightarrow 1$, d_α represents the rate of Shannon entropy grows with scale.

2.3. Mass function

Mass function assigns mass on power set and its definition is as follows.

Let Θ is the framework of discernment in evidence theory [37, 38],

$$\Theta = \{\theta_1, \dots, \theta_n\}, n \in N^+. \quad (7)$$

Its power set is,

$$\begin{aligned} 2^\Theta &= \{A_1, A_2, \dots, A_{2^n}\} \\ &= \{\{\theta_1\}, \dots, \{\theta_1, \theta_2\}, \dots, \{\Theta\}, \emptyset\}, . \end{aligned} \quad (8)$$

Mass function is a mapping $m: 2^\Theta \rightarrow [0, 1]$ satisfying [37, 38],

$$m(\emptyset) = 0, \quad (9)$$

$$\sum_{A_i \in 2^\Theta} m(A_i) = 1. \quad (10)$$

where A_i is called focal element when $m(A_i) > 0$.

4 Authors' Names

2.4. Deng entropy

Given a framework of discernment is Θ and a mass function is $m(A_i)$. Deng entropy is defined as follows [60].

$$H_D = - \sum_{A_i \in 2^\Theta} m(A_i) \log\left(\frac{m(A_i)}{2^{|A_i|} - 1}\right). \quad (11)$$

Where $|A_i|$ is the cardinal of focal element. When mass function satisfies the condition,

$$m(A_i) = \frac{2^{|A_i|} - 1}{\sum_i 2^{|A_i|} - 1}, \quad (12)$$

Deng entropy reaches the maximum [60].

$$H_{maxD} = - \sum_i m(A_i) \log\left(\frac{m(A_i)}{2^{|A_i|} - 1}\right) = \log \sum_i (2^{|A_i|} - 1). \quad (13)$$

Deng entropy considers the non-specificity of mass function and is studied widely [61–63].

3. Multifractal spectrum of mass function

We first generalizes the concept of multifractal spectrum of mass function, then some examples are shown to illustrate the proposed model.

Definition 1. A measure space in evidence theory is $(\Theta, 2^\Theta, m)$. Where m is a mass function of 2^Θ . The multifractal spectrum is defined as follows.

$$\tilde{f}(y) = \frac{\log_2 N_n}{-\log_2 (2^{|\Theta|} - 1)^{-1}}. \quad (14)$$

Where N_n is the number of focal elements that have the same mass and y is calculated as follows.

$$y(A_i) = \frac{-\log_2 m(A_i)}{-\log_2 (2^{|\Theta|} - 1)^{-1}}. \quad (15)$$

y can be explained as the rate at which mass function changes with respect to the size of Θ . $f(y)$ is a function of y and following is a detailed process.

Example 1: Consider a framework of discernment is $\Theta = \{\theta_1, \theta_2, \theta_3\}$. A mass function assignment with maximum Deng entropy is $m(\theta_1) = m(\theta_2) = m(\theta_3) = 1/19$, $m(\theta_1, \theta_2) = m(\theta_1, \theta_3) = m(\theta_2, \theta_3) = 3/19$, $m(\theta_1, \theta_2, \theta_3) = 7/19$. According to Eq. (14) and Eq. (15)

$$y(\theta_1) = y(\theta_2) = y(\theta_3) = \frac{-\log_2(1/19)}{-\log_2(2^3 - 1)^{-1}} = 1.5131. \quad (16)$$

$$y(\theta_1, \theta_2) = y(\theta_1, \theta_3) = y(\theta_2, \theta_3) = \frac{-\log_2(3/19)}{-\log_2(2^3 - 1)^{-1}} = 0.9486. \quad (17)$$

$$y(\theta_1, \theta_2, \theta_3) = \frac{-\log_2(1/19)}{-\log_2(2^3 - 1)^{-1}} = 0.5131. \quad (18)$$

$$\tilde{f}(y(\theta_1)) = \tilde{f}(y(\theta_2)) = \tilde{f}(y(\theta_3)) = \frac{\log_2(3)}{-\log_2(2^3 - 1)^{-1}} = 0.5646. \quad (19)$$

$$\tilde{f}(y(\theta_1, \theta_2)) = \tilde{f}(y(\theta_1, \theta_3)) = \tilde{f}(y(\theta_2, \theta_3)) = \frac{\log_2(3)}{-\log_2(2^3 - 1)^{-1}} = 0.5646. \quad (20)$$

$$\tilde{f}(y(\theta_1, \theta_2, \theta_3)) = \frac{\log_2(1)}{-\log_2(2^3 - 1)^{-1}} = 0. \quad (21)$$

From above calculations, if the cardinal of the focal elements is equal, their mass functions are the same and have the same y . These pairs of points are drawn in Fig. 1.

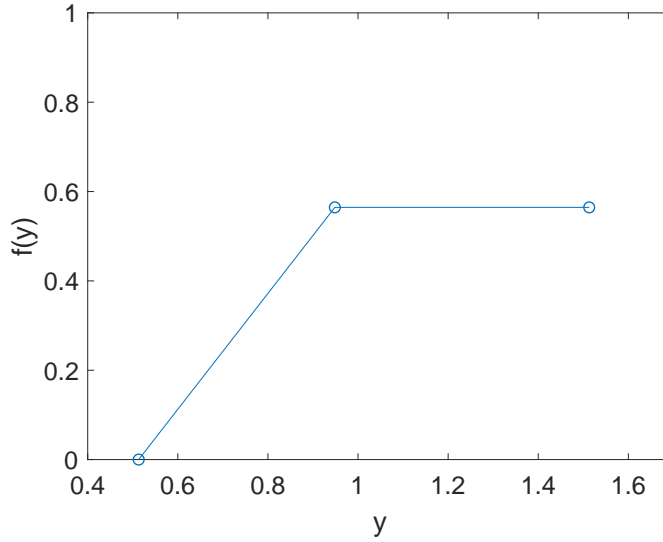


Fig. 1. The multifractal spectrum of Example 1

Example 2: Consider a framework of discernment is Θ , $|\Theta| = 2, \dots, n$. A series of mass functions assigned with maximum Deng entropy are m_i , $i = 2, \dots, n$. The multifractal spectrums are shown in Fig. 2. and Fig. 3. Part of the values of y and $\tilde{f}(y)$ are shown in Table 1 and Table 2.

6 Authors' Names

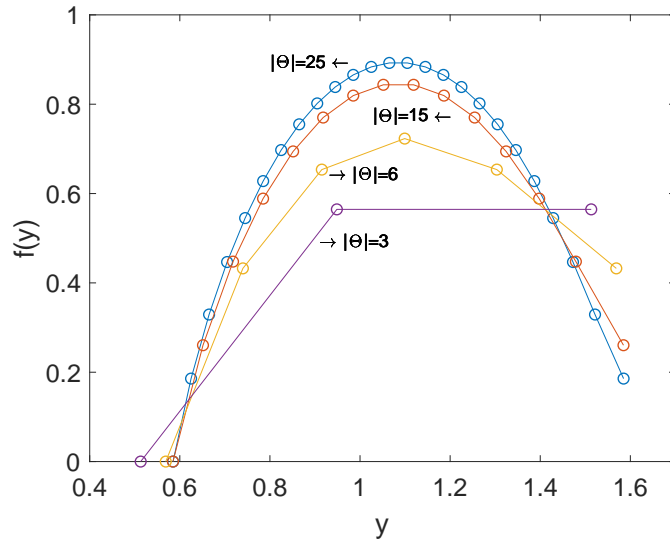


Fig. 2. The multifractal spectrum of Example 2 when $|\Theta| = 3, 6, 15, 25$

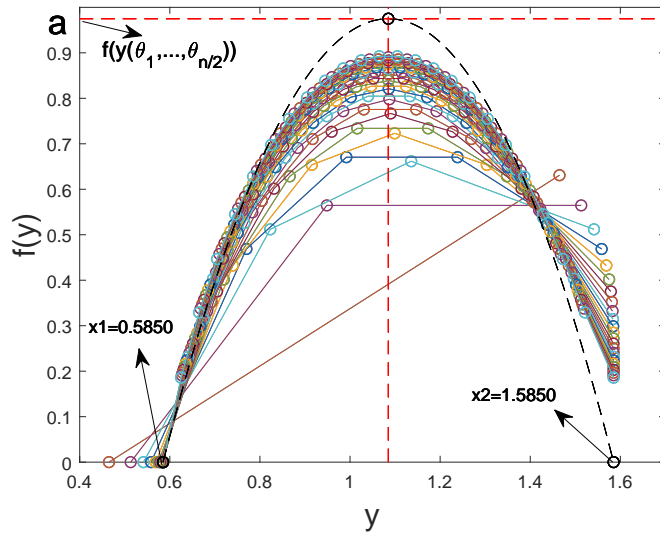


Fig. 3. The multifractal spectrum of Example 2 with $|\Theta| = 1, \dots, 25$

As can be seen from Fig. 3, the multifractal spectrum in this example is plotted by solid colored lines. The black dotted line is the case that $\lim_{|\Theta| \rightarrow \infty}$. In

Table 1. The value of y with the increase of $|\Theta|$ of Example 2.

	$y(\theta_1)$	$y(\theta_1, \theta_2)$	$y(\theta_1, \dots, \theta_3)$	$y(\theta_1, \dots, \theta_4)$	$y(\theta_1, \dots, \theta_5)$	$y(\theta_1, \dots, \theta_6)$...
$ \Theta = 2$	1.4650	0.4650					
$ \Theta = 3$	1.5131	0.9486	0.5131				
$ \Theta = 4$	1.5415	1.1358	0.8229	0.5415			
$ \Theta = 5$	1.5585	1.2386	0.9918		0.5585		
$ \Theta = 6$	1.5688	1.3036	1.0991	0.9152	0.7400	0.5688	

Table 2. The value of $\tilde{f}(y)$ with the increase of $|\Theta|$ of Example 2.

	$\tilde{f}(y(\theta_1))$	$\tilde{f}(y(\theta_1, \theta_2))$	$\tilde{f}(y(\theta_1, \dots, \theta_3))$	$\tilde{f}(y(\theta_1, \dots, \theta_4))$	$\tilde{f}(y(\theta_1, \dots, \theta_5))$	$\tilde{f}(y(\theta_1, \dots, \theta_6))$...
$ \Theta = 2$	0.6309	0					
$ \Theta = 3$	0.5646	0.5646	0				
$ \Theta = 4$	0.5119	0.6616	0.5119	0			
$ \Theta = 5$	0.4687	0.6705	0.6705	0.4687	0		
$ \Theta = 6$	0.4325	0.6536	0.7231	0.6536	0.4325	0	

other words, the multifractal spectrum of of mass function with maximum Deng entropy when $n \rightarrow \infty$ can be approximated by a quadratic function $F(x) = -a(x - 0.585)(x - 1.585)$, where $a = \frac{4\log_2 C_n^{\frac{n}{2}}}{n}$. Proof is as follows. According to Eq. (12), Eq. (14) and Eq. (15).

$$\lim_{n \rightarrow \infty} m(\theta_1) = \frac{2^1 - 1}{C_n^1(2^1 - 1) + C_n^2(2^2 - 1) + \dots + C_n^n(2^n - 1)} = \frac{1}{3^n - 2^n}. \quad (22)$$

$$\lim_{n \rightarrow \infty} m(\theta_1, \dots, \theta_{\frac{n}{2}}) = \frac{2^{\frac{n}{2}} - 1}{C_n^1(2^1 - 1) + C_n^2(2^2 - 1) + \dots + C_n^n(2^n - 1)} = \frac{2^{\frac{n}{2}} - 1}{3^n - 2^n}. \quad (23)$$

$$\lim_{n \rightarrow \infty} m(\theta_1, \dots, \theta_n) = \frac{2^n - 1}{C_n^1(2^1 - 1) + C_n^2(2^2 - 1) + \dots + C_n^n(2^n - 1)} = \frac{2^n - 1}{3^n - 2^n}. \quad (24)$$

$$\lim_{n \rightarrow \infty} y(\theta_1) = \frac{-\log_2(3^n - 2^n)^{-1}}{-\log_2(2^n - 1)^{-1}} = \frac{\log_2(2^n) + \log_2(\frac{3^n}{2} - 1)}{\log_2(2^n - 1)} \approx 1.5850. \quad (25)$$

$$\lim_{n \rightarrow \infty} y(\theta_1, \dots, \theta_{\frac{n}{2}}) = \frac{-\log_2(\frac{2^{\frac{n}{2}} - 1}{3^n - 2^n})}{-\log_2(2^n - 1)^{-1}} = \frac{-\log_2(2^{\frac{n}{2}}) + \log_2(\frac{3^n}{2} - 1)}{\log_2(2^n - 1)} \approx 1.0850. \quad (26)$$

$$\lim_{n \rightarrow \infty} y(\theta_1, \dots, \theta_n) = \frac{-\log_2(\frac{2^n - 1}{3^n - 2^n})}{-\log_2(2^n - 1)^{-1}} = 0.5850. \quad (27)$$

$$\lim_{n \rightarrow \infty} \tilde{f}(y(\theta_1)) = \frac{\log_2(C_n^1)}{-\log_2(2^n - 1)^{-1}} \approx \frac{\log_2(n)}{n} \approx 0. \quad (28)$$

$$\lim_{n \rightarrow \infty} \tilde{f}(y(\theta_1, \dots, \theta_{\frac{n}{2}})) = \frac{\log_2(C_n^{\frac{n}{2}})}{-\log_2(2^n - 1)^{-1}} \approx \frac{\log_2(C_n^{\frac{n}{2}})}{n}. \quad (29)$$

$$\lim_{n \rightarrow \infty} \tilde{f}(y(\theta_1, \dots, \theta_n)) = \frac{\log_2(C_n^n)}{-\log_2(2^n - 1)^{-1}} \approx \frac{\log_2(1)}{n} = 0. \quad (30)$$

$$\{(y(\theta_1), \tilde{f}(y(\theta_1))), (1.5850, 0)\}$$

$$\{(y(\theta_1, \dots, \theta_n), \tilde{f}(y(\theta_1, \theta_n))), (0.5850, 0)\}$$

There are three points $(0.5850, 0)$, $(1.0850, \frac{\log_2(C_n^{\frac{n}{2}})}{n})$, $(1.5850, 0)$, thus the quadratic function is calculated as $F(x) = -a(x - 0.585)(x - 1.585)$, where $a = \frac{4\log_2 C_n^{\frac{n}{2}}}{n}$.

Example 3: Consider a framework of discernment is Θ , $|\Theta| = 2, \dots, n$. A mass function averagely assigned on 2^Θ is $m_i(A) = \frac{1}{2^{|\Theta|-1}}$, $i = 2, \dots, n$. The multifractal spectrums is only one point $(1, 1)$ in Fig. 4.

$$y(\theta_1) = \dots = y(\theta_1, \theta_2) = \dots = y(\theta_1, \dots, \theta_n) = \frac{-\log_2(2^n - 1)^{-1}}{-\log_2(2^n - 1)^{-1}} = 1. \quad (31)$$

$$\tilde{f}(y(\theta_1)) = \dots = \tilde{f}(y(\theta_1, \dots, \theta_n)) = \frac{\log_2(2^n - 1)}{-\log_2(2^n - 1)^{-1}} = 1. \quad (32)$$

Example 4: Consider a framework of discernment is Θ , $|\Theta| = 2, \dots, n$. A mass function is $m_i(\Theta) = 1$, $i = 2, \dots, n$. The multifractal spectrums is only one point $(0, 0)$ in Fig. 5.

$$y(\Theta) = \frac{-\log_2(1)^{-1}}{-\log_2(2^n - 1)^{-1}} = 0. \quad (33)$$

$$\tilde{f}(y(\Theta)) = \frac{\log_2(1)}{-\log_2(2^n - 1)^{-1}} = 0. \quad (34)$$

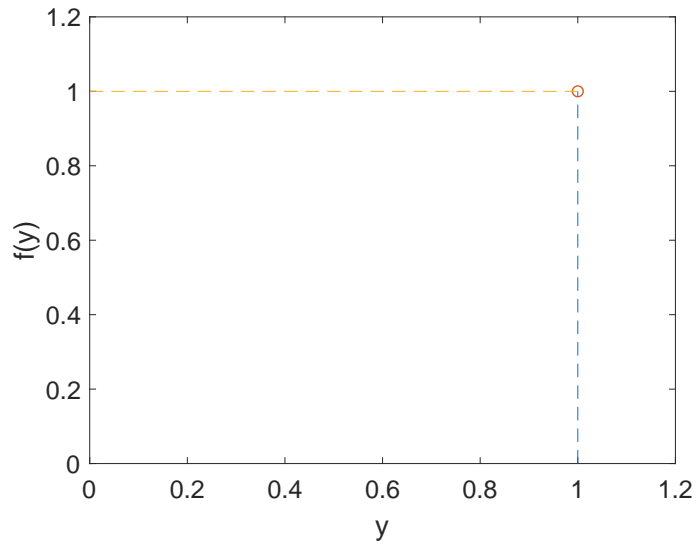


Fig. 4. The multifractal spectrum of Example 3 with $|\Theta| = 1, \dots, 25$

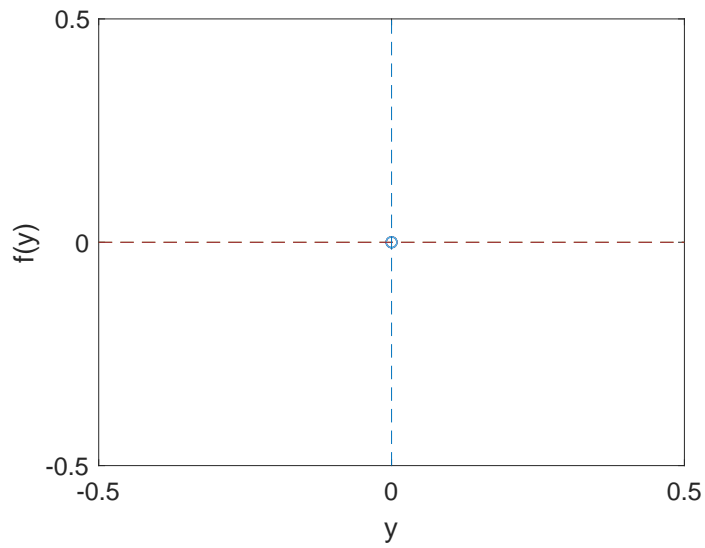


Fig. 5. The multifractal spectrum of Example 4 with $|\Theta| = 1, \dots, 25$

10 *Authors' Names*

4. Multifractal dimension of mass function

Definition 2. The multifractal dimension of mass function is defined as follows.

$$D_\alpha(m(A_i)) = \frac{\frac{1}{1-\alpha} \log_2 \left[\sum_i \left(\frac{m(A_i)}{2^{|A_i|-1}} \right)^\alpha (2^{|A_i|} - 1) \right]}{\log_2 \sum_i (2^{|A_i|} - 1) m(A_i)^\alpha}. \quad (35)$$

Theorem 1. $\lim_{\alpha \rightarrow 1} D_\alpha(m(A_i)) = \frac{-\sum_i m(A_i) \log_2 \left(\frac{m(A_i)}{2^{|A_i|-1}} \right)}{\log_2 \sum_i (2^{|A_i|-1}) m(A_i)^\alpha}$, where the numerator is Deng entropy.

Proof.

$$\begin{aligned} \lim_{\alpha \rightarrow 1} D_\alpha(m(A_i)) &= \lim_{\alpha \rightarrow 1} \frac{\frac{\partial}{\partial \alpha} \left[\log_2 \sum_i \left(\frac{m(A_i)}{2^{|A_i|-1}} \right)^\alpha (2^{|A_i|} - 1) \right]}{\frac{\partial}{\partial \alpha} \left[(1-\alpha) (\log_2 \sum_i (2^{|A_i|} - 1) m(A_i)^\alpha) \right]} \\ &= \frac{\sum_i \left[\left(\frac{m(A_i)}{2^{|A_i|-1}} \right)^\alpha (2^{|A_i|} - 1) \log_2 \left(\frac{m(A_i)}{2^{|A_i|-1}} \right) \right]}{(-\log_2 \sum_i (2^{|A_i|} - 1) m(A_i)^\alpha) + (1-\alpha)T} \\ &= \frac{-\sum_i m(A_i) \log_2 \left(\frac{m(A_i)}{2^{|A_i|-1}} \right)}{\log_2 \sum_i (2^{|A_i|} - 1) m(A_i)^\alpha}. \end{aligned} \quad (36)$$

□

Where T is $[\log_2 \sum_i (2^{|A_i|} - 1) m(A_i)^\alpha]'$, which multiplied by $(1-\alpha)$ tend to be 0 when $\alpha \rightarrow 1$.

Theorem 2. When mass function degenerates to probability distribution, the proposed multifractal dimension degenerates to Renyi information dimension.

Proof.

$$\begin{aligned} D_\alpha(m_i \rightarrow P_i) &= \frac{\frac{1}{1-\alpha} \log_2 \left[\sum_i \left(\frac{p_i}{2^i-1} \right)^\alpha (2^i - 1) \right]}{\log_2 \sum_i (2^i - 1) p_i^\alpha} \\ &= \frac{\frac{1}{1-\alpha} \log_2 \sum_i p_i^\alpha}{\log_2 n} \\ &= d_\alpha. \end{aligned} \quad (37)$$

□

Theorem 3. Let Θ has n elements, a mass function with maximum Deng entropy is $m(A_i) = \frac{2^{|A_i|-1}}{\sum_i 2^{|A_i|-1}}$, $\lim_{n \rightarrow \infty} D_\alpha = 1.585$, where $\alpha \in R$.

Proof.

$$\begin{aligned}
 \lim_{n \rightarrow \infty} D_\alpha(m(A_i)) &= \frac{\frac{1}{1-\alpha} \log_2 \left[\sum_i \left(\frac{2^{|A_i|-1}}{\sum_i (2^{|A_i|-1})} \right)^\alpha (2^{|A_i|-1}) \right]}{\log_2 \sum_i (2^{|A_i|-1})^{\frac{2^{|A_i|-1}}{\sum_i (2^{|A_i|-1})^\alpha}} \\
 &= \frac{\frac{1}{1-\alpha} \log_2 (3^n - 2^n)^{-\alpha} (\sum_i 2^{|A_i|-1})}{\log_2 (2^{|\Theta|} - 1)} \\
 &= \frac{\frac{1}{1-\alpha} \log_2 (3^n - 2^n)^{1-\alpha}}{\log_2 2^n} \\
 &\approx 1.585.
 \end{aligned} \tag{38}$$

□

Where $\lim_{n \rightarrow \infty} (2^{|A_i|-1})^{\frac{2^{|A_i|-1}}{\sum_i (2^{|A_i|-1})^\alpha}} = (2^{|A_i|-1})^{\left(\frac{2^{|A_i|-1}}{3^n - 2^n}\right)^\alpha} \approx ((2^{|A_i|-1})^0)^\alpha = 1$ and there are $(2^{|\Theta|} - 1)$ terms.

Theorem 4. Let Θ has n elements, a mass function is $m(\theta_i) = \frac{1}{|\Theta|} = \frac{1}{n}$, $i = 1, 2, \dots, n$. $\lim_{n \rightarrow \infty} D_\alpha = 1$, where $\alpha \in R$.

Proof.

$$\begin{aligned}
 \lim_{n \rightarrow \infty} D_\alpha(m(A_i)) &= \frac{\frac{1}{1-\alpha} \log_2 \sum_i \left(\frac{n^{-1}}{2^{|\theta_i|-1}} \right)^\alpha (2^{|\theta_i|-1})}{\log_2 \sum_i (2^{|\theta_i|-1})^{(n^{-1})^\alpha}} \\
 &= \frac{\frac{1}{1-\alpha} \log_2 \sum_i (n^{-1})^\alpha}{\log_2 \sum_i (1)} \\
 &= \frac{\frac{1}{1-\alpha} \log_2 n^{1-\alpha}}{\log_2 n} \\
 &= 1.
 \end{aligned} \tag{39}$$

□

It should be noted that in this theorem, mass function degenerates to probability and the proposed multifractal dimension degenerates to Renyi information dimension. This theorem can be written as: the Renyi information dimension of uniform distribution is a fixed point 1 no matter what α is.

Example 5: Given a framework of discernment is $\Theta = \{\theta_1, \theta_2, \theta_3\}$. A mass function is $m(\theta_1) = 0.2$, $m(\theta_2, \theta_3) = 0.8$. The results of multifractal dimension are shown in Table 3. The detailed calculations are as follows.

When $\alpha = 1$, according to Theorem 1,

$$D_\alpha = \frac{-(0.2 \times \log_2(\frac{0.2}{2^1-1}) + 0.8 \times \log_2(\frac{0.8}{2^2-1}))}{\log_2((2^1-1)^{0.2} + (2^2-1)^{0.8})} = 1.1249. \tag{40}$$

When $\alpha = 2$,

Table 3. The result of Example 5.

	$\alpha = 3$	$\alpha = 9$	$\alpha = 15$	$\alpha = 21$	$\alpha = 27$	$\alpha = 33$...
D_α	0.5759	0.2390	0.1472	0.1060	0.0828	0.0679	

Table 4. The result of Example 6.

$ \Theta = n \setminus \alpha$	1	4	7	10	13	16	19
D_α	1	0.25	0.1429	0.1	0.0769	0.0625	0.0526

$$D_\alpha = \frac{-\frac{1}{1-\alpha} \times \log_2 \left[\left(\frac{0.2}{2^1-1}\right)^2 \times (2^1 - 1) + \left(\frac{0.8}{2^2-1}\right)^2 \times (2^2 - 1) \right]}{\log_2 [(2^1 - 1)^{0.2}]^2 + [(2^2 - 1)^{0.8}]^2} = 0.7163. \quad (41)$$

As can be seen from Table 3, D_α goes to zero as α increasing.

Example 6: Given a framework of discernment is Θ , $|\Theta| = 2, \dots, n$. A mass function is $m_i(\Theta) = 1$, $i = 2, \dots, n$. The results are show in Table 4 and Fig. 6. Detailed calculations are as follows.

$$\begin{aligned} D_\alpha &= \frac{\frac{1}{1-\alpha} \log_2 \left(\frac{m(\Theta)}{2^{|\Theta|-1}} \right)^\alpha (2^{|\Theta|} - 1)}{\log_2 [(2^{|\Theta|} - 1)^{m(\Theta)}]^\alpha} \\ &= \frac{\frac{1}{1-\alpha} \log_2 \left(\frac{1}{2^n - 1} \right)^{\alpha-1}}{\log_2 [(2^n - 1)^1]^\alpha} \\ &= \frac{\log_2(2^n - 1)}{\alpha \log_2(2^n - 1)} \\ &= \frac{1}{\alpha}. \end{aligned} \quad (42)$$

From Eq. (42), the multifractal dimensions of $m(\Theta) = 1$ are only related to the order α and as α increases, D_α decreases.

Example 7: Given a framework of discernment is Θ , $|\Theta| = 2, \dots, n$. A mass function is $m(\theta_i) = \frac{1}{|\Theta|}$. The result is calculated as follows.

$$d_\alpha = \frac{\frac{1}{1-\alpha} \log_2 \sum_i^n \left(\frac{1}{n}\right)^\alpha}{\log_2 n} = \frac{\log_2 n}{\log_2 n} = 1. \quad (43)$$

In this example, the mass function degenerates to probability distribution. According to Theorem 2, the proposed dimension degenerates to Renyi information dimension. From Eq. (43), the multifractal dimension of $m(\theta_i) = \frac{1}{n}$ is 1. It doesn't depend on α and n . This example illustrates Theorem 4.

Example 8: Given a framework of discernment is Θ , $|\Theta| = 2, \dots, n$. A mass function is $m(A_i) = \frac{1}{2^{|\Theta|-1}}$. The results are shown in Table 5 and Fig. 7.

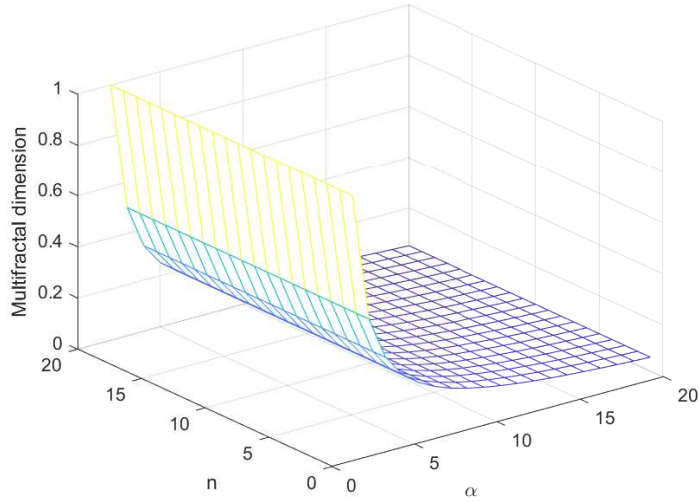


Fig. 6. The change of multifractal dimension of Example 6

Table 5. The result of Example 8.

$ \Theta \setminus \alpha$	1	5	9	13	17	21	25	29
2	1.1850	0.5682	0.3413	0.2370	0.1804	0.1455	0.1218	0.1048
4	1.3811	0.9707	0.8180	0.7146	0.6321	0.5637	0.5061	0.4462
6	1.4520	1.0988	1.0023	0.9518	0.9138	0.8814	0.8521	0.8251
8	1.4798	1.1433	1.0599	1.0265	1.0062	0.9911	0.9787	0.9679
10	1.4911	1.1620	1.0788	1.0491	1.0333	1.0230	1.0156	1.0097
12	1.4959	1.1724	1.0865	1.0568	1.0417	1.0324	1.0261	1.0215
14	1.4981	1.1795	1.0907	1.0603	1.0450	1.0357	1.0296	1.0251
16	1.4991	1.1851	1.0973	1.0624	1.0467	1.0373	1.0311	1.0266
18	1.4995	1.1897	1.0960	1.0640	1.0480	1.0384	1.0320	1.0264
20	1.4998	1.1935	1.0980	1.0653	1.0490	1.0392	1.0327	1.0280

As can be seen from Table 5, the multifractal dimension is getting closer and closer to 1 when the size of framework of discernment bigger with higher order α . This rule of change can be seen more intuitively in Fig. 7. Actually, we can come to this conclusion directly from the definition as follows.

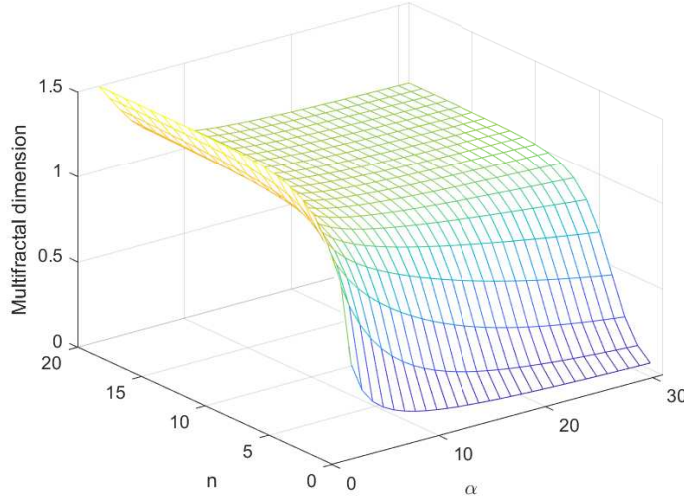


Fig. 7. The change of multifractal dimension of Example 8

$$\begin{aligned}
 \lim_{n \rightarrow \infty, \alpha \rightarrow \infty} D_{G\alpha} &= \frac{\frac{1}{1-\alpha} \log_2 \left[\sum_i \left(\frac{1}{2^{|A_i|-1}} \right)^\alpha (2^{|A_i|} - 1) \right]}{\log_2 \sum_i (2^{|A_i|} - 1) \left(\frac{1}{2^{|A_i|-1}} \right)^\alpha} \\
 &\approx \frac{\frac{1}{1-\alpha} \log_2 \sum_i^{2^n-1} \left(\frac{1}{2^{|A_i|-1}} \right)^\alpha}{\log_2 \sum_i^{2^n-1} (1)^\alpha} \\
 &\approx \frac{\frac{1}{1-\alpha} \log_2 (2^n - 1)^{1-\alpha}}{\log_2 (2^n - 1)} \\
 &= 1.
 \end{aligned} \tag{44}$$

Example 9: Given a framework of discernment is Θ , $|\Theta| = 2, \dots, n$. A mass function with maximum Deng entropy is $m(A_i) = \frac{2^{|A_i|}-1}{\sum_i (2^{|A_i|}-1)}$. The multifractal dimensions are shown in Table 6 and Fig. 8.

It can be seen from Table 6 and Fig. 8 that when the order α is determined, the multifractal dimension increases and finally tends to a constant with the increase of the framework of discernment. When the size of $|\Theta|$ is determined, the multifractal dimension decreases with the improvement of α . More specifically, when the size of the framework of discernment is small, the multifractal dimension will decrease to 0 finally. When n get bigger, the tendency to decrease gets smaller and smaller until it doesn't change and remains 1.5850. This example demonstrates Theorem 3.

Table 6. The result of Example 9.

$ \Theta \setminus \alpha$	1	4	7	10	13	16	19
2	1.1752	0.5809	0.3473	0.2441	0.1878	0.1526	0.1285
4	1.4699	1.1962	0.8893	0.6589	0.5124	0.4172	0.3515
6	1.5516	1.4904	1.4065	1.2899	1.1437	0.9919	0.8575
8	1.5747	1.5611	1.5457	1.5275	1.5052	1.4770	1.4406
10	1.5816	1.5784	1.5750	1.5715	1.5677	1.5637	1.5593
12	1.5838	1.5830	1.5822	1.5814	1.5806	1.5797	1.5789
14	1.5846	1.5844	1.5842	1.5840	1.5838	1.5836	1.5834
16	1.5848	1.5848	1.5847	1.5847	1.5846	1.5846	1.5845
18	1.5849	1.5849	1.5849	1.5849	1.5849	1.5848	1.5848
20	1.5849	1.5849	1.5849	1.5849	1.5849	1.5849	1.5849

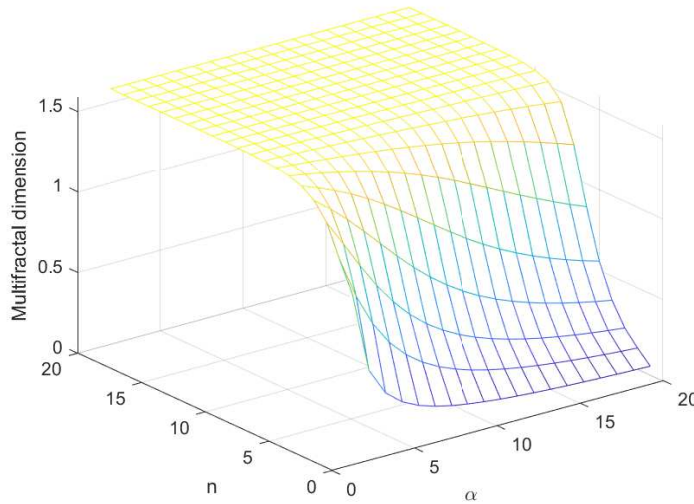


Fig. 8. The change of multifractal dimension of Example 9

5. Conclusion

In this paper, the multifractal spectrum of mass function is defined. Three special assignments are studied. The multifractal spectrum of mass function with maximum Deng entropy approximates quadratic function $F = -a(x - 0.585)(x - 1.585)$, where $a = \frac{4 \log_2 C_n^{\frac{1}{n}}}{n}$. The multifractal spectrum of mass function with total uncertainty is the point $(0,0)$ and with average assignment on power set is the point $(1,1)$. Another important work is that we propose multifractal dimension of mass function. It noted that when mass function degenerates to probability and is distributed averagely, the proposed dimension degenerates to Renyi information dimension and

is a constant 1. In addition, the multifractal dimension of mass function with maximum Deng entropy goes to 1.585 with the condition $\alpha \rightarrow \infty$, $|\Theta| \rightarrow \infty$. Other interesting properties are discussed. The changes of proposed dimension with different parameters α and the size of the framework of discernment Θ are shown by numerical examples.

Acknowledgements

The work is partially supported by National Natural Science Foundation of China (Grant No. 61973332), JSPS Invitational Fellowships for Research in Japan (Short-term).

References

- [1] Mandelbrot and B. Benoit, “The fractal geometry of nature”, *American Journal of Physics* **51** (1998) 468 p.
- [2] C. L. Kiew, A. Brahmananda, K. T. Islam, H. N. Lee, S. A. Venier, A. Saraar and H. Namazi, “Analysis of the relation between fractal structures of machined surface and machine vibration signal in turning operation”, *Fractals* **28** (2020) 2050019.
- [3] H. Yu, X. Liu, B. Kong, R. Li and G. Wang, “Landscape ecology development supported by geospatial technologies: A review”, *Ecological Informatics* **51** (2019) 185–192.
- [4] L. Liu, S. Li, X. Li, Y. Jiang, W. Wei, Z. Wang and Y. Bai, “An integrated approach for landslide susceptibility mapping by considering spatial correlation and fractal distribution of clustered landslide data”, *Landslides* **16** (2019) 715–728.
- [5] A. Harabagiu, O. Niculescu, M. Colotin, T. D. Bibire, I. Gottlieb and M. Agop, “Particle in a box by means of a fractal hydrodynamic model”, *Romanian Reports in Physics* **61** (2009) 395–400.
- [6] H. Namazi, A. Daneshi, H. Azarnoush, S. Jafari and F. Towhidkhah, “Fractal-based analysis of the influence of auditory stimuli on eye movements”, *Fractals* **26** (2018) 1850040.
- [7] H. Zhao and Q. Wu, “Application study of fractal theory in mechanical transmission”, *Chinese Journal of Mechanical Engineering* **29** (2016) 871–879.
- [8] G. Fang, X. Chang, P. Zhang and L. Wei, “Simulation calculation of temperature of the end face for mechanical seals based on fractal theory”, in *Journal of Physics: Conference Series* (IOP Publishing, 2019), volume 1168, p. 052060.
- [9] B. Li, R. Bao, Y. Wang, R. Liu and C. Zhao, “Permeability evolution of two-dimensional fracture networks during shear under constant normal stiffness boundary conditions”, *Rock Mechanics and Rock Engineering* **54** (2021) 409–428.
- [10] L. Li, W. Wu, M. H. El Naggar, G. Mei and R. Liang, “Characterization of a jointed rock mass based on fractal geometry theory”, *Bulletin of Engineering Geology and the Environment* **78** (2019) 6101–6110.
- [11] R. Guo, T. Nian, P. Li, J. Fu and H. Guo, “Anti-erosion performance of asphalt pavement with a sub-base of cement-treated mixtures”, *Construction and Building Materials* **223** (2019) 278–287.
- [12] K.-L. Wang, “A new fractal transform frequency formulation for fractal nonlinear oscillators”, *Fractals* **29** (2021) 2150062–1251.
- [13] A. Elías-Zúñiga, L. M. Palacios-Pineda, I. H. Jiménez-Cedeño, O. Martínez-Romero

- and D. O. Trejo, “Equivalent power-form representation of the fractal toda oscillator”, *Fractals* **29** (2021) 2150034–115.
- [14] M. K. Siddiqui, M. Imran and M. A. Iqbal, “Molecular descriptors of discrete dynamical system in fractal and cayley tree type dendrimers”, *Journal of Applied Mathematics and Computing* **61** (2019) 57–72.
- [15] J. Ding, M. Asta and R. O. Ritchie, “On the question of fractal packing structure in metallic glasses”, *Proceedings of the National Academy of Sciences* **114** (2017) 8458–8463.
- [16] T. Wen and K. H. Cheong, “The fractal dimension of complex networks: A review”, *Information Fusion* **73** (2021) 87–102.
- [17] A. Gires, I. Tchiguirinskaia, D. Schertzer, S. Ochoa-Rodriguez, P. Willems, A. Ichiba, L.-P. Wang, R. Pina, J. V. Assel, G. Bruni et al., “Fractal analysis of urban catchments and their representation in semi-distributed models: imperviousness and sewer system”, *Hydrology and Earth System Sciences* **21** (2017) 2361–2375.
- [18] R. Lopes and N. Betrouni, “Fractal and multifractal analysis: a review”, *Medical image analysis* **13** (2009) 634–649.
- [19] F. Landais, F. Schmidt and S. Lovejoy, “Multifractal topography of several planetary bodies in the solar system”, *Icarus* **319** (2019) 14–20.
- [20] S. Sanyal, A. Banerjee, S. Nag, U. Sarkar, S. Roy, R. Sengupta and D. Ghosh, “Tagore and neuroscience: A non-linear multifractal study to encapsulate the evolution of tagore songs over a century”, *Entertainment Computing* **37** (2021) 100367.
- [21] Y. Li, A. L. Vilela and H. E. Stanley, “The institutional characteristics of multifractal spectrum of china’s stock market”, *Physica A: Statistical Mechanics and its Applications* **550** (2020) 124129.
- [22] J. Wang and W. Shao, “Multifractal analysis with detrending weighted average algorithm of historical volatility”, *Fractals* **29** (2021) 2150193–114.
- [23] Z.-Q. Jiang, X.-L. Gao, W.-X. Zhou and H. E. Stanley, “Multifractal cross wavelet analysis”, *Fractals* **25** (2017) 1750054.
- [24] C. Wang, Z. X. Tan, Y. Ye, L. Wang, K. H. Cheong and N.-g. Xie, “A rumor spreading model based on information entropy”, *Scientific reports* **7** (2017) 1–14.
- [25] Y. Xue and Y. Deng, “Tsallis extropy”, *Communications in Statistics-Theory and Methods* (2021) 10.1080/03610926.2021.1921804.
- [26] K. H. Cheong, J. M. Koh and M. C. Jones, “Paradoxical survival: Examining the parrondo effect across biology”, *BioEssays* **41** (2019) 1900027.
- [27] X. Liu, W. Zhang, X. Gu and Z. Ye, “Probability distribution model of stress impact factor for corrosion pits of high-strength prestressing wires”, *Engineering Structures* **230** (2021) 111686.
- [28] W. Jiang, C. Huang and X. Deng, “A new probability transformation method based on a correlation coefficient of belief functions”, *International Journal of Intelligent Systems* **34** (2019) 1337–1347.
- [29] T. Senapati and R. R. Yager, “Fermatean fuzzy sets”, *Journal of Ambient Intelligence and Humanized Computing* **11** (2020) 663–674.
- [30] F. Kutlu Gündoğdu and C. Kahraman, “Spherical fuzzy sets and spherical fuzzy topsis method”, *Journal of intelligent & fuzzy systems* **36** (2019) 337–352.
- [31] F. Xiao, “CaFtR: A fuzzy complex event processing method”, *International Journal of Fuzzy Systems* (2021) DOI: 10.1007/s40815–021–01118–6.
- [32] F. Xiao, “CEQD: A complex mass function to predict interference effects”, *IEEE Transactions on Cybernetics* (2021) DOI: 10.1109/TCYB.2020.3040770.
- [33] Y. Deng, “Information volume of mass function”, *International Journal of Computers Communications & Control* **15** (2020) 3983.

- [34] L. Zhou, H. Cui, H. Huang, B. Kang and J. Zhang, "Counter deception in belief functions using shapley value methodology", *International Journal of Fuzzy Systems* (2021) DOI:10.1007/s40815-021-01139-1.
- [35] R. Yan, Z. Wu and Q. Han, "A short note on rough set over dual-universes", *Journal of Experimental & Theoretical Artificial Intelligence* **30** (2018) 725–731.
- [36] J. C. R. Alcantud, F. Feng and R. R. Yager, "An n -soft set approach to rough sets", *IEEE Transactions on Fuzzy Systems* **28** (2019) 2996–3007.
- [37] A. P. Dempster, "Upper and lower probabilities induced by a multivalued mapping", *The annals of mathematical statistics* (1967) 325–339.
- [38] G. Shafer, *A mathematical theory of evidence*, volume 42 (Princeton university press, 1976).
- [39] D. Chen and H. Xie, "Fire safety evaluation for scenic spots: An evidential best-worst method", *Journal of Mathematics* **2021** (2021) <https://doi.org/10.1155/2021/5592150>.
- [40] H. Wang, X. Deng, W. Jiang and J. Geng, "A new belief divergence measure for dempster-shafer theory based on belief and plausibility function and its application in multi-source data fusion", *Engineering Applications of Artificial Intelligence* **97** (2021) 104030.
- [41] W. Jiang, "A correlation coefficient for belief functions", *International Journal of Approximate Reasoning* **103** (2018) 94–106.
- [42] C. Qiang and Y. Deng, "A new correlation coefficient of mass function in evidence theory and its application in fault diagnosis.", *Applied Intelligence* **21** (2021) 10.1007/s10489-021-02797-2.
- [43] F. Xiao, "Ced: A distance for complex mass functions", *IEEE transactions on neural networks and learning systems* **32** (2020) 1525–1535.
- [44] D. Han, J. Dezert and Y. Yang, "Belief interval-based distance measures in the theory of belief functions", *IEEE Transactions on Systems, Man, and Cybernetics: Systems* **48** (2016) 833–850.
- [45] Y. Xue and Y. Deng, "Interval-valued belief entropies for Dempster Shafer structures", *Soft Computing* **25** (2021) 8063–8071.
- [46] M. Khalaj, R. Tavakkoli-Moghaddam, F. Khalaj and A. Siadat, "New definition of the cross entropy based on the dempster-shafer theory and its application in a decision-making process", *Communications in Statistics-Theory and Methods* **49** (2020) 909–923.
- [47] X. Gao and Y. Deng, "Generating method of Pythagorean fuzzy sets from the negation of probability", *Engineering Applications of Artificial Intelligence* **105** (2021) DOI: <https://doi.org/10.1016/j.engappai.2021.104403>.
- [48] H. Mao and Y. Deng, "Negation of BPA: a belief interval approach and its application in medical pattern recognition", *Applied Intelligence* (2021) 10.1007/s10489-021-02641-7.
- [49] L. Xiong, X. Su and H. Qian, "Conflicting evidence combination from the perspective of networks", *Information Sciences* **580** (2021) 408–418.
- [50] L. Huang, Z. Liu, Q. Pan and J. Dezert, "Evidential combination of augmented multi-source of information based on domain adaptation", *Science China Information Sciences* **63** (2020) 1–14.
- [51] Y. Song, J. Zhu, L. Lei and X. Wang, "Self-adaptive combination method for temporal evidence based on negotiation strategy", *Science China Information Sciences* **63** (2020) 1–13.
- [52] L. Chen, Y. Deng and K. H. Cheong, "Probability transformation of mass function: A weighted network method based on the ordered visibility graph", *Engineering*

- Applications of Artificial Intelligence* **105** (2021) 104438.
- [53] C. Huang, X. Mi and B. Kang, “Basic probability assignment to probability distribution function based on the shapley value approach”, *International Journal of Intelligent Systems* **36** (2021) 4210–4236.
- [54] D. Harte, *Multifractals: theory and applications* (Chapman and Hall/CRC, 2001).
- [55] S. Babajanyan, A. Allahverdyan and K. H. Cheong, “Energy and entropy: Path from game theory to statistical mechanics”, *Physical Review Research* **2** (2020) 043055.
- [56] Y. Song and Y. Deng, “Entropic explanation of power set”, *International Journal of Computers Communications & Control* **16** (2021) 4413.
- [57] T. Van Erven and P. Harremoës, “Rényi divergence and kullback-leibler divergence”, *IEEE Transactions on Information Theory* **60** (2014) 3797–3820.
- [58] N. Lassance and F. Vrins, “Minimum rényi entropy portfolios”, *Annals of Operations Research* **299** (2021) 23–46.
- [59] S. Duan, T. Wen and W. Jiang, “A new information dimension of complex network based on rényi entropy”, *Physica A: Statistical Mechanics and its Applications* **516** (2019) 529–542.
- [60] Y. Deng, “Uncertainty measure in evidence theory”, *Science China Information Sciences* **63** (2020) 1–19.
- [61] H. Liao, Z. Ren and R. Fang, “A deng-entropy-based evidential reasoning approach for multi-expert multi-criterion decision-making with uncertainty”, *International Journal of Computational Intelligence Systems* **13** (2020) 1281–1294.
- [62] F. Buono and M. Longobardi, “A dual measure of uncertainty: The deng extropy”, *Entropy* **22**.
- [63] M. R. Kazemi, S. Tahmasebi, F. Buono and M. Longobardi, “Fractional deng entropy and extropy and some applications”, *Entropy* **23** (2021) 623.

References

- [1] Mandelbrot and B. Benoit, “The fractal geometry of nature”, *American Journal of Physics* **51** (1998) 468 p.
- [2] C. L. Kiew, A. Brahmananda, K. T. Islam, H. N. Lee, S. A. Venier, A. Saraar and H. Namazi, “Analysis of the relation between fractal structures of machined surface and machine vibration signal in turning operation”, *Fractals* **28** (2020) 2050019.
- [3] H. Yu, X. Liu, B. Kong, R. Li and G. Wang, “Landscape ecology development supported by geospatial technologies: A review”, *Ecological Informatics* **51** (2019) 185–192.
- [4] L. Liu, S. Li, X. Li, Y. Jiang, W. Wei, Z. Wang and Y. Bai, “An integrated approach for landslide susceptibility mapping by considering spatial correlation and fractal distribution of clustered landslide data”, *Landslides* **16** (2019) 715–728.
- [5] A. Harabagiu, O. Niculescu, M. Colotin, T. D. Bibire, I. Gottlieb and M. Agop, “Particle in a box by means of a fractal hydrodynamic model”, *Romanian Reports in Physics* **61** (2009) 395–400.
- [6] H. Namazi, A. Daneshi, H. Azarnoush, S. Jafari and F. Towhidkhalah, “Fractal-based analysis of the influence of auditory stimuli on eye movements”, *Fractals* **26** (2018) 1850040.
- [7] H. Zhao and Q. Wu, “Application study of fractal theory in mechanical transmission”, *Chinese Journal of Mechanical Engineering* **29** (2016) 871–879.
- [8] G. Fang, X. Chang, P. Zhang and L. Wei, “Simulation calculation of temperature of the end face for mechanical seals based on fractal theory”, in *Journal of Physics: Conference Series* (IOP Publishing, 2019), volume 1168, p. 052060.

- [9] B. Li, R. Bao, Y. Wang, R. Liu and C. Zhao, “Permeability evolution of two-dimensional fracture networks during shear under constant normal stiffness boundary conditions”, *Rock Mechanics and Rock Engineering* **54** (2021) 409–428.
- [10] L. Li, W. Wu, M. H. El Naggar, G. Mei and R. Liang, “Characterization of a jointed rock mass based on fractal geometry theory”, *Bulletin of Engineering Geology and the Environment* **78** (2019) 6101–6110.
- [11] R. Guo, T. Nian, P. Li, J. Fu and H. Guo, “Anti-erosion performance of asphalt pavement with a sub-base of cement-treated mixtures”, *Construction and Building Materials* **223** (2019) 278–287.
- [12] K.-L. Wang, “A new fractal transform frequency formulation for fractal nonlinear oscillators”, *Fractals* **29** (2021) 2150062–1251.
- [13] A. Elías-Zúñiga, L. M. Palacios-Pineda, I. H. Jiménez-Cedeño, O. Martínez-Romero and D. O. Trejo, “Equivalent power-form representation of the fractal toda oscillator”, *Fractals* **29** (2021) 2150034–115.
- [14] M. K. Siddiqui, M. Imran and M. A. Iqbal, “Molecular descriptors of discrete dynamical system in fractal and cayley tree type dendrimers”, *Journal of Applied Mathematics and Computing* **61** (2019) 57–72.
- [15] J. Ding, M. Asta and R. O. Ritchie, “On the question of fractal packing structure in metallic glasses”, *Proceedings of the National Academy of Sciences* **114** (2017) 8458–8463.
- [16] T. Wen and K. H. Cheong, “The fractal dimension of complex networks: A review”, *Information Fusion* **73** (2021) 87–102.
- [17] A. Gires, I. Tchiguirinskaia, D. Schertzer, S. Ochoa-Rodriguez, P. Willems, A. Ichiba, L.-P. Wang, R. Pina, J. V. Assel, G. Bruni et al., “Fractal analysis of urban catchments and their representation in semi-distributed models: imperviousness and sewer system”, *Hydrology and Earth System Sciences* **21** (2017) 2361–2375.
- [18] R. Lopes and N. Betrouni, “Fractal and multifractal analysis: a review”, *Medical image analysis* **13** (2009) 634–649.
- [19] F. Landais, F. Schmidt and S. Lovejoy, “Multifractal topography of several planetary bodies in the solar system”, *Icarus* **319** (2019) 14–20.
- [20] S. Sanyal, A. Banerjee, S. Nag, U. Sarkar, S. Roy, R. Sengupta and D. Ghosh, “Tagore and neuroscience: A non-linear multifractal study to encapsulate the evolution of tagore songs over a century”, *Entertainment Computing* **37** (2021) 100367.
- [21] Y. Li, A. L. Vilela and H. E. Stanley, “The institutional characteristics of multifractal spectrum of china’s stock market”, *Physica A: Statistical Mechanics and its Applications* **550** (2020) 124129.
- [22] J. Wang and W. Shao, “Multifractal analysis with detrending weighted average algorithm of historical volatility”, *Fractals* **29** (2021) 2150193–114.
- [23] Z.-Q. Jiang, X.-L. Gao, W.-X. Zhou and H. E. Stanley, “Multifractal cross wavelet analysis”, *Fractals* **25** (2017) 1750054.
- [24] C. Wang, Z. X. Tan, Y. Ye, L. Wang, K. H. Cheong and N.-g. Xie, “A rumor spreading model based on information entropy”, *Scientific reports* **7** (2017) 1–14.
- [25] Y. Xue and Y. Deng, “Tsallis extropy”, *Communications in Statistics-Theory and Methods* (2021) 10.1080/03610926.2021.1921804.
- [26] K. H. Cheong, J. M. Koh and M. C. Jones, “Paradoxical survival: Examining the parrondo effect across biology”, *BioEssays* **41** (2019) 1900027.
- [27] X. Liu, W. Zhang, X. Gu and Z. Ye, “Probability distribution model of stress impact factor for corrosion pits of high-strength prestressing wires”, *Engineering Structures* **230** (2021) 111686.
- [28] W. Jiang, C. Huang and X. Deng, “A new probability transformation method based

- on a correlation coefficient of belief functions”, *International Journal of Intelligent Systems* **34** (2019) 1337–1347.
- [29] T. Senapati and R. R. Yager, “Fermatean fuzzy sets”, *Journal of Ambient Intelligence and Humanized Computing* **11** (2020) 663–674.
- [30] F. Kutlu Gündoğdu and C. Kahraman, “Spherical fuzzy sets and spherical fuzzy topos method”, *Journal of intelligent & fuzzy systems* **36** (2019) 337–352.
- [31] F. Xiao, “CaFtR: A fuzzy complex event processing method”, *International Journal of Fuzzy Systems* (2021) DOI: 10.1007/s40815–021–01118–6.
- [32] F. Xiao, “CEQD: A complex mass function to predict interference effects”, *IEEE Transactions on Cybernetics* (2021) DOI: 10.1109/TCYB.2020.3040770.
- [33] Y. Deng, “Information volume of mass function”, *International Journal of Computers Communications & Control* **15** (2020) 3983.
- [34] L. Zhou, H. Cui, H. Huang, B. Kang and J. Zhang, “Counter deception in belief functions using shapley value methodology”, *International Journal of Fuzzy Systems* (2021) DOI:10.1007/s40815–021–01139–1.
- [35] R. Yan, Z. Wu and Q. Han, “A short note on rough set over dual-universes”, *Journal of Experimental & Theoretical Artificial Intelligence* **30** (2018) 725–731.
- [36] J. C. R. Alcantud, F. Feng and R. R. Yager, “An n -soft set approach to rough sets”, *IEEE Transactions on Fuzzy Systems* **28** (2019) 2996–3007.
- [37] A. P. Dempster, “Upper and lower probabilities induced by a multivalued mapping”, *The annals of mathematical statistics* (1967) 325–339.
- [38] G. Shafer, *A mathematical theory of evidence*, volume 42 (Princeton university press, 1976).
- [39] D. Chen and H. Xie, “Fire safety evaluation for scenic spots: An evidential best-worst method”, *Journal of Mathematics* **2021** (2021) <https://doi.org/10.1155/2021/5592150>.
- [40] H. Wang, X. Deng, W. Jiang and J. Geng, “A new belief divergence measure for dempster–shafer theory based on belief and plausibility function and its application in multi-source data fusion”, *Engineering Applications of Artificial Intelligence* **97** (2021) 104030.
- [41] W. Jiang, “A correlation coefficient for belief functions”, *International Journal of Approximate Reasoning* **103** (2018) 94–106.
- [42] C. Qiang and Y. Deng, “A new correlation coefficient of mass function in evidence theory and its application in fault diagnosis.”, *Applied Intelligence* **21** (2021) 10.1007/s10489–021–02797–2.
- [43] F. Xiao, “Ced: A distance for complex mass functions”, *IEEE transactions on neural networks and learning systems* **32** (2020) 1525–1535.
- [44] D. Han, J. Dezert and Y. Yang, “Belief interval-based distance measures in the theory of belief functions”, *IEEE Transactions on Systems, Man, and Cybernetics: Systems* **48** (2016) 833–850.
- [45] Y. Xue and Y. Deng, “Interval-valued belief entropies for Dempster Shafer structures”, *Soft Computing* **25** (2021) 8063–8071.
- [46] M. Khalaj, R. Tavakkoli-Moghaddam, F. Khalaj and A. Siadat, “New definition of the cross entropy based on the dempster-shafer theory and its application in a decision-making process”, *Communications in Statistics-Theory and Methods* **49** (2020) 909–923.
- [47] X. Gao and Y. Deng, “Generating method of Pythagorean fuzzy sets from the negation of probability”, *Engineering Applications of Artificial Intelligence* **105** (2021) DOI: <https://doi.org/10.1016/j.engappai.2021.104403>.
- [48] H. Mao and Y. Deng, “Negation of BPA: a belief interval approach and its application

- in medical pattern recognition”, *Applied Intelligence* (2021) 10.1007/s10489-021-02641-7.
- [49] L. Xiong, X. Su and H. Qian, “Conflicting evidence combination from the perspective of networks”, *Information Sciences* **580** (2021) 408–418.
- [50] L. Huang, Z. Liu, Q. Pan and J. Dezert, “Evidential combination of augmented multi-source of information based on domain adaptation”, *Science China Information Sciences* **63** (2020) 1–14.
- [51] Y. Song, J. Zhu, L. Lei and X. Wang, “Self-adaptive combination method for temporal evidence based on negotiation strategy”, *Science China Information Sciences* **63** (2020) 1–13.
- [52] L. Chen, Y. Deng and K. H. Cheong, “Probability transformation of mass function: A weighted network method based on the ordered visibility graph”, *Engineering Applications of Artificial Intelligence* **105** (2021) 104438.
- [53] C. Huang, X. Mi and B. Kang, “Basic probability assignment to probability distribution function based on the shapley value approach”, *International Journal of Intelligent Systems* **36** (2021) 4210–4236.
- [54] D. Harte, *Multifractals: theory and applications* (Chapman and Hall/CRC, 2001).
- [55] S. Babajanyan, A. Allahverdyan and K. H. Cheong, “Energy and entropy: Path from game theory to statistical mechanics”, *Physical Review Research* **2** (2020) 043055.
- [56] Y. Song and Y. Deng, “Entropic explanation of power set”, *International Journal of Computers Communications & Control* **16** (2021) 4413.
- [57] T. Van Erven and P. Harremoës, “Rényi divergence and kullback-leibler divergence”, *IEEE Transactions on Information Theory* **60** (2014) 3797–3820.
- [58] N. Lassance and F. Vrins, “Minimum rényi entropy portfolios”, *Annals of Operations Research* **299** (2021) 23–46.
- [59] S. Duan, T. Wen and W. Jiang, “A new information dimension of complex network based on rényi entropy”, *Physica A: Statistical Mechanics and its Applications* **516** (2019) 529–542.
- [60] Y. Deng, “Uncertainty measure in evidence theory”, *Science China Information Sciences* **63** (2020) 1–19.
- [61] H. Liao, Z. Ren and R. Fang, “A deng-entropy-based evidential reasoning approach for multi-expert multi-criterion decision-making with uncertainty”, *International Journal of Computational Intelligence Systems* **13** (2020) 1281–1294.
- [62] F. Buono and M. Longobardi, “A dual measure of uncertainty: The deng extropy”, *Entropy* **22**.
- [63] M. R. Kazemi, S. Tahmasebi, F. Buono and M. Longobardi, “Fractional deng entropy and extropy and some applications”, *Entropy* **23** (2021) 623.