

# Rovibrational structure of the Ytterbium monohydroxide molecule and the $\mathcal{P}, \mathcal{T}$ -violation searches

Anna Zakharova,<sup>1,2, a)</sup> Igor Kurchavov,<sup>2, b)</sup> and Alexander Petrov<sup>1,2, c)</sup>

<sup>1)</sup>*St. Petersburg State University, St. Petersburg, 7/9 Universitetskaya nab., 199034, Russia*

<sup>2)</sup>*Petersburg Nuclear Physics Institute named by B.P. Konstantinov of National Research Centre "Kurchatov Institute", Gatchina, 1, mkr. Orlova roshcha, 188300, Russia*

(Dated: 12 October 2021)

The spectrum of triatomic molecules with close rovibrational opposite parity levels is sensitive to the  $\mathcal{P}, \mathcal{T}$ -odd effects. This makes them a convenient platform for the experimental search of a new physics. Among the promising candidates one may distinguish the YbOH as a non-radioactive compound with a heavy atom. The energy gap between levels of opposite parity,  $l$ -doubling, is of a great interest as it determines the electric field strength required for the full polarization of the molecule. Likewise, the influence of the bending and stretching modes on the sensitivities to the  $\mathcal{P}, \mathcal{T}$ -violation requires a thorough investigation since the measurement would be performed on the excited vibrational states. This motivates us to obtain the rovibrational nuclear wavefunctions, taking into account the anharmonicity of the potential. As a result, we get the values of the  $E_{\text{eff}}$  and  $E_s$  for the lowest excited vibrational state and determine the  $l$ -doubling

## I. INTRODUCTION

The violation of the charge conjugation ( $\mathcal{C}$ ), spatial reflection ( $\mathcal{P}$ ), and time reversal ( $\mathcal{T}$ ) symmetries is the striking feature of the Standard model (SM)<sup>1–3</sup>. The sources of the charge-parity ( $\mathcal{CP}$ ) nonconservation in the SM are Cabibbo-Kobayashi-Maskawa (CKM)<sup>4,5</sup> and Pontecorvo–Maki–Nakagawa–Sakata (PMNS) matrices<sup>6,7</sup>, and, possibly, the  $\theta$  term of the strong interaction<sup>8,9</sup>. One of the  $\mathcal{CPT}$  theorem consequences is that nonconservation of  $\mathcal{CP}$  is equal to the violation of  $\mathcal{T}$ -symmetry.

One of the possible manifestation of the  $\mathcal{CP}$ -nonconservation is the electron electric dipole moment (eEDM). In the Standard model the eEDM appears only in the multiloop processes with a high order of the weak coupling constant and, thus, the predicted value is very small. On the other hand, some models of the physics beyond the Standard Model (SM) forecast new  $\mathcal{CP}$ -violation sources that can lead to the significant increase of the eEDM<sup>10–13</sup>. The presence of the particle superpartners in the Supersymmetry theory (SUSY) would provide new  $\mathcal{P}, \mathcal{T}$ -violation sources. Besides, the fluctuations of the  $\theta$  parameter, the axion, in the Peccei–Quinn theory may result in the  $\mathcal{CP}$ -violating processes. Furthermore, the matter-antimatter ratio in the observable universe<sup>14,15</sup> may imply new sources of the charge-parity violation.

The high precision molecular experiments provide a powerful way to investigate the  $\mathcal{CP}$ -violating physics<sup>16,17</sup>.

As for now, the best experimental bound on the eEDM was obtained for diatomic molecules with closely

spaced  $\Omega$ -doublets such as ThO<sup>17–22</sup> and HfF<sup>+23,24</sup>. These experiments also put constraints on the scalar-pseudoscalar nucleon-electron interaction<sup>11,25,26</sup>. Experiments for searching other  $\mathcal{P}, \mathcal{T}$  odd effects, including nuclear magnetic quadrupole moment<sup>27–30</sup> and axion mediated interactions<sup>31,32</sup> are planned.

The vibrational modes of the polyatomic molecules create unique spectral characteristics not possessed by diatomic molecules. For instance, the triatomic species can simultaneously allow laser-cooling<sup>33</sup> and possess levels with opposite parity, the so-called  $l$ -doublets<sup>34,35</sup>.

The levels of opposite parities constituting the  $l$ -doublet are mixed when the external electric field applied so that the molecule becomes polarized. The  $\mathcal{P}, \mathcal{T}$ -violation is manifested in the energy splitting,  $\Delta E_{\mathcal{P}, \mathcal{T}}$ , between the levels with opposite values  $\pm M$  of total angular momentum projection on the electric field axis.

If the electron has EDM  $d_e$  and is affected by the scalar-pseudoscalar interaction with nuclei characterized by the coupling constant  $k_s$ , these  $\mathcal{P}, \mathcal{T}$ -odd effects can be estimated from the maximum splitting between levels with opposite values of  $M$  given by,

$$\Delta E_{\mathcal{P}, \mathcal{T}} = 2E_{\text{eff}}d_e + 2E_s k_s, \quad (1)$$

The parameters  $E_{\text{eff}}$  and  $E_s$  are determined by the molecular electronic structure<sup>36–38</sup>.

The laser-cooling in one dimension was achieved for alkaline earth metal monohydroxides such as SrOH<sup>39</sup> and, recently, the YbOH<sup>40,41</sup>. The latter is considered a promising candidate for the future experiments searching eEDM<sup>34</sup>.

The sensitivity of the YbOH molecule to the eEDM was previously computed in<sup>42</sup> within the relativistic coupled cluster method. However, the vibrational motion, including the bending modes, of excited vibrational states may influence the value of this parameter. In<sup>43</sup>  $E_{\text{eff}}$  was studied for different nonlinear configurations and strong dependence on the bending angle already at

<sup>a)</sup>Electronic mail: zakharova.annet@gmail.com

<sup>b)</sup>Electronic mail: igorkurchavov58@gmail.com

<sup>c)</sup>Electronic mail: petrov\_an@pnpi.nrcki.ru

Dirac-Hartree-Fock (DHF) level was stressed. This claim is inconsistent with the results of  $\text{of}^{44}$  that used the complex generalized Hartree-Fock and Kohn-Sham methods within zeroth-order regular approximation and also has given the harmonic estimate for  $E_{\text{eff}}$  at the  $v = 1$  vibrational level.

Previously we obtained the rovibrational wavefunctions for the molecule  $\text{RaOH}^{45}$ . This allowed us not only to compute the  $E_{\text{eff}}$  and  $E_s$  parameters for the first vibrational levels but also to obtain the value of the  $l$ -doubling that determines the external electric field required for the complete polarization of the molecule. In this paper, we apply the techniques we developed to perform a similar analysis for the  $\text{YbOH}$  molecule.

## II. METHODS

We assume that the wavefunction of the molecule can approximately be factorized into the nuclear and electronic parts,

$$\Psi_{\text{total}} \simeq \Psi_{\text{nuc}}(Q)\psi_{\text{elec}}(Q|q), \quad (2)$$

where  $Q$  denotes generalized coordinates of the nuclei and  $q$  - generalized coordinates of the electrons. Within the Born-Oppenheimer approximation the electronic part  $\psi_{\text{elec}}(Q|q)$  is the solution of the Dirac-Coulomb equation for the electrons in the field of the nuclei fixed at coordinates  $Q$ . To describe the configuration of the triatomic molecule we choose  $Q$  as the Jacobi coordinates represented in Fig. 1:  $\hat{r}$  and  $\hat{R}$  are unit vectors directed along the OH axis and Yb - OH center of mass (c.m.) axis respectively,  $\theta$  is the angle between above axes,  $R$  is the distance between Yb and the c.m. of OH. As the frequency of OH vibrational mode is about one order of magnitude larger than other vibrational frequencies in  $\text{YbOH}$ , we fix OH ligand stretch at the equilibrium distance  $r = 1.832 \text{ a.u.}^{46}$ .

The nuclear part of the wavefunction  $\Psi_{\text{nuc}}$  satisfies the Schrödinger equation,

$$\hat{H}_{\text{nuc}}\Psi_{\text{nuc}}(R, \hat{R}, \hat{r}) = E\Psi_{\text{nuc}}(R, \hat{R}, \hat{r}). \quad (3)$$

The nuclear Hamiltonian takes the form,

$$\hat{H}_{\text{nuc}} = -\frac{1}{2\mu} \frac{\partial^2}{\partial R^2} + \frac{\hat{L}^2}{2\mu R^2} + \frac{\hat{j}^2}{2\mu_{\text{OH}} r^2} + V(R, \theta), \quad (4)$$

where  $\mu$  is the the  $\text{Yb} - \text{OH}$  reduced mass,  $\mu_{\text{OH}}$  is the the OH ligand reduced mass,  $\hat{L}$  is the angular momentum of the Yb-OH system rotation around its c.m.,  $\hat{j}$  is the ligand angular momentum, and  $V(R, \theta)$  is the effective adiabatic potential obtained from the electronic structure calculations.

The sensitivity of the spectrum to the  $\mathcal{P}$ ,  $\mathcal{T}$ -odd interactions for the fixed configurations can be described by the parameters,

$$E_{\text{eff}}(R, \theta) = \frac{\langle \psi_{\text{elec}}(R, \theta) | \hat{H}_d | \psi_{\text{elec}}(R, \theta) \rangle}{d_e \text{sign}(\Omega)}, \quad (5)$$

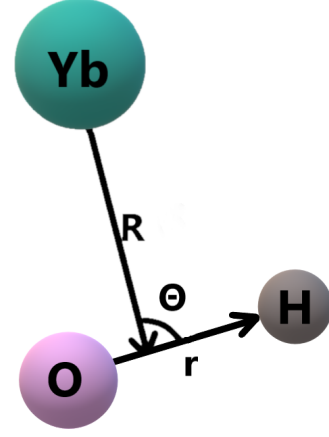


FIG. 1. Jacobi coordinates

$$E_s(R, \theta) = \frac{\langle \psi_{\text{elec}}(R, \theta) | \hat{H}_s | \psi_{\text{elec}}(R, \theta) \rangle}{k_s \text{sign}(\Omega)}, \quad (6)$$

that can be understood as the expectation values for the eEDM and scalar-pseudoscalar nucleon-electron interaction terms in the  $\mathcal{P}$ ,  $\mathcal{T}$ -odd interaction Hamiltonian

$$\hat{H}_{\mathcal{PT}} = \hat{H}_d + \hat{H}_s, \quad (7)$$

$$\hat{H}_d = 2d_e \sum_i \begin{pmatrix} 0 & 0 \\ 0 & \sigma_i \mathbf{E}_i \end{pmatrix}, \quad (8)$$

$$\hat{H}_s = ik_s \frac{G_F}{\sqrt{2}} \sum_{j=1}^{N_{\text{elec}}} \sum_{I=1}^{N_{\text{nuc}}} \rho_I(\vec{r}_j) Z_I \gamma^0 \gamma^5, \quad (9)$$

where  $\rho_I$  is the normalized charge density of the  $I$ -th nucleon,  $G_F$  is Fermi constant,  $\sigma$  are Pauli matrices,  $\mathbf{E}_i$  is the internal molecular electric field that acts on  $i$ th electron.

For the total molecular wavefunction (2) these parameters should be averaged over the nuclear wavefunction,

$$E_{\text{eff},s} = \int dR d\hat{R} d\hat{r} |\Psi_{\text{nuc}}(R, \hat{R}, \hat{r})|^2 E_{\text{eff},s}(R, \theta). \quad (10)$$

The Ytterbium atom was described by a 28-electron generalized relativistic effective core potential (GRECP)<sup>47-49</sup> and a 42-valence electron basis set developed by the PNPI Quantum Chemistry Laboratory<sup>50</sup>. The cc-pVTZ basis was used for H and O atoms. The calculations were performed on a grid of Jacobi coordinates. The  $R$  coordinate ranges from  $2.6 \text{ a.u.}$  to  $4.3 \text{ a.u.}$  with step  $0.1 \text{ a.u.}$  The  $\theta$  angle values are  $0^\circ, 5^\circ, 10^\circ, 15^\circ, 20^\circ, 25^\circ, 57^\circ, 90^\circ, 122^\circ, 155^\circ$  and  $180^\circ$ . Extra points near the equilibrium were added to better describe the region most relevant for the lowest vibrational levels.

The molecular two-component pseudospinors were obtained using the Hartree-Fock self-consistent field (SCF)

method implemented in the Dirac 19 software<sup>51</sup>. The pseudospinors are smoothed in the inner core region, so that the electronic density in this region is not correct. The operators in eqs. (8,9) are heavily concentrated near the nucleus and are therefore strongly affected by the wave function in the inner region. The four-component molecular spinors must therefore be restored in the inner region of Yb. The MOLGEP program was used to apply the method of one-center restoration of the correct four-component spinors in the core region with help of the equivalent basis sets<sup>37,52,53</sup>. The matrix elements of  $\hat{H}_d$  and  $\hat{H}_s$  were computed in the basis of the restored spinors  $\psi_i$ .

Restoration of the basis begins with the creation of an equivalent basis set of atomic (one-center) four-component spinors:

$$\left\{ \begin{pmatrix} f_{nlj}(r)\chi_{ljm} \\ g_{nlj}(r)\chi_{l'jm} \end{pmatrix} \right\}, \quad (11)$$

and two-component pseudospinors  $\left\{ \tilde{f}_{nlj}(r)\chi_{ljm} \right\}$ . Here  $f$  - large component,  $g$  - small component,  $\chi$  - spin-angular part,  $n$  - principal quantum number,  $j$  and  $m$  - total electronic moment and his projection in internuclear axis,  $l$  and  $l'$  - orbital moment, and  $l' = 2j - l$ .

For the numerical four-component and two-component atom calculations, the HFD and HFJ/GRECP programs were used to create two equivalent basis sets for reconstruction. Molecular pseudo-orbitals then decompose in the basis of two-component single-center atomic pseudospinors,

$$\tilde{\phi}_i(\mathbf{r}) \approx \sum_{l=0}^{L_{\max}} \sum_{j=|l-1/2|}^{|l+1/2|} \sum_{nm} c_{nljm}^i \tilde{f}_{nlj}(r)\chi_{ljm}. \quad (12)$$

Then two-component pseudospinors are replaced by equivalent four-component spinors:

$$\phi_i(\mathbf{r}) \approx \sum_{l=0}^{L_{\max}} \sum_{j=|l-1/2|}^{|l+1/2|} \sum_{nm} c_{nljm}^i \begin{pmatrix} f_{nlj}(r)\chi_{ljm} \\ g_{nlj}(r)\chi_{l'jm} \end{pmatrix}. \quad (13)$$

Molecular four-component spinors constructed in this way are orthogonal to the core spinor Yb, since atomic basis functions in the equation were calculated for frozen inner core electrons. For the current calculation we put  $L_{\max} = 3$ , what is enough for accurate calculation of  $E_{\text{eff}}$  and  $E_s$ <sup>52</sup>.

For the correlation computations we have chosen the active space with 30 frozen electrons and 21 active ones. The relativistic coupled cluster method with single, double and perturbative triple excitations (CCSD (T)) implemented in Dirac 19 RELCCSD module was used to compute the points of the potential surface on the grid defined above. Then the function  $V(R, \theta)$  was constructed by the bicubic interpolation Fig. 2.

The obtained adiabatic potential was used for numerical computations of the nuclear wavefunctions based on

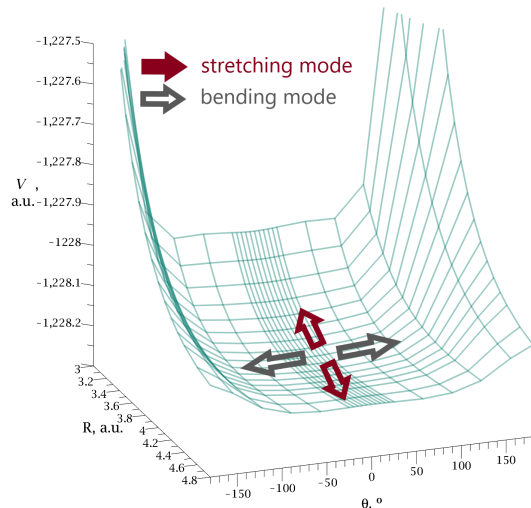


FIG. 2. Potential surface  $V(R, \theta)$

the close-coupled equations<sup>54</sup> obtained as a decomposition of (3) in terms of the eigenfunctions of the molecular and ligand angular momenta. For the details of our approach we refer the reader to our previous work<sup>45</sup>. This way we take into account the anharmonicities of the potential and interaction between the rotational and vibrational degrees of freedom without resorting to the perturbative techniques.

For the property calculations of the linear configuration we get the one-electron density matrix  $\rho_{ij}^{(1)}$  at CCSD level with help of the MRCC program suite<sup>55</sup>. The density matrix is then contracted with  $E_{\text{eff}}$  and  $E_s$  matrix elements to obtain the values of the correlation corrections for the linear configurations,

$$E_{\text{eff},s}(R, \theta) = \frac{1}{N_{\text{elec}}} \sum_{i,j=1}^{N_{\text{orb}}} \rho_{ij}^{(1)} \frac{\langle \psi_i | \hat{H}_{d,s} | \psi_j \rangle}{d_e \text{sign}(\Omega)}. \quad (14)$$

Regretfully, the Dirac-MRCC interface works only for the symmetry groups with real representations (such as  $C_{2v}$ ) but not with ones with complex representations (such as  $C_s$ ) of the nonlinear molecules. Therefore the CCSD correction was obtained only for the linear configurations and are depicted on Fig. 4. Since these corrections constitute only about 1% of the SCF values near minimum reaching 6% far from equilibrium point, we assumed that, as a first approximation, it is reasonable to approximate the CCSD correction for the nonlinear molecule by the result computed for the linear molecule:

$$E_{\text{eff},s}^{(\text{total},I)}(R, \theta) = E_{\text{eff},s}^{(\text{ccsd})}(R, 0^\circ) + \left( E_{\text{eff},s}^{(\text{scf})}(R, \theta) - E_{\text{eff},s}^{(\text{scf})}(R, 0^\circ) \right). \quad (15)$$

In other words, the dependence of  $E_{\text{eff},s}(R, \theta)$  on  $\theta$  was calculated at SCF level. To test the validity of

TABLE I. Rovibrational spectrum parameters

	Computation	Experiment <sup>a</sup>
Stretching mode $\nu_1$	$550\text{cm}^{-1}$	$529.341(1)\text{cm}^{-1}$ , <sup>57</sup>
Bending mode $\nu_2$	$319\text{cm}^{-1}$	$339(5)\text{cm}^{-1}$ , <sup>57</sup>
Rotational constant $B$	$0.2461\text{cm}^{-1}$	$0.245434(13)\text{cm}^{-1}$ , <sup>57</sup> $0.2451163(10)\text{cm}^{-1}$ , <sup>58</sup>
$l$ -doubling $\Delta E_{J=1} = 2q$	26MHz	

<sup>a</sup> The number in parenthesis denotes  $2\sigma$  deviation

our approximation, we made a finite field computation of  $E_{\text{eff},s}$  by CCSD method for the near equilibrium value of  $R = 3.9$  a.u. and different angles. Because this computation is very expensive we were able to obtain the values only for the single value of  $R$ .

### III. RESULTS AND DISCUSSION

The spectrum of the nuclear wavefunctions  $\Psi_{\text{nuc}}$  is characterized by the parameters we present in the Table I. The agreement between the computed and the experimental values of frequencies is rather good.

Our  $l$ -doubling value is consistent with an estimate<sup>56</sup>,

$$q \simeq \frac{B^2}{\nu_2} \left( 1 + 4 \frac{\zeta_{21}^2 \nu_2^2}{\nu_1^2 - \nu_2^2} \right) (v + 1). \quad (16)$$

Comparing with our results, we can find Coriolis coefficient,  $\zeta_{21} = 0.265$ . The value of  $l$ -doubling for YbOH is greater than our result for RaOH molecule,  $\Delta E_{J=1} = 2q = 14.5$  MHz<sup>45</sup> as expected from the smaller momentum of inertia of the YbOH molecule.

The dependence of the  $E_{\text{eff},s}$  on the bending and stretching is depicted on the Fig. 3. As with RaOH<sup>45</sup> we do not confirm the oscillatory behavior claimed in<sup>43</sup>.

As described in previous section, the full dependence of  $E_{\text{eff},s}(R, \theta)$  on  $\theta$  was calculated at SCF level. The finite field computation was performed only for the single value of  $R = 3.9$  a.u.. In the Table II we compare the deviations from the equilibrium value of  $E_{\text{eff}}(\theta) - E_{\text{eff}}(0^\circ)$  for the SCF and correlation corrections results. The changes of the correlation correction happen to be of the same magnitude as the changes of the SCF values. The deviation becomes significant for large bending angles and, while this does not affect the average values on the rovibrational levels considered, it may become important for the higher excited levels. The similar analysis was made for the  $E_s$  values in the Table III. Unlike SCF values the correlation correction for  $E_s$  have a different angular dependence from  $E_{\text{eff}}$ .

To take the angular dependence of the correlation correction  $\Delta E_{\text{eff},s}^{(\text{corr})}$  into account using the available data we

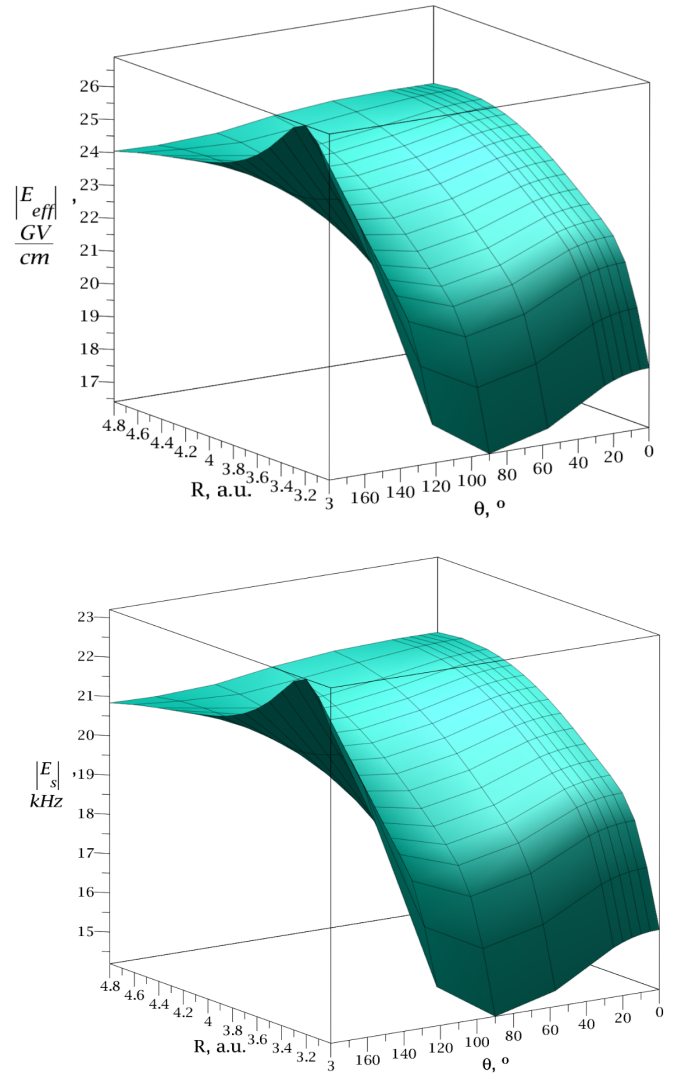


FIG. 3. SCF  $\mathcal{P}, \mathcal{T}$ -odd parameters for nonlinear configurations of YbOH

use the following approximation,

$$\begin{aligned} E_{\text{eff},s}^{(\text{total}, II)}(R, \theta) &= E_{\text{eff},s}^{(\text{ccsd})}(R, 0^\circ) + \\ &+ \left( E_{\text{eff},s}^{(\text{scf})}(R, \theta) - E_{\text{eff},s}^{(\text{scf})}(R, 0^\circ) \right) \\ &+ \left( E_{\text{eff},s}^{(\text{ccsd})}(3.9 \text{ a.u.}, \theta) - E_{\text{eff},s}^{(\text{scf})}(3.9 \text{ a.u.}, \theta) \right) \\ &- \left( E_{\text{eff},s}^{(\text{ccsd})}(3.9 \text{ a.u.}, 0^\circ) - E_{\text{eff},s}^{(\text{scf})}(3.9 \text{ a.u.}, 0^\circ) \right). \quad (17) \end{aligned}$$

We summarize the results for the  $\mathcal{P}, \mathcal{T}$ -odd parameters and confront them with the preceding work in the Table IV. The sensitivities to  $\mathcal{P}, \mathcal{T}$ -odd effects is more than two times smaller than for the RaOH molecule<sup>45</sup>. Our results are in concordance with the previous estimates for the fixed geometries. While for the lower levels vibrations do not strongly affect the  $E_{\text{eff}}$  and  $E_s$  parameters, for higher levels it may become significant.

TABLE II. The deviations of  $E_{\text{eff}}$  for  $R = 3.9$  a.u. from the equilibrium values in the finite field approach

Angle	SCF, GV/cm	CCSD correction, GV/cm
5°	-0.006	0.003
10°	-0.025	-0.024
15°	-0.055	-0.066
20°	-0.096	-0.117
25°	-0.149	-0.173
57°	-0.629	-0.209
90°	-0.923	-0.722
122°	-0.773	-5.138

TABLE III. The deviations of  $E_s$  for  $R = 3.9$  a.u. from the equilibrium values in the finite field approach

Angle	SCF, GV/cm	CCSD correction, GV/cm
5°	-0.006	0.001
10°	-0.022	0.002
15°	-0.049	0.005
20°	-0.086	0.008
25°	-0.132	0.010
57°	-0.557	-0.030
90°	-0.816	-0.297
122°	-0.685	-0.658

## ACKNOWLEDGMENTS

The work is supported by the Russian Science Foundation grant No. 18-12-00227.

## AUTHOR DECLARATIONS

### Conflict of interest

The authors have no conflicts to disclose.

TABLE IV. Sensitivities to the  $\mathcal{P}$ ,  $\mathcal{T}$ -odd effects for YbOH

	$E_{\text{eff}}$ , GV/cm	$E_s$ , $kHz$
Equilibrium geometry	23.875	20.659
Angular dependence as in (15)		
$v = 0$ state	23.810	20.602
$v = 1$ state	23.740	20.540
Angular dependence as in (17)		
$v = 0$ state	23.716	20.608
$v = 1$ state	23.576	20.548
Ref. 42 FSCE+Gaunt	23.37	
Ref. 43 QZ CCSD	23.80	
Ref. 44 cGHF	23.57	20.60
Ref. 44 cGKS <sup>a</sup>	17.48	15.25

<sup>a</sup> For the value of  $\Omega = 0.495$ .

## AVAILABILITY OF DATA

The data that support the findings of this study are available from the corresponding author upon reasonable request.

- <sup>1</sup>I. B. Khriplovich and S. K. Lamoreaux, *CP violation without strangeness: electric dipole moments of particles, atoms, and molecules* (Springer Science & Business Media, 2012).
- <sup>2</sup>M. D. Schwartz, *Quantum field theory and the standard model* (Cambridge University Press, 2014).
- <sup>3</sup>Particle Data Group, P. Zyla, R. Barnett, J. Beringer, O. Dahl, D. Dwyer, D. Groom, C.-J. Lin, K. Lugovsky, E. Pianori, *et al.*, “Review of particle physics,” *Progress of Theoretical and Experimental Physics* **2020**, 083C01 (2020).
- <sup>4</sup>N. Cabibbo, “Unitary Symmetry and Leptonic Decays,” *Phys. Rev. Lett.* **10**, 531–533 (1963).
- <sup>5</sup>M. Kobayashi and T. Maskawa, “CP Violation in the Renormalizable Theory of Weak Interaction,” *Prog. Theor. Phys.* **49**, 652–657 (1973).
- <sup>6</sup>B. Pontecorvo, “Inverse beta processes and nonconservation of lepton charge,” *Zh. Eksp. Teor. Fiz.* **34**, 247 (1957).
- <sup>7</sup>Z. Maki, M. Nakagawa, and S. Sakata, “Remarks on the unified model of elementary particles,” *Prog. Theor. Phys.* **28**, 870–880 (1962).
- <sup>8</sup>H.-Y. Cheng, “The strong CP problem revisited,” *Physics Reports* **158**, 1–89 (1988).
- <sup>9</sup>J. E. Kim and G. Carosi, “Axions and the Strong CP Problem,” *Rev. Mod. Phys.* **82**, 557–602 (2010), [Erratum: *Rev. Mod. Phys.* **91**, 049902 (2019)], arXiv:0807.3125 [hep-ph].
- <sup>10</sup>T. FUKUYAMA, “SEARCHING FOR NEW PHYSICS BEYOND THE STANDARD MODEL IN ELECTRIC DIPOLE MOMENT,” *International Journal of Modern Physics A* **27**, 1230015 (2012).
- <sup>11</sup>M. Pospelov and A. Ritz, “CKM benchmarks for electron electric dipole moment experiments,” *Phys. Rev. D* **89**, 056006 (2014), arXiv:1311.5537 [hep-ph].
- <sup>12</sup>Y. Yamaguchi and N. Yamanaka, “Large long-distance contributions to the electric dipole moments of charged leptons in the standard model,” *Phys. Rev. Lett.* **125**, 241802 (2020), arXiv:2003.08195 [hep-ph].
- <sup>13</sup>Y. Yamaguchi and N. Yamanaka, “Quark level and hadronic contributions to the electric dipole moment of charged leptons in the standard model,” *Phys. Rev. D* **103**, 013001 (2021), arXiv:2006.00281 [hep-ph].
- <sup>14</sup>M. Dine and A. Kusenko, “The Origin of the matter - antimatter asymmetry,” *Rev. Mod. Phys.* **76**, 1 (2003), arXiv:hep-ph/0303065.
- <sup>15</sup>A. D. Sakharov, “Violation of CP Invariance, C Asymmetry, and Baryon Asymmetry of the Universe,” *JETP Lett.* **5**, 27–30 (1967).
- <sup>16</sup>J. Baron, W. C. Campbell, D. DeMille, J. M. Doyle, G. Gabrielse, Y. V. Gurevich, P. W. Hess, N. R. Hutzler, E. Kirilov, I. Kozyryev, *et al.*, “Order of magnitude smaller limit on the electric dipole moment of the electron,” *Science* **343**, 269–272 (2014).
- <sup>17</sup>V. Andreev, D. Ang, D. DeMille, J. Doyle, G. Gabrielse, J. Haefner, N. Hutzler, Z. Lasner, C. Meisenhelder, B. O’Leary, *et al.*, “Improved limit on the electric dipole moment of the electron,” *Nature* **562**, 355–360 (2018).
- <sup>18</sup>D. DeMille, F. B. an S. Bickman, D. Kawall, L. Hunter, D. Krause, Jr, S. Maxwell, and K. Ulmer, “Search for the electric dipole moment of the electron using metastable PbO,” *AIP Conf. Proc.* **596**, 72 (2001).
- <sup>19</sup>A. Petrov, L. Skripnikov, A. Titov, N. R. Hutzler, P. Hess, B. O’Leary, B. Spaun, D. DeMille, G. Gabrielse, and J. M. Doyle, “Zeeman interaction in ThO  $H^3\Delta_1$  for the electron electric-dipole-moment search,” *Physical Review A* **89**, 062505 (2014).

- <sup>20</sup>A. C. Vutha, W. C. Campbell, Y. V. Gurevich, N. R. Hutzler, M. Parsons, D. Patterson, E. Petrik, B. Spaun, J. M. Doyle, G. Gabrielse, and D. DeMille, "Search for the electric dipole moment of the electron with thorium monoxide," **43**, 074007 (2010).
- <sup>21</sup>A. N. Petrov, "ac Stark effect in ThO  $H^3\Delta_1$  for the electron electric-dipole-moment search," *Phys. Rev. A* **91**, 062509 (2015).
- <sup>22</sup>A. N. Petrov, "Rabi frequency of the  $H^3\Delta_1$  to  $C^1\Pi$  transition in ThO: Influence of interaction with electric and magnetic fields," *Phys. Rev. A* **95**, 062501 (2017).
- <sup>23</sup>W. B. Cairncross, D. N. Gresh, M. Grau, K. C. Cossel, T. S. Roussy, Y. Ni, Y. Zhou, J. Ye, and E. A. Cornell, "Precision measurement of the electron's electric dipole moment using trapped molecular ions," *Phys. Rev. Lett.* **119**, 153001 (2017).
- <sup>24</sup>A. N. Petrov, "Systematic effects in the HfF<sup>+</sup>-ion experiment to search for the electron electric dipole moment," *Phys. Rev. A* **97**, 052504 (2018).
- <sup>25</sup>J. Ginges and V. V. Flambaum, "Violations of fundamental symmetries in atoms and tests of unification theories of elementary particles," *Physics Reports* **397**, 63–154 (2004).
- <sup>26</sup>D. V. Chubukov, L. V. Skripnikov, and L. N. Labzowsky, "On the Search for the Electric Dipole Moment of the Electron: P-, T-Odd Faraday Effect on a PbF Molecular Beam," *JETP Lett.* **110**, 382–386 (2019).
- <sup>27</sup>V. V. Flambaum, D. DeMille, and M. G. Kozlov, "Time-reversal symmetry violation in molecules induced by nuclear magnetic quadrupole moments," *Phys. Rev. Lett.* **113**, 103003 (2014).
- <sup>28</sup>A. N. Petrov, L. V. Skripnikov, and A. V. Titov, "Zeeman interaction in the  $^3\Delta_1$  state of HfF<sup>+</sup> to search for the electron electric dipole moment," *Phys. Rev. A* **96**, 022508 (2017).
- <sup>29</sup>I. P. Kurchavov and A. N. Petrov, "Calculation of the energy-level structure of the HfF<sup>+</sup> cation to search for parity-nonconservation effects," *Phys. Rev. A* **102**, 032805 (2020).
- <sup>30</sup>D. E. Maison, L. V. Skripnikov, and V. V. Flambaum, "Theoretical study of  $^{173}\text{YbOH}$  to search for the nuclear magnetic quadrupole moment," *Physical Review A* **100**, 032514 (2019).
- <sup>31</sup>D. E. Maison, V. V. Flambaum, N. R. Hutzler, and L. V. Skripnikov, "Electronic structure of the ytterbium monohydroxide molecule to search for axionlike particles," *Phys. Rev. A* **103**, 022813 (2021), arXiv:2010.11669 [physics.atom-ph].
- <sup>32</sup>D. Maison, L. Skripnikov, A. Oleynichenko, and A. Zaitsevskii, "Axion-mediated electron-electron interaction in ytterbium monohydroxide molecule," *The Journal of Chemical Physics* **154**, 224303 (2021).
- <sup>33</sup>T. A. Isaev, A. V. Zaitsevskii, and E. Eliav, "Laser-coolable polyatomic molecules with heavy nuclei," *Journal of Physics B: Atomic, Molecular and Optical Physics* **50**, 225101 (2017).
- <sup>34</sup>I. Kozyryev and N. R. Hutzler, "Precision measurement of time-reversal symmetry violation with laser-cooled polyatomic molecules," *Phys. Rev. Lett.* **119**, 133002 (2017).
- <sup>35</sup>N. R. Hutzler, "Polyatomic molecules as quantum sensors for fundamental physics," *Quantum Science and Technology* **5**, 044011 (2020).
- <sup>36</sup>M. G. Kozlov and L. N. Labzowsky, "Parity violation effects in diatomics," *Journal of Physics B: Atomic, Molecular and Optical Physics* **28**, 1933 (1995).
- <sup>37</sup>A. Titov, N. Mosyagin, A. Petrov, T. Isaev, and D. DeMille, "P, t-parity violation effects in polar heavy-atom molecules," in *Recent Advances in the Theory of Chemical and Physical Systems* (Springer, 2006) pp. 253–283.
- <sup>38</sup>M. S. Safronova, D. Budker, D. DeMille, D. F. J. Kimball, A. Derevianko, and C. W. Clark, "Search for New Physics with Atoms and Molecules," *Rev. Mod. Phys.* **90**, 025008 (2018), arXiv:1710.01833 [physics.atom-ph].
- <sup>39</sup>I. Kozyryev, L. Baum, K. Matsuda, B. L. Augenbraun, L. Anderegg, A. P. Sedlack, and J. M. Doyle, "Sisyphus laser cooling of a polyatomic molecule," *Physical review letters* **118**, 173201 (2017).
- <sup>40</sup>T. C. Steimle, C. Linton, E. T. Mengesha, X. Bai, and A. T. Le, "Field-free, Stark, and Zeeman spectroscopy of the  $\tilde{A}^2\Pi_{1/2} - \tilde{X}^2\Sigma^+$  transition of ytterbium monohydroxide," *Physical Review A* **100**, 052509 (2019).
- <sup>41</sup>B. L. Augenbraun, Z. D. Lasner, A. Frenett, H. Sawaoka, C. Miller, T. C. Steimle, and J. M. Doyle, "Laser-cooled polyatomic molecules for improved electron electric dipole moment searches," *New Journal of Physics* **22**, 022003 (2020).
- <sup>42</sup>M. Denis, P. A. Haase, R. G. Timmermans, E. Eliav, N. R. Hutzler, and A. Borschevsky, "Enhancement factor for the electric dipole moment of the electron in the BaOH and YbOH molecules," *Physical Review A* **99**, 042512 (2019).
- <sup>43</sup>V. Prasanna, N. Shitara, A. Sakurai, M. Abe, and B. Das, "Enhanced sensitivity of the electron electric dipole moment from YbOH: The role of theory," *Physical Review A* **99**, 062502 (2019).
- <sup>44</sup>K. Gaul and R. Berger, "Ab initio study of parity and time-reversal violation in laser-coolable triatomic molecules," *Physical Review A* **101**, 012508 (2020).
- <sup>45</sup>A. Zakharova and A. Petrov, " $\mathcal{P}, \mathcal{T}$ -odd effects for the RaOH molecule in the excited vibrational state," *Phys. Rev. A* **103**, 032819 (2021), arXiv:2012.08427 [physics.atom-ph].
- <sup>46</sup>K. P. Huber and G. Herzberg, *Constants of Diatomic Molecules* (Van Nostrand-Reinhold, New York, 1979).
- <sup>47</sup>A. Titov and N. Mosyagin, "Generalized relativistic effective core potential: Theoretical grounds," *International journal of quantum chemistry* **71**, 359–401 (1999).
- <sup>48</sup>N. S. Mosyagin, A. Zaitsevskii, and A. V. Titov, "Shape-consistent relativistic effective potentials of small atomic cores," *International Review of Atomic and Molecular Physics* **1**, 63–72 (2010).
- <sup>49</sup>N. S. Mosyagin, A. V. Zaitsevskii, L. V. Skripnikov, and A. V. Titov, "Generalized relativistic effective core potentials for actinides," *International Journal of Quantum Chemistry* **116**, 301–315 (2016).
- <sup>50</sup>URL: <http://www.qchem.pnpi.spb.ru/Basis/~>, GRECPs and basis sets.
- <sup>51</sup>DIRAC, a relativistic ab initio electronic structure program, Release DIRAC19 (2019), written by A. S. P. Gomes, T. Saue, L. Visscher, H. J. Aa. Jensen, and R. Bast, with contributions from I. A. Aucar, V. Bakken, K. G. Dyall, S. Dubillard, U. Ekström, E. Eliav, T. Enevoldsen, E. Faßhauer, T. Fleig, O. Fossgaard, L. Halbert, E. D. Hedegård, B. Heimlich-Paris, T. Helgaker, J. Henriksson, M. Iliaš, Ch. R. Jacob, S. Knecht, S. Komorovský, O. Kullie, J. K. Lærdahl, C. V. Larsen, Y. S. Lee, H. S. Nataraj, M. K. Nayak, P. Norman, G. Olejniczak, J. Olsen, J. M. H. Olsen, Y. C. Park, J. K. Pedersen, M. Pernpointner, R. di Remigio, K. Ruud, P. Salek, B. Schimmelpfennig, B. Senjean, A. Shee, J. Sikkema, A. J. Thorvaldsen, J. Thyssen, J. van Stralen, M. L. Vidal, S. Villaume, O. Visser, T. Winther, and S. Yamamoto (available at <http://dx.doi.org/10.5281/zenodo.3572669>, see also <http://www.diracprogram.org>).
- <sup>52</sup>A. N. Petrov, N. S. Mosyagin, T. A. Isaev, A. V. Titov, V. F. Ezhov, E. Eliav, and U. Kaldor, "Calculation of the P,T-odd effects in  $^{205}\text{TlF}$  including electron correlation," *Phys. Rev. Lett.* **88**, 073001 (2002).
- <sup>53</sup>L. Skripnikov and A. Titov, "Theoretical study of ThF<sup>+</sup> in the search for T, P-violation effects: Effective state of a Th atom in ThF<sup>+</sup> and ThO compounds," *Physical Review A* **91**, 042504 (2015).
- <sup>54</sup>P. McGuire and D. J. Kouri, "Quantum mechanical close coupling approach to molecular collisions.  $j_z$ -conserving coupled states approximation," *The Journal of Chemical Physics* **60**, 2488–2499 (1974).
- <sup>55</sup>"MRCC," M. Kállay, P. R. Nagy, D. Mester, Z. Rolik, G. Samu, J. Csontos, J. Csóka, P. B. Szabó, L. Gyevi-Nagy, B. Hégyely, I. Ladjánszki, L. Szegedy, B. Ladóczki, K. Petrov, M. Farkas, P. D. Mezei, and á. Ganyecz: The MRCC program system: Accurate quantum chemistry from water to proteins, *J. Chem. Phys.* **152**, 074107 (2020). "MRCC, a quantum chemical program suite written by M. Kállay, P. R. Nagy, D. Mester, Z. Rolik, G. Samu, J. Csontos, J. Csóka, P. B. Szabó, L. Gyevi-Nagy, B. Hégyely, I.

- Ladjánszki, L. Szegedy, B. Ladóczki, K. Petrov, M. Farkas, P. D. Mezei, and á. Ganyecz. See [www.mrcc.hu](http://www.mrcc.hu).
- <sup>56</sup>G. Herzberg, *Molecular spectra and molecular structure. Vol. 3: Electronic spectra and electronic structure of polyatomic molecules* (New York: Van Nostrand, 1966).
- <sup>57</sup>T. C. Melville and J. A. Coxon, "The visible laser excitation spectrum of YbOH: The  $\tilde{A}^2\Pi - \tilde{X}^2\Sigma^+$  transition," *The Journal of Chemical Physics* **115**, 6974–6978 (2001).
- <sup>58</sup>S. Nakhate, T. C. Steimle, N. H. Pilgram, and N. R. Hutzler, "The pure rotational spectrum of YbOH," *Chemical Physics Letters* **715**, 105–108 (2019).

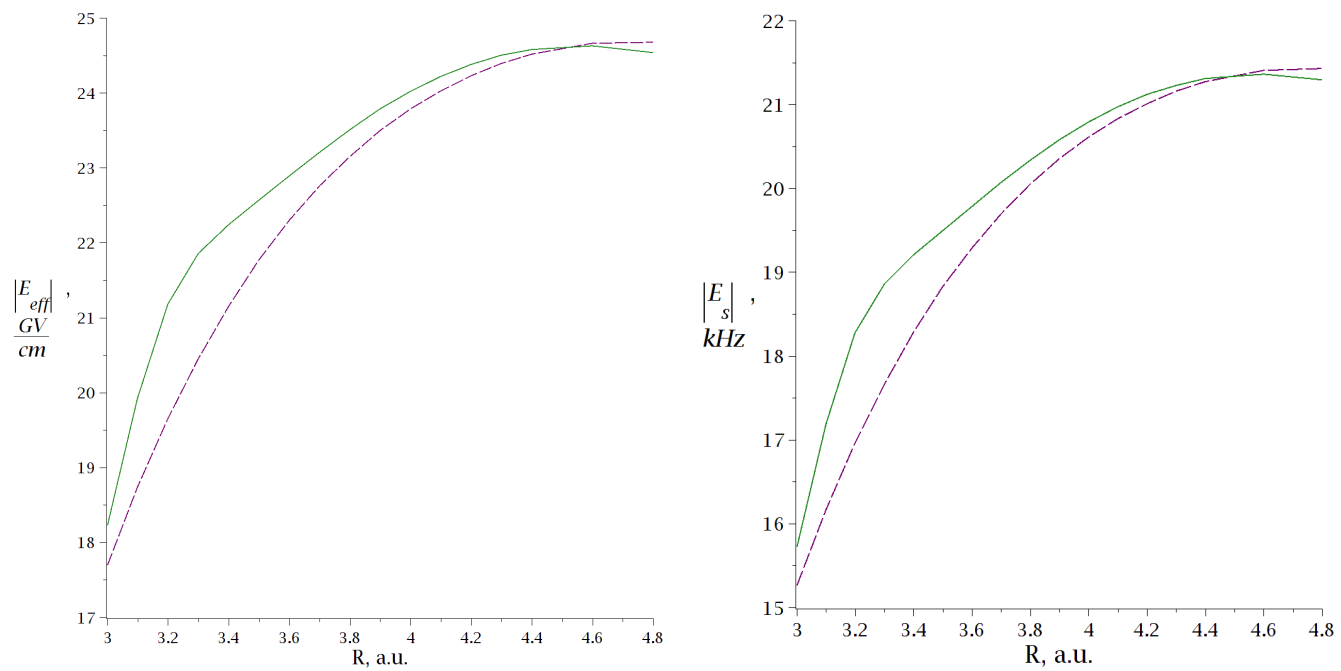


FIG. 4. SCF (dashed) and CCSD (solid)  $\mathcal{P}, \mathcal{T}$ -odd parameters for linear configurations of YbOH