

# The Exact Second Order Corrections and Accurate Quasiparticle Energy Calculations in Density Functional Theory

Yuncai Mei,<sup>†</sup> Zehua Chen,<sup>†</sup> and Weitao Yang<sup>\*,†,‡</sup>

<sup>†</sup>*Department of Chemistry, Duke University, Durham, North Carolina 27708, USA*

<sup>‡</sup>*Department of Physics, Duke University, Durham, North Carolina 27708, USA*

E-mail: weitao.yang@duke.edu

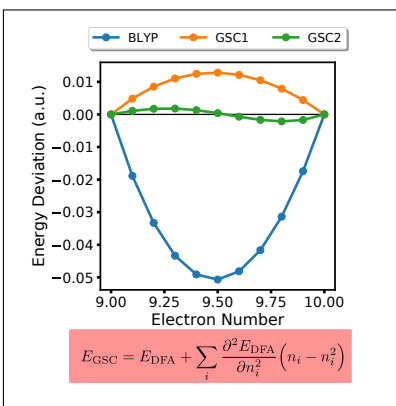
---

<sup>1</sup>Y.M. and Z.C. contributed equally to this work and share the first authorship.

## Abstract

We develop a second order correction to commonly used density functional approximations (DFA) to eliminate the systematic delocalization error. The method, based on the previously developed global scaling correction (GSC), is an exact quadratic correction to the DFA for the fractional charge behavior and uses the analytical second derivatives of the total energy with respect to fractional occupation numbers of the canonical molecular orbitals. For small and medium-size molecules, this correction leads to ground-state orbital energies that are highly accurate approximation to the corresponding quasiparticle energies. It provides excellent predictions of ionization potentials, electron affinities, photoemission spectrum and photoexcitation energies beyond previous approximate second order approaches, thus showing potential for broad applications in computational spectroscopy.

## Graphical TOC Entry



The Kohn-Sham density functional theory (DFT)<sup>1-3</sup> has gained much success in modern chemistry, materials science and physics. Most density functional approximations (DFAs) to the exchange correlation energy  $E_{xc}$  usually produce reasonable total energies for small and medium-size molecules, however, they have major deficiencies in orbital energies. As known for a long time, for finite systems, the eigenvalue of the highest occupied molecular orbital (HOMO) for the exact Kohn-Sham potential is equal to the negative of the first ionization potential (IP) for finite systems, based on the asymptotic decay behavior of the exact electron density, and the requirement that the Kohn-Sham effective potential be zero at infinity.<sup>3</sup> However, in a Kohn-Sham calculation, the local Kohn-Sham potential can have any additive constant and still have the same total energy and density, but different orbital energies. Thus the argument based on the long range behavior of density and potential hinges on a particular choice of the additive constant of the potential.

The general physical meaning of orbital energies, for both the HOMO and the lowest unoccupied molecular orbital (LUMO), has been established through three key results. It is based on the property of the total energy functional (approximate or exact). First, the Janak theorem links Kohn-Sham orbital energies to the derivatives of the total energy with respect to the orbital occupation numbers, which were not related to any physical observables.<sup>4</sup> Second, the derivatives of the total energy with respect to the total electron number, which are the chemical potentials, are respectively the negative of the first ionization potential (IP) and the first electron affinity (EA) for the exact functional based on the linear condition on the behavior of energy for fractional number of electrons.<sup>5</sup> Finally, the chemical potentials were established to be equal to the derivatives of the total energy with respect to the HOMO/LUMO orbital occupation numbers in the Kohn-Sham calculation with exchange-correlation energy being functionals of the density, or the generalized Kohn-Sham calculation with exchange-correlation energy being functionals of the non-interacting one-electron density matrix.<sup>6</sup> Combining these theoretical results, the HOMO and LUMO energies are the negative of the first IP and the first EA for electron removal and addition

respectively, as approximated by the corresponding DFA used.<sup>6</sup> This physical interpretation of the HOMO and LUMO energies holds true for general molecules and bulk systems with commonly used DFAs. Exceptions occur in some strongly correlated systems when the DFA used has the desired explicit derivative discontinuity.<sup>7</sup>

Thus the HOMO and LUMO energies are fully established for the theoretical prediction of the IP and the EA in a DFA calculation. However, conventional DFAs have the systematic error in significantly underestimating the IP and overestimating the EA, and thus the fundamental gap.<sup>6,8-10</sup>

To describe the systematic error of DFAs, the concept of the delocalization error<sup>6,8-10</sup> has been developed, and it can be understood from the perspective of fractional charges.<sup>6,8</sup> For systems of small or moderate physical sizes, conventional DFAs usually have good accuracy in total energies when there are integer number of electrons. When there are fractional number of electrons, conventional DFAs, however, violate the Perdew-Parr-Levy-Baldurzi (PPLB) linearity condition,<sup>5,11,12</sup> which states the exact ground state energy  $E_{\text{gs}}(N)$  is a linear function of the fractional electron numbers connecting adjacent integer points. Inconsistent with the requirement of the PPLB linearity condition,  $E_{\text{gs}}(N)$  curves from conventional DFAs are usually convex, with drastic underestimation to the ground state energies of fractional systems. The convex deviation of conventional DFAs decreases when the systems are larger, and vanishes at the bulk limit.<sup>8</sup> However, the delocalization error exhibits in another way, in which the error manifests as too low relative ground state energies of ionized systems and incorrect linear  $E_{\text{gs}}(N)$  curves with wrong slopes at the bulk limit.

To reduce the error, enormous efforts have been devoted in the development of new exchange-correlation functionals during last decades. These developments, including global hybrid,<sup>13,14</sup> local hybrid,<sup>15,16</sup> double hybrid<sup>17-19</sup> and range-separated functionals,<sup>20-25</sup> mainly incorporate a certain amount of Hartree Fock (HF) exchange in the  $E_{\text{xc}}$ . The HF exchange exhibits a concave deviation to the linear condition, which is opposite to conventional DFAs and called the localization error.<sup>6,8</sup> Some hybrid and range-separated functionals mostly rely

on system-dependent tuned parameters.<sup>26</sup>

There are many other efforts to eliminate the systematical error of DFAs, based on the perspective of the delocalization error or from different understandings. Self-interaction error (SIE)<sup>27,28</sup> was the first concept to describe the systematic error of DFAs. SIE associates the error to the incomplete cancellation between the electron self-Coulomb and self-exchange energies, which is a different interpretation of the error source compared to the concept of delocalization error. Many approaches have been designed on the basis of correcting SIE,<sup>27-34</sup> including the latest development with Fermi localized orbitals.<sup>32,34</sup> Beside SIE, there are other approaches developed with the focus on specific properties, such as the Koopmans-compliant functionals,<sup>35,36</sup> the generalized transition state<sup>37</sup> and related methods<sup>38</sup> extending the straight line condition with Wannier functions for bad gap predictions of solid.

Following the understanding of the delocalization error, researchers at the Yang laboratory developed a set of correction methods to conventional DFAs to systematically reduce the delocalization error,<sup>39-43</sup> in which the PPLB linearity condition is imposed by applying explicit treatments to systems of fractional charges to restore the correct behavior of  $E_{\text{gs}}(N)$ . Specifically, the global scaling correction (GSC)<sup>39</sup> method imposes the PPLB linearity condition globally on the (delocalized) canonical molecular orbital occupation numbers. On the basis of the accurate description of ground state energies from conventional DFAs for small integer systems, the GSC was designed to preserve the energy of integer systems and correct the convex  $E_{\text{gs}}(N)$  curve to be linear for fractional systems. It should be pointed out that, the GSC is only applicable for small and moderate size systems, because the convex deviation of conventional DFAs to the linear line for fractional charges decreases with increasing system size, and the delocalization error manifests as underestimated ground state energies for integer systems and incorrect linear  $E_{\text{gs}}(N)$  curves with wrong slopes at the bulk limits.<sup>6,8,10</sup> To reduce the delocalization error for large systems, the local scaling correction (LSC) method<sup>40</sup> was developed with focus on the local regions of molecular systems to apply the energy correction locally. Combing the ideas of the GSC and the LSC, the Yang

laboratory recently developed the localized orbital scaling correction (LOSC)<sup>41–43</sup> to achieve size-consistent and systematic improvement, in which orbitalets, orbitals localized in space and in energy and linearly combining both occupied and virtual orbitals, were developed to apply the global or local corrections adaptively. All these scaling correction methods have shown major improvements to describe challenging properties for conventional DFAs, including IPs, EAs, photoemission spectrum and polarizabilities.<sup>41–46</sup>

Though the GSC method has its limitations for large and bulk systems, the method is very useful for spectrum properties and excitation energies of small and moderate size molecules. Therefore improving the accuracy of GSC can have a significant impact for large areas of DFT applications. In addition, because the GSC and the LOSC become the same for small and moderate size molecules when the orbital localization does not take place, insight on the GSC can lead to improvements for the LOSC, which is applicable to general systems. To improve the accuracy of the GSC method, Xiao and coworkers developed a correction form that utilizes higher order density expansions to go beyond the frozen orbital approximation in the original GSC work.<sup>47,48</sup> Up to third-order orbital derivatives were calculated, and remarkable improvements had been achieved. However, the exchange-correlation component was still treated approximately as the LDA exchange energy, regardless of the DFA used. All works<sup>39,47,48</sup> up to now are approximate second-order corrections to the DFA total energy for fractional-electron systems.

In this work, we present an *exact* formula for the second order correction to DFA energies with respect to occupation numbers of canonical molecular orbitals. This constitutes an exact global scaling correction if the convex deviation is quadratic. We will also show that, to be accurate to the second order in the density expansion, only the first order orbital derivatives are required. The result of this work is an energy correction to DFAs under the framework of GSC but with the exact second-order expansions and much improved accuracy.

To start, we briefly review the methodology of the GSC method.<sup>39</sup> The aim of GSC is to correct originally non-straight  $E(N)$  curves produced by DFAs to straight lines, as required

by the PPLB linearity condition:

$$E_{\text{GSC}}(N+n) = E(N+n) + \Delta_{\text{GSC}}(N+n) = (1-n)E(N) + nE(N+1), \quad (1)$$

where  $n$  is a fraction,  $0 \leq n \leq 1$ . Therefore, the GSC energy correction can be easily seen as

$$\Delta_{\text{GSC}}(N+n) = [(1-n)E(N) + nE(N+1)] - E(N+n). \quad (2)$$

According to Eq. 1 and Eq. 2, the GSC preserves the total energy of integer systems, while it produces corrections to total energies of fractional systems. In the original work of the GSC,<sup>39</sup>  $\Delta_{\text{GSC}}$  is evaluated based on the expansion of the density matrix for  $(N+n)$  electrons:

$$\rho_s^{N+n}(\mathbf{r}, \mathbf{r}') = \rho_s^N(\mathbf{r}, \mathbf{r}') + n f(\mathbf{r}, \mathbf{r}') + n^2 \gamma(\mathbf{r}, \mathbf{r}') + \dots, \quad (3)$$

To the first order in  $n$ , and with the frozen orbital approximation in the Fukui function,<sup>49</sup> it can be shown that

$$\rho_s^{N+n}(\mathbf{r}, \mathbf{r}') \approx \rho_s^N(\mathbf{r}, \mathbf{r}') + n \psi_f(\mathbf{r}) \psi_f^*(\mathbf{r}'), \quad (4)$$

where  $\psi_f$  represents the frontier orbital that has fractional occupation  $n_f = n$ . By inserting the density matrix expansion (Eq. 4) into Eq. 2, and keeping terms up to the second order in  $n$ , the GSC corrected total energy reads

$$E_{\text{GSC}} = E_{\text{DFA}} + \frac{1}{2} \kappa (n - n^2). \quad (5)$$

The approximate expression of the coefficients  $\kappa$  that was derived based the LDA is

$$\kappa = \int \frac{\rho_f(\mathbf{r}) \rho_f(\mathbf{r}')}{|\mathbf{r} - \mathbf{r}'|} d\mathbf{r} d\mathbf{r}' - \frac{2\tau C_x}{3} \int [\rho_f(\mathbf{r})]^{\frac{4}{3}} d\mathbf{r}, \quad (6)$$

in which  $\rho_f(\mathbf{r}) = |\psi_f(\mathbf{r})|^2$ , and  $C_x = \frac{3}{4}(\frac{6}{\pi})^{1/3}$ .<sup>39</sup> The first term corresponds to the Coulomb part, the second term corresponds to the exchange part, and the parameter  $\tau$  is used to balance the contribution of two parts, which is set to 1 in the original work.

The outcome of recovering a linear  $E(N)$  curve is the correction to the orbital energies for integer systems with the GSC method. Based on the GSC energy expression (Eq. 5), the chemical potential associated with the frontier orbital is

$$\frac{\partial E_{\text{GSC}}}{\partial n_f} = \epsilon_f^{\text{DFA}} + \frac{1}{2}\kappa(1 - 2n_f) + \frac{1}{2}\frac{\partial\kappa}{\partial n_f}(n_f - n_f^2), \quad (7)$$

where  $\epsilon_f^{\text{DFA}}$  is the frontier orbital energy from the parent DFA, according to the Janak theorem.<sup>4</sup> Although  $\kappa$  is dependent on  $\psi_f$ , which further depends on the density matrix and the set of occupation numbers, the contribution from the derivative of  $\frac{\partial\kappa}{\partial n_f}$  vanishes for integer systems, as  $(n_f - n_f^2) = 0$  when  $n_f$  is either 1 or 0. Thus, Eq. 7 leads to simple corrections for HOMO/LUMO energies of integer systems with  $\epsilon_{\text{HOMO}}^{\text{GSC}} = \epsilon_{\text{HOMO}}^{\text{DFA}} - \kappa/2$  and  $\epsilon_{\text{LUMO}}^{\text{GSC}} = \epsilon_{\text{LUMO}}^{\text{DFA}} + \kappa/2$ , which are equal to the negative of IP and EA respectively, as predicted by the GSC, based on the theoretical developments.<sup>5,6</sup>

One limitation in the original GSC work is, since the PPLB linearity condition holds only for ground states, the orbital energy correction applies to the HOMO and the LUMO only. In most cases, the HOMO and the LUMO energies are of particular interest, since they are related to IPs, EAs and thus the fundamental gaps. However, precise descriptions of orbitals other than HOMO/LUMO can also play important roles in certain cases. For example, in calculations of the photoemission spectra and excitation energies from orbital energies.<sup>45,50</sup> Therefore, a natural extension to excited states is necessary, and similar constructions for the correction to all orbitals have already been established in LOSC<sup>41</sup> and recent work from Xiao and coworkers on GSC.<sup>48</sup> To facilitate the discussion to orbitals above LUMO and under the HOMO, we need to extend the ground state energy  $E(N)$ , as a function of  $N$ , the total number of electron, to  $E(\{n_{p\sigma}\})$ , the total energy as a function of the canonical



orbital occupation numbers  $\{n_{p\sigma}\}$ , which can correspond to some excited states. This energy function is what was used in Janak's work,<sup>3,4</sup> and it is given by the following minimum

$$E(\{n_{p\sigma}\}) = \min_{\{\psi_{p\sigma}\}} E_v[\{\rho_s^\sigma\}], \quad (8)$$

where the canonical orbitals  $\{\psi_{p\sigma}\}$  are constrained to be orthonormal and the density matrix is  $\hat{\rho}_s^\sigma = \sum_{p\sigma} n_{p\sigma} |\psi_{p\sigma}\rangle \langle \psi_{p\sigma}|$ . Following the same procedure for the cases of HOMO/LUMO and generalizing to all orbitals, the extended definition of the GSC energy correction becomes

$$E_{\text{GSC}} = E_{\text{DFA}} + \frac{1}{2} \sum_{p\sigma} \kappa_{p\sigma} (n_{p\sigma} - n_{p\sigma}^2). \quad (9)$$

The second-order correction term depends on the corresponding orbital density  $\rho_{p\sigma} = |\psi_{p\sigma}|^2$ , and the coefficients  $\kappa_{p\sigma}$  has the exact same expression as shown in Eq. 6, except with the  $\rho_{p\sigma}$  instead of  $\rho_f(\mathbf{r})$ . As a result, the orbital energy corrections are  $\epsilon_{i\sigma}^{\text{GSC}} = \epsilon_{i\sigma}^{\text{DFA}} - \kappa_{i\sigma}/2$  for occupied orbitals and  $\epsilon_{a\sigma}^{\text{GSC}} = \epsilon_{a\sigma}^{\text{DFA}} + \kappa_{a\sigma}/2$  for virtual orbitals.

Although the original GSC has shown great improvements to conventional DFAs for the description of many challenging properties, it is still possible to achieve better accuracy within the GSC framework. Recently, it has been reported that involving higher order terms to evaluate the response of electron density to the electron number (Eq. 3) can provide more accurate GSC orbital energies, giving excellent performance for IPs, EAs and other quasihole energetics.<sup>47,48</sup> However, the correlation energy contribution is still missing in the existing approximate expression of  $\kappa_{p\sigma}$ . Furthermore, the exchange part was derived from the LDA only, and directly applying it to GGAs and hybrid functionals may not produce ideal results. It is therefore the goal of this paper to develop a more accurate form for the GSC, namely the exact functional expression for  $\{\kappa_{p\sigma}\}$ .

In this work, instead of considering the density relaxation as in Ref. 47, we directly deal with the function  $E(\{n_{m\tau}\})$  and find the correction to the second order. Consider  $E(\{n_{m\tau} + \delta_{m\tau}\})$ , where  $0 \leq n_{m\tau} + \delta_{m\tau} \leq 1$ , and expand the energy function in a Taylor

series to the second order in  $\{\delta_{m\tau}\}$ . We have the following relation

$$E(\{n_{m\tau} + \delta_{m\tau}\}) = E(\{n_{m\tau}\}) + \sum_{p\sigma} \frac{\partial E(\{n_{m\tau}\})}{\partial n_{p\sigma}} \delta_{p\sigma} + \frac{1}{2} \sum_{p\sigma} \frac{\partial^2 E(\{n_{m\tau}\})}{\partial n_{p\sigma}^2} \delta_{p\sigma}^2 + \mathcal{O}(\delta_{p\sigma}^3), \quad (10)$$

where the partial derivatives are evaluated at  $\delta_{p\sigma} = 0$ , and  $\mathcal{O}(\delta_{m\tau}^3)$  contains all terms with order  $\delta_{m\tau}^3$  or higher.

In Eq. 10, we omit the cross terms in the second order, which will be discussed in the Supporting Information. This reason for the omission here is that we only need to consider changing one specific occupation number at a time. Particularly, consider only one specific orbital,  $\psi_{p\sigma}$ , with a fractional occupation at a time, while the rest of orbitals are fully occupied with  $\{n_{i\tau} = 1\}, i \neq p$  or unoccupied with  $\{n_{a\tau} = 0\}, a \neq p$ . Denote this set of occupations as  $[n_{p\tau}]$  and its energy as  $E([n_{p\tau}])$ . We now apply Eq. 10 to the system with an integer number of electrons, with  $n_{p\tau} + \delta_{p\tau} = 1$  for the  $N + 1$ -electron system and with  $n_{p\tau} + \delta_{p\tau} = 0$  for the  $N$ -electron system, and obtain the total energies of the two integer systems up to the second order with the error in  $\mathcal{O}(\delta_{p\sigma}^3)$ . Substituting the results energies of integer systems with the truncation at the second order into Eq. 2, we obtain the energy correction from the GSC associated with the orbital  $\psi_{p\sigma}$  as

$$\Delta_{\text{GSC}}([n_{p\tau}]) = \frac{1}{2} \frac{\partial^2 E(\{n_{m\tau}\})}{\partial n_{p\sigma}^2} (n_{p\tau} - n_{p\tau}^2), \quad (11)$$

which is equally valid for the entire range of occupation,  $0 \leq n_{p\tau} \leq 1$ , with the the partial derivative evaluated *locally* at the corresponding occupation number  $n_{p\tau}$ . The detailed derivation is given in the Supporting Information.

Summing up contributions from all the orbitals, we have

$$\Delta_{\text{GSC}}(\{n_{p\sigma}\}) = \sum_{p\sigma} \frac{1}{2} \frac{\partial^2 E(\{n_{m\tau}\})}{\partial n_{p\sigma}^2} (n_{p\sigma} - n_{p\sigma}^2). \quad (12)$$

Eq. 12 gives the exact second-order correction for the GSC method with the coefficients

evaluated as the second order derivative of the energy with respect to occupation numbers.

Compared to the original GSC, the new formalism in this work, Eq. 12, naturally involves both the exchange and correlation contribution in  $E_{xc}$  in the corrections, applicable to all commonly used DFAs, which was not achieved in previous works. Another difference is that the energy function expansion in this work is directly expanded on occupation numbers, while the original GSC indirectly use the relaxation of the density matrix. As shown in the Supporting Information, both approaches produce identical results as long as everything is dealt precisely up to the second order. Using the occupation numbers as the direct variables has the advantage of clearer definition and cleaner equations obtained. Using the density matrix as the variable will require the second-order density matrix relaxation, which is also shown to require first-order orbital derivatives only (in contrast to requiring second-order orbital derivatives in previous developments<sup>47,48</sup>). The reason is that the second-order density matrix relaxation part cancels with other parts to give zero net contributions. (See the Supporting Information for details.)

In addition, we emphasize that the only approximation for the new formalism shown in Eq. 12 is the truncation of the energy function at the second order. Because the energy function  $E(\{n_{p\sigma}\})$  has been known to be very close to quadratic,<sup>39-42,51-53</sup> such a treatment is clean and reasonable, which is a great advantage compared to the approximate correction derived previously. This new correction from Eq. 12 also surpasses the previous approximate ones for the case, in which the energy function from a DFA is exactly quadratic. Under this condition, the coefficient  $\frac{\partial^2 E(\{n_{m\tau}\})}{\partial n_{p\sigma}^2}$ , from the exact second-order correction shows the correct behavior, that is being a constant in  $[N, N + 1]$ . However, the approximate one varies when the electron number changes, because it is evaluated from canonical orbitals that are from each  $(N + n)$ -electron systems. In summary, the GSC with the exact second order correction shown in Eq. 12 is capable of restoring the correct linear behavior exactly when the DFA produces a quadratic error in fractional charge, and approximately when the error deviates from a quadratic behavior.

Note that the second-order derivatives of the energy with respect to frontier orbital occupation numbers have already been well-established.<sup>54</sup> They are recognized as the chemical hardness generated from DFAs,<sup>54</sup> and an extension to fractional occupation numbers was also made.<sup>55</sup> By using the energy function as defined in Eq. 8, with similar procedures through the Maxwell relationship and linear response theory, we show that the general second-order derivative of the energy with respect to any occupation number is

$$\frac{\partial^2 E(\{n_{m\tau}\})}{\partial n_{p\sigma}^2} = \langle \psi_{p\sigma} \psi_{p\sigma}^* | K^{\sigma\sigma} + \sum_{\tau\nu} K^{\sigma\tau} \chi^{\tau\nu} K^{\nu\sigma} | \psi_{p\sigma} \psi_{p\sigma}^* \rangle \quad (13)$$

$$= K_{pp\sigma,pp\sigma} - \sum_{ia\tau,jb\nu} (K_{pp\sigma,ia\tau} + K_{pp\sigma,ai\tau}) M_{ia\tau,jb\nu}^{-1} K_{jb\nu,pp\sigma}, \quad (14)$$

where  $\chi^{\tau\nu}$  is the generalized linear response function,<sup>54,55</sup>  $K^{\sigma\tau}$  represents Hartree-exchange-correlation kernels, defined as the functional derivative of  $H_s^\sigma$ , the (generalized) Kohn-Sham Hamiltonian for spin  $\sigma$  with respect to  $\rho_s^\tau$ , the Kohn-Sham density matrix for spin  $\tau$ :

$$K^{\sigma\tau}(\mathbf{r}_1, \mathbf{r}_2; \mathbf{r}_3, \mathbf{r}_4) = \frac{\delta H_s^\sigma(\mathbf{r}_1, \mathbf{r}_2)}{\delta \rho_s^\tau(\mathbf{r}_3, \mathbf{r}_4)} \quad (15)$$

$$= \frac{\delta(\mathbf{r}_1, \mathbf{r}_2) \delta(\mathbf{r}_3, \mathbf{r}_4)}{|\mathbf{r}_1 - \mathbf{r}_3|} + \frac{\delta^2 E_{xc}}{\delta \rho_s^\sigma(\mathbf{r}_2, \mathbf{r}_1) \delta \rho_s^\tau(\mathbf{r}_3, \mathbf{r}_4)}, \quad (16)$$

in which  $E_{xc}$  is the exchange-correlation energy.  $K_{pp\sigma,qq\tau}$  represents the corresponding kernel matrix<sup>56</sup>

$$K_{pq\sigma,mn\tau} = \langle \psi_{p\sigma} \psi_{q\sigma}^* | K^{\sigma\tau} | \psi_{m\tau} \psi_{n\tau}^* \rangle \quad (17)$$

$$= \iiint \int d\mathbf{r}_1 d\mathbf{r}_2 d\mathbf{r}_3 d\mathbf{r}_4 \psi_{p\sigma}^*(\mathbf{r}_1) \psi_{q\sigma}(\mathbf{r}_2) K^{\sigma\tau}(\mathbf{r}_1, \mathbf{r}_2; \mathbf{r}_3, \mathbf{r}_4) \psi_{m\tau}(\mathbf{r}_3) \psi_{n\tau}^*(\mathbf{r}_4), \quad (18)$$

and the matrix element  $M_{ia\tau,jb\nu}$  is defined as

$$M_{ia\tau,jb\nu} = \delta_{\nu\tau} \delta_{ij} \delta_{ab} (\epsilon_{a\nu} - \epsilon_{i\nu}) + K_{ia\tau,jb\nu} + K_{ia\tau,bj\nu}. \quad (19)$$

The detailed derivation for the second-order derivative of total energy with respect to occupation number can be found in the Supporting Information. In connection to the chemical hardness, we here call  $\frac{\partial^2 E(\{n_{nm\tau}\})}{\partial n_{p\sigma}^2}$  the *orbital hardness*. It is noteworthy that solving coupled perturbed Kohn-Sham equations can give the same answer, which is also shown in the Supporting Information.

We now examine the physical meaning of the orbital hardness (shown in the Supporting Information with details). The associated 4-point generalized dielectric function  $\varepsilon^{\sigma\tau}$  can be defined as

$$(\varepsilon^{-1})^{\sigma\tau}(\mathbf{r}_1, \mathbf{r}_2; \mathbf{r}_3, \mathbf{r}_4) = \frac{\delta H_s^\sigma(\mathbf{r}_1, \mathbf{r}_2)}{\delta v^\tau(\mathbf{r}_3, \mathbf{r}_4)}, \quad (20)$$

where  $v^\tau(\mathbf{r}_3, \mathbf{r}_4)$  is the generalized external potential, which is nonlocal and spin-dependent, as an extension from the physical potential,  $v(\mathbf{r})$ , which is local and spin independent, first introduced in Ref.<sup>55</sup> Then, the expression of Eq. 13 for the orbital hardness leads to its interpretation as the interaction of orbitals through the 4-point generalized screened interaction

$$W^{\sigma\varsigma} = K^{\sigma\varsigma} + \sum_{\tau\nu} K^{\sigma\tau} \chi^{\tau\nu} K^{\nu\varsigma} = \sum_{\nu} (\varepsilon^{-1})^{\sigma\nu} K^{\nu\varsigma}. \quad (21)$$

The 4-point generalized functions,  $\chi^{\tau\nu}$ ,  $(\varepsilon^{-1})^{\sigma\nu}$  and  $W^{\sigma\varsigma}$  are the natural extensions of the corresponding spinless two-point functions commonly used in many-body perturbation theory.<sup>57</sup>

Note that the matrix  $M_{ia\tau,jbv}$  in Eq. 14 involves all the pairs of occupied and virtual orbitals, which gives the dimension of  $\sum_{\tau} N_{\text{occ}}^{\tau} \times N_{\text{vir}}^{\tau}$ , with  $N_{\text{occ}}^{\tau}$  being the number of occupied orbitals and  $N_{\text{vir}}^{\tau}$  being the number of virtual orbitals for  $\tau$  spin. Therefore, directly evaluating Eq. 14 has the computational complexity of  $\mathcal{O}((N_{\text{occ}}N_{\text{vir}})^3)$ . If only a few orbital energies, like the frontier orbitals, are of interest in practice, one can evaluate the second order derivative numerically to bypass the analytical expression, which is a shortcut to reduce the computation to be several times of SCF calculations, or one can use efficient iterative solution to linear equations of the coupled perturbed Kohn-Sham approach, instead

of matrix inversion for the associated orbitals, which has lower computational complexity of  $\mathcal{O}((N_{\text{occ}}N_{\text{vir}})^2)$ .

In the following, we present the results to show the performance of the new expression for the GSC with the analytical and exact second-order corrections (denoted as GSC2). The original GSC<sup>39</sup> with the approximate coefficients  $\kappa_{p\sigma}$  is denoted as GSC1. Because the effective Hamiltonian from the GSC method for integer systems is a projection operator consisting of canonical orbitals from the associated DFA, the GSC method does not change the canonical orbitals, the eigenstates for the associated DFA Hamiltonian, and applying the GSC method with a post-SCF or SCF manner produces identical results. Therefore, all the calculations of GSC1 and GSC2 are performed with the post-SCF calculation for the purpose of efficiency. Details for the calculations, numerical results and more clarification to the SCF calculations of the GSC method are documented in the Supporting Information.

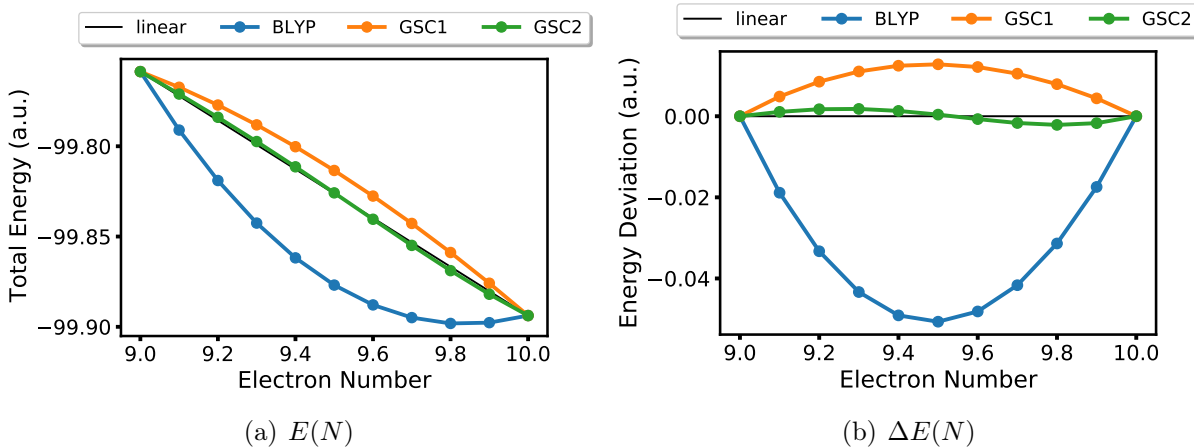


Figure 1: Total energies of F atom from BLYP, GSC1-BLYP and GSC2-BLYP: (a) total energy versus electron number; (b) total energy difference versus electron number,  $\Delta E(N) = E_{\text{DFA}}(N) - E_{\text{linear}}$ . aug-cc-pVTZ is used as the basis set.

The  $E(N)$  curve comes to our attention first as the goal of the GSC method is to make it linear. Figure 1 shows the  $E(N)$  curve of the F atom with BLYP as the parent DFA for the calculations of GSC1 and GSC2. The BLYP functional shows great delocalization errors, while the GSC1-BLYP with the approximate correction over-corrected and showed the localization errors. With the exact second-order correction, GSC2-BLYP is capable of

producing mostly linear behavior for the  $E(N)$  curve with much smaller errors.

The first IPs and EAs are part of the main outcome from the GSC method, as for integer systems only orbital energies get corrected. The quality of IPs and EAs can reflect the performance of the correction, and thus worthwhile to be examined. The first IP and EA of an  $N$ -electron system can be evaluated with the negative HOMO and LUMO energies of the  $N$ -electron system, which are associated with one-electron removal and one-electron addition processes respectively.<sup>6</sup> For the purpose of comparison, the  $\Delta$ -SCF method is conducted as well to evaluate the first IPs and EAs, in which the energy differences are calculated, i.e.,  $E_{\text{IP}} = E(N - 1) - E(N)$  for IPs and  $E_{\text{EA}} = E(N) - E(N + 1)$  for EAs. The test sets for the first IPs and EAs are taken from Ref. 43. Experimental data are used as the reference to evaluate the mean absolute error (MAE).

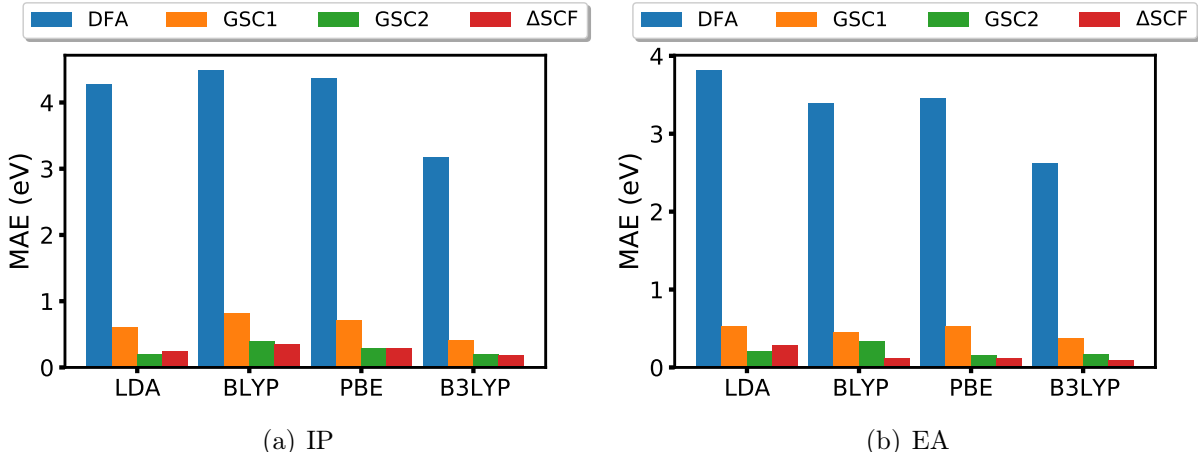


Figure 2: The mean absolute error in eV for the first (a) IPs (64 cases) and (b) EAs (39 cases) obtained from different methods.

According to Figure 2, both GSC1 and GSC2 greatly improve the quality of the first IPs and EAs upon associated parent DFAs, and the GSC2 apparently outperforms the approximate GSC1. Taking B3LYP as an example, the MAE of the first IPs/EAs predicted from the calculations of  $N$ -electron systems is 0.20/0.17 eV for GSC2 and 0.41/0.38 eV for GSC1, where the errors get nearly halved in the new approach GSC2. In addition, the GSC2 produces results that are close to those from the  $\Delta$ -SCF method, while it is not the

case for the approximate GSC1 approach. This indicates that the GSC method with exact second-order derivatives has a more systematic and accurate correction to the DFA  $E(N)$  curve, producing mostly linear curves for all these systems and thus good IPs/EAs.

Besides evaluating the first IP and EA of an  $N$ -electron system from the negative HOMO and LUMO energy of an  $N$ -electron system, one can also approximate the first IP with the negative LUMO energy of the  $(N - 1)$ -electron system (associated with an one-electron addition process), and the first EA with the negative HOMO energy of the  $(N + 1)$ -electron system (associated with an one-electron removal process). Similar results are observed from these two approaches and the detailed results are shown in the Supporting Information.

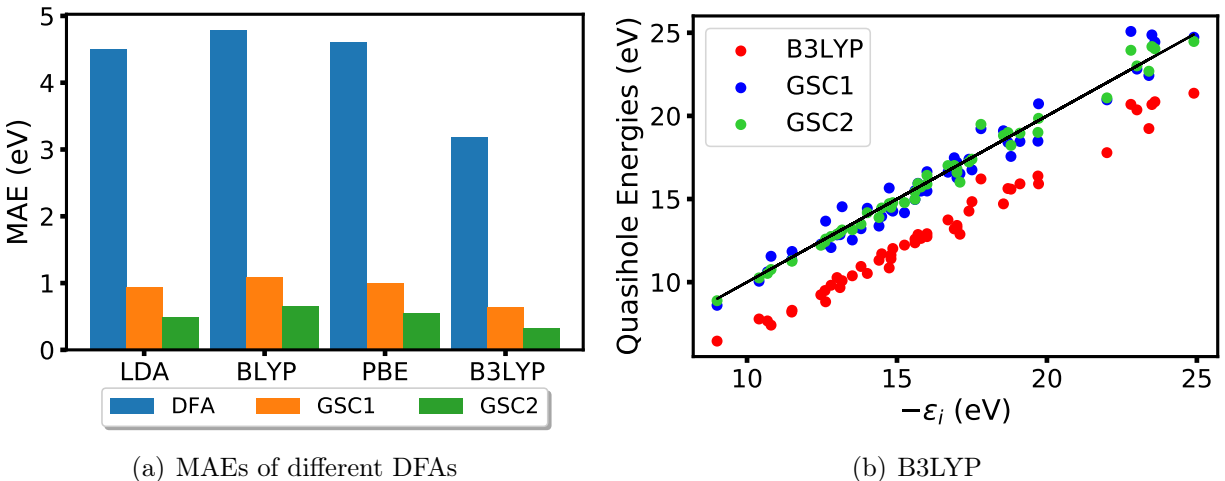


Figure 3: Quasihole energies (52 cases from 11 small molecules) of the  $N$ -electron systems evaluated by the corresponding negative occupied orbital energies ( $-\epsilon_i$ ) from different DFAs: (a) the MAEs for different DFAs, GSC1-DFAs and GSC2-DFAs. (b) Experimental quasihole energies versus the negative orbital energies from B3LYP, GSC1-B3LYP and GSC2-B3LYP.

Next, we examine the prediction of other quasiparticle energies besides the first IPs and EAs. The PPLB linearity condition defines for the first IPs and EAs only, it is still worthy to investigate quasihole or quasiparticle energies other than the HOMO or LUMO. A parallel extension to quasihole/quasiparticle energies with orbital energies other than the HOMO or LUMO has been assumed and applied with numerical success.<sup>45</sup> These quasihole energies are predicted by the negative orbital energies of the corresponding occupied orbitals of the  $N$ -electron systems from DFT calculations. We use the same set of molecules as



in Ref. 48 to test the performance of the GSC method. Experimental data are used as references. As shown in Figure 3, conventional DFAs produce significant errors, while the GSC method corrects the orbital energies to have an MAE that is below 1 eV. In addition, GSC2 outperforms GSC1 as expected. For example, the MAE from GSC1 is 0.63 eV, while GSC2 gives 0.32 eV.

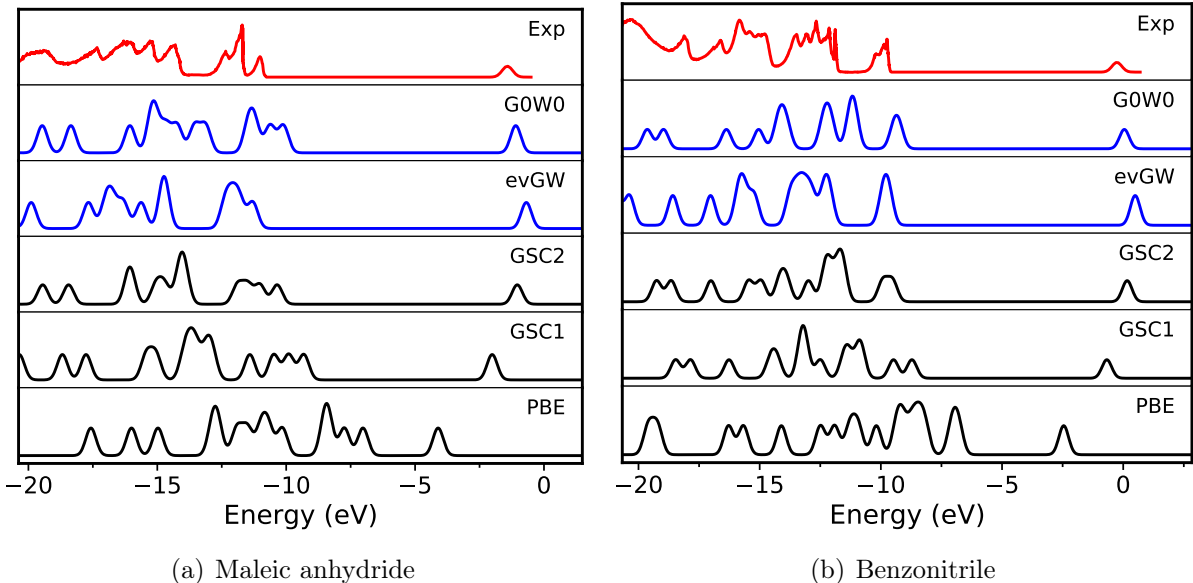


Figure 4: Photoemission spectrum for (a) maleic anhydride and (b) benzonitrile. Experimental spectrum was obtained from Ref. 58 for (a) and Ref. 59 for (b). Calculations for GSC1, GSC2 and  $GW$  were associated with PBE<sup>60</sup> functional.

The photoemission spectra is another good source to evaluate the quality of orbital energies. We select 10 organic molecules with small or moderate sizes from Ref. 45 to test. Experimental spectra are used as the reference. Besides the DFT calculations, we also conduct  $GW$  ( $G_0W_0$ ) and eigenvalue self-consistent  $GW$  (ev $GW$ ) calculations to obtain the quasiparticle energies. The calculated spectra is obtained from the Gaussian expansion of calculated quasiparticle energies with a standard deviation of 0.2 eV. Figure 4 shows the results for two representative molecules, maleic anhydride and benzonitrile. It can be seen that GSC2 consistently outperforms the approximate GSC1, as the peaks align better to experimental references and have good agreement with those from  $GW$  calculations. The spectra of additional molecules tested can be found in the Supporting Information.

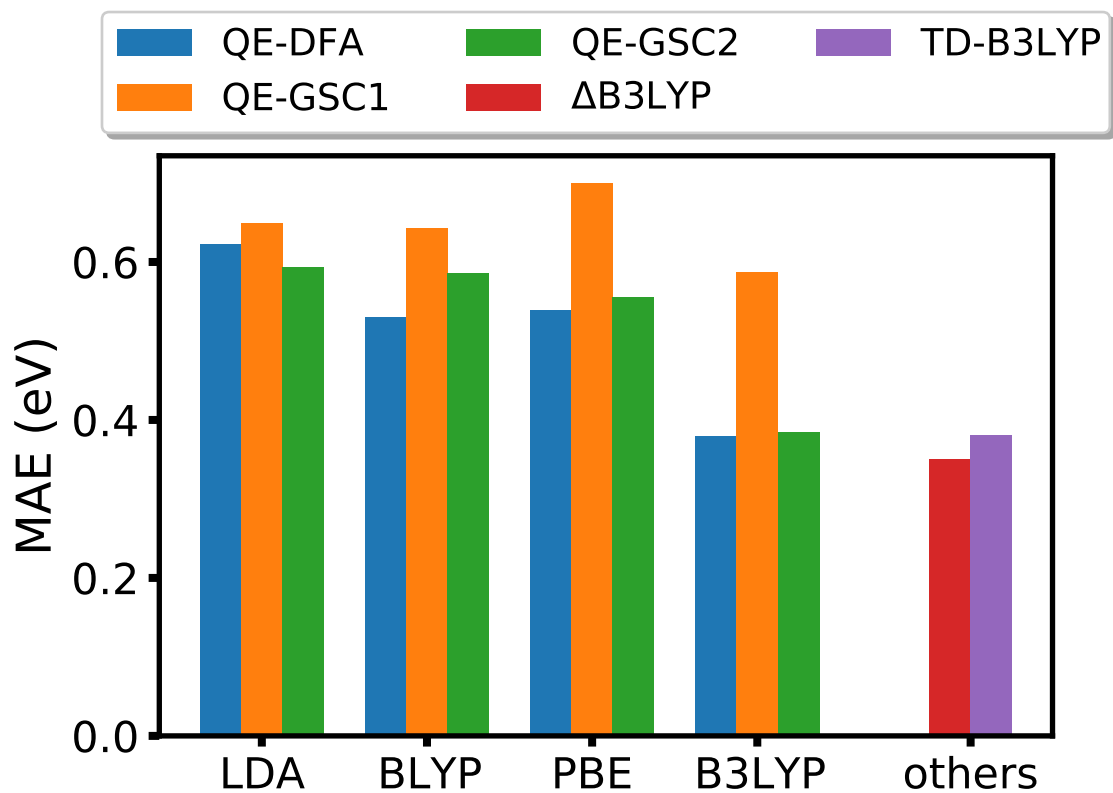


Figure 5: The mean absolute error (in eV) for the low-lying excitation energies from various QE-DFAs,  $\Delta$ -B3LYP and TD-B3LYP. The excitation includes 19 cases of triplet states and 25 cases of singlet states. The reference data that were calculated from high-level wavefunction methods, and results for  $\Delta$ -B3LYP and TD-B3LYP were taken from Ref. 45.

The benchmark for low-lying excitation energies from the QE-DFT method<sup>45,50</sup> is also carried out. The excitation energy in QE-DFT is computed as the difference between two corresponding (generalized) Kohn-Sham orbital energies. We use the test set provided by Ref. 45 to calculate the first and second singlet and triplet excitation energies. The results from the  $\Delta$ -SCF method and time-dependent DFT with B3LYP functional are taken from Ref. 45 for comparison. As shown in Figure 5, the QE-GSC2 produces the improved excitation energies compared to QE-GSC1. In particular, the results from QE-GSC2 are comparable to those from  $\Delta$ -SCF-B3LYP. In addition, GSC2-B3LYP shows comparable performance to TD-B3LYP. This shows a potential application for the original GSC and the GSC2 form developed in this work, as multiple excited states are immediately accessible after only one calculation.

Although there are great improvements from the GSC method to the associated DFAs, it should be kept in mind that the GSC method has its intrinsic limitations. The delocalization error cannot be corrected effectively under the framework of GSC method for systems with large size, and there is no GSC correction at all for bulk systems, which are clearly demonstrated with calculations for the hydrogen chain and the helium cluster.<sup>8,41</sup> For these scenarios, the LOSC method is designed by using the orbitalets that can dynamically switch between the canonical orbitals and localized orbitals to systematically reduce the delocalization error.<sup>41,42</sup> Note that the formalism of LOSC is generalized based on the original GSC work with the approximate corrections.<sup>41,42</sup> Therefore, if there is no localization and the orbitalets are just the canonical orbitals, the LOSC method would become the same as the original GSC approach.<sup>41,42</sup>

To investigate the size dependence for the application of the GSC method, we selected many real molecules with the equilibrium structures and various sizes ranging from small systems, like water  $\text{H}_2\text{O}$ , to large systems, like fullerene  $\text{C}_{60}$ . Then we calculated the first IPs of these molecules from GSC1, GSC2 and the latest version of LOSC<sup>42</sup> for comparison. The error distribution over the number of atoms is plotted in Figure 6. According to Figure 6, we

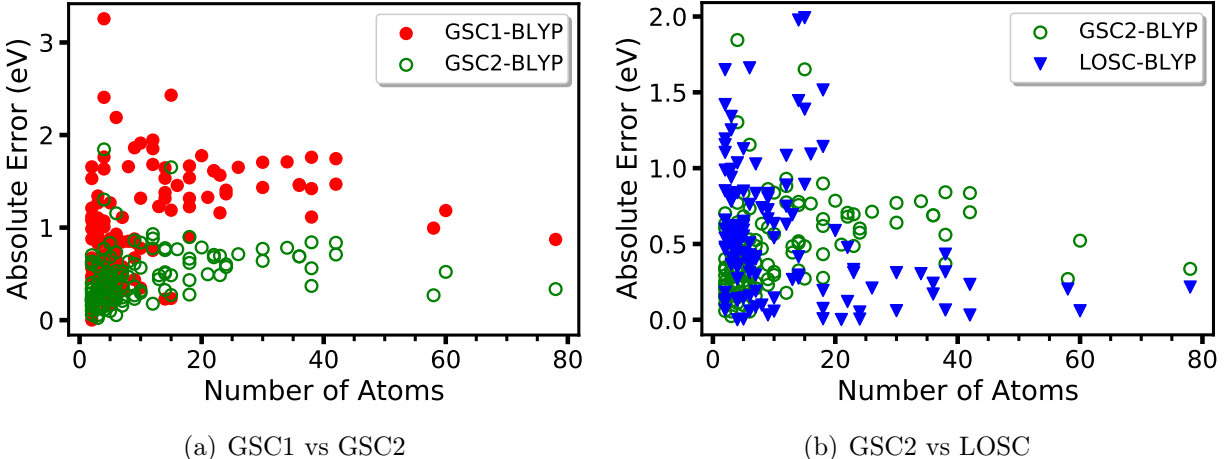


Figure 6: The error distribution of first IPs obtained from GSC1, GSC2 and LOSC for molecules with different sizes.

see GSC2 outperforms GSC1 regardless of the molecular size, because of the exact second-order correction instead of the approximated one. In addition, the comparison between GSC2 and LOSC clearly shows the size dependence of the GSC method. For systems with less than about 20 atoms, GSC2 shows better accuracy than LOSC. This is because the orbitalets used in LOSC are more like canonical orbitals and LOSC at these scenarios is close to the original GSC with approximate second-order corrections. For systems larger than about 20 atoms, we observe the opposite behavior that LOSC shows better accuracy. This is because the LOSC at these scenarios characterizes the delocalization error more effectively than the GSC method, in which the orbitalets used in LOSC are more localized than the canonical orbitals. This observation also suggests that developing more accurate correction in the scheme of LOSC, like the exact second-order correction in GSC2, would further improve the performance of LOSC for large and complex systems.

In conclusion, we have developed further the global scaling correction method with analytical and exact second-order energy corrections to better deal with delocalization errors existing in conventional DFAs. With the application of the exact second-order correction in the GSC method, we demonstrated the excellent performance of the GSC2 approach to describe the first IPs, EAs, other quasihole/quasiparticle energies and low-lying excitation

energies, which are all obtained from accurate (generalized) KS orbital energies in ground state calculations.

## Acknowledgement

Y. M. and Z.C. acknowledge the support from the National Institute of General Medical Sciences of the National Institutes of Health under award number R01-GM061870. W.Y. acknowledges the support from the National Science Foundation (grant no. CHE-1900338). Y. M. was also supported by the Shaffer-Hunnicuttt Fellowship and Z.C. by the Kathleen Zielik Fellowship from Duke University.

## Supporting Information Available

Supporting Information Available: mathematical derivations for the coupled perturbed equations, alternative derivations for energy second-order derivative, comparison between using density matrix as the direct variable and using occupation numbers as the direct variable, computational details, and numerical results.

## References

- (1) Hohenberg, P.; Kohn, W. Inhomogeneous Electron Gas. *Phys. Rev.* **1964**, *136*, B864–B871.
- (2) Kohn, W.; Sham, L. J. Self-Consistent Equations Including Exchange and Correlation Effects. *Phys. Rev.* **1965**, *140*, A1133–A1138.
- (3) Parr, R. G.; Yang, W. *Density-Functional Theory of Atoms and Molecules*; International Series of Monographs on Chemistry; Oxford University Press: Oxford, New York, 1989.

- (4) Janak, J. F. Proof That  $\frac{\partial E}{\partial N_i} = \varepsilon$  in Density-Functional Theory. *Phys. Rev. B* **1978**, *18*, 7165–7168.
- (5) Perdew, J. P.; Parr, R. G.; Levy, M.; Balduz, J. L. Density-Functional Theory for Fractional Particle Number: Derivative Discontinuities of the Energy. *Phys. Rev. Lett.* **1982**, *49*, 1691–1694.
- (6) Cohen, A. J.; Mori-Sánchez, P.; Yang, W. Fractional Charge Perspective on the Band Gap in Density-Functional Theory. *Phys. Rev. B* **2008**, *77*, 115123.
- (7) Mori-Sánchez, P.; Cohen, A. J.; Yang, W. Discontinuous Nature of the Exchange-Correlation Functional in Strongly Correlated Systems. *Phys. Rev. Lett.* **2009**, *102*, 066403.
- (8) Mori-Sánchez, P.; Cohen, A. J.; Yang, W. Localization and Delocalization Errors in Density Functional Theory and Implications for Band-Gap Prediction. *Phys. Rev. Lett.* **2008**, *100*, 146401.
- (9) Cohen, A. J.; Mori-Sánchez, P.; Yang, W. Insights into Current Limitations of Density Functional Theory. *Science* **2008**, *321*, 792–794.
- (10) Cohen, A. J.; Mori-Sánchez, P.; Yang, W. Challenges for Density Functional Theory. *Chem. Rev.* **2012**, *112*, 289–320.
- (11) Yang, W.; Zhang, Y.; Ayers, P. W. Degenerate Ground States and a Fractional Number of Electrons in Density and Reduced Density Matrix Functional Theory. *Phys. Rev. Lett.* **2000**, *84*, 5172–5175.
- (12) Zhang, Y.; Yang, W. In *Theoretical Chemistry Accounts: New Century Issue*; Cramer, C. J., Truhlar, D. G., Eds.; Springer: Berlin, Heidelberg, 2001; pp 346–348.
- (13) Adamo, C.; Barone, V. Toward Reliable Density Functional Methods without Adjustable Parameters: The PBE0 Model. *J. Chem. Phys.* **1999**, *110*, 6158–6170.

- (14) Lee, C.; Yang, W.; Parr, R. G. Development of the Colle-Salvetti Correlation-Energy Formula into a Functional of the Electron Density. *Phys. Rev. B* **1988**, *37*, 785–789.
- (15) Jaramillo, J.; Scuseria, G. E.; Ernzerhof, M. Local Hybrid Functionals. *J. Chem. Phys.* **2003**, *118*, 1068–1073.
- (16) Arbuznikov, A. V.; Kaupp, M. Local Hybrid Exchange-Correlation Functionals Based on the Dimensionless Density Gradient. *Chem. Phys. Lett.* **2007**, *440*, 160–168.
- (17) Grimme, S. Semiempirical Hybrid Density Functional with Perturbative Second-Order Correlation. *J. Chem. Phys.* **2006**, *124*, 034108.
- (18) Zhang, Y.; Xu, X.; Goddard, W. A. Doubly Hybrid Density Functional for Accurate Descriptions of Nonbond Interactions, Thermochemistry, and Thermochemical Kinetics. *PNAS* **2009**, *106*, 4963–4968.
- (19) Su, N. Q.; Yang, W.; Mori-Sánchez, P.; Xu, X. Fractional Charge Behavior and Band Gap Predictions with the XYG3 Type of Doubly Hybrid Density Functionals. *J. Phys. Chem. A* **2014**, *118*, 9201–9211.
- (20) Savin, A.; Flad, H.-J. Density Functionals for the Yukawa Electron-Electron Interaction. *Int. J. Quantum Chem.* **1995**, *56*, 327–332.
- (21) Savin, A. In *Theoretical and Computational Chemistry*; Seminario, J. M., Ed.; Recent Developments and Applications of Modern Density Functional Theory; Elsevier, 1996; Vol. 4; pp 327–357.
- (22) Iikura, H.; Tsuneda, T.; Yanai, T.; Hirao, K. A Long-Range Correction Scheme for Generalized-Gradient-Approximation Exchange Functionals. *J. Chem. Phys.* **2001**, *115*, 3540–3544.
- (23) Yanai, T.; Tew, D. P.; Handy, N. C. A New Hybrid Exchange–Correlation Functional

- Using the Coulomb-Attenuating Method (CAM-B3LYP). *Chem. Phys. Lett.* **2004**, *393*, 51–57.
- (24) Vydrov, O. A.; Scuseria, G. E. Assessment of a Long-Range Corrected Hybrid Functional. *J. Chem. Phys.* **2006**, *125*, 234109.
- (25) Chai, J.-D.; Head-Gordon, M. Long-Range Corrected Hybrid Density Functionals with Damped Atom–Atom Dispersion Corrections. *Phys. Chem. Chem. Phys.* **2008**, *10*, 6615–6620.
- (26) Baer, R.; Livshits, E.; Salzner, U. Tuned Range-Separated Hybrids in Density Functional Theory. *Annu. Rev. Phys. Chem.* **2010**, *61*, 85–109.
- (27) Perdew, J. P.; Zunger, A. Self-Interaction Correction to Density-Functional Approximations for Many-Electron Systems. *Phys. Rev. B* **1981**, *23*, 5048–5079.
- (28) Mori-Sánchez, P.; Cohen, A. J.; Yang, W. Many-Electron Self-Interaction Error in Approximate Density Functionals. *J. Chem. Phys.* **2006**, *125*, 201102.
- (29) Mori-Sánchez, P.; Cohen, A. J.; Yang, W. Self-Interaction-Free Exchange-Correlation Functional for Thermochemistry and Kinetics. *J. Chem. Phys.* **2006**, *124*, 091102.
- (30) Perdew, J. P.; Staroverov, V. N.; Tao, J.; Scuseria, G. E. Density Functional with Full Exact Exchange, Balanced Nonlocality of Correlation, and Constraint Satisfaction. *Phys. Rev. A* **2008**, *78*, 052513.
- (31) Schmidt, T.; Kraisler, E.; Kronik, L.; Kümmel, S. One-Electron Self-Interaction and the Asymptotics of the Kohn–Sham Potential: An Impaired Relation. *Phys. Chem. Chem. Phys.* **2014**, *16*, 14357–14367.
- (32) Pederson, M. R.; Ruzsinszky, A.; Perdew, J. P. Communication: Self-Interaction Correction with Unitary Invariance in Density Functional Theory. *J. Chem. Phys.* **2014**, *140*, 121103.



- (33) Schmidt, T.; Kümmel, S. One- and Many-Electron Self-Interaction Error in Local and Global Hybrid Functionals. *Phys. Rev. B* **2016**, *93*, 165120.
- (34) Yang, Z.-h.; Pederson, M. R.; Perdew, J. P. Full Self-Consistency in the Fermi-Orbital Self-Interaction Correction. *Phys. Rev. A* **2017**, *95*, 052505.
- (35) Borghi, G.; Ferretti, A.; Nguyen, N. L.; Dabo, I.; Marzari, N. Koopmans-Compliant Functionals and Their Performance against Reference Molecular Data. *Phys. Rev. B* **2014**, *90*, 075135.
- (36) Colonna, N.; Nguyen, N. L.; Ferretti, A.; Marzari, N. Koopmans-Compliant Functionals and Potentials and Their Application to the GW100 Test Set. *J. Chem. Theory Comput.* **2019**, *15*, 1905–1914.
- (37) Anisimov, V. I.; Kozhevnikov, A. V. Transition State Method and Wannier Functions. *Phys. Rev. B* **2005**, *72*, 075125.
- (38) Ma, J.; Wang, L.-W. Using Wannier Functions to Improve Solid Band Gap Predictions in Density Functional Theory. *Sci Rep* **2016**, *6*, 24924.
- (39) Zheng, X.; Cohen, A. J.; Mori-Sánchez, P.; Hu, X.; Yang, W. Improving Band Gap Prediction in Density Functional Theory from Molecules to Solids. *Phys. Rev. Lett.* **2011**, *107*, 026403.
- (40) Li, C.; Zheng, X.; Cohen, A. J.; Mori-Sánchez, P.; Yang, W. Local Scaling Correction for Reducing Delocalization Error in Density Functional Approximations. *Phys. Rev. Lett.* **2015**, *114*, 053001.
- (41) Li, C.; Zheng, X.; Su, N. Q.; Yang, W. Localized Orbital Scaling Correction for Systematic Elimination of Delocalization Error in Density Functional Approximations. *Natl. Sci. Rev.* **2018**, *5*, 203–215.

- (42) Su, N. Q.; Mahler, A.; Yang, W. Preserving Symmetry and Degeneracy in the Localized Orbital Scaling Correction Approach. *J. Phys. Chem. Lett.* **2020**, *11*, 1528–1535.
- (43) Mei, Y.; Chen, Z.; Yang, W. Self-Consistent Calculation of the Localized Orbital Scaling Correction for Correct Electron Densities and Energy-Level Alignments in Density Functional Theory. *J. Phys. Chem. Lett.* **2020**, *11*, 10269–10277.
- (44) Mei, Y.; Li, C.; Su, N. Q.; Yang, W. Approximating Quasiparticle and Excitation Energies from Ground State Generalized Kohn-Sham Calculations. **2019**, eprint arXiv:1810.09906 [physics.chem-ph].
- (45) Mei, Y.; Li, C.; Su, N. Q.; Yang, W. Approximating Quasiparticle and Excitation Energies from Ground State Generalized Kohn-Sham Calculations. *J. Phys. Chem. A* **2019**, *123*, 666–673.
- (46) Mei, Y.; Yang, N.; Yang, W. Describing Polymer Polarizability with Localized Orbital Scaling Correction in Density Functional Theory. *J. Chem. Phys.* **2021**, *154*, 054302.
- (47) Zhang, D.; Zheng, X.; Li, C.; Yang, W. Orbital Relaxation Effects on Kohn-Sham Frontier Orbital Energies in Density Functional Theory. *J. Chem. Phys.* **2015**, *142*, 154113.
- (48) Yang, X.; Zheng, X.; Yang, W. Density Functional Prediction of Quasiparticle, Excitation, and Resonance Energies of Molecules With a Global Scaling Correction Approach. *Front. Chem.* **2020**, *8*, 979.
- (49) Parr, R. G.; Yang, W. Density Functional Approach to the Frontier-Electron Theory of Chemical Reactivity. *J. Am. Chem. Soc.* **1984**, *106*, 4049–4050.
- (50) Mei, Y.; Yang, W. Excited-State Potential Energy Surfaces, Conical Intersections, and Analytical Gradients from Ground-State Density Functional Theory. *J. Phys. Chem. Lett.* **2019**, *10*, 2538–2545.

- (51) Cococcioni, M.; de Gironcoli, S. Linear Response Approach to the Calculation of the Effective Interaction Parameters in the LDA + U Method. *Phys. Rev. B* **2005**, *71*, 035105.
- (52) Bajaj, A.; Janet, J. P.; Kulik, H. J. Communication: Recovering the Flat-Plane Condition in Electronic Structure Theory at Semi-Local DFT Cost. *J. Chem. Phys.* **2017**, *147*, 191101.
- (53) Hait, D.; Head-Gordon, M. Delocalization Errors in Density Functional Theory Are Essentially Quadratic in Fractional Occupation Number. *J. Phys. Chem. Lett.* **2018**, *9*, 6280–6288.
- (54) Yang, W.; Cohen, A. J.; De Proft, F.; Geerlings, P. Analytical Evaluation of Fukui Functions and Real-Space Linear Response Function. *J. Chem. Phys.* **2012**, *136*, 144110.
- (55) Peng, D.; Yang, W. Fukui Function and Response Function for Nonlocal and Fractional Systems. *J. Chem. Phys.* **2013**, *138*, 184108.
- (56) Hirata, S.; Head-Gordon, M. Time-Dependent Density Functional Theory for Radicals: An Improved Description of Excited States with Substantial Double Excitation Character. *Chemical Physics Letters* **1999**, *302*, 375–382.
- (57) Martin, R. M.; Reining, L.; Ceperley, D. M. *Interacting Electrons*; Cambridge University Press, 2016.
- (58) Knight, J. W.; Wang, X.; Gallandi, L.; Dolgounitcheva, O.; Ren, X.; Ortiz, J. V.; Rinke, P.; Körzdörfer, T.; Marom, N. Accurate Ionization Potentials and Electron Affinities of Acceptor Molecules III: A Benchmark of GW Methods. *J. Chem. Theory Comput.* **2016**, *12*, 615–626.
- (59) Kimura, K. K. *Handbook of HeI Photoelectron Spectra of Fundamental Organic Molecules*; Halsted Press, 1981.

- (60) Perdew, J. P.; Burke, K.; Ernzerhof, M. Generalized Gradient Approximation Made Simple. *Phys. Rev. Lett.* **1996**, *77*, 3865–3868.

Supporting Information for:  
The Exact Second Order Corrections and  
Accurate Quasiparticle Energy Calculations in  
Density Functional Theory

Yuncai Mei,<sup>†</sup> Zehua Chen,<sup>†</sup> and Weitao Yang<sup>\*,†,‡</sup>

<sup>†</sup>*Department of Chemistry, Duke University, Durham, North Carolina 27708, USA*

<sup>‡</sup>*Department of Physics, Duke University, Durham, North Carolina 27708, USA*

E-mail: weitao.yang@duke.edu

---

<sup>1</sup>Y.M. and Z.C. contributed equally to this work and share the first authorship.

# Contents

<b>1</b>	<b>More clarification on the GSC method</b>	<b>3</b>
1.1	Derivation of the correction from GSC . . . . .	3
1.2	Comments on the self-consistent calculations with GSC . . . . .	4
<b>2</b>	<b>Various derivations of the second-order energy derivatives with respect to canonical occupation numbers</b>	<b>5</b>
2.1	Derivation from the coupled perturbed equations . . . . .	5
2.1.1	Integer systems . . . . .	8
2.1.2	Fractional systems . . . . .	11
2.1.3	The cross terms in the second derivatives . . . . .	11
2.2	Derivation from the Maxwell relation and linear response . . . . .	12
2.3	Derivation using the density matrix as the direct variable . . . . .	19
<b>3</b>	<b>Physical interpretation of the orbital hardness matrix <math>\frac{\partial^2 E}{\partial n_{p\tau} \partial n_{q\sigma}}</math></b>	<b>23</b>
<b>4</b>	<b>Computational details and results</b>	<b>25</b>
4.1	$E(N)$ curve of F atom . . . . .	25
4.2	The ionization potentials (IPs) . . . . .	26
4.3	The electron affinities (EAs) . . . . .	33
4.4	Quasihole energies . . . . .	38
4.5	Low-lying excitation energies . . . . .	40
4.6	Photoemission spectra . . . . .	42
4.7	Size dependence calculations . . . . .	47
	<b>References</b>	<b>50</b>

# 1 More clarification on the GSC method

## 1.1 Derivation of the correction from GSC

Following the notation in the main text, we derive the correction  $\Delta_{\text{GSC}}([n_{p\sigma}])$  associated with the specific orbital  $\psi_{p\sigma}$ . According to Eq. 10 in the main text, we evaluate the total energies of integer systems up to the second order. Consider the set of occupations  $[n_{p\sigma}]$ , with one specific orbital,  $\psi_{p\sigma}$ , with a fractional occupation at a time, while the rest of orbitals are fully occupied with  $n_{i\sigma} = 1, i \neq p$  or unoccupied with  $n_{a\sigma} = 0, a \neq p$ . When the orbital is fully occupied,  $n_{p\sigma} + \delta_{p\sigma} = 1$ , using Eq. 10 of the main text, we have the energy of the corresponding  $(N + 1)$ -electron system as

$$\begin{aligned} E([n_{p\sigma} + \delta_{p\sigma} = 1]) &= E([n_{p\sigma}]) + \frac{\partial E(\{n_{m\tau}\})}{\partial n_{p\sigma}} \delta_{p\sigma} + \frac{1}{2} \frac{\partial^2 E(\{n_{m\tau}\})}{\partial n_{p\sigma}^2} \delta_{p\sigma}^2 + \mathcal{O}(\delta_{p\sigma}^3) \\ &= E([n_{p\sigma}]) + \frac{\partial E(\{n_{m\tau}\})}{\partial n_{p\sigma}} (1 - n_{p\sigma}) + \frac{1}{2} \frac{\partial^2 E(\{n_{m\tau}\})}{\partial n_{p\sigma}^2} (1 - n_{p\sigma})^2 + \mathcal{O}((1 - n_{p\sigma})^3), \end{aligned} \quad (1)$$

and when the orbital is fully unoccupied,  $n_{p\sigma} + \delta_{p\sigma} = 0$ , we have the energy of the corresponding  $N$ -electron system as

$$\begin{aligned} E([n_{p\sigma} + \delta_{p\sigma} = 0]) &= E([n_{p\sigma}]) + \frac{\partial E(\{n_{m\tau}\})}{\partial n_{p\sigma}} \delta_{p\sigma} + \frac{1}{2} \frac{\partial^2 E(\{n_{m\tau}\})}{\partial n_{p\sigma}^2} \delta_{p\sigma}^2 + \mathcal{O}(\delta_{p\sigma}^3) \\ &= E([n_{p\sigma}]) - \frac{\partial E(\{n_{m\tau}\})}{\partial n_{p\sigma}} n_{p\sigma} + \frac{1}{2} \frac{\partial^2 E(\{n_{m\tau}\})}{\partial n_{p\sigma}^2} n_{p\sigma}^2 + \mathcal{O}(n_{p\sigma}^3). \end{aligned} \quad (2)$$

Substituting resulting energies of integer systems with the truncation at the second order into Eq. 2 in the main text, we have the energy correction from the GSC associated with the

orbital  $\psi_{p\sigma}$  as

$$\begin{aligned}
\Delta_{\text{GSC}}([n_{p\sigma}]) &= \left\{ (1 - n_{p\sigma})E([n_{p\sigma} + \delta_{p\sigma} = 0]) + n_{p\sigma}E([n_{p\sigma} + \delta_{p\sigma} = 1]) \right\} - E([n_{p\sigma}]) \\
&= \frac{1}{2} \frac{\partial^2 E(\{n_{m\tau}\})}{\partial n_{p\sigma}^2} [(1 - n_{p\sigma}) n_{p\sigma}^2 + n_{p\sigma} (1 - n_{p\sigma})^2] \\
&= \frac{1}{2} \frac{\partial^2 E(\{n_{m\tau}\})}{\partial n_{p\sigma}^2} (n_{p\sigma} - n_{p\sigma}^2), \tag{3}
\end{aligned}$$

which is Eq. 11 of the main text. Note that all the derivatives with respect to the occupation number are evaluated at the fractional occupation  $[n_{p\sigma}]$ .

## 1.2 Comments on the self-consistent calculations with GSC

Based on the energy correction, the correction to the effective Hamiltonian from GSC is

$$\Delta H_{\text{GSC}}^\sigma(\mathbf{r}, \mathbf{r}') = \frac{\delta \Delta_{\text{GSC}}}{\delta \rho_s^\sigma(\mathbf{r}', \mathbf{r})}. \tag{4}$$

Based on  $\hat{\rho}_s^\sigma = \sum_{p\sigma} n_{p\sigma} |\psi_{p\sigma}\rangle \langle \psi_{p\sigma}|$  and hence  $n_{p\sigma} = \langle \psi_{p\sigma} | \rho_s^\sigma | \psi_{p\sigma} \rangle$ , using Eq. 3, we have

$$\Delta H_{\text{GSC}}^\sigma(\mathbf{r}, \mathbf{r}') = \frac{1}{2} \sum_{p\sigma} \left[ \kappa_{p\sigma} (1 - 2n_{p\sigma}) |\psi_{p\sigma}\rangle \langle \psi_{p\sigma}| + \frac{\partial \kappa_{p\sigma}}{\partial \rho_s(\mathbf{r}', \mathbf{r})} (n_{p\sigma} - n_{p\sigma}^2) \right]. \tag{5}$$

The first term in Eq. 5 is the projection over the canonical orbitals, which does not change the eigenstates from the DFA Hamiltonian. The second term in Eq. 5 involves the response of the coefficient  $\kappa_{p\sigma}$  to the density matrix. For integer systems, the second term in Eq. 5 does not contribute because  $(n_{p\sigma} - n_{p\sigma}^2) = 0$ . Therefore, for integer systems, applying GSC with a post-SCF or SCF approach produces the identical canonical orbitals, electron density and orbital energies. For fractional systems, post-SCF and SCF for GSC are different and evaluating  $\frac{\partial \kappa_{p\sigma}}{\partial \rho_s(\mathbf{r}, \mathbf{r}')}$  would involve higher order terms.



## 2 Various derivations of the second-order energy derivatives with respect to canonical occupation numbers

In the following, we derive the analytical expression for the exact second order derivatives of the total energy with respect to canonical occupation number used in GSC. We use indices  $i, j, k$  for occupied orbitals, indices  $a, b$  for virtual orbitals, indices  $m, n, p, q, k, l$  for general orbitals,  $\sigma, \tau, \nu, \kappa$  for the spin of electrons,  $m_{p\sigma}, n_{p\sigma}$  for the  $p$ -th canonical occupation numbers with spin  $\sigma$ , and  $\psi_{p\sigma}$  for the  $p$ -th canonical orbital (CO) with spin  $\sigma$ .

### 2.1 Derivation from the coupled perturbed equations

The exact first derivative of the total energy with respect to the canonical occupation number for an associated DFA is

$$\frac{\partial E}{\partial n_{p\sigma}} = \sum_{\tau} \iint d\mathbf{r} d\mathbf{r}' \frac{\delta E}{\delta \rho_{\mathbf{s}}^{\tau}(\mathbf{r}, \mathbf{r}')} \frac{\partial \rho_{\mathbf{s}}^{\tau}(\mathbf{r}, \mathbf{r}')}{\partial n_{p\sigma}} \quad (6)$$

$$= \langle \psi_{p\sigma} | H_{\mathbf{s}}^{\sigma} | \psi_{p\sigma} \rangle + \sum_{k\tau} n_{k\tau} \left( \left\langle \frac{\partial \psi_{k\tau}}{\partial n_{p\sigma}} \middle| H_{\mathbf{s}}^{\tau} \middle| \psi_{k\tau} \right\rangle + \left\langle \psi_{k\tau} \middle| H_{\mathbf{s}}^{\tau} \middle| \frac{\partial \psi_{k\tau}}{\partial n_{p\sigma}} \right\rangle \right) \quad (7)$$

$$= \langle \psi_{p\sigma} | H_{\mathbf{s}}^{\sigma} | \psi_{p\sigma} \rangle + \sum_{q\tau} n_{q\tau} \epsilon_{q\tau} \frac{\partial}{\partial n_{p\sigma}} \langle \psi_{q\tau} | \psi_{q\tau} \rangle \quad (8)$$

$$= \langle \psi_{p\sigma} | H_{\mathbf{s}}^{\sigma} | \psi_{p\sigma} \rangle, \quad (9)$$

where  $H_{\mathbf{s}}^{\sigma}$  is the Kohn-Sham (KS) or generalized KS (GKS) Hamiltonian and we used  $\langle \psi_{q\tau} | \psi_{q\tau} \rangle = 1$ . Eq. 9 is a natural extension of the Janak theorem to the generalized KS case.<sup>1</sup>

The exact second order derivative of the total energy with respect to the canonical occu-

pation number for an associated DFA is

$$\begin{aligned}\frac{\partial^2 E}{\partial n_{p\sigma}^2} &= \frac{\partial}{\partial n_{p\sigma}} \sum_{\tau} \iint d\mathbf{r} d\mathbf{r}' \frac{\delta E}{\delta \rho_s^{\tau}(\mathbf{r}, \mathbf{r}')} \frac{\partial \rho_s^{\tau}(\mathbf{r}, \mathbf{r}')}{\partial n_{p\sigma}} \\ &= \frac{\partial}{\partial n_{p\sigma}} \left[ \langle \psi_{p\sigma} | H_s^{\sigma} | \psi_{p\sigma} \rangle + \sum_{k\tau} n_{k\tau} \left( \left\langle \frac{\partial \psi_{k\tau}}{\partial n_{p\sigma}} \middle| H_s^{\tau} \middle| \psi_{k\tau} \right\rangle + \left\langle \psi_{k\tau} \middle| H_s^{\tau} \middle| \frac{\partial \psi_{k\tau}}{\partial n_{p\sigma}} \right\rangle \right) \right] \quad (10)\end{aligned}$$

We denote the last two terms in Eq. 10 as  $T_2$ , and we show that  $T_2$  gives zero contribution in the end. We use the property that the orbitals are eigenfunctions of the (G)KS Hamiltonian. Thus, the last two terms in Eq. 10 turn into

$$T_2 = \frac{\partial}{\partial n_{p\sigma}} \left[ \sum_{k\tau} n_{k\tau} \left( \left\langle \frac{\partial \psi_{k\tau}}{\partial n_{p\sigma}} \middle| H_s^{\tau} \middle| \psi_{k\tau} \right\rangle + \left\langle \psi_{k\tau} \middle| H_s^{\tau} \middle| \frac{\partial \psi_{k\tau}}{\partial n_{p\sigma}} \right\rangle \right) \right] \quad (11)$$

$$= \frac{\partial}{\partial n_{p\sigma}} \left( \sum_{q\tau} n_{q\tau} \epsilon_{q\tau} \frac{\partial}{\partial n_{p\sigma}} \langle \psi_{q\tau} | \psi_{q\tau} \rangle \right) \quad (12)$$

$$= \epsilon_{p\sigma} \frac{\partial}{\partial n_{p\sigma}} \langle \psi_{p\sigma} | \psi_{p\sigma} \rangle + \sum_{q\tau} n_{q\tau} \frac{\partial \epsilon_{q\tau}}{\partial n_{p\sigma}} \frac{\partial}{\partial n_{p\sigma}} \langle \psi_{q\tau} | \psi_{q\tau} \rangle + \sum_{q\tau} n_{q\tau} \epsilon_{q\tau} \frac{\partial^2}{\partial n_{p\sigma}^2} \langle \psi_{q\tau} | \psi_{q\tau} \rangle \quad (13)$$

$$= 0. \quad (14)$$

Because the orbitals are always constrained to be orthonormal, namely  $\langle \psi_{q\tau} | \psi_{q\tau} \rangle \equiv 1$ , the derivative of  $\langle \psi_{q\tau} | \psi_{q\tau} \rangle$  to any order is always zeros. Therefore, we have  $T_2$  equals to zero at the end as shown in Eq. 14.

According to Eq. 10 and 14, the second order derivative of total energy with respect to canonical occupation number is evaluated as

$$\frac{\partial^2 E}{\partial n_{p\sigma}^2} = \left\langle \psi_{p\sigma} \middle| \frac{\partial H_s^{\sigma}}{\partial n_{p\sigma}} \middle| \psi_{p\sigma} \right\rangle \quad (15)$$

$$= \sum_{\tau} \iiint d\mathbf{r}_1 d\mathbf{r}_2 d\mathbf{r}_3 d\mathbf{r}_4 \psi_{p\sigma}^*(\mathbf{r}_1) \psi_{p\sigma}(\mathbf{r}_2) \frac{\delta H_s^{\sigma}(\mathbf{r}_1, \mathbf{r}_2)}{\delta \rho_s^{\tau}(\mathbf{r}_3, \mathbf{r}_4)} \frac{\partial \rho_s^{\tau}(\mathbf{r}_3, \mathbf{r}_4)}{\partial n_{p\sigma}} \quad (16)$$

$$= \langle \psi_{p\sigma} \psi_{p\sigma}^* | K^{\sigma\sigma} | \psi_{p\sigma} \psi_{p\sigma}^* \rangle + \sum_{k\tau} n_{k\tau} \left( \left\langle \psi_{p\sigma} \psi_{p\sigma}^* \middle| K^{\sigma\tau} \middle| \frac{\partial \psi_{k\tau}}{\partial n_{p\sigma}} \psi_{k\tau}^* \right\rangle + \left\langle \psi_{p\sigma} \psi_{p\sigma}^* \middle| K^{\sigma\tau} \middle| \psi_{k\tau} \frac{\partial \psi_{k\tau}^*}{\partial n_{p\sigma}} \right\rangle \right) \quad (17)$$

in which the Hellmann-Feynman theorem is used in Eq. 15,  $K^{\sigma\tau}$  is the kernel operator, defined as the second-order functional derivatives of the total energy functional with respect to  $\rho_s^\tau$

$$K^{\sigma\tau}(\mathbf{r}_1, \mathbf{r}_2; \mathbf{r}_3, \mathbf{r}_4) = \frac{\delta^2 E_v[\rho_s^\sigma]}{\delta\rho_s^\tau(\mathbf{r}_3, \mathbf{r}_4)\delta\rho_s^\sigma(\mathbf{r}_2, \mathbf{r}_1)} \quad (18)$$

$$= \frac{\delta H_s^\sigma(\mathbf{r}_1, \mathbf{r}_2)}{\delta\rho_s^\tau(\mathbf{r}_3, \mathbf{r}_4)} \quad (19)$$

$$= \frac{\delta(\mathbf{r}_1, \mathbf{r}_2)\delta(\mathbf{r}_3, \mathbf{r}_4)}{|\mathbf{r}_1 - \mathbf{r}_3|} + \frac{\delta^2 E_{xc}}{\delta\rho_s^\sigma(\mathbf{r}_2, \mathbf{r}_1)\delta\rho_s^\tau(\mathbf{r}_3, \mathbf{r}_4)}, \quad (20)$$

and

$$\langle \psi_{p\sigma}\psi_{q\sigma}^* | K^{\sigma\tau} | \psi_{m\tau}\psi_{n\tau}^* \rangle = \iiint \mathbf{dr}_1 \mathbf{dr}_2 \mathbf{dr}_3 \mathbf{dr}_4 \psi_{p\sigma}^*(\mathbf{r}_1)\psi_{q\sigma}(\mathbf{r}_2)K^{\sigma\tau}(\mathbf{r}_1, \mathbf{r}_2; \mathbf{r}_3, \mathbf{r}_4)\psi_{m\tau}(\mathbf{r}_3)\psi_{n\tau}^*(\mathbf{r}_4) \quad (21)$$

$$= K_{pq\sigma, mn\tau}. \quad (22)$$

According to Eq. 17, the evaluation of the second order derivative of total energy involves the first order derivative of COs with respect to canonical occupation numbers, i.e.,  $\frac{\partial\psi_{k\tau}}{\partial n_{p\sigma}}$ . In the space of COs, the relaxation of COs can be expanded under the basis of COs, i.e.,

$$\frac{\partial\psi_{k\tau}}{\partial n_{p\sigma}} = \sum_m U_{km\tau}^{n_{p\sigma}} \psi_{m\tau}, \quad (23)$$

with  $U_{km\tau}^{n_{p\sigma}}$  being the expansion coefficients associated with the occupation number  $n_{p\sigma}$ . The CP equations are developed to solve the set of coefficients  $U_{km\tau}^{n_{p\sigma}}$  for all the orbitals.

The derivation of the CP equations with respect to the canonical occupation numbers in this work is similar to the derivation of CP equations for nuclear coordinates.<sup>2,3</sup> It is based on two stationary conditions for the (G)KS calculation at the self-consistent (SCF) solution: (1) the COs are orthonormal to each other; (2) the (G)KS Hamiltonian is diagonal under

the representation of COs; that is,

$$\langle \psi_{m\tau} | \psi_{n\tau} \rangle = \delta_{mn}, \quad (24)$$

$$\langle \psi_{m\tau} | H_s^\tau | \psi_{n\tau} \rangle = \delta_{mn} \epsilon_{m\tau}, \quad (25)$$

with  $\delta_{mn}$  being the Kronecker delta function. Taking derivatives of Eq. 24 and 25 with respect to canonical occupation numbers gives a set of constraints for the relaxation of COs with respect to canonical occupation numbers, which are,

$$\frac{\partial \langle \psi_{m\tau} | \psi_{n\tau} \rangle}{\partial n_{p\sigma}} = 0, \quad m \geq n, \quad (26)$$

$$\frac{\partial \langle \psi_{m\tau} | H_s^\tau | \psi_{n\tau} \rangle}{\partial n_{p\sigma}} = 0, \quad m > n. \quad (27)$$

### 2.1.1 Interger systems

First, we focus on the derivation for integer systems, in which the canonical occupation numbers are either 1 for occupied orbitals or 0 for virtual orbitals.

From Eq. 26, we have

$$\begin{aligned} 0 &= \frac{\partial \langle \psi_{m\tau} | \psi_{n\tau} \rangle}{\partial n_{p\sigma}} \\ &= \sum_k U_{mk\tau}^{n_{p\sigma}} \langle \psi_{k\tau} | \psi_{n\tau} \rangle + \sum_l U_{nl\tau}^{n_{p\sigma}} \langle \psi_{m\tau} | \psi_{l\tau} \rangle \\ &= U_{mn\tau}^{n_{p\sigma}} + U_{nm\tau}^{n_{p\sigma}} = 0. \end{aligned} \quad (28)$$

From Eq. 27, we have

$$\begin{aligned} 0 &= \frac{\partial \langle \psi_{m\tau} | H_s^\tau | \psi_{n\tau} \rangle}{\partial n_{p\sigma}} \\ &= \left\langle \psi_{m\tau} \left| \frac{\partial H_s^\tau}{\partial n_{p\sigma}} \right| \psi_{n\tau} \right\rangle + \left( \left\langle \frac{\partial \psi_{m\tau}}{\partial n_{p\sigma}} \left| H_s^\tau \right| \psi_{n\tau} \right\rangle + \left\langle \psi_{m\tau} \left| H_s^\tau \right| \frac{\partial \psi_{n\tau}}{\partial n_{p\sigma}} \right\rangle \right) \end{aligned} \quad (29)$$

Following the similar steps shown in Eqs. 15 - 17 to derive the derivative of (G)KS Hamiltonian, and using relations shown in Eq. 23 and Eq. 28, we can express Eq. 29 as

$$\begin{aligned}
0 &= \left( K_{mn\tau,pp\sigma} + \sum_{iqv} n_{iv} U_{iqv}^{n_{p\sigma}} (K_{mn\tau,qiv} + K_{mn\tau,iqv}) \right) + \sum_r U_{mr\tau}^{n_{p\sigma}} \langle \psi_{r\tau} | H_s^\tau | \psi_{n\tau} \rangle + \sum_s U_{ns\tau}^{n_{p\sigma}} \langle \psi_{m\tau} | H_s^\tau | \psi_{s\tau} \rangle \\
&= K_{mn\tau,pp\sigma} + \sum_{iqv} n_{iv} U_{iqv}^{n_{p\sigma}} (K_{mn\tau,qiv} + K_{mn\tau,iqv}) + U_{mn\tau}^{n_{p\sigma}} \epsilon_{n\tau} + U_{nm\tau}^{n_{p\sigma}} \epsilon_{m\tau} \\
&= K_{mn\tau,pp\sigma} + \sum_{iqv} n_{iv} U_{iqv}^{n_{p\sigma}} (K_{mn\tau,qiv} + K_{mn\tau,iqv}) + U_{mn\tau}^{n_{p\sigma}} (\epsilon_{n\tau} - \epsilon_{m\tau}), \tag{30}
\end{aligned}$$

where  $K_{mn\tau,pq\sigma}$  is the matrix representation of the kernel operator as defined in Eq. 20.

The summation over index  $q$  for general COs in Eq. 30 can be separated into the occupied and virtual part for integer systems, i.e.,

$$\sum_q = \sum_j + \sum_a. \tag{31}$$

Based on the separation shown in Eq. 31 and the relation of  $\{U_{mn\tau}^{n_{p\sigma}}\}$  shown in Eq. 28, the summation term in Eq. 30 can be simplified as

$$\begin{aligned}
\sum_{iqv} n_{iv} U_{iqv}^{n_{p\sigma}} (K_{mn\tau,qiv} + K_{mn\tau,iqv}) &= \sum_{ijv} n_{iv} U_{ijv}^{n_{p\sigma}} (K_{mn\tau,ijv} + K_{mn\tau,jiv}) \\
&\quad + \sum_{iav} n_{iv} U_{iav}^{n_{p\sigma}} (K_{mn\tau,iav} + K_{mn\tau,aiv}) \tag{32}
\end{aligned}$$

$$\begin{aligned}
&= \frac{1}{2} \sum_{ijv} n_{iv} (U_{ijv}^{n_{p\sigma}} + U_{jiv}^{n_{p\sigma}}) (K_{mn\tau,ijv} + K_{mn\tau,jiv}) \\
&\quad + \sum_{iav} n_{iv} U_{iav}^{n_{p\sigma}} (K_{mn\tau,iav} + K_{mn\tau,aiv}) \tag{33}
\end{aligned}$$

$$= \sum_{via} n_{iv} U_{iav}^{n_{p\sigma}} (K_{mn\tau,iav} + K_{mn\tau,aiv}). \tag{34}$$

Note that the contribution from the occupied-occupied block of  $U_{ijv}^{n_{p\sigma}}$  vanishes and only the occupied-virtual block of  $U_{iav}^{n_{p\sigma}}$  remains.

Combining Eq. 30 and Eq. 34, we have a set of linear equations,

$$U_{mn\tau}^{n_{p\sigma}} (\epsilon_{n\tau} - \epsilon_{m\tau}) + \sum_{iav} n_{iv} U_{iav}^{n_{p\sigma}} (K_{mn\tau,ia\tau} + K_{mn\tau,ai\tau}) = -K_{mn\tau,pp\sigma}, \quad m > n. \quad (35)$$

The summation in Eq. 35 is over only pairs of occupied and virtual orbitals (occupied-virtual block for  $\{U_{iav}^{n_{p\sigma}}\}$ ), which reduces the dimension of the set of equations in matrix form to  $\sum_{\sigma} N_{\text{occ}}^{\sigma} \times N_{\text{vir}}^{\sigma}$ , with  $N_{\text{occ}}^{\sigma}$  being the number of occupied orbitals and  $N_{\text{vir}}^{\sigma}$  being the number of virtual orbitals for  $\sigma$  spin. Expressing Eq. 35 in matrix form, we have the set of linear matrix equations with respect to all the canonical occupied numbers  $n_{p\sigma}$ ,

$$\mathbf{M}\mathbf{U}^{n_{p\sigma}} = \mathbf{b}^{n_{p\sigma}}, \quad (36)$$

$$M_{ia\tau,jb\tau} = (\epsilon_{a\tau} - \epsilon_{i\tau}) \delta_{ij} \delta_{ab} \delta_{\tau\nu} + n_{j\nu} (K_{ia\tau,jb\tau} + K_{ia\tau,bj\tau}), \quad (37)$$

$$b_{ia\tau}^{n_{p\sigma}} = -K_{ia\tau,pp\sigma}. \quad (38)$$

Eqs. 36 - 38 are the CP equations with respect to canonical occupied numbers, which give solutions to the expansion coefficients for the occupied-virtual block of  $\{U_{ia\tau}^{n_{p\sigma}}\}$ .

With solutions of  $\{U_{ia\tau}^{n_{p\sigma}}\}$  from the CP equations, Eq. 36, we can evaluate the analytical second order derivative of total energy with respect to canonical occupation numbers for integer systems as

$$\frac{\partial^2 E}{\partial n_{p\sigma}^2} = K_{pp\sigma,pp\sigma} + \sum_{ia\tau} U_{ia\tau}^{n_{p\sigma}} (K_{pp\sigma,ia\tau} + K_{pp\sigma,ai\tau}) \quad (39)$$

$$= K_{pp\sigma,pp\sigma} - \sum_{ia\tau,jb\tau} (K_{pp\sigma,ia\tau} + K_{pp\sigma,ai\tau}) M_{ia\tau,jb\tau}^{-1} K_{jb\tau,pp\sigma}. \quad (40)$$

This equation is in a convenient form for applications when only a few orbitals are needed for the GSC correction. The corresponding terms  $\{U_{ia\tau}^{p\sigma}\}$  can be directly obtained from numerical iterative solution to the CP equations.

### 2.1.2 Fractional systems

For fractional systems with fractional occupation numbers, the CP equations become a little more complicated. For fractional systems, we clarify orbitals to be fully occupied with  $n_i = 1$ , fractionally occupied with  $0 < n_f < 1$ , and virtual with  $n_a = 0$ . Therefore, the summation over all the orbitals is divided into three blocks, i.e.,

$$\sum_q = \sum_i + \sum_f + \sum_a, \quad (41)$$

with index  $f$  for fractionally occupied orbitals. Using the similar treatment to the derivation of the integer systems, we have the following set of linear equations for the fractional systems as,

$$\begin{aligned} K_{mn\tau,pp\sigma} &= U_{mn\tau}^{n_{p\sigma}} (\epsilon_{m\tau} - \epsilon_{n\tau}) - \sum_v \left( \sum_{m=i} + \sum_{m=f} \right) \left( \sum_{n=i} + \sum_{n=f} + \sum_{n=a} \right) n_{mv} U_{mnv}^{n_{p\sigma}} (K_{pp\tau,mnv} + K_{pp\tau,nmv}) \\ &= U_{mn\tau}^{n_{p\sigma}} (\epsilon_{m\tau} - \epsilon_{n\tau}) \\ &\quad - \sum_v \left( \sum_{m=i,n=f} + \sum_{m=i,n=a} + \sum_{m=f,n=i} + \sum_{m=f,n=f,m>n} + \sum_{m=f,n=a} \right) n_{mv} U_{mnv}^{n_{p\sigma}} (K_{pp\tau,mnv} + K_{pp\tau,nmv}) \end{aligned} \quad (42)$$

$$(43)$$

The dimension of the CP equations (Eq. 43) is  $\sum_{\sigma} N_{\text{occ}}^{\sigma} \times (N_{\text{frac}}^{\sigma} + N_{\text{vir}}^{\sigma}) + N_{\text{frac}}^{\sigma} \times (N_{\text{occ}}^{\sigma} + N_{\text{vir}}^{\sigma}) + N_{\text{frac}}^{\sigma} \times (N_{\text{frac}}^{\sigma} - 1)/2$ , with  $N_{\text{frac}}^{\sigma}$  being the number of fractionally occupied orbitals with spin  $\sigma$ .

### 2.1.3 The cross terms in the second derivatives

In GSC2, we only need the second order derivatives of total energy with respect to the same occupation number. The cross terms with respect to two different occupation numbers are not needed, because we only consider one specific orbital with the fractional occupation.

Here, we present the analytical expression of the cross terms for future purpose. Take the integer system as the example. The expression of cross terms can be generalized easily based on Eq. 17 and Eq. 40, which is shown as

$$\begin{aligned}\frac{\partial^2 E}{\partial n_{p\sigma} \partial n_{q\tau}} &= K_{pp\sigma,qq\tau} - \sum_{ia\nu} U_{ia\nu}^{n_{q\tau}} (K_{pp\sigma,ia\nu} + K_{pp\sigma,ai\nu}) \\ &= K_{pp\sigma,qq\tau} - \sum_{ia\nu,jb\kappa} (K_{pp\sigma,ia\nu} + K_{pp\sigma,ai\nu}) M_{ia\nu,jb\kappa}^{-1} K_{jb\kappa,qq\tau}.\end{aligned}\quad (44)$$

## 2.2 Derivation from the Maxwell relation and linear response

It is possible to derive the second derivatives from the Maxwell relation following the previous work.<sup>4,5</sup> Consider the generalized KS calculations, in which the set of canonical occupation numbers is given as  $\{n_{p\sigma}\}$  and the GKS spin density matrix is  $\rho_s^\sigma = \sum_{p\sigma} n_{p\sigma} |\psi_{p\sigma}\rangle\langle\psi_{p\sigma}|$ . The total energy functional is defined as

$$E_v[\rho_s^\sigma] = \text{Tr}(\hat{T}\rho_s^\sigma) + E_H[\rho_s^\sigma] + E_{xc}[\rho_s^\sigma] + \sum_{\tau} \iint d\mathbf{r} d\mathbf{r}' \rho_s^\tau(\mathbf{r}', \mathbf{r}) v^\tau(\mathbf{r}, \mathbf{r}'), \quad (45)$$

where  $v^\tau(\mathbf{r}, \mathbf{r}')$  is the generalized external potential, which is nonlocal and spin-dependent, as an extension from the physical potential,  $v(\mathbf{r})$ , which is local and spin independent. Thus,  $v(\mathbf{r})$  is a special case of  $v^\tau(\mathbf{r}, \mathbf{r}')$ . In the energy expression, note that  $v^\tau(\mathbf{r}, \mathbf{r}')$  is dual to the generalized KS density matrix  $\rho_s^\tau(\mathbf{r}', \mathbf{r})$ , not the physical one-particle density matrix. Such a generalized external potential was first introduced in Ref. 5.

For a given set of  $\{n_{p\sigma}\}$  and  $v^\sigma(\mathbf{r}, \mathbf{r}')$ , the energy is defined as the following minimum over the space of orthonormal orbitals  $\{\psi_{m\sigma}\}$ :

$$E(v^\sigma, \{n_{p\sigma}\}) = \min_{\{\psi_{m\sigma}\}} E_v[\rho_s^\sigma]. \quad (46)$$



Under the perturbation  $\delta v^\tau(\mathbf{r}, \mathbf{r}')$  and  $\{dn_{p\sigma}\}$ , the first order change in the energy is

$$dE = \sum_{\tau} \iint d\mathbf{r} d\mathbf{r}' \frac{\delta E}{\delta v^\tau(\mathbf{r}, \mathbf{r}')} \delta v^\tau(\mathbf{r}, \mathbf{r}') + \sum_{p\sigma} \frac{\partial E}{\partial n_{p\sigma}} dn_{p\sigma} \quad (47)$$

$$= \sum_{\tau} \iint d\mathbf{r} d\mathbf{r}' \rho_s^\tau(\mathbf{r}', \mathbf{r}) \delta v^\tau(\mathbf{r}, \mathbf{r}') + \sum_{p\sigma} \epsilon_{p\sigma} dn_{p\sigma}, \quad (48)$$

where we have used the equality

$$\frac{\delta E(v^\sigma, \{n_{p\sigma}\})}{\delta v^\tau(\mathbf{r}, \mathbf{r}')} = \rho_s^\tau(\mathbf{r}', \mathbf{r}), \quad (49)$$

which is the extension of the Hellman-Feynman theorem for electron density. We also used the extended Janak's theorem (Eq. 9),  $\frac{\partial E}{\partial n_{p\sigma}} = \epsilon_{p\sigma}$ , where  $\epsilon_{p\sigma}$  is the corresponding eigenvalue of generalized KS Hamiltonian  $H_s^\sigma$ . The Maxwell relationship from Eq. 48 reads

$$\frac{\partial \rho_s^\tau(\mathbf{r}', \mathbf{r})}{\partial n_{p\sigma}} = \frac{\delta \epsilon_{p\sigma}}{\delta v^\tau(\mathbf{r}, \mathbf{r}')} \quad (50)$$

Following Eq. 16 and using the Maxwell relations, we have the second-order derivative of total energy with respect to the canonical occupation number as

$$\frac{\partial^2 E}{\partial n_{p\sigma} \partial n_{q\kappa}} = \left\langle \psi_{q\kappa} \left| \frac{\partial H_s^\kappa}{\partial n_{p\sigma}} \right| \psi_{q\kappa} \right\rangle \quad (51)$$

$$= \sum_{\tau} \iiint d\mathbf{r}_1 d\mathbf{r}_2 d\mathbf{r}_3 d\mathbf{r}_4 \psi_{q\kappa}^*(\mathbf{r}_1) \frac{\delta H_s^\kappa(\mathbf{r}_1, \mathbf{r}_2)}{\delta \rho_s^\tau(\mathbf{r}_3, \mathbf{r}_4)} \frac{\partial \rho_s^\tau(\mathbf{r}_3, \mathbf{r}_4)}{\partial n_{p\sigma}} \psi_{q\kappa}(\mathbf{r}_2) \quad (52)$$

$$= \sum_{\tau} \iiint d\mathbf{r}_1 d\mathbf{r}_2 d\mathbf{r}_3 d\mathbf{r}_4 \psi_{q\kappa}^*(\mathbf{r}_1) \psi_{q\kappa}(\mathbf{r}_2) K^{\kappa\tau}(\mathbf{r}_1, \mathbf{r}_2; \mathbf{r}_3, \mathbf{r}_4) \frac{\delta \epsilon_{p\sigma}}{\delta v^\tau(\mathbf{r}_4, \mathbf{r}_3)}, \quad (53)$$

where  $K^{\sigma\tau}$  is the kernel operator as defined in Eq. 20.

Now we evaluate the response of the orbital energy with respect to the external potential

$$\frac{\delta \epsilon_{p\sigma}}{\delta v^\tau(\mathbf{r}_3, \mathbf{r}_4)} = \iint d\mathbf{r}_1 d\mathbf{r}_2 \psi_{p\sigma}^*(\mathbf{r}_1) \frac{\delta H_s^\sigma(\mathbf{r}_1, \mathbf{r}_2)}{\delta v^\tau(\mathbf{r}_3, \mathbf{r}_4)} \psi_{p\sigma}(\mathbf{r}_2). \quad (54)$$

Based on

$$H_s^\sigma(\mathbf{r}, \mathbf{r}') = -\frac{1}{2}\nabla^2 + v^\sigma(\mathbf{r}, \mathbf{r}') + v_j^\sigma(\mathbf{r})\delta(\mathbf{r} - \mathbf{r}') + v_{xc}^\sigma(\mathbf{r}, \mathbf{r}'), \quad (55)$$

thus, we have

$$\frac{\delta H_s^\sigma(\mathbf{r}_1, \mathbf{r}_2)}{\delta v^\tau(\mathbf{r}_3, \mathbf{r}_4)} = \delta(\mathbf{r}_1, \mathbf{r}_3)\delta(\mathbf{r}_2, \mathbf{r}_4)\delta_{\sigma\tau} + \sum_v \iint d\mathbf{r}_5 d\mathbf{r}_6 \frac{\delta v_{\text{Hxc}}^\sigma(\mathbf{r}_1, \mathbf{r}_2)}{\delta \rho_s^v(\mathbf{r}_5, \mathbf{r}_6)} \frac{\delta \rho_s^v(\mathbf{r}_5, \mathbf{r}_6)}{\delta v^\tau(\mathbf{r}_3, \mathbf{r}_4)} \quad (56)$$

$$\begin{aligned} &= \delta(\mathbf{r}_1, \mathbf{r}_3)\delta(\mathbf{r}_2, \mathbf{r}_4)\delta_{\sigma\tau} \\ &\quad + \sum_v \iint d\mathbf{r}_5 d\mathbf{r}_6 \left[ \delta(\mathbf{r}_1, \mathbf{r}_2)\delta(\mathbf{r}_5, \mathbf{r}_6) \frac{1}{|\mathbf{r}_1 - \mathbf{r}_5|} + \frac{\delta v_{xc}^\sigma(\mathbf{r}_1, \mathbf{r}_2)}{\delta \rho_s^v(\mathbf{r}_5, \mathbf{r}_6)} \right] \chi^{v\tau}(\mathbf{r}_5, \mathbf{r}_6; \mathbf{r}_3, \mathbf{r}_4) \end{aligned} \quad (57)$$

$$\begin{aligned} &= \delta(\mathbf{r}_1, \mathbf{r}_3)\delta(\mathbf{r}_2, \mathbf{r}_4)\delta_{\sigma\tau} + \sum_v \iint d\mathbf{r}_5 d\mathbf{r}_6 K^{\sigma v}(\mathbf{r}_1, \mathbf{r}_2; \mathbf{r}_5, \mathbf{r}_6) \chi^{v\tau}(\mathbf{r}_5, \mathbf{r}_6; \mathbf{r}_3, \mathbf{r}_4), \end{aligned} \quad (58)$$

where  $v_{\text{Hxc}}^\sigma(\mathbf{r}_1, \mathbf{r}_2) = v_j^\sigma(\mathbf{r}_1, \mathbf{r}_2) + v_{xc}^\sigma(\mathbf{r}_1, \mathbf{r}_2)$ .

The generalized linear response function  $\chi^{v\tau}$  in Eq. 58 has been defined as the linear response of the Kohn-Sham density matrix  $\rho_s^\sigma(\mathbf{r}_1, \mathbf{r}_2)$  with respect to the change of  $v^\tau(\mathbf{r}_3, \mathbf{r}_4)$ , the generalized nonlocal external potential as in Ref. 5:

$$\chi^{\sigma\tau}(\mathbf{r}_1, \mathbf{r}_2; \mathbf{r}_3, \mathbf{r}_4) = \frac{\delta \rho_s(\mathbf{r}_1, \mathbf{r}_2)}{\delta v^\tau(\mathbf{r}_3, \mathbf{r}_4)} \quad (59)$$

$$= \frac{\delta^2 E[v^\sigma, \{n_{p\sigma}\}]}{\delta v^\tau(\mathbf{r}_3, \mathbf{r}_4) \delta v^\sigma(\mathbf{r}_2, \mathbf{r}_1)}, \quad (60)$$

where we used Eq. 49. The analytical expression for  $\chi^{\sigma\tau}$  has been derived in Ref. 5. It is related to the inverse of the matrix  $\mathbf{M}$  as follows<sup>4,5</sup>

$$\chi^{v\tau}(\mathbf{r}_5, \mathbf{r}_6; \mathbf{r}_3, \mathbf{r}_4) = - \sum_{ia,jb} M_{ia,jb}^{-1} [\psi_{iv}(\mathbf{r}_5)\psi_{av}^*(\mathbf{r}_6)\psi_{j\tau}^*(\mathbf{r}_4)\psi_{b\tau}(\mathbf{r}_3) + \psi_{iv}^*(\mathbf{r}_6)\psi_{av}(\mathbf{r}_5)\psi_{j\tau}(\mathbf{r}_3)\psi_{b\tau}^*(\mathbf{r}_4)], \quad (61)$$

in which  $\mathbf{M}$  is given in Eq. 37 as

$$M_{ia\nu,jb\tau} = \delta_{\nu\tau}\delta_{ij}\delta_{ab}(\epsilon_{a\nu} - \epsilon_{i\nu}) + K_{ia\nu,jb\tau} + K_{ia\nu,bj\tau}. \quad (62)$$

Combining Eq. 58 and Eq. 61, we have the response of the orbital energy with respect to the generalized external potential as

$$\begin{aligned} \frac{\delta\epsilon_{p\sigma}}{\delta v^\tau(\mathbf{r}_3, \mathbf{r}_4)} &= \delta_{\sigma\tau}\psi_{p\sigma}^*(\mathbf{r}_3)\psi_{p\sigma}(\mathbf{r}_4) \\ &+ \sum_v \iiint\!\!\!\int d\mathbf{r}_1 d\mathbf{r}_2 d\mathbf{r}_5 d\mathbf{r}_6 \psi_{p\sigma}^*(\mathbf{r}_1)\psi_{p\sigma}(\mathbf{r}_2)K^{\sigma\nu}(\mathbf{r}_1, \mathbf{r}_2; \mathbf{r}_5, \mathbf{r}_6)\chi^{\nu\tau}(\mathbf{r}_5, \mathbf{r}_6; \mathbf{r}_3, \mathbf{r}_4) \end{aligned} \quad (63)$$

$$\begin{aligned} &= \delta_{\sigma\tau}\psi_{p\sigma}^*(\mathbf{r}_3)\psi_{p\sigma}(\mathbf{r}_4) \\ &- \sum_v \sum_{ia,jb} M_{ia\nu,jb\tau}^{-1} (K_{pp\sigma,ia\nu}\psi_{b\tau}(\mathbf{r}_3)\psi_{j\tau}^*(\mathbf{r}_4) + K_{pp\sigma,ai\nu}\psi_{j\tau}(\mathbf{r}_3)\psi_{b\tau}^*(\mathbf{r}_4)). \end{aligned} \quad (64)$$

Combining Eqs. 53, 63 and 64, we have the second order derivative of the total energy with

respect to the canonical occupation numbers as

$$\frac{\partial^2 E}{\partial n_{p\tau} \partial n_{q\varsigma}} = \int d1 d2 d3 d4 \psi_{q\varsigma}^*(1) \psi_{q\varsigma}(2) \sum_{\sigma} \frac{\delta H_s^{\varsigma}(1, 2)}{\delta \rho_s^{\sigma}(3, 4)} \frac{\delta \varepsilon_{p\tau}}{\delta v^{\sigma}(4, 3)} \quad (65)$$

$$= \int d1 d2 d3 d4 \psi_{q\varsigma}^*(1) \psi_{q\varsigma}(2) \sum_{\sigma} \frac{\delta H_{\text{Hxc}}^{\varsigma}(1, 2)}{\delta \rho_s^{\sigma}(3, 4)} \times \left[ \psi_{p\tau}^*(4) \psi_{p\tau}(3) \delta_{\tau\sigma} + \sum_v \int d5 d6 d7 d8 \psi_{p\tau}^*(5) \psi_{p\tau}(6) \frac{\partial H_{\text{Hxc}}^{\tau}(5, 6)}{\delta \rho_s^v(7, 8)} \chi^{v\sigma}(7, 8; 4, 3) \right] \quad (66)$$

$$= \int d1 d2 d3 d4 \psi_{q\varsigma}^*(1) \psi_{q\varsigma}(2) \frac{\delta H_{\text{Hxc}}^{\varsigma}(1, 2)}{\delta \rho_s^{\tau}(3, 4)} \psi_{p\tau}^*(4) \psi_{p\tau}(3) + \int d1 d2 d3 d4 \psi_{q\varsigma}^*(1) \psi_{q\varsigma}(2) \sum_{\sigma} \sum_v \int d5 d6 d7 d8 \frac{\delta H_{\text{Hxc}}^{\varsigma}(1, 2)}{\delta \rho_s^{\sigma}(3, 4)} \chi^{v\sigma}(7, 8; 4, 3) \times \frac{\partial H_{\text{Hxc}}^{\tau}(5, 6)}{\delta \rho_s^v(7, 8)} \psi_{p\tau}^*(5) \psi_{p\tau}(6) \quad (67)$$

$$= \int d1 d2 d3 d4 \psi_{q\varsigma}^*(1) \psi_{q\varsigma}(2) K^{\varsigma\tau}(1, 2; 3, 4) \psi_{p\tau}^*(4) \psi_{p\tau}(3) + \sum_{\sigma} \sum_v \int d1 d2 d3 d4 d7 d8 d5 d6 \psi_{q\varsigma}^*(1) \psi_{q\varsigma}(2) K^{\varsigma\sigma}(1, 2; 3, 4) \chi^{v\sigma}(7, 8; 4, 3) \times K^{\tau v}(5, 6; 7, 8) \psi_{p\tau}^*(5) \psi_{p\tau}(6) \quad (68)$$

$$= \int d1 d2 d3 d4 \psi_{q\varsigma}^*(1) \psi_{q\varsigma}(2) K^{\varsigma\tau}(1, 2; 3, 4) \psi_{p\tau}^*(4) \psi_{p\tau}(3) + \sum_{\sigma} \sum_v \int d1 d2 d3 d4 d7 d8 d5 d6 \psi_{q\varsigma}^*(1) \psi_{q\varsigma}(2) K^{\varsigma\sigma}(1, 2; 3, 4) \chi^{\sigma v}(3, 4; 7, 8) \times K^{v\tau}(7, 8; 6, 5) \psi_{p\tau}^*(5) \psi_{p\tau}(6) \quad (69)$$

$$= \left\langle \psi_{q\varsigma} \psi_{q\varsigma}^* \left| K^{\varsigma\tau} + \sum_{\sigma v} K^{\varsigma\sigma} \chi^{\sigma v} K^{v\tau} \right| \psi_{p\tau} \psi_{p\tau}^* \right\rangle, \quad (70)$$

where we used  $\chi^{v\sigma}(1, 2; 3, 4) = \chi^{\sigma v}(4, 3; 2, 1)$  based on Eq. 60 and  $K^{\tau v}(1, 2; 3, 4) = K^{v\tau}(4, 3; 2, 1)$  based on Eq. 18. In addition, we also implied spacial integration for any product of two 4-point quantities and used a short-hand notation: 1 for  $\mathbf{r}_1$ . We defined the matrix of the

kernel  $K$  as

$$K_{uv\tau, st\varsigma} = \int d1 d2 d3 d4 \psi_{u\tau}^*(2) \psi_{v\tau}(1) \frac{\delta^2 E_{\text{Hxc}}}{\delta \rho_s^\tau(1, 2) \delta \rho_s^\varsigma(3, 4)} \psi_{s\varsigma}(3) \psi_{t\varsigma}^*(4) \quad (71)$$

$$= \int d1 d2 d3 d4 \psi_{u\tau}^*(2) \psi_{v\tau}(1) K^{\tau\varsigma}(2, 1; 3, 4) \psi_{s\varsigma}(3) \psi_{t\varsigma}^*(4) \quad (72)$$

$$= \int d1 d2 d3 d4 \psi_{u\tau}^*(2) \psi_{v\tau}(1) \frac{\partial H_{\text{Hxc}}^\tau(2, 1)}{\delta \rho_s^\varsigma(3, 4)} \psi_{s\varsigma}(3) \psi_{t\varsigma}^*(4) \quad (73)$$

$$= \langle \psi_{u\tau} \psi_{v\tau}^* | K^{\tau\varsigma} | \psi_{s\varsigma} \psi_{t\varsigma}^* \rangle. \quad (74)$$

Thus, for a GKS system,

$$K_{uv\tau, st\varsigma} = \int d\mathbf{r}_1 d\mathbf{r}'_1 d\mathbf{r}_2 d\mathbf{r}'_2 \psi_{u\tau}^*(\mathbf{r}'_1) \psi_{v\tau}(\mathbf{r}_1) \left[ \frac{\delta(\mathbf{r}_1 - \mathbf{r}'_1) \delta(\mathbf{r}_2 - \mathbf{r}'_2)}{|\mathbf{r}_1 - \mathbf{r}'_2|} + \frac{\delta^2 E_{\text{xc}}}{\delta \rho_s^\tau(\mathbf{r}_1, \mathbf{r}'_1) \delta \rho_s^\varsigma(\mathbf{r}_2, \mathbf{r}'_2)} \right] \times \psi_{t\varsigma}^*(\mathbf{r}_2) \psi_{s\varsigma}(\mathbf{r}'_2) \quad (75)$$

$$= \int d1 d2 d3 d4 \psi_{u\tau}^*(2) \psi_{v\tau}(1) \left[ \frac{\delta(1, 2) \delta(3, 4)}{|\mathbf{r}_1 - \mathbf{r}_3|} + \frac{\delta^2 E_{\text{xc}}}{\delta \rho_s^\tau(1, 2) \delta \rho_s^\varsigma(3, 4)} \right] \psi_{t\varsigma}^*(4) \psi_{s\varsigma}(3) \quad (76)$$

$$= \int d1 d2 d3 d4 \psi_{u\tau}^*(2) \psi_{v\tau}(1) K^{\tau\varsigma}(1, 2; 3, 4) \psi_{s\varsigma}(3) \psi_{t\varsigma}^*(4) \quad (77)$$

$$= \langle \psi_{u\tau} \psi_{v\tau}^* | K^{\varsigma\tau} | \psi_{s\varsigma} \psi_{t\varsigma}^* \rangle, \quad (78)$$

and as a special case for a KS system,

$$K_{uv\tau, st\varsigma} = \int d1 d2 \psi_{u\tau}^*(1) \psi_{v\tau}(1) \left[ \frac{1}{|\mathbf{r}_1 - \mathbf{r}_2|} + \frac{\delta^2 E_{\text{xc}}}{\delta \rho_s^\tau(1) \delta \rho_s^\varsigma(2)} \right] \psi_{t\varsigma}^*(2) \psi_{s\varsigma}(2) \quad (79)$$

$$= \langle \psi_{u\tau} \psi_{v\tau}^* | K^{\varsigma\tau} | \psi_{s\varsigma} \psi_{t\varsigma}^* \rangle. \quad (80)$$

Using Eq. 61, we obtain

$$\frac{\partial^2 E}{\partial n_{p\tau} \partial n_{q\varsigma}} = K_{qq\varsigma, pp\tau} - \sum_{jb\sigma, kcv} (K_{qq\varsigma, jb\sigma} + K_{qq\varsigma, bj\sigma}) M_{jb\sigma, kcv}^{-1} K_{kcv, pp\tau}. \quad (81)$$

In the end, the expression (Eq. 81) derived from using the Maxwell relation and linear response theory agrees with the expression (Eq. 40) from the CP equations. The final result,

Eq. 81, is applicable to systems with integer number of electrons<sup>4</sup> and also to systems with fractional number of electrons with the use of occupation-scaled orbitals and the extended definition of occupied and virtual space.<sup>5,6</sup>

## 2.3 Derivation using the density matrix as the direct variable

Here we will show that, using the density matrix as the direct variable will produce the same result as using occupation number as the direct variable, with a few extra terms that are essentially zero. In addition, we will show that second order derivative of orbitals with respect to the occupation number is not required, even the density relaxation is indeed truncated at the second order.

For simplicity, we ignore the notation for the spacial coordinates and the explicit integral. Following the main text, we consider only changing the occupation number of one specific orbital  $\psi_{n_{p\sigma}}$ , and denote the set of occupation number as  $[n_{p\sigma}]$ .

The relaxation of the density matrix expanding on the fractional system is

$$\rho_s^\tau([n_{p\sigma} + \delta]) = \rho_s^\tau([n_{p\sigma}]) + f_{p\sigma}^\tau \delta + \gamma_{p\sigma}^\tau \delta^2 + \xi_{p\sigma}^\tau \delta^3 + \dots, \quad (82)$$

where

$$f_{p\sigma}^\tau = \frac{\partial \rho_s^\tau}{\partial n_{p\sigma}}, \quad (83)$$

$$\gamma_{p\sigma}^\tau = \frac{1}{2} \frac{\partial^2 \rho_s^\tau}{\partial n_{p\sigma}^2}, \quad (84)$$

$$\xi_{p\sigma}^\tau = \frac{1}{6} \frac{\partial^3 \rho_s^\tau}{\partial n_{p\sigma}^3}. \quad (85)$$

Expanding the energy of integer systems around the fractional system and keeping all the terms up the second order, we have

$$E(0) \approx E([n_{p\sigma}]) + \sum_{\tau} \frac{\delta E}{\delta \rho_s^\tau} (-n_{p\sigma} f_{p\sigma}^\tau + n_{p\sigma}^2 \gamma_{p\sigma}^\tau) + \frac{1}{2} \sum_{\tau\nu} \frac{\delta^2 E}{\partial \rho_s^\tau \partial \rho_s^\nu} n_{p\sigma}^2 f_{p\sigma}^\tau f_{p\sigma}^\nu, \quad (86)$$

$$E(1) \approx E([n_{p\sigma}]) + \sum_{\tau} \frac{\delta E}{\delta \rho_s^\tau} [(1 - n_{p\sigma}) f_{p\sigma}^\tau + (1 - n_{p\sigma})^2 \gamma_{p\sigma}^\tau] + \frac{1}{2} \sum_{\tau\nu} \frac{\delta^2 E}{\partial \rho_s^\tau \partial \rho_s^\nu} (1 - n_{p\sigma})^2 f_{p\sigma}^\tau f_{p\sigma}^\nu, \quad (87)$$

where  $E(0)$  and  $E(1)$  are the total energies of the corresponding  $N$ -electron and  $(N + 1)$ -

electron system respectively. In the above equations, to keep the notation simple, we have implied the integration with respect to the spatial coordinates.

Based on Eq. 86 and Eq. 87, the energy correction from GSC reads

$$\Delta_{\text{GSC}}([n_{p\sigma}]) = (1 - n_{p\sigma})E(0) + n_{p\sigma}E(1) - E([n_{p\sigma}]) \quad (88)$$

$$\begin{aligned} &\approx \sum_{\tau} \frac{\delta E}{\delta \rho_s^{\tau}} \left[ \left( - (1 - n_{p\sigma})n_{p\sigma} + n_{p\sigma}(1 - n_{p\sigma}) \right) f_{p\sigma}^{\tau} + \left( (1 - n_{p\sigma})n_{p\sigma}^2 + n_{p\sigma}(1 - n_{p\sigma})^2 \right) \gamma_{p\sigma}^{\tau} \right] \\ &\quad + \frac{1}{2} \sum_{\tau\nu} \frac{\delta^2 E}{\delta \rho_s^{\tau} \delta \rho_s^{\nu}} \left( (1 - n_{p\sigma})n_{p\sigma}^2 + n_{p\sigma}(1 - n_{p\sigma})^2 \right) f_{p\sigma}^{\tau} f_{p\sigma}^{\nu} \end{aligned} \quad (89)$$

$$= \sum_{\tau} (n_{p\sigma} - n_{p\sigma}^2) \frac{\delta E}{\delta \rho_s^{\tau}} \gamma_{p\sigma}^{\tau} + \frac{1}{2} \sum_{\tau\nu} (n_{p\sigma} - n_{p\sigma}^2) \frac{\delta^2 E}{\delta \rho_s^{\tau} \rho_s^{\nu}} f_{p\sigma}^{\tau} f_{p\sigma}^{\nu} \quad (90)$$

$$= \frac{1}{2} (n_{p\sigma} - n_{p\sigma}^2) \left( \sum_{\tau} \frac{\delta E}{\delta \rho_s^{\tau}} \frac{\partial^2 \rho_s^{\tau}}{\partial n_{p\sigma}^2} + \sum_{\tau\nu} \frac{\delta^2 E}{\delta \rho_s^{\tau} \rho_s^{\nu}} \frac{\partial \rho_s^{\tau}}{\partial n_{p\sigma}} \frac{\partial \rho_s^{\nu}}{\partial n_{p\sigma}} \right) \quad (91)$$

$$= \frac{1}{2} (n_{p\sigma} - n_{p\sigma}^2) (\kappa_{p\sigma}^1 + \kappa_{p\sigma}^2), \quad (92)$$

where

$$\kappa_{p\sigma}^1 = \sum_{\tau} \frac{\delta E}{\delta \rho_s^{\tau}} \frac{\partial^2 \rho_s^{\tau}}{\partial n_{p\sigma}^2}, \quad (93)$$

and

$$\kappa_{p\sigma}^2 = \sum_{\tau\nu} \frac{\delta^2 E}{\delta \rho_s^{\tau} \rho_s^{\nu}} \frac{\partial \rho_s^{\tau}}{\partial n_{p\sigma}} \frac{\partial \rho_s^{\nu}}{\partial n_{p\sigma}}. \quad (94)$$

According to Eq. 91, the correction from GSC involves the relaxation of density matrix up to the second order, which involves the derivatives of orbitals with respect to occupation number up to the second order.

Next, we are going to derive the analytical expression for the coefficients  $\kappa_{p\sigma}^1$  and  $\kappa_{p\sigma}^2$ , and show Eq. 91 gives the identical results to Eq. 17, which is derived from using occupation number as the direct variables. The first order relaxation of the density matrix with respect



to the occupation number  $n_{p\sigma}$  is

$$\frac{\partial \rho_s^\tau}{\partial n_{p\sigma}} = \delta_{\sigma\tau} \psi_{p\sigma} \psi_{p\sigma}^* + \sum_k n_{k\tau} \left[ \psi_{k\tau} \frac{\partial \psi_{k\tau}^*}{\partial n_{p\sigma}} + \frac{\partial \psi_{k\tau}}{\partial n_{p\sigma}} \psi_{k\tau}^* \right]. \quad (95)$$

The second order relaxation of the density matrix with respect to the occupation number  $n_{p\sigma}$  is

$$\frac{\partial^2 \rho_s^\tau}{\partial n_{p\sigma}^2} = \frac{\partial}{\partial n_{p\sigma}} \left\{ \delta_{\sigma\tau} \psi_{p\sigma} \psi_{p\sigma} + \sum_k n_{k\tau} \left[ \psi_{k\tau} \frac{\partial \psi_{k\tau}^*}{\partial n_{p\sigma}} + \frac{\partial \psi_{k\tau}}{\partial n_{p\sigma}} \psi_{k\tau}^* \right] \right\} \quad (96)$$

$$= 2\delta_{\sigma\tau} \left[ \psi_{p\sigma} \frac{\partial \psi_{p\sigma}^*}{\partial n_{p\sigma}} + \frac{\partial \psi_{p\sigma}}{\partial n_{p\sigma}} \psi_{p\sigma}^* \right] + \sum_k n_{k\tau} \left[ \psi_{k\tau} \frac{\partial^2 \psi_{k\tau}^*}{\partial n_{p\sigma}^2} + 2 \frac{\partial \psi_{k\tau}}{\partial n_{p\sigma}} \frac{\partial \psi_{k\tau}^*}{\partial n_{p\sigma}} + \frac{\partial^2 \psi_{k\tau}}{\partial n_{p\sigma}^2} \psi_{k\tau}^* \right]. \quad (97)$$

Substituting Eq. 95 into Eq. 93, we have  $\kappa_{p\sigma}^1$  expressed as

$$\begin{aligned} \kappa_{p\sigma}^1 &= 2 \left( \left\langle \psi_{p\sigma} \left| H_s^\sigma \right| \frac{\partial \psi_{p\sigma}}{\partial n_{p\sigma}} \right\rangle + \left\langle \frac{\partial \psi_{p\sigma}}{\partial n_{p\sigma}} \left| H_s^\sigma \right| \psi_{p\sigma} \right\rangle \right) \\ &\quad + \sum_{k\tau} n_{k\tau} \left( \left\langle \psi_{k\tau} \left| H_s^\tau \right| \frac{\partial^2 \psi_{k\tau}}{\partial n_{p\sigma}^2} \right\rangle + 2 \left\langle \frac{\partial \psi_{k\tau}}{\partial n_{p\sigma}} \left| H_s^\tau \right| \frac{\partial \psi_{k\tau}}{\partial n_{p\sigma}} \right\rangle + \left\langle \frac{\partial^2 \psi_{k\tau}}{\partial n_{p\sigma}^2} \left| H_s^\tau \right| \psi_{k\tau} \right\rangle \right) \end{aligned} \quad (98)$$

$$= \sum_{k\tau} n_{k\tau} \left( \left\langle \psi_{k\tau} \left| H_s^\tau \right| \frac{\partial^2 \psi_{k\tau}}{\partial n_{p\sigma}^2} \right\rangle + 2 \left\langle \frac{\partial \psi_{k\tau}}{\partial n_{p\sigma}} \left| H_s^\tau \right| \frac{\partial \psi_{k\tau}}{\partial n_{p\sigma}} \right\rangle + \left\langle \frac{\partial^2 \psi_{k\tau}}{\partial n_{p\sigma}^2} \left| H_s^\tau \right| \psi_{k\tau} \right\rangle \right), \quad (99)$$

in which we use the property that the orbital is the eigenfunction of the (generalized) KS Hamiltonian and  $\frac{\partial}{\partial n_{p\sigma}} \langle \psi_{p\sigma} | \psi_{p\sigma} \rangle \equiv 0$  because of the constraint of orthonormality. Substituting Eq. 97 into Eq. 94, we have  $\kappa_{p\sigma}^2$  expressed as

$$\begin{aligned} \kappa_{p\sigma}^2 &= \langle \psi_{p\sigma} \psi_{p\sigma} | K^{\sigma\sigma} | \psi_{p\sigma} \psi_{p\sigma} \rangle + 2 \sum_{k\tau} n_{k\tau} \left[ \left\langle \psi_{p\sigma} \psi_{p\sigma} \left| K^{\sigma\tau} \right| \frac{\partial \psi_{k\tau}}{\partial n_{p\sigma}} \psi_{k\tau} \right\rangle + \left\langle \psi_{p\sigma} \psi_{p\sigma} \left| K^{\sigma\tau} \right| \psi_{k\tau} \frac{\partial \psi_{k\tau}}{\partial n_{p\sigma}} \right\rangle \right] \\ &\quad + \sum_{k\tau, l\nu} n_{k\tau} n_{l\nu} \left[ \left\langle \frac{\partial \psi_{k\tau}}{\partial n_{p\sigma}} \psi_{k\tau} \left| K^{\sigma\tau} \right| \frac{\partial \psi_{l\nu}}{\partial n_{p\sigma}} \psi_{l\nu} \right\rangle + \left\langle \frac{\partial \psi_{k\tau}}{\partial n_{p\sigma}} \psi_{k\tau} \left| K^{\sigma\tau} \right| \psi_{l\nu} \frac{\partial \psi_{l\nu}}{\partial n_{p\sigma}} \right\rangle \right] \\ &\quad + \left\langle \psi_{k\tau} \frac{\partial \psi_{k\tau}}{\partial n_{p\sigma}} \left| K^{\sigma\tau} \right| \psi_{l\nu} \frac{\partial \psi_{l\nu}}{\partial n_{p\sigma}} \right\rangle + \left\langle \psi_{k\tau} \frac{\partial \psi_{k\tau}}{\partial n_{p\sigma}} \left| K^{\sigma\tau} \right| \frac{\partial \psi_{l\nu}}{\partial n_{p\sigma}} \psi_{l\nu} \right\rangle \end{aligned} \quad (100)$$

Combining Eq. 99 and Eq. 100, we get the complete coefficients  $\kappa_{p\sigma}^1 + \kappa_{p\sigma}^2$  that are derived from density relaxation. We use  $\kappa(\rho)$  to represent the one we obtain here, which uses the density matrix as the direct variable, and  $\kappa(n)$  to represent the one we derived in the main text, which uses the occupation number as the direct variable. Comparing  $\kappa(n)$  (Eq. 17) and  $\kappa(\rho)$  (Eq. 99 and Eq. 100), we see there are additional terms that are expressed as

$$\begin{aligned}
\kappa(\rho) - \kappa(n) = & \sum_{k\tau} n_{k\tau} \left[ \left\langle \psi_{k\tau} \left| H_s^\tau \left| \frac{\partial^2 \psi_{k\tau}}{\partial n_{p\sigma}^2} \right. \right\rangle + 2 \left\langle \frac{\partial \psi_{k\tau}}{\partial n_{p\sigma}} \left| H_s^\tau \left| \frac{\partial \psi_{k\tau}}{\partial n_{p\sigma}} \right. \right\rangle + \left\langle \frac{\partial^2 \psi_{k\tau}}{\partial n_{p\sigma}^2} \left| H_s^\tau \left| \psi_{k\tau} \right. \right\rangle \right] \\
& + \sum_{k\tau} n_{k\tau} \left[ \left\langle \psi_{p\sigma} \psi_{p\sigma} \left| K^{\sigma\tau} \left| \frac{\partial \psi_{k\tau}}{\partial n_{p\sigma}} \psi_{k\tau} \right. \right\rangle + \left\langle \psi_{p\sigma} \psi_{p\sigma} \left| K^{\sigma\tau} \left| \psi_{k\tau} \frac{\partial \psi_{k\tau}}{\partial n_{p\sigma}} \right. \right\rangle \right] \\
& + \sum_{k\tau, l\nu} n_{k\tau} n_{l\nu} \left[ \left\langle \frac{\partial \psi_{k\tau}}{\partial n_{p\sigma}} \psi_{k\tau} \left| K^{\sigma\tau} \left| \frac{\partial \psi_{l\nu}}{\partial n_{p\sigma}} \psi_{l\nu} \right. \right\rangle + \left\langle \frac{\partial \psi_{k\tau}}{\partial n_{p\sigma}} \psi_{k\tau} \left| K^{\sigma\tau} \left| \psi_{l\nu} \frac{\partial \psi_{l\nu}}{\partial n_{p\sigma}} \right. \right\rangle \right. \\
& \left. + \left\langle \psi_{k\tau} \frac{\partial \psi_{k\tau}}{\partial n_{p\sigma}} \left| K^{\sigma\tau} \left| \psi_{l\nu} \frac{\partial \psi_{l\nu}}{\partial n_{p\sigma}} \right. \right\rangle + \left\langle \psi_{k\tau} \frac{\partial \psi_{k\tau}}{\partial n_{p\sigma}} \left| K^{\sigma\tau} \left| \frac{\partial \psi_{l\nu}}{\partial n_{p\sigma}} \psi_{l\nu} \right. \right\rangle \right]. \quad (101)
\end{aligned}$$

However, these additional terms are zero. Recall the  $T_2$  term defined in Eq. 11, which has been shown to be zero. Following the similar steps shown in Eqs. 15 - 17 to derive the derivative of (G)KS Hamiltonian, one can evaluate the derivatives term by term involved in Eq. 11. Then it is easy to find that  $\kappa(\rho) - \kappa(n)$  agrees to the  $T_2$  term, namely,

$$\kappa(\rho) - \kappa(n) = T_2 = 0. \quad (102)$$

Therefore, we prove that the coefficients in GSC2 derived from using density matrix or using occupation number as the variables are identical. In addition, we show that the second order derivative of orbitals with respect to occupation is not needed, even though the density relaxation is truncated at the second order.

### 3 Physical interpretation of the orbital hardness matrix

$$\frac{\partial^2 E}{\partial n_{p\tau} \partial n_{q\sigma}}$$

We now examine the physical meaning of the *orbital hardness matrix*,  $\frac{\partial^2 E}{\partial n_{p\tau} \partial n_{q\sigma}}$ , starting from the analytical expression Eq. 81. First, we define the generalized 4-point dielectric function  $\varepsilon^{\sigma\tau}$  through its inverse,  $(\varepsilon^{-1})^{\sigma\tau}$ , as

$$(\varepsilon^{-1})^{\sigma\tau}(\mathbf{r}_1, \mathbf{r}_2; \mathbf{r}_3, \mathbf{r}_4) = \frac{\delta H_s^\sigma(\mathbf{r}_1, \mathbf{r}_2)}{\delta v^\tau(\mathbf{r}_3, \mathbf{r}_4)} \quad (103)$$

$$= \frac{\delta v_s^\sigma(\mathbf{r}_1, \mathbf{r}_2)}{\delta v^\tau(\mathbf{r}_3, \mathbf{r}_4)}. \quad (104)$$

This 4-point dielectric function extends the 2-point dielectric function commonly used many-body perturbation theory<sup>7</sup> in three ways: (1) The nonlocal potential for the generalized Kohn-Sham noninteracting system is used instead of the local KS potential; (2) The entire one-body potential  $v_s^\sigma(\mathbf{r}_1, \mathbf{r}_2)$ , with classical Coulomb and exchange-correlation contributions, is used instead of only the classical Coulomb potential only; (3)  $v^\sigma(\mathbf{r}, \mathbf{r}')$ , the generalized external potential, which is nonlocal and spin-dependent, is used as an extension from the physical potential,  $v(\mathbf{r})$ , which is local and spin independent.<sup>5</sup> Since

$$v_s^\sigma(\mathbf{r}_1, \mathbf{r}_2) = v^\sigma(\mathbf{r}_1, \mathbf{r}_2) + v_{\text{Hxc}}^\sigma(\mathbf{r}_1, \mathbf{r}_2), \quad (105)$$

we have

$$(\varepsilon^{-1})^{\sigma\tau}(\mathbf{r}_1, \mathbf{r}_2; \mathbf{r}_3, \mathbf{r}_4) = \delta(\mathbf{r}_1, \mathbf{r}_3)\delta(\mathbf{r}_2, \mathbf{r}_4)\delta_{\sigma\tau} + \frac{\delta v_{\text{Hxc}}^\sigma(\mathbf{r}_1, \mathbf{r}_2)}{\delta v^\tau(\mathbf{r}_3, \mathbf{r}_4)} \quad (106)$$

$$= \delta(\mathbf{r}_1, \mathbf{r}_3)\delta(\mathbf{r}_2, \mathbf{r}_4)\delta_{\sigma\tau} + \sum_v \frac{\delta v_{\text{Hxc}}^\sigma(\mathbf{r}_1, \mathbf{r}_2)}{\delta \rho_s^v(\mathbf{r}_5, \mathbf{r}_6)} \frac{\delta \rho_s^v(\mathbf{r}_5, \mathbf{r}_6)}{\delta v^\tau(\mathbf{r}_3, \mathbf{r}_4)} \quad (107)$$

$$= \delta(\mathbf{r}_1, \mathbf{r}_3)\delta(\mathbf{r}_2, \mathbf{r}_4)\delta_{\sigma\tau} + \sum_v K^{\sigma v}(\mathbf{r}_1, \mathbf{r}_2; \mathbf{r}_5, \mathbf{r}_6) \chi^{v\tau}(\mathbf{r}_5, \mathbf{r}_6; \mathbf{r}_3, \mathbf{r}_4), \quad (108)$$

where spacial integration is implied. Then, from Eq. 70,

$$\frac{\partial^2 E}{\partial n_{p\tau} \partial n_{q\varsigma}} = \langle \psi_{q\varsigma} \psi_{q\varsigma}^* | K^{\varsigma\tau} + \sum_{\sigma\nu} K^{\varsigma\sigma} \chi^{\sigma\nu} K^{\nu\tau} | \psi_{p\tau} \psi_{p\tau}^* \rangle \quad (109)$$

$$= \langle \psi_{q\varsigma} \psi_{q\varsigma}^* | \sum_{\nu} (\varepsilon^{-1})^{\varsigma\nu} K^{\nu\tau} | \psi_{p\tau} \psi_{p\tau}^* \rangle \quad (110)$$

$$= \langle \psi_{q\varsigma} \psi_{q\varsigma}^* | W^{\varsigma\tau} | \psi_{p\tau} \psi_{p\tau}^* \rangle, \quad (111)$$

where we defined the 4-point generalized screened interaction as

$$W^{\varsigma\tau} = \sum_{\nu} (\varepsilon^{-1})^{\varsigma\nu} K^{\nu\tau}. \quad (112)$$

If we set the nonlocal exchange-correlation contributions in  $v_{\text{Hxc}}^{\sigma}(\mathbf{r}_1, \mathbf{r}_2)$  to zero, the 4-point kernel  $K^{\nu\tau}$  would be reduced to the 2-point spinless classical Coulomb potential and the 4-point generalized screened interaction  $W^{\varsigma\tau}$  would be reduced the commonly used 2-point spinless screened interaction. Therefore, the 4-point generalized functions,  $\chi^{\nu\tau}$ ,  $(\varepsilon^{-1})^{\sigma\tau}$  and  $W^{\sigma\varsigma}$  are the natural extensions of the corresponding spinless two-point functions commonly used in many-body perturbation theory.<sup>7</sup>

We can now interpret the orbital hardness matrix element  $\frac{\partial^2 E}{\partial n_{p\tau} \partial n_{q\varsigma}}$  as the generalized screened interaction between orbital  $q$  and orbital  $p$ . This should have important consequence for systems where screening is critical, such as in 2-dimension and 3-dimension extended systems.

## 4 Computational details and results

Four conventional DFAs (LDA,<sup>8,9</sup> PBE,<sup>10</sup> BLYP<sup>11,12</sup> and B3LYP<sup>10,13,14</sup>) were tested as the parent DFAs for GSC method. In the following test, all the DFT and  $\Delta$ -SCF calculations were performed from using the QM4D package,<sup>15</sup> and the GW calculations were performed from using FHI-aims package.<sup>16,17</sup> The mean absolute error (MAE) and mean signed error (MSE) were calculated to evaluate the performances of tested methods. Table 1 shows the results for the  $E(N)$  curve of F atom. Table 2 - 4 show the results for the first ionization potentials (IPs). Table 5 - 7 show the results for the first electron affinities (EAs). Table 8 shows the results for the quasihole energies. Table 9 shows the results for the low-lying excitation energies. Notation NA in all the tables indicates that the results are not available because of the failures in the self-consistent calculations. Figure 1 - 8 show the photoemission spectra for the tested molecules.

### 4.1 $E(N)$ curve of F atom

**Table 1: The total energies for F atom with number of electrons being in [9, 10] from BLYP, GSC1-BLYP, and GSC2-BLYP. Linear reference is interpolated linearly between the two integer points.**

N	BLYP	GSC1-BLYP	GSC2-BLYP	Linear Reference
9.0	-99.7586697141	-99.7586697141	-99.7586697141	-99.7586697141
9.1	-99.7910387558	-99.7673278223	-99.7711047567	-99.7721799060
9.2	-99.8189805356	-99.7771717987	-99.7839621508	-99.7856900980
9.3	-99.8425470780	-99.7881629614	-99.7973966677	-99.7992002899
9.4	-99.8618153550	-99.8002586975	-99.8113965817	-99.8127104818
9.5	-99.8768836804	-99.8134172286	-99.8258227644	-99.8262206738
9.6	-99.8878684040	-99.8275911985	-99.8404339680	-99.8397308657
9.7	-99.8949014513	-99.8427447254	-99.8549088429	-99.8532410576
9.8	-99.8981267240	-99.8588411122	-99.8688855091	-99.8667512495
9.9	-99.8976971851	-99.8758533756	-99.8819674247	-99.8802614415
10.0	-99.8937716334	-99.8937716334	-99.8937716334	-99.8937716334

## 4.2 The ionization potentials (IPs)

The same test set in Ref. 18 was used in this work to test the IPs. See Ref. 18 for details about the molecular geometries and the experimental energies. 6-311++G(3df, 3pd) is used as the basis set for all the calculations.

**Table 2: The experimental first ionization potentials of  $N$ -electron systems versus the negative HOMO energies of  $N$ -electron systems from different DFAs. Units are in eV.**

Mol	Exp.	DFAs				GSC1-DFAs				GSC2-DFAs			
		LDA	PBE	BLYP	B3LYP	LDA	PBE	BLYP	B3LYP	LDA	PBE	BLYP	B3LYP
H4C	14.40	9.45	9.43	9.37	10.75	13.77	13.72	13.71	14.30	14.11	14.03	13.98	14.23
H3N	11.03	6.33	6.24	6.17	7.56	11.49	11.42	11.34	11.72	11.08	10.89	10.81	10.93
HO	13.07	7.40	7.36	7.35	8.99	13.54	13.54	13.53	13.95	13.16	13.03	13.01	13.11
H2O	12.74	7.37	7.22	7.18	8.81	13.38	13.25	13.21	13.66	12.84	12.57	12.51	12.60
HF	16.20	9.78	9.60	9.59	11.51	16.98	16.81	16.80	17.30	16.35	16.02	15.98	16.05
H4Si	12.84	NA	8.51	8.43	9.65	NA	11.57	11.96	12.48	NA	12.22	12.33	12.63
HP	10.18	NA	6.18	5.89	7.02	NA	9.60	9.30	9.76	NA	10.14	9.85	10.10
H2P	9.82	5.98	6.04	5.78	NA	9.35	9.43	9.16	NA	9.86	9.90	9.65	NA
H3P	10.61	6.77	6.72	6.59	7.67	10.19	10.15	10.02	10.43	10.57	10.47	10.36	10.55
HS	10.41	NA	6.21	6.09	7.25	NA	9.99	9.85	10.26	NA	10.29	10.18	10.37
H2S(2B1)	10.48	6.39	6.29	6.15	7.31	10.11	10.03	9.87	10.30	10.46	10.30	10.16	10.35
HCl	12.82	NA	NA	NA	9.22	NA	NA	NA	12.64	NA	NA	NA	12.68
H2C2	11.51	7.37	7.19	7.04	8.19	11.31	11.14	10.97	11.34	11.60	11.32	11.16	11.27
H4C2	10.74	6.96	6.77	6.61	7.66	10.64	10.46	10.28	10.61	10.90	10.61	10.45	10.52
CO	14.08	9.15	9.06	9.03	10.56	13.97	13.86	13.85	14.45	14.04	13.90	13.86	14.20
N2(2Sg)	15.61	10.42	10.27	10.26	11.97	14.65	14.51	14.49	15.37	15.44	15.24	15.21	15.72
O2	12.49	NA	6.89	6.88	8.80	NA	11.51	11.50	12.52	NA	12.41	12.38	12.97
P2	10.82	7.23	7.11	6.88	7.82	10.10	9.99	9.74	10.12	10.62	10.44	10.22	10.36
S2	9.56	NA	5.91	5.72	6.91	NA	8.55	8.35	9.03	NA	9.47	9.27	9.66
Cl2	11.77	NA	7.43	7.29	8.59	NA	10.27	10.11	10.86	NA	11.22	11.07	11.49
FCI	12.95	NA	7.96	7.86	9.34	NA	11.51	11.42	12.26	NA	12.42	12.32	12.75
CS	11.51	7.49	7.43	7.34	8.71	11.66	11.58	11.51	12.04	11.48	11.37	11.26	11.54
BF3	16.18	10.33	10.08	10.03	11.97	13.22	12.97	12.92	14.28	14.72	14.40	14.34	15.19
BCl3	11.91	7.87	7.74	7.57	8.88	9.80	9.68	9.50	10.43	10.94	10.79	10.61	11.21
CO2	13.90	9.33	9.08	8.99	10.46	12.90	12.66	12.56	13.32	13.92	13.58	13.47	13.76
CF2	12.40	7.48	7.37	7.35	8.82	11.67	11.52	11.52	12.21	12.04	11.86	11.83	12.24
COS	11.36	NA	7.48	7.32	8.45	NA	10.43	10.26	10.83	NA	11.19	11.02	11.26
CS2	10.18	NA	6.82	6.62	7.62	NA	9.11	8.91	9.46	NA	10.00	9.80	10.03
H2C	10.40	5.76	5.73	5.49	6.81	10.24	10.24	9.99	10.43	10.43	10.37	10.12	10.37
H3C	9.78	5.40	5.42	5.21	6.47	9.74	9.80	9.58	9.99	9.87	9.88	9.67	9.88

Table 2 continued: IPs from  $N$ -systems.

Mol	Exp.	DFAs				GSC1-DFAs				GSC2-DFAs			
		LDA	PBE	BLYP	B3LYP	LDA	PBE	BLYP	B3LYP	LDA	PBE	BLYP	B3LYP
H5C2	8.60	4.55	4.61	4.43	5.66	8.31	8.40	8.26	8.72	8.47	8.52	8.35	8.62
CN	14.22	9.54	9.38	9.25	10.53	14.03	13.88	13.74	14.13	14.42	14.15	14.02	14.07
HCO	9.37	4.96	5.00	4.94	6.32	8.50	8.52	8.47	9.17	9.35	9.36	9.32	9.74
CH2OH	8.18	3.97	3.97	3.85	5.18	7.63	7.64	7.54	8.17	8.09	8.06	7.95	8.32
CH3O	10.94	6.04	6.06	6.03	7.59	10.72	10.77	10.76	11.25	10.57	10.53	10.49	10.78
H4CO	11.17	6.41	6.30	6.26	7.76	10.83	10.81	10.80	11.28	10.87	10.70	10.64	10.86
H3CF	13.47	NA	8.07	8.04	9.66	NA	12.20	12.20	12.77	NA	12.68	12.64	12.98
H2CS	9.47	5.62	5.54	5.40	6.54	8.95	8.89	8.77	9.24	9.36	9.21	9.08	9.28
CH2SH	7.79	4.19	4.20	4.03	5.20	7.18	7.17	7.01	7.55	7.72	7.70	7.53	7.87
H3CCI	11.49	NA	7.10	6.97	8.26	NA	10.80	10.69	11.23	NA	11.14	11.01	11.26
H6C2O	10.89	6.32	6.22	6.17	7.65	10.41	10.44	10.45	10.90	10.46	10.33	10.28	10.52
H4C2O	10.38	6.09	5.97	5.92	7.35	10.17	10.09	10.06	10.59	10.16	9.97	9.89	10.13
H3COF	11.68	6.76	6.63	6.62	8.32	10.84	10.74	10.75	11.57	11.16	10.98	10.95	11.40
H4C2S	9.15	5.47	5.37	5.23	6.37	8.88	8.80	8.67	9.13	9.09	8.92	8.77	8.98
C2N2	13.59	9.55	9.31	9.15	10.34	12.24	11.99	11.83	12.48	13.31	12.99	12.82	13.10
H4B2	10.17	6.47	6.36	6.22	7.29	10.06	9.96	9.82	10.16	10.23	10.06	9.94	10.08
HN	13.48	7.97	7.91	7.73	NA	13.58	13.53	13.36	NA	13.64	13.52	13.33	NA
H2N	12.12	7.26	7.27	7.22	8.61	12.49	12.54	12.48	12.83	12.19	12.14	12.10	12.19
H2N2	10.28	5.71	5.66	5.64	7.03	9.29	9.23	9.21	9.90	10.00	9.89	9.85	10.22
H3N2	8.34	4.16	4.15	4.07	5.51	7.94	7.91	7.85	8.53	8.38	8.33	8.24	8.63
HOF	13.03	7.48	7.31	7.31	9.14	12.11	11.94	11.94	12.89	12.71	12.45	12.43	12.91
H2Si	9.55	5.90	5.86	5.76	6.73	8.87	8.84	8.72	9.13	9.41	9.33	9.24	9.43
H3Si	8.86	5.30	5.36	5.12	6.14	8.40	8.49	8.26	8.66	8.85	8.92	8.71	8.95
H2Si2	8.22	5.21	5.11	4.92	5.80	7.50	7.41	7.21	7.64	8.10	7.96	7.77	7.99
H4Si2	8.36	5.53	5.42	5.24	6.01	7.92	7.83	7.63	7.94	8.37	8.21	8.05	8.16
H5Si2	8.37	5.21	5.26	5.01	5.99	8.01	8.09	7.85	8.27	8.33	8.39	8.16	8.41
H6Si2	10.73	7.36	7.30	7.16	8.21	10.04	10.00	9.88	10.41	10.47	10.38	10.26	10.54
B2F4	13.30	8.63	8.44	8.39	9.93	11.37	11.14	11.11	12.20	12.44	12.19	12.15	12.82
H4C3(cyclo)	10.04	6.23	6.11	5.98	7.04	9.14	9.04	8.93	9.43	9.82	9.65	9.51	9.71
H4C3(allene)	10.31	6.72	6.57	6.42	7.51	9.99	9.87	9.73	10.17	10.31	10.08	9.94	10.09
H7C3	7.80	4.02	4.10	3.94	5.14	7.46	7.57	7.45	7.94	7.58	7.65	7.50	7.78
H4CS	9.55	5.70	5.61	5.48	6.63	9.11	9.05	8.92	9.39	9.44	9.29	9.16	9.38
H4C4O	9.09	5.90	5.68	5.53	6.51	8.58	8.37	8.21	8.65	9.17	8.88	8.73	8.88
H5C4N	8.42	5.37	5.17	5.01	5.96	8.01	7.81	7.64	8.07	8.54	8.26	8.10	8.25
MAE		4.28	4.37	4.49	3.18	0.60	0.72	0.81	0.41	0.20	0.30	0.41	0.20
MSE		-4.28	-4.37	-4.49	-3.18	-0.49	-0.64	-0.74	-0.20	-0.14	-0.29	-0.41	-0.14

**Table 3: The experimental first ionization potentials of  $N$ -electron systems versus the negative LUMO energies of  $(N - 1)$ -electron systems from different DFAs. Units are in eV.**

Mol	Exp.	DFAs				GSC1-DFAs				GSC2-DFAs			
		LDA	PBE	BLYP	B3LYP	LDA	PBE	BLYP	B3LYP	LDA	PBE	BLYP	B3LYP
H4C	14.40	18.72	18.44	18.43	17.57	14.54	14.33	14.32	14.35	13.99	13.96	13.84	14.11
H3N	11.03	16.38	15.69	15.80	14.56	10.73	10.13	10.26	10.29	11.44	11.29	11.24	11.26
HO	13.07	19.81	19.18	19.37	17.74	13.04	12.44	12.66	12.57	13.47	13.60	13.40	13.34
H2O	12.74	19.13	18.31	18.39	16.82	12.53	11.81	11.91	11.83	13.10	13.02	12.81	12.78
HF	16.20	23.92	22.97	23.06	21.16	16.09	15.24	15.35	15.19	16.63	16.51	16.32	16.33
H4Si	12.84	NA	15.77	15.72	15.28	NA	12.97	12.92	13.06	NA	12.09	12.00	12.42
HP	10.18	NA	14.27	14.07	13.29	NA	10.57	10.39	10.40	NA	10.40	10.06	10.23
H2P	9.82	14.03	13.82	13.68	NA	10.36	10.17	10.04	NA	10.03	10.18	9.86	NA
H3P	10.61	14.53	14.14	14.22	13.47	10.92	10.56	10.64	10.63	10.73	10.59	10.65	10.76
HS	10.41	NA	14.50	14.61	13.72	NA	10.46	10.58	10.57	NA	10.57	10.35	10.47
H2S(2B1)	10.48	14.92	14.42	14.44	13.57	10.92	10.44	10.48	10.46	10.60	10.51	10.31	10.44
HCl	12.82	NA	NA	NA	16.35	NA	NA	NA	12.82	NA	NA	NA	12.77
H3C2	11.51	16.21	15.62	15.59	14.57	12.03	11.46	11.45	11.32	11.70	11.46	11.25	11.31
H4C2	10.74	15.10	14.53	14.50	13.52	11.21	10.66	10.66	10.50	10.98	10.73	10.52	10.55
CO	14.08	18.93	18.39	18.61	17.71	13.84	13.33	13.59	13.67	14.75	14.31	15.06	15.31
N2(2Sg)	15.61	20.98	20.59	20.58	19.77	16.54	16.15	16.15	16.26	15.55	15.38	15.31	15.79
O2	12.49	NA	18.52	18.47	17.53	NA	13.67	13.61	13.70	NA	12.50	12.47	13.03
P2	10.82	14.24	13.86	13.74	13.04	11.23	10.86	10.76	10.68	9.92	10.50	10.26	10.38
S2	9.56	NA	13.25	13.05	12.55	NA	10.50	10.31	10.38	NA	9.51	9.31	9.69
Cl2	11.77	NA	15.21	15.07	14.54	NA	12.29	12.16	12.23	NA	11.26	11.08	11.52
FC1	12.95	NA	17.11	17.05	16.34	NA	13.44	13.38	13.38	NA	12.52	12.37	12.80
CS	11.51	15.42	14.93	15.05	14.20	11.06	10.62	10.76	10.79	11.87	11.91	11.89	12.07
BF3	16.18	19.33	18.91	18.83	18.57	16.40	15.98	15.91	16.24	14.73	14.42	14.35	15.21
BCl3	11.91	14.14	13.93	13.75	13.62	12.19	11.97	11.79	12.06	10.95	10.80	10.62	11.22
CO2	13.90	18.81	18.26	18.15	17.17	15.13	14.58	14.48	14.28	13.97	13.66	13.52	13.79
CF2	12.40	16.81	16.31	16.46	15.71	12.52	12.04	12.23	12.27	12.28	12.31	12.13	12.49
COS	11.36	NA	14.94	14.85	14.14	NA	11.96	11.88	11.76	NA	11.26	11.07	11.28
CS2	10.18	NA	13.24	13.09	12.50	NA	10.88	10.74	10.63	NA	10.04	9.83	10.04



Table 3 continued: IPs from  $(N - 1)$ -systems.

Mol	Exp.	DFAs				GSC1-DFAs				GSC2-DFAs			
		LDA	PBE	BLYP	B3LYP	LDA	PBE	BLYP	B3LYP	LDA	PBE	BLYP	B3LYP
H2C	10.40	15.82	15.42	15.18	14.08	10.70	10.36	10.16	10.19	10.72	10.87	10.49	10.58
H3C	9.78	14.87	14.51	14.36	13.29	9.94	9.63	9.52	9.55	10.18	10.43	10.02	10.06
H5C2	8.60	12.52	12.32	12.19	11.39	8.58	8.36	8.22	8.25	8.63	8.85	8.58	8.77
CN	14.22	19.72	19.11	19.12	17.90	14.97	14.39	14.43	14.23	14.53	14.33	14.12	14.13
HCO	9.37	14.34	14.20	14.15	13.35	10.45	10.33	10.29	10.32	9.48	9.57	9.51	9.87
CH2OH	8.18	12.68	12.45	12.34	11.51	8.66	8.44	8.34	8.35	8.25	8.38	8.21	8.50
CH3O	10.94	15.27	15.02	15.00	14.03	10.81	10.46	10.45	10.36	10.63	10.65	10.57	10.89
H4CO	11.17	15.39	15.09	15.04	14.13	11.40	10.98	10.93	10.74	10.88	10.74	10.67	10.91
H3CF	13.47	NA	17.28	17.22	16.48	NA	13.51	13.45	13.45	NA	12.68	12.62	13.02
H2CS	9.47	13.34	12.94	12.91	12.13	9.90	9.47	9.44	9.35	9.44	9.37	9.17	9.34
CH2SH	7.79	11.54	11.36	11.20	10.55	8.35	8.16	8.01	8.02	7.80	7.89	7.68	8.07
H3CC1	11.49	NA	15.11	15.04	14.33	NA	11.61	11.54	11.44	NA	11.20	11.05	11.30
H6C2O	10.89	14.13	14.00	13.95	13.41	11.09	10.81	10.74	10.58	10.40	10.31	10.27	10.57
H4C2O	10.38	14.43	14.07	14.01	13.07	10.55	10.11	10.04	9.81	10.23	10.07	9.98	10.20
H3COF	11.68	15.55	15.28	15.24	14.55	11.87	11.50	11.46	11.35	11.18	11.02	10.98	11.45
H4C2S	9.15	12.84	12.42	12.38	11.62	9.35	8.89	8.86	8.80	9.17	9.07	8.87	9.04
C2N2	13.59	17.25	16.80	16.65	15.98	14.51	14.06	13.92	13.81	13.33	13.02	12.84	13.11
H4B2	10.17	14.17	13.70	13.73	12.94	10.40	9.95	9.99	9.99	10.39	10.13	10.19	10.25
HN	13.48	19.97	19.09	19.06	NA	13.72	12.98	12.95	NA	14.55	14.38	14.21	NA
H2N	12.12	17.51	16.95	17.23	15.98	11.84	11.32	11.63	11.64	12.71	12.72	13.01	12.80
H2N2	10.28	14.78	14.53	14.49	13.68	10.97	10.73	10.71	10.71	10.06	9.99	9.93	10.27
H3N2	8.34	13.14	12.92	12.81	11.95	9.08	8.87	8.77	8.76	8.46	8.46	8.36	8.78
HOF	13.03	18.46	18.00	17.98	16.96	13.69	13.21	13.19	13.05	12.78	12.57	12.52	13.00
H2Si	9.55	13.10	12.80	12.87	12.23	9.96	9.66	9.75	9.74	9.56	9.42	9.50	9.64
H3Si	8.86	12.47	12.27	12.23	11.58	9.13	8.95	8.90	8.95	9.23	9.48	9.11	9.22
H2Si2	8.22	11.24	10.93	10.82	10.31	8.84	8.53	8.43	8.41	8.15	8.03	7.82	8.02
H4Si2	8.36	11.32	10.97	10.95	10.36	8.80	8.45	8.44	8.38	8.42	8.26	8.12	8.20
H5Si2	8.37	11.40	11.25	11.14	10.62	8.50	8.34	8.23	8.28	8.54	8.75	8.41	8.58
H6Si2	10.73	13.62	13.38	13.33	12.85	10.96	10.71	10.65	10.66	10.51	10.49	10.33	10.61
B2F4	13.30	16.20	15.87	15.83	15.67	13.74	13.41	13.38	13.56	12.44	12.19	12.14	12.83

Table 3 continued: IPs from  $(N - 1)$ -systems.

Mol	Exp.	DFAs				GSC1-DFAs				GSC2-DFAs			
		LDA	PBE	BLYP	B3LYP	LDA	PBE	BLYP	B3LYP	LDA	PBE	BLYP	B3LYP
H4C3(cyclo)	10.04	13.64	13.33	13.23	12.49	10.65	10.30	10.20	10.06	9.85	9.70	9.55	9.73
H4C3(allene)	10.31	13.84	13.50	13.39	12.66	10.91	10.55	10.44	10.31	10.20	10.00	9.85	10.05
H7C3	7.80	11.16	11.02	10.90	10.20	7.66	7.48	7.34	7.36	7.69	7.88	7.67	7.90
H4CS	9.55	13.33	12.95	12.93	12.20	9.91	9.49	9.47	9.41	9.52	9.43	9.25	9.44
H4C4O	9.09	12.60	12.15	12.05	11.34	9.84	9.41	9.30	9.18	9.19	8.92	8.75	8.89
H5C4N	8.42	11.88	11.45	11.33	10.63	9.16	8.74	8.63	8.50	8.57	8.30	8.13	8.26
MAE		4.27	3.88	3.83	3.01	0.41	0.35	0.31	0.31	0.30	0.34	0.39	0.26
MSE		4.27	3.88	3.83	3.01	0.34	0.04	0.00	-0.02	-0.01	-0.10	-0.24	-0.02

**Table 4: The experimental first ionization potentials (in eV) of  $N$ -electron systems in comparison with results from  $\Delta$ -SCF method with different DFAs.  $\Delta E_{\text{DFA}} = E_{\text{DFA}}(N-1) - E_{\text{DFA}}(N)$ .**

Mol	Exp.	$\Delta E_{\text{LDA}}$	$\Delta E_{\text{PBE}}$	$\Delta E_{\text{BLYP}}$	$\Delta E_{\text{B3LYP}}$
H4C	14.40	14.04	13.92	13.87	14.14
H3N	11.03	11.31	11.02	10.98	11.06
HO	13.07	13.50	13.26	13.29	13.32
H2O	12.74	13.15	12.76	12.73	12.77
HF	16.20	16.72	16.27	16.26	16.27
H4Si	12.84	NA	12.12	12.05	12.45
HP	10.18	NA	10.23	9.97	10.16
H2P	9.82	9.98	9.96	9.73	NA
H3P	10.61	10.64	10.47	10.42	10.58
HS	10.41	NA	10.37	10.32	10.46
H2S(2B1)	10.48	10.61	10.37	10.27	10.42
HCl	12.82	NA	NA	NA	12.76
H2C2	11.51	11.74	11.40	11.28	11.35
H4C2	10.74	11.00	10.66	10.53	10.57
CO	14.08	14.11	13.88	13.91	14.22
N2(2Sg)	15.61	15.63	15.39	15.37	15.83
O2	12.49	NA	12.62	12.59	13.11
P2	10.82	10.70	10.48	10.29	10.41
S2	9.56	NA	9.55	9.35	9.71
Cl2	11.77	NA	11.30	11.15	11.55
FCI	12.95	NA	12.51	12.42	12.82
CS	11.51	11.51	11.32	11.27	11.52
BF3	16.18	14.80	14.46	14.40	15.24
BCl3	11.91	10.99	10.82	10.64	11.24
CO2	13.90	14.03	13.65	13.54	13.80
CF2	12.40	12.15	11.90	11.92	12.28
COS	11.36	NA	11.22	11.07	11.29
CS2	10.18	NA	10.03	9.84	10.05
H2C	10.40	10.71	10.57	10.32	10.45
H3C	9.78	10.09	10.01	9.80	9.91
H5C2	8.60	8.54	8.53	8.36	8.58
CN	14.22	14.57	14.24	14.15	14.17
HCO	9.37	9.57	9.55	9.49	9.82
CH2OH	8.18	8.27	8.20	8.08	8.36
CH3O	10.94	10.64	10.55	10.52	10.82
H4CO	11.17	10.89	10.71	10.65	10.93
H3CF	13.47	NA	12.67	12.63	13.05
H2CS	9.47	9.45	9.25	9.15	9.33
CH2SH	7.79	7.83	7.78	7.61	7.89
H3CCl	11.49	NA	11.13	11.01	11.29
H6C2O	10.89	10.30	10.19	10.14	10.54
H4C2O	10.38	10.24	10.02	9.96	10.20
H3COF	11.68	11.16	10.97	10.94	11.43

Table 4 continued: IPs from  $\Delta$ -SCF.

Mol	Exp.	$\Delta E_{\text{LDA}}$	$\Delta E_{\text{PBE}}$	$\Delta E_{\text{BLYP}}$	$\Delta E_{\text{B3LYP}}$
H4C2S	9.15	9.15	8.93	8.81	9.00
C2N2	13.59	13.37	13.04	12.87	13.14
H4B2	10.17	10.32	10.07	9.99	10.12
HN	13.48	13.96	13.68	13.52	NA
H2N	12.12	12.38	12.22	12.26	12.31
H2N2	10.28	10.17	10.04	10.01	10.32
H3N2	8.34	8.57	8.49	8.39	8.71
HOF	13.03	12.90	12.60	12.59	13.02
H2Si	9.55	9.49	9.36	9.31	9.48
H3Si	8.86	8.92	8.92	8.74	8.92
H2Si2	8.22	8.19	8.01	7.85	8.04
H4Si2	8.36	8.42	8.21	8.09	8.18
H5Si2	8.37	8.34	8.35	8.14	8.36
H6Si2	10.73	10.49	10.37	10.26	10.54
B2F4	13.30	12.43	12.17	12.12	12.81
H4C3(cyclo)	10.04	9.90	9.70	9.58	9.75
H4C3(allene)	10.31	10.25	10.02	9.88	10.07
H7C3	7.80	7.60	7.62	7.47	7.73
H4CS	9.55	9.50	9.31	9.21	9.41
H4C4O	9.09	9.23	8.91	8.77	8.91
H5C4N	8.42	8.60	8.30	8.15	8.28
MAE		0.24	0.29	0.36	0.19
MSE		-0.03	-0.23	-0.33	-0.09

### 4.3 The electron affinities (EAs)

The same test set in Ref. 18 was used in this work to test the EAs. To make reliable comparison, molecules in the test set with unbounded  $(N + 1)$ -electron systems are excluded in this work. See Ref. 18 for details about the molecular geometries and the experimental energies. 6-311++G(3df, 3pd) is used as the basis set for all the calculations.

**Table 5: The experimental first electron affinities of  $N$ -electron systems versus the negative LUMO energies of  $N$ -electron systems from different DFAs. Units are in eV.**

Mol	Exp.	DFAs				GSC1-DFAs				GSC2-DFAs			
		LDA	PBE	BLYP	B3LYP	LDA	PBE	BLYP	B3LYP	LDA	PBE	BLYP	B3LYP
HC	1.19	5.78	5.37	5.16	4.15	1.19	0.86	0.69	0.77	1.42	1.43	1.14	1.24
H2C	0.83	3.90	3.32	3.60	NA	-0.25	-0.79	-0.47	NA	0.47	0.76	0.62	NA
HN	0.33	4.86	4.32	4.50	3.30	-0.11	-0.61	-0.38	-0.31	0.44	0.52	0.31	-0.31
H2N	0.75	5.22	4.53	4.62	3.45	0.28	-0.29	-0.18	-0.12	0.87	0.75	0.60	0.59
HO	1.83	7.24	6.44	6.53	5.03	1.15	0.48	0.60	0.57	1.99	1.83	1.67	1.59
HSi	1.26	4.44	NA	NA	3.44	1.52	NA	NA	1.22	1.33	NA	NA	1.21
H2Si	1.07	4.25	4.05	3.91	3.34	1.36	1.19	1.07	1.14	1.23	1.31	0.98	1.14
H3Si	0.93	3.98	3.53	3.59	3.01	1.05	0.63	0.71	0.78	1.09	1.03	1.17	1.25
HP	1.02	4.41	3.97	4.08	3.39	1.18	0.75	0.90	0.95	1.09	1.10	0.94	1.06
H2P	1.26	4.67	4.20	4.23	3.55	1.44	1.01	1.07	1.11	1.32	1.22	1.07	1.20
HS	2.36	NA	5.78	5.80	4.97	NA	2.06	2.09	2.09	NA	2.30	2.13	2.25
CN	3.93	8.11	7.67	7.76	7.00	4.09	3.65	3.78	3.80	3.90	3.86	3.68	4.04
OP	1.09	NA	4.48	4.33	3.73	NA	1.55	1.41	1.44	NA	0.99	0.80	1.09
S2	1.64	NA	4.62	4.52	3.97	NA	2.03	1.94	1.94	NA	1.36	1.22	1.49
Cl2	1.16	4.90	4.69	4.57	3.89	2.02	1.83	1.73	1.66	1.14	1.04	0.92	1.21
C2	3.24	NA	NA	7.10	6.24	NA	NA	3.46	3.39	NA	NA	3.34	3.44
C2O	2.18	6.10	5.68	5.66	4.87	2.93	2.51	2.51	2.38	2.23	2.00	1.90	2.05
CNO	3.55	7.81	7.28	7.20	6.32	4.38	3.87	3.81	3.65	3.60	3.30	3.17	3.35
NO2	1.53	5.56	5.17	5.18	4.46	2.07	1.70	1.73	1.73	1.20	0.96	0.96	1.34
O3	1.82	6.40	6.11	6.08	5.08	2.90	2.62	2.59	1.95	1.77	1.58	1.57	2.42
OF	1.94	7.18	6.58	6.60	5.41	2.04	1.42	1.46	1.29	1.83	1.61	1.55	1.79
O2S	1.06	4.88	4.66	4.57	4.03	2.03	1.81	1.73	1.76	0.96	0.86	0.77	1.17
OS2	1.88	5.14	4.97	4.83	4.43	2.75	2.58	2.45	2.53	1.75	1.67	1.54	1.96
HC2	2.95	6.89	6.37	6.50	5.61	2.35	1.99	2.27	2.29	3.40	2.91	3.25	3.43
H3C2	0.19	3.69	3.16	3.27	2.43	-0.06	-0.54	-0.43	-0.39	0.30	0.31	0.24	0.30
H2C3	1.70	5.35	5.08	4.89	4.24	2.58	2.31	2.15	2.08	1.89	1.79	1.59	1.81
H5C3	0.38	3.73	3.25	3.20	2.46	1.09	0.64	0.60	0.45	0.62	0.39	0.25	0.33
HCF	0.24	4.54	3.97	3.98	3.06	0.43	-0.10	-0.07	-0.05	0.32	0.78	0.55	0.64

Table 5 continued: EAs from  $N$ -systems.

Mol	Exp.	DFAs				GSC1-DFAs				GSC2-DFAs			
		LDA	PBE	BLYP	B3LYP	LDA	PBE	BLYP	B3LYP	LDA	PBE	BLYP	B3LYP
CH3O	1.43	5.84	5.34	5.32	4.12	1.21	0.62	0.62	0.42	1.52	1.33	1.22	1.23
H3CS	1.88	3.06	NA	NA	NA	0.04	NA	NA	NA	-0.18	NA	NA	NA
H2CS	0.31	3.84	3.65	3.50	2.88	0.98	0.79	0.66	0.67	0.34	0.30	0.15	0.42
CH2CN	1.54	5.23	4.72	4.68	3.92	2.28	1.79	1.77	1.65	1.74	1.51	1.36	1.50
CH2NC	0.99	4.68	4.15	4.11	3.31	1.73	1.24	1.22	1.06	1.29	1.07	0.91	0.97
HC2O	2.28	6.13	5.63	5.58	4.81	2.98	2.51	2.48	2.36	2.35	2.07	1.95	2.11
CH2CHO	1.71	5.47	4.96	4.92	4.08	2.44	1.97	1.94	1.76	1.96	1.68	1.56	1.63
CH3CO	0.16	3.27	2.91	2.95	2.20	0.03	-0.27	-0.18	-0.12	-0.17	-0.23	-0.32	-0.12
H5C2O	1.57	5.75	5.23	5.20	4.05	1.29	0.69	0.68	0.47	1.77	1.53	1.41	1.40
H5C2S	1.95	5.39	4.97	4.96	4.19	2.01	1.56	1.56	1.51	1.99	1.86	1.69	1.81
HLi	0.31	NA	NA	1.72	NA	NA	NA	-0.37	NA	NA	NA	4.67	NA
HO2	0.62	5.31	4.82	4.82	3.71	0.76	0.27	0.27	0.12	0.43	0.20	0.16	0.37
MAE		3.82	3.45	3.40	2.62	0.54	0.53	0.45	0.38	0.21	0.16	0.34	0.17
MSE		3.82	3.45	3.40	2.62	0.19	-0.14	-0.13	-0.14	-0.01	-0.07	-0.06	-0.02

**Table 6: The experimental first electron affinities of  $N$ -electron systems versus the negative HOMO energies of  $(N + 1)$ -electron systems from different DFAs. Units are in eV.**

Mol	Exp.	DFAs				GSC1-DFAs				GSC2-DFAs			
		LDA	PBE	BLYP	B3LYP	LDA	PBE	BLYP	B3LYP	LDA	PBE	BLYP	B3LYP
HC	1.19	-1.95	-2.06	-2.24	-1.26	1.74	1.63	1.43	1.73	1.18	1.05	0.84	1.05
H2C	0.83	-2.46	-2.55	-2.59	NA	0.92	0.87	0.80	NA	0.11	-0.07	-0.07	NA
HN	0.33	-3.05	-3.15	-3.20	-2.19	1.06	1.01	0.95	1.16	0.30	0.11	0.12	0.09
H2N	0.75	-2.65	-2.83	-2.90	-1.84	1.57	1.39	1.32	1.58	0.72	0.42	0.38	0.36
HO	1.83	-2.35	-2.55	-2.59	-1.26	3.01	2.82	2.78	3.08	1.82	1.50	1.47	1.40
HSi	1.26	-1.31	NA	NA	-0.84	1.12	NA	NA	1.13	1.11	NA	NA	1.06
H2Si	1.07	-1.47	-1.50	-1.72	-0.98	0.91	0.92	0.64	0.95	0.98	0.98	0.72	0.99
H3Si	0.93	-1.47	-1.59	-1.70	-0.99	1.03	0.94	0.80	1.05	0.83	0.65	0.56	0.71
HP	1.02	-1.64	-1.75	-1.83	-1.05	1.11	1.02	0.90	1.16	0.89	0.72	0.66	0.83
H2P	1.26	-1.48	-1.60	-1.72	-0.91	1.31	1.19	1.04	1.33	1.11	0.91	0.80	0.98
HS	2.36	NA	-1.02	-1.13	-0.16	NA	2.36	2.24	2.56	NA	2.02	1.91	2.07
CN	3.93	0.14	-0.00	-0.02	1.26	3.83	3.66	3.65	4.28	3.66	3.46	3.44	3.82
OP	1.09	NA	-1.98	-2.13	-1.22	NA	0.55	0.38	0.86	NA	0.71	0.53	0.94
S2	1.64	NA	-1.58	-1.67	-0.73	NA	0.84	0.73	1.21	NA	1.25	1.13	1.43
Cl2	1.16	-1.83	-1.92	-2.03	-1.14	0.58	0.48	0.35	0.84	0.94	0.84	0.73	1.12
C2	3.24	NA	NA	-0.32	0.72	NA	NA	3.37	3.68	NA	NA	3.11	3.22
C2O	2.18	-1.18	-1.34	-1.43	-0.42	1.82	1.66	1.57	2.00	2.12	1.88	1.79	1.98
CNO	3.55	-0.22	-0.45	-0.54	0.65	3.09	2.86	2.76	3.31	3.53	3.21	3.10	3.29
NO2	1.53	-2.19	-2.38	-2.37	-1.21	0.92	0.70	0.71	1.34	1.00	0.76	0.78	1.19
O3	1.82	-2.29	-2.42	-2.42	-0.79	1.07	0.93	0.93	1.90	1.72	1.53	1.53	2.13
OF	1.94	-2.72	-2.92	-2.91	-1.40	2.12	1.92	1.93	2.54	1.68	1.37	1.37	1.60
O2S	1.06	-2.50	-2.57	-2.65	-1.46	0.16	0.09	0.00	0.71	0.84	0.72	0.64	1.12
OS2	1.88	-1.31	-1.37	-1.49	-0.36	0.98	0.91	0.80	1.47	1.71	1.61	1.48	1.92
HC2	2.95	-0.39	-0.48	-0.54	0.64	3.91	3.74	3.63	3.77	2.91	2.74	2.67	2.86
H3C2	0.19	-2.44	-2.53	-2.56	-1.81	0.70	0.62	0.58	0.82	-0.47	-0.76	-0.76	-0.34
H2C3	1.70	-1.19	-1.28	-1.45	-0.47	1.38	1.31	1.12	1.60	1.81	1.68	1.50	1.75
H5C3	0.38	-2.10	-2.27	-2.37	-1.58	0.30	0.12	0.00	0.33	0.53	0.27	0.16	0.26
HCF	0.24	-2.90	-2.97	-3.08	-2.12	0.30	0.24	0.12	0.57	0.01	-0.09	-0.18	0.20
CH3O	1.43	-2.23	-2.37	-2.40	-1.24	2.27	2.17	2.16	2.41	1.13	0.85	0.75	0.97
H3CS	1.88	-2.80	NA	NA	NA	-0.15	NA	NA	NA	-0.30	NA	NA	NA
H2CS	0.31	-2.56	-2.62	-2.74	-1.83	-0.08	-0.13	-0.27	0.19	0.21	0.14	0.00	0.34
CH2CN	1.54	-1.38	-1.57	-1.66	-0.72	1.35	1.17	1.05	1.48	1.62	1.35	1.24	1.41
CH2NC	0.99	-1.68	-1.86	-1.95	-1.13	0.99	0.80	0.68	1.00	1.16	0.88	0.77	0.86

Table 6 continued: EAs from  $(N + 1)$ -systems.

Mol	Exp.	DFAs				GSC1-DFAs				GSC2-DFAs			
		LDA	PBE	BLYP	B3LYP	LDA	PBE	BLYP	B3LYP	LDA	PBE	BLYP	B3LYP
HC2O	2.28	-1.00	-1.20	-1.30	-0.28	1.97	1.78	1.67	2.12	2.24	1.96	1.84	2.04
CH2CHO	1.71	-1.19	-1.39	-1.48	-0.58	1.65	1.46	1.34	1.70	1.84	1.55	1.45	1.56
CH3CO	0.16	-1.67	-1.78	-1.85	-1.28	0.54	0.41	0.35	0.59	-0.17	-0.56	-0.40	-2.15
H5C2O	1.57	-1.41	-1.53	-1.57	-0.66	3.10	3.03	3.03	2.79	1.31	1.05	0.96	0.79
H5C2S	1.95	-1.02	-1.14	-1.24	-0.34	2.17	2.07	1.97	2.26	1.76	1.55	1.42	1.63
HLi	0.31	NA	NA	-1.11	NA	NA	NA	0.14	NA	NA	NA	-0.14	NA
HO2	0.62	-3.62	-3.38	-3.46	-2.44	0.66	0.22	0.32	1.02	0.24	-4.73	-3.80	0.23
MAE		3.23	3.31	3.35	2.39	0.48	0.47	0.50	0.37	0.25	0.50	0.54	0.28
MSE		-3.23	-3.31	-3.35	-2.39	0.00	-0.10	-0.18	0.20	-0.21	-0.50	-0.54	-0.25



**Table 7: The experimental first electron affinities (in eV) of  $N$ -electron systems in comparison with results from  $\Delta$ -SCF method with different DFAs.  $\Delta E_{\text{DFA}} = E_{\text{DFA}}(N) - E_{\text{DFA}}(N + 1)$ .**

Mol	Exp.	$\Delta E_{\text{LDA}}$	$\Delta E_{\text{PBE}}$	$\Delta E_{\text{BLYP}}$	$\Delta E_{\text{B3LYP}}$
HC	1.19	1.70	1.50	1.29	1.34
H2C	0.83	0.55	0.32	0.37	NA
HN	0.33	0.71	0.46	0.49	0.43
H2N	0.75	1.12	0.75	0.72	0.69
HO	1.83	2.26	1.84	1.83	1.75
HSi	1.26	1.44	NA	NA	1.24
H2Si	1.07	1.29	1.23	1.01	1.14
H3Si	0.93	1.15	0.92	0.86	0.95
HP	1.02	1.25	1.03	1.00	1.08
H2P	1.26	1.47	1.22	1.14	1.23
HS	2.36	NA	2.31	2.23	2.32
CN	3.93	4.01	3.76	3.76	4.06
OP	1.09	NA	1.12	0.96	1.18
S2	1.64	NA	1.45	1.34	1.57
Cl2	1.16	1.37	1.24	1.12	1.30
C2	3.24	NA	NA	3.45	3.56
C2O	2.18	2.37	2.09	2.03	2.16
CNO	3.55	3.72	3.36	3.26	3.43
NO2	1.53	1.49	1.22	1.23	1.51
O3	1.82	1.96	1.75	1.74	2.23
OF	1.94	2.07	1.71	1.72	1.90
O2S	1.06	1.10	0.96	0.88	1.24
OS2	1.88	1.85	1.74	1.62	2.00
HC2	2.95	3.20	2.95	2.93	3.09
H3C2	0.19	0.43	0.19	0.18	0.22
H2C3	1.70	2.00	1.84	1.66	1.85
H5C3	0.38	0.73	0.43	0.34	0.39
HCF	0.24	0.59	0.43	0.33	0.45
CH3O	1.43	1.67	1.37	1.33	1.34
H3CS	1.88	0.00	NA	NA	NA
H2CS	0.31	0.52	0.42	0.28	0.48
CH2CN	1.54	1.85	1.53	1.44	1.55
CH2NC	0.99	1.41	1.09	1.00	1.03
HC2O	2.28	2.47	2.15	2.06	2.20
CH2CHO	1.71	2.06	1.73	1.65	1.70
CH3CO	0.16	0.44	0.23	0.22	0.20
H5C2O	1.57	1.95	1.64	1.58	1.54
H5C2S	1.95	2.09	1.85	1.76	1.86
HLi	0.31	NA	NA	0.34	NA
HO2	0.62	0.68	0.39	0.38	0.52
MAE		0.29	0.11	0.12	0.09
MSE		0.16	-0.03	-0.09	0.05

## 4.4 Quasihole energiges

The same test set in Ref. 19 was used in this work to test the quasihole energies. See Ref. 19 for details about the molecular geometries and the experimental energies. aug-cc-pVTZ is used as the basis set for all the calculations.

**Table 8: The experimental quasihole energies of  $N$ -electron systems versus the negative orbital energies of occupied orbitals of  $N$ -electron systems from different DFAs. Units are in eV.**

Mol	Symmetry	Exp.	DFAs				GSC1-DFAs				GSC2-DFAs			
			LDA	PBE	BLYP	B3LYP	LDA	PBE	BLYP	B3LYP	LDA	PBE	BLYP	B3LYP
cyanogen	4SGG	22.80	-18.95	18.85	18.72	20.69	24.43	24.29	24.22	25.08	23.74	23.55	23.42	23.95
cyanogen	1PIU	15.60	-11.60	11.35	11.18	12.59	14.61	14.36	14.18	14.97	15.42	15.10	14.93	15.43
cyanogen	4SGU	14.86	-10.44	10.39	10.28	12.02	13.24	13.19	13.08	14.27	14.18	14.09	13.97	14.78
cyanogen	5SGG	14.49	-10.17	10.07	9.99	11.70	12.97	12.87	12.79	13.95	13.91	13.78	13.68	14.46
cyanogen	1PIG	13.51	-9.59	9.35	9.18	10.38	12.29	12.05	11.88	12.54	13.36	13.04	12.87	13.15
CO	4SG	19.72	-14.20	14.14	14.00	15.91	20.25	20.09	19.99	20.73	19.89	19.70	19.54	19.85
CO	1PI	16.91	-12.13	11.87	11.73	13.20	17.45	17.19	17.05	17.48	17.55	17.16	17.00	17.02
CO	5SG	14.01	-9.11	9.03	9.00	10.52	13.96	13.86	13.85	14.44	14.01	13.87	13.84	14.18
acetylene	2SGG	23.50	-18.53	18.62	18.45	20.68	23.73	23.81	23.66	24.87	23.44	23.50	23.31	24.17
acetylene	2SGU	18.70	-13.99	14.05	13.94	15.63	17.44	17.51	17.40	18.41	18.38	18.43	18.30	19.00
acetylene	3SGG	16.70	-12.24	12.20	12.17	13.74	15.82	15.79	15.75	16.61	16.63	16.56	16.50	17.01
acetylene	1PIU	11.49	-7.38	7.20	7.05	8.20	11.33	11.16	10.99	11.36	11.61	11.34	11.18	11.28
water	1B2	18.55	-13.26	13.19	13.13	14.71	18.76	18.69	18.62	19.11	18.95	18.80	18.70	18.82
water	3A1	14.74	-9.37	9.30	9.24	10.85	15.40	15.32	15.25	15.66	14.90	14.71	14.63	14.72
water	1B1	12.62	-7.39	7.24	7.20	8.82	13.39	13.27	13.23	13.67	12.82	12.55	12.49	12.59
ethylene	2AG	23.60	-18.74	18.82	18.64	20.85	23.21	23.30	23.11	24.44	23.17	23.24	23.04	24.04
ethylene	2B1U	19.10	-14.18	14.25	14.12	15.91	17.37	17.44	17.31	18.46	18.19	18.25	18.12	18.96
ethylene	1B2U	16.00	-11.54	11.48	11.38	12.91	14.78	14.71	14.59	15.48	15.50	15.42	15.31	15.90
ethylene	3AG	14.80	-10.29	10.21	10.15	11.63	13.97	13.89	13.84	14.58	14.41	14.28	14.20	14.60
ethylene	1B3G	12.80	-8.48	8.51	8.48	9.81	11.31	11.34	11.30	12.08	12.33	12.34	12.29	12.75
ethylene	1B3U	10.68	-6.96	6.78	6.61	7.67	10.65	10.47	10.29	10.62	10.90	10.62	10.46	10.53
ammonia	1E	16.00	-11.37	11.34	11.27	12.74	16.25	16.21	16.14	16.64	16.44	16.35	16.25	16.42
ammonia	3A1	10.80	-6.19	6.09	6.02	7.41	11.33	11.25	11.18	11.55	10.91	10.72	10.63	10.76
acetonitrile	5A1	24.90	-19.36	19.39	19.22	21.36	23.55	23.58	23.42	24.73	23.66	23.68	23.50	24.47
acetonitrile	6A1	17.40	-12.88	12.81	12.69	14.27	16.82	16.72	16.62	17.39	17.04	16.90	16.77	17.23
acetonitrile	1E	15.70	-11.59	11.51	11.40	12.86	15.38	15.34	15.26	15.94	15.74	15.63	15.53	15.93
acetonitrile	7A1	13.17	-8.57	8.52	8.44	10.09	14.18	14.07	14.03	14.54	13.20	13.04	12.95	13.14
acetonitrile	2E	12.46	-8.30	8.12	7.99	9.24	12.04	11.92	11.80	12.28	12.42	12.18	12.05	12.22
fluoromethane	4A1	23.40	-17.25	17.30	17.16	19.24	21.19	21.29	21.15	22.43	21.83	21.89	21.75	22.69

Table 8 continued: quasihole energies.

Mol	Symmetry	Exp.	DFAs				GSC1-DFAs				GSC2-DFAs			
			LDA	PBE	BLYP	B3LYP	LDA	PBE	BLYP	B3LYP	LDA	PBE	BLYP	B3LYP
fluoromethane	5A1	17.00	-12.13	11.94	11.82	13.41	16.81	16.68	16.59	17.20	17.03	16.75	16.62	16.82
fluoromethane	1E	17.00	-11.75	11.62	11.55	13.26	15.48	15.34	15.26	16.28	16.22	16.04	15.97	16.60
fluoromethane	2E	13.10	-8.17	8.07	8.03	9.67	12.32	12.32	12.33	12.85	12.84	12.71	12.67	13.00
benzene	1A2U	12.25	-9.25	9.03	NA	NA	11.72	11.51	NA	NA	12.30	12.04	NA	NA
benzene	1E1G	9.24	-6.50	6.29	NA	NA	8.90	8.70	NA	NA	9.53	9.25	NA	NA
furan	3B2	23.00	-18.47	18.44	18.22	20.36	21.60	21.54	21.31	22.81	22.12	22.06	21.84	23.01
furan	4B2	19.70	-14.87	14.76	14.58	16.38	17.52	17.39	17.20	18.48	18.42	18.28	18.09	19.01
furan	6A1	18.80	-13.96	13.95	13.80	15.59	16.48	16.44	16.29	17.56	17.46	17.42	17.27	18.23
furan	7A1	17.50	-13.40	13.27	13.11	14.84	15.88	15.72	15.55	16.75	16.81	16.65	16.48	17.40
furan	1B1	15.60	-11.20	10.96	10.76	12.37	15.05	14.80	14.61	15.50	14.99	14.67	14.49	14.98
furan	5B2	15.25	-10.93	10.86	10.75	12.23	13.29	13.24	13.16	14.17	14.35	14.26	14.15	14.79
furan	6B2	14.40	-9.98	9.89	9.84	11.32	12.55	12.45	12.41	13.37	13.44	13.33	13.27	13.89
furan	8A1	13.80	-9.72	9.59	9.49	10.94	12.60	12.48	12.41	13.21	13.24	13.07	12.97	13.49
furan	9A1	13.00	-9.02	8.86	8.74	10.27	12.46	12.32	12.24	12.84	12.81	12.60	12.47	12.88
furan	2B1	10.40	-7.02	6.80	6.63	7.78	9.86	9.65	9.47	10.05	10.47	10.17	10.01	10.26
furan	1A2	9.00	-5.84	5.62	5.46	6.45	8.54	8.32	8.16	8.61	9.18	8.89	8.73	8.88
HCOOH	6A'	22.00	-16.15	16.07	15.94	17.79	20.45	20.21	20.08	20.97	20.83	20.62	20.47	21.08
HCOOH	7A'	17.80	-14.63	14.51	14.42	16.21	18.57	18.40	18.31	19.23	19.12	18.94	18.84	19.49
HCOOH	8A'	17.10	-11.45	11.22	11.11	12.88	15.00	15.74	15.70	16.52	15.66	15.68	15.56	16.01
HCOOH	1A''	15.80	-11.35	11.20	11.07	12.63	15.91	14.75	14.61	15.48	15.90	15.34	15.21	15.72
HCOOH	9A'	14.80	-9.98	9.86	9.78	11.41	13.64	13.53	13.51	14.36	14.26	14.08	14.00	14.50
HCOOH	2A''	12.60	-8.44	8.22	8.12	9.50	11.98	11.76	11.66	12.31	12.65	12.33	12.21	12.44
HCOOH	10A'	11.50	-7.05	6.89	6.84	8.31	11.44	11.32	11.30	11.84	11.37	11.12	11.04	11.26
MAE			4.51	4.61	4.79	3.18	0.94	1.00	1.08	0.63	0.49	0.54	0.66	0.32
MSE			4.51	4.61	4.79	3.18	0.66	0.77	0.88	0.07	0.27	0.43	0.57	0.09

## 4.5 Low-lying excitation energies

Low-lying excitation energies were calculated from QE-DFT method.<sup>3,20</sup> The same test set (with excluding the long-chained molecule octatetraene, C<sub>8</sub>H<sub>10</sub>) and the references data in Ref. 20 were used in this work. Notation S1 or S2 refer to the first or second singlet excitation, and T1 or T2 refer to the first or second triplet excitation. This test set includes 15 organic molecules with small or moderate sizes. There are 15 cases for S1, 10 case for S2, 12 case for T1, and 7 cases for T2 with available experimental references. cc-pVTZ is used as the basis set for all the calculations.

**Table 9: The low-lying excitation (in eV) from QE-DFT method with different DFAs.**

Mol	Symmetry Ref.		DFAs				GSC1-DFAs				GSC2-DFAs			
			LDA	PBE	BLYP	B3LYP	LDA	PBE	BLYP	B3LYP	LDA	PBE	BLYP	B3LYP
ethene	<sup>1</sup> B1u	7.80	7.27	7.72	7.48	7.79	6.53	6.88	6.64	7.07	6.54	6.66	6.59	7.20
ethene	<sup>3</sup> B1u	4.50	4.90	4.41	4.61	4.43	4.41	3.95	4.16	4.06	4.90	4.61	4.61	4.42
furan	<sup>1</sup> A2	6.03	6.93	7.01	6.94	7.33	6.61	6.62	6.57	6.97	6.67	6.70	6.62	7.08
furan	<sup>1</sup> B2	6.32	5.63	5.88	5.76	6.16	5.29	5.54	5.42	5.88	5.38	5.50	5.43	5.89
furan	<sup>3</sup> A2	5.99	6.00	5.75	5.79	5.87	5.86	5.63	5.67	5.75	5.96	5.79	5.77	5.84
furan	<sup>3</sup> B2	4.17	4.33	4.02	4.07	3.98	4.04	3.75	3.79	3.75	4.35	4.16	4.14	4.05
benzoquinone	<sup>1</sup> B1g	2.78	1.93	1.88	1.95	2.34	1.90	1.83	1.88	1.78	1.87	1.81	1.88	2.49
benzoquinone	<sup>1</sup> B3u	5.60	4.77	4.78	4.84	5.47	5.00	5.00	5.04	5.09	4.64	4.60	4.67	5.44
benzoquinone	<sup>3</sup> B1g	2.51	1.59	1.60	1.68	2.08	1.59	1.58	1.64	1.55	1.54	1.55	1.62	2.06
benzoquinone	<sup>3</sup> B3u	5.38	4.65	4.68	4.75	5.38	4.89	4.90	4.95	5.01	4.51	4.50	4.57	5.33
cyclopentadiene	<sup>1</sup> A2	5.65	6.81	6.92	6.84	7.25	6.49	6.53	6.47	6.90	6.54	6.58	6.50	7.01
cyclopentadiene	<sup>1</sup> B2	5.55	4.67	4.86	4.75	5.08	4.23	4.42	4.31	4.73	4.37	4.47	4.40	4.85
cyclopentadiene	<sup>3</sup> A2	5.61	5.87	5.64	5.68	5.81	5.70	5.49	5.53	5.66	5.80	5.63	5.61	5.76
cyclopentadiene	<sup>3</sup> B2	3.25	3.46	3.16	3.21	3.13	3.06	2.77	2.82	2.83	3.37	3.16	3.16	3.12
butadiene	<sup>1</sup> Bg	6.26	6.96	7.03	6.94	7.28	6.83	6.81	6.74	7.07	6.67	6.68	6.59	7.00
butadiene	<sup>1</sup> Bu	6.18	4.72	4.99	4.87	5.42	4.48	4.71	4.60	5.15	4.45	4.54	4.51	5.18
butadiene	<sup>3</sup> Bg	6.22	6.11	5.91	5.93	6.14	6.12	5.92	5.95	6.10	6.05	5.91	5.87	6.08
butadiene	<sup>3</sup> Bu	3.20	3.40	3.14	3.22	3.20	3.24	2.98	3.06	3.08	3.40	3.21	3.23	3.22
hexatriene	<sup>1</sup> Au	5.71	5.64	5.71	5.64	6.16	5.45	5.48	5.42	5.93	5.48	5.52	5.45	6.06
hexatriene	<sup>1</sup> Bu	5.10	3.55	3.73	3.66	4.24	3.43	3.58	3.51	4.04	3.43	3.52	3.49	4.14
hexatriene	<sup>3</sup> Au	5.68	4.97	4.84	4.85	5.15	4.86	4.72	4.73	5.03	4.90	4.78	4.76	5.10
hexatriene	<sup>3</sup> Bu	2.40	2.63	2.44	2.49	2.52	2.58	2.40	2.45	2.49	2.63	2.48	2.50	2.52
cyclopropene	<sup>1</sup> B2	7.06	5.99	6.44	6.32	6.74	6.13	6.48	6.32	6.62	5.72	5.90	5.88	6.44
cyclopropene	<sup>3</sup> B2	4.34	4.38	4.14	4.23	4.20	4.73	4.47	4.54	4.38	4.28	4.05	4.10	4.01
norbornadiene	<sup>1</sup> A2	5.34	4.58	4.72	4.67	4.94	4.24	4.35	4.29	4.62	4.33	4.42	4.38	4.75
norbornadiene	<sup>3</sup> A2	3.72	3.74	3.60	3.63	3.73	3.42	3.27	3.29	3.44	3.58	3.48	3.49	3.65
tetrazine	<sup>1</sup> Au	3.48	NA	3.06	3.11	3.58	NA	3.16	3.21	3.65	NA	2.87	2.93	3.45

Table 9 continued: low-lying excitation energies.

Mol			DFAs				GSC1-DFAs				GSC2-DFAs			
	Symmetry	Ref.	LDA	PBE	BLYP	B3LYP	LDA	PBE	BLYP	B3LYP	LDA	PBE	BLYP	B3LYP
tetrazine	$^1B3u$	2.24	NA	1.70	1.75	2.15	NA	1.81	1.86	2.24	NA	1.67	1.72	2.10
tetrazine	$^3Au$	3.52	NA	2.90	2.96	3.44	NA	3.02	3.08	3.52	NA	2.72	2.79	3.30
tetrazine	$^3B3u$	1.89	NA	1.25	1.30	1.62	NA	1.36	1.41	1.70	NA	1.27	1.31	1.60
formaldehyde	$^1A2$	3.88	3.89	3.58	3.64	3.42	3.54	3.14	3.16	2.92	3.82	3.59	3.59	3.53
formaldehyde	$^3A2$	3.50	3.38	3.32	3.38	3.17	3.13	2.96	2.98	2.76	3.29	3.17	3.22	3.15
acetone	$^1A2$	4.40	4.51	4.17	4.21	4.03	4.10	3.70	3.75	3.50	4.37	4.02	4.03	3.97
acetone	$^1B2$	5.92	8.78	8.53	8.39	7.99	6.72	6.34	6.18	6.08	6.51	6.30	6.84	7.05
acetone	$^3A2$	4.05	4.09	3.93	3.96	3.78	3.71	3.47	3.52	3.28	3.96	3.73	3.75	3.69
acetone	$^3B2$	5.87	8.69	8.42	8.30	7.91	6.63	6.24	6.10	6.01	6.46	6.28	6.77	6.99
pyridine	$^1A2$	5.11	NA	5.20	5.35	5.23	NA	3.87	4.48	3.87	NA	5.02	5.57	5.21
pyridine	$^1B1$	4.59	NA	4.75	4.81	4.73	NA	3.48	4.01	3.42	NA	4.62	4.67	4.75
pyridine	$^3A2$	5.28	NA	5.17	5.01	5.23	NA	3.83	4.15	3.87	NA	4.98	4.52	5.20
pyridine	$^3B1$	4.25	NA	4.38	4.38	4.31	NA	3.10	3.58	2.99	NA	4.25	4.32	4.32
pyridazine	$^1A2$	4.32	4.24	4.20	4.24	4.25	3.18	3.14	3.16	3.34	3.88	3.85	3.88	4.14
pyridazine	$^1B1$	3.78	3.63	3.55	3.59	3.63	2.58	2.52	2.54	2.74	3.31	3.28	3.29	3.52
pyrizine	$^1Au$	4.81	4.32	4.31	4.37	4.75	4.19	4.18	4.23	4.62	4.15	4.12	4.18	4.61
pyrizine	$^1B3u$	3.95	3.51	3.48	3.52	3.90	3.48	3.45	3.48	3.85	3.44	3.39	3.44	3.82
pyrimidine	$^1A2$	4.91	4.39	4.31	4.36	4.59	4.07	3.97	4.01	4.24	4.21	4.13	4.17	4.52
pyrimidine	$^1B1$	4.55	4.01	3.91	3.96	4.17	3.66	3.54	3.58	3.81	3.86	3.77	3.81	4.12
MAE (S1)			0.70	0.57	0.60	0.34	1.01	0.94	0.94	0.74	0.91	0.83	0.84	0.47
MSE (S1)			-0.68	-0.54	-0.57	-0.32	-1.01	-0.94	-0.94	-0.74	-0.91	-0.82	-0.83	-0.45
MAE (S2)			0.85	0.74	0.70	0.66	0.69	0.69	0.59	0.65	0.61	0.57	0.61	0.52
MSE (S2)			0.41	0.30	0.30	0.55	-0.07	-0.24	-0.21	-0.00	-0.05	-0.13	-0.04	0.34
MAE (T1)			0.23	0.23	0.19	0.17	0.30	0.50	0.42	0.48	0.26	0.25	0.24	0.20
MSE (T1)			0.03	-0.20	-0.14	-0.14	-0.17	-0.48	-0.38	-0.46	-0.03	-0.22	-0.19	-0.17
MAE (T2)			0.77	0.68	0.66	0.39	0.40	0.57	0.48	0.37	0.44	0.48	0.59	0.31
MSE (T2)			0.25	-0.03	-0.04	0.17	-0.12	-0.47	-0.43	-0.33	-0.18	-0.37	-0.36	0.01
MAE (TOTAL)			0.62	0.54	0.53	0.38	0.65	0.70	0.64	0.59	0.59	0.55	0.58	0.38
MSE (TOTAL)			-0.09	-0.16	-0.16	0.02	-0.43	-0.57	-0.53	-0.42	-0.36	-0.42	-0.39	-0.11

## 4.6 Photoemission spectra

10 organic molecules with small or moderate sizes were selected from Ref. 20 for testing. See Ref. 20 for details about the molecular geometries. Experimental spectra were used as the references. The GSC and GW calculations were associated with the PBE functional. cc-pVTZ was used as the basis set for all the calculations. All the calculated spectra were obtained from the Gaussian expansion of calculated quasiparticle energies with a standard deviation of 0.2 eV.

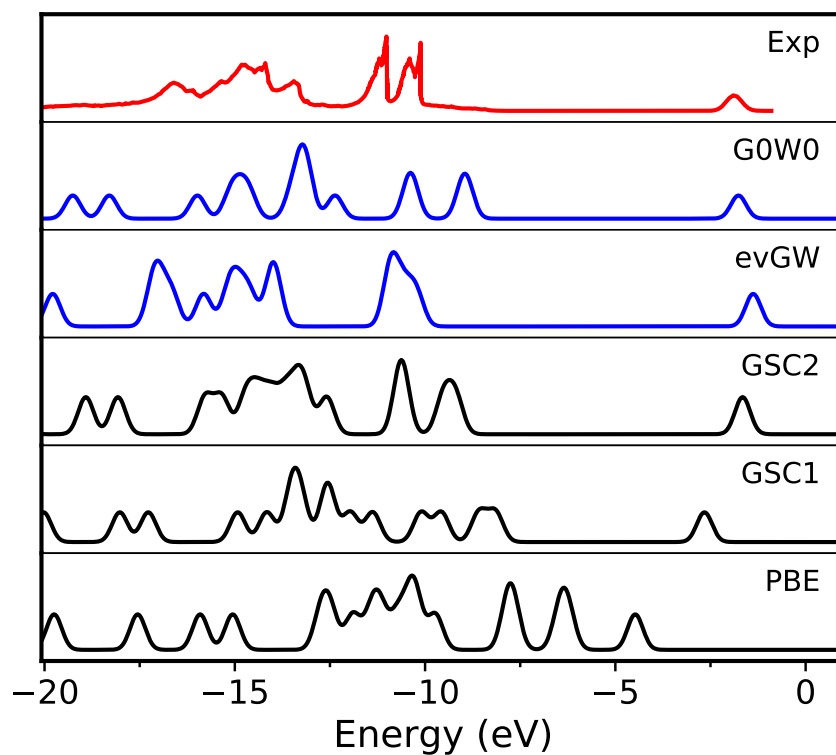


Figure 1: Photoemission spectrum of benzoquinone. The experimental spectrum was obtained from Ref. 21

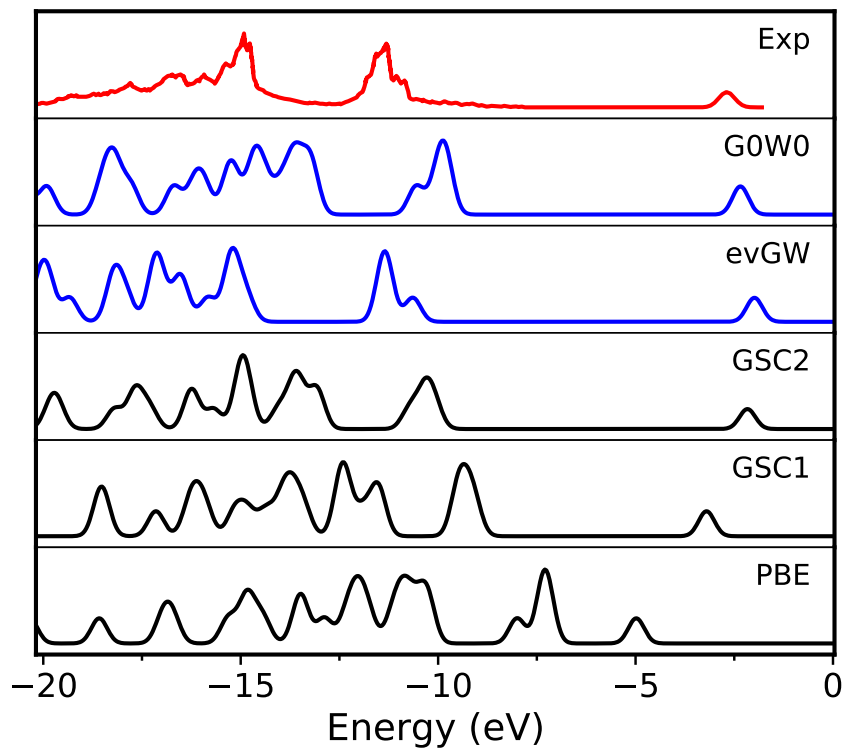


Figure 2: Photoemission spectrum of tetrafluorobenzoquinone. The experimental spectrum was obtained from Ref. 21

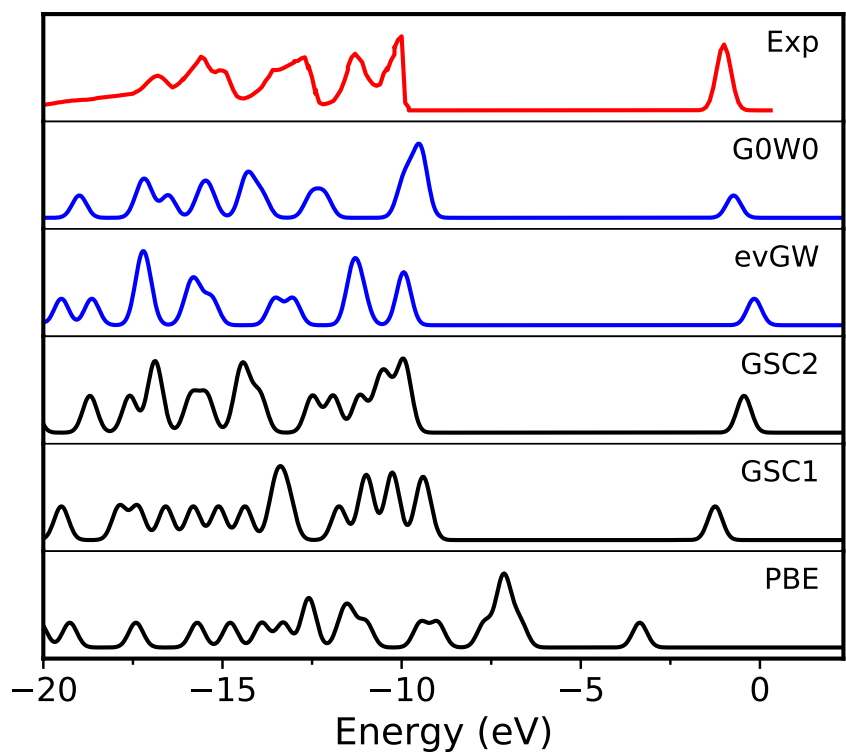


Figure 3: Photoemission spectrum of nitrobenzene. The experimental spectrum was obtained from Ref. 22

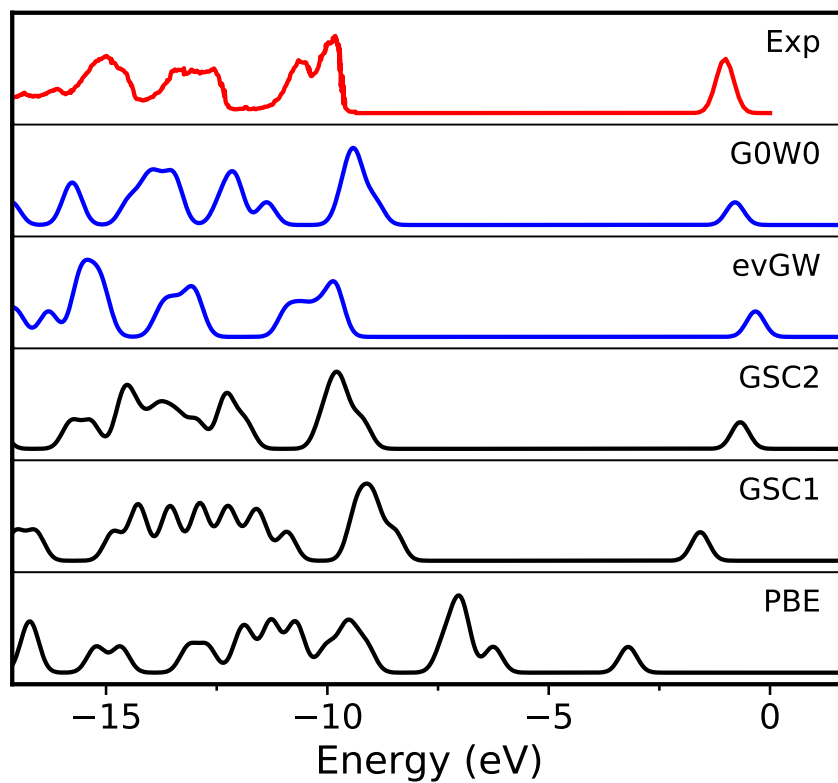


Figure 4: Photoemission spectrum of Phthalimide. The experimental spectrum was obtained from Ref. 23

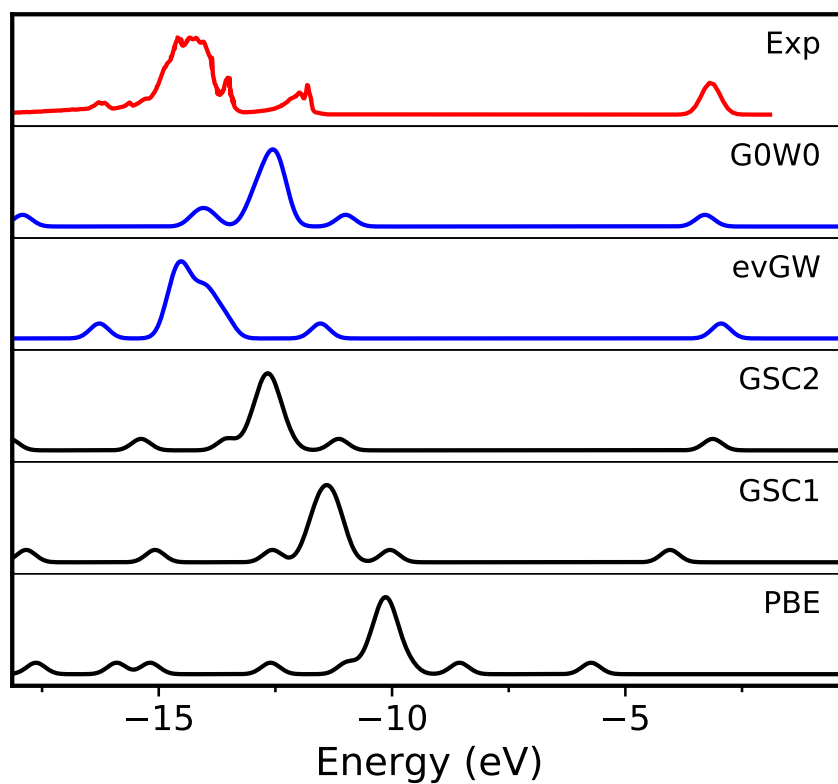


Figure 5: Photoemission spectrum of TCNE. The experimental spectrum was obtained from Ref. 24



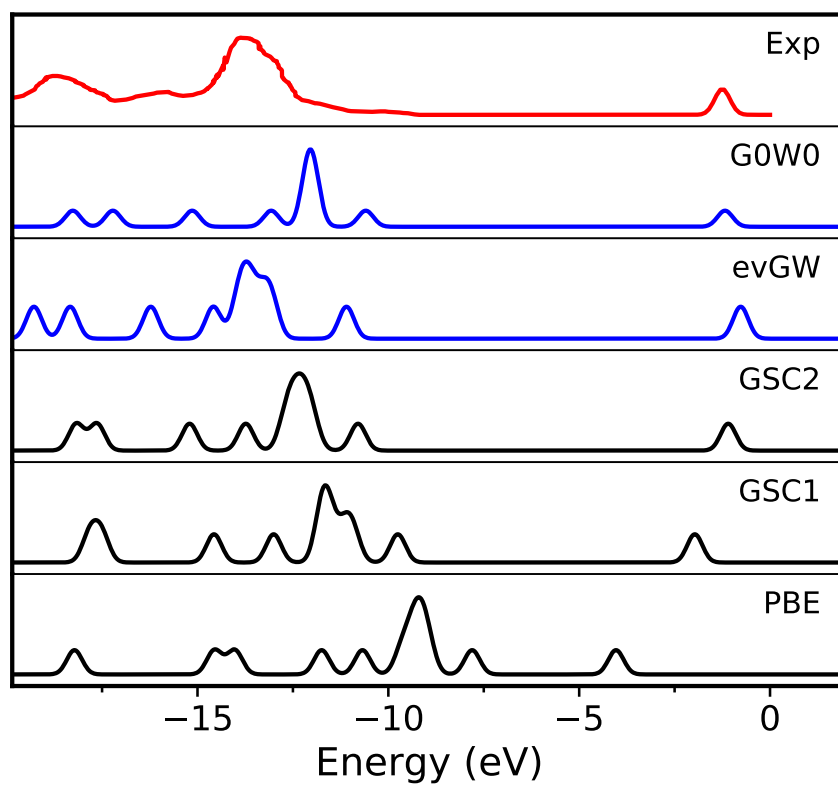


Figure 6: Photoemission spectrum of fumaronitrile. The experimental spectrum was obtained from Ref. 25

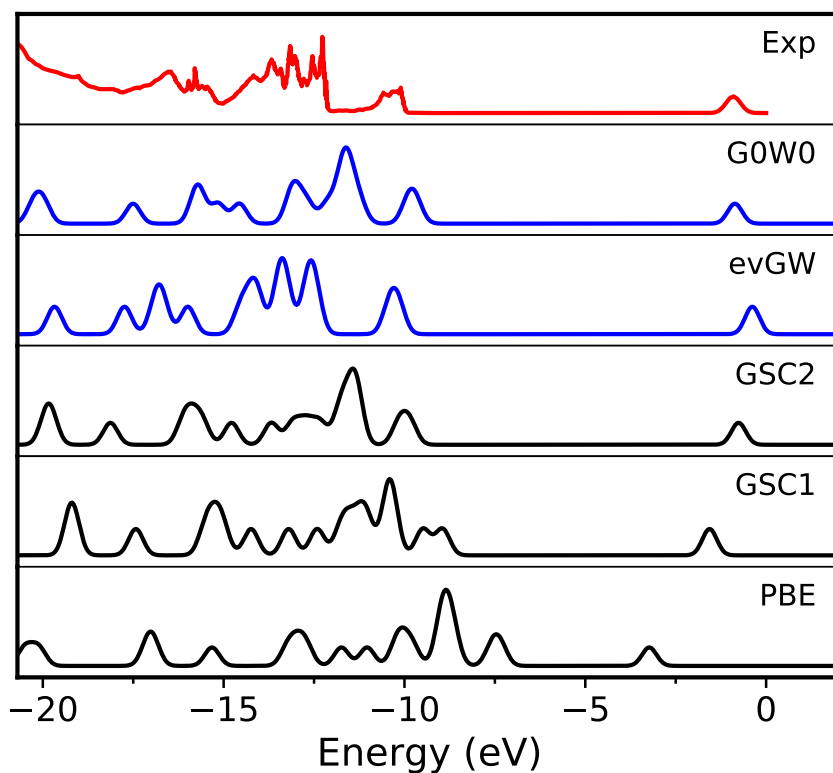


Figure 7: Photoemission spectrum of mDCNB. The experimental spectrum was obtained from Ref. 26

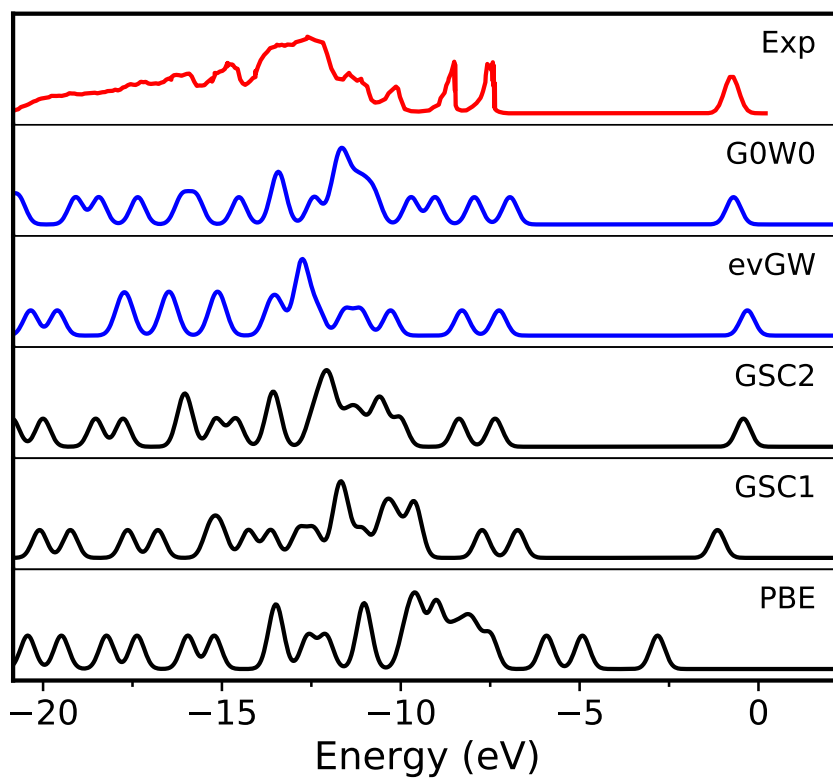


Figure 8: Photoemission spectrum of azulene. The experimental spectrum was obtained from Ref. 27

## 4.7 Size dependence calculations

In Table 10, molecules are obtained from the IP test set, polyacene (noted as "Ph\_n") and polyacetylene (noted as "CH\_n") used in Ref. 18, and the quasiparticle test set used in Ref. 20. The geometries and the reference numbers are directly taken from the two references. cc-pVTZ basis set is used for polyacene. cc-pVDZ basis set is used for polyacene. 6-311++G(3df, 3pd) basis set is used for the IP test set. cc-pVTZ basis set is used for the quasiparticle test.

**Table 10: The experimental first ionization potentials of  $N$ -electron systems versus the negative HOMO energies of  $N$ -electron systems from different DFAs. Units are in eV.**

Name	atoms	Ref	BLYP	GSC1-BLYP	GSC2-BLYP	LOSC-BLYP
Ph_1	12	9.24	6.09	8.49	9.06	8.49
Ph_2	18	8.11	5.26	6.88	7.68	8.18
Ph_3	24	7.47	4.76	6.07	6.87	7.42
Ph_4	30	6.97	4.44	5.54	6.33	7.03
Ph_5	36	6.63	4.22	5.17	5.94	6.46
Ph_6	42	6.36	4.06	4.89	5.65	6.33
CH_1	6	10.48	6.34	10.11	10.43	10.11
CH_2	10	9.18	5.46	7.86	8.61	9.12
CH_3	14	8.18	5.01	6.80	7.67	8.47
CH_4	18	7.69	4.74	6.15	7.07	7.70
CH_5	22	7.33	4.56	5.71	6.65	7.45
CH_6	26	7.04	4.43	5.39	6.33	7.25
CH_7	30	6.85	4.33	5.15	6.08	7.16
CH_8	34	6.66	4.25	4.95	5.88	6.97
CH_9	38	6.55	4.19	4.80	5.71	6.87
CH_10	42	6.41	4.14	4.67	5.57	6.64
Anthracene	24	7.40	4.74	6.04	6.83	7.40
Benzothiadiazole	13	9.00	5.93	7.77	8.52	8.31
Benzothiazole	14	8.80	5.77	7.48	8.28	8.53
C60	60	7.60	5.53	6.42	7.08	7.66
Fluorene	23	7.90	5.21	6.74	7.41	7.59
H2P	38	6.90	4.78	5.79	6.53	6.84
H2PC	58	6.40	4.73	5.41	6.13	6.60
H2TPP	78	6.40	4.57	5.53	6.06	6.62
Pentacene	36	6.60	4.20	5.14	5.91	6.36
PTCDA	38	8.20	5.93	6.78	7.64	8.63
Thiadiazole	7	10.10	6.73	9.25	9.94	9.27
thiophene	9	8.85	5.59	8.18	8.62	8.19
Benzoquinone	12	10.03	6.17	8.08	9.10	10.92
Cl4-isobenzofuranedione	15	10.80	6.88	8.37	9.15	9.91
Dichlone	18	9.59	6.39	8.27	8.93	11.11
F4-benzoquinone	12	10.83	7.12	8.98	9.95	9.75
Maleicanhydride	9	11.09	6.93	9.23	10.23	11.82
Nitrobenzene	14	9.93	6.59	10.16	10.26	11.91
Phenazine	22	8.38	5.54	6.77	7.67	7.90
Phthalimide	16	9.84	6.15	8.38	9.07	10.93

Table 10 continued.

Name	atoms	Ref	BLYP	GSC1-BLYP	GSC2-BLYP	LOSC-BLYP
TCNE	10	11.78	8.38	9.87	10.94	12.41
Benzonitrile	13	9.75	6.61	8.52	9.31	9.48
Cl4-benzoquinone	12	9.82	6.76	8.14	9.05	9.19
F4-benzenedicarbonitrile	14	10.65	7.22	9.12	9.87	9.20
Fumaronitrile	8	11.23	7.62	9.57	10.60	11.13
mDCBN	14	10.40	7.15	8.75	9.64	9.98
NDCA	21	8.98	6.23	7.65	8.48	8.98
Nitrobenzonitrile	15	10.40	7.08	10.64	10.67	12.39
Phthalicanhydride	15	10.18	6.70	8.99	9.70	11.57
TCNQ	20	9.61	6.82	7.83	8.82	9.02
Acridine	23	7.99	5.18	6.42	7.29	7.66
Azulene	18	7.43	4.73	6.53	7.15	7.24
Naphthalenedione	18	9.54	5.98	7.87	8.64	10.68
cyanogen	4	13.51	9.18	11.88	12.87	13.51
CO	2	14.01	9.00	13.85	13.84	13.95
acetylene	4	11.49	7.05	10.99	11.18	11.01
water	3	12.62	7.20	13.23	12.49	13.24
ethylene	6	10.68	6.61	10.29	10.46	10.32
ammonia	4	10.80	6.02	11.18	10.63	11.24
acetonitrile	6	12.46	7.99	11.80	12.05	12.08
fluoromethane	5	13.10	8.03	12.33	12.42	12.51
furan	9	9.00	5.46	8.16	8.73	8.20
HCOOH	5	11.50	6.84	11.30	11.05	11.64
H4C	5	14.40	9.37	13.68	13.97	13.75
H3N	4	11.03	6.17	11.34	10.81	11.40
HO	2	13.07	7.35	13.53	13.01	13.54
H2O	3	12.74	7.18	13.21	12.51	13.24
HF	2	16.20	9.59	16.79	15.98	16.80
H4Si	5	12.84	8.43	11.96	12.33	11.99
HP	2	10.18	5.89	9.30	9.85	9.33
H2P	3	9.82	5.78	9.16	9.65	9.21
H3P	4	10.61	6.59	10.02	10.36	10.06
HS	2	10.41	6.09	9.85	10.18	9.87
H2S(2B1)	3	10.48	6.15	9.87	10.16	9.91
HCl	2	12.82	7.90	12.15	12.47	12.16
H2C2	4	11.51	7.04	10.97	11.16	10.98
H4C2	6	10.74	6.61	10.28	10.45	10.31
CO	2	14.08	9.03	13.85	13.86	13.95
N2(2Sg)	2	15.61	10.26	14.49	15.21	14.51
O2	2	12.49	6.88	11.50	12.38	11.50
P2	2	10.82	6.88	9.74	10.22	9.67
S2	2	9.56	5.72	8.35	9.27	8.37
Cl2	2	11.77	7.29	10.11	11.07	10.12
FCl	2	12.95	7.87	11.42	12.32	11.53
CS	2	11.51	7.34	11.51	11.26	11.69
BF3	4	16.18	10.03	12.92	14.34	16.52

Table 10 continued.

Name	atoms	Ref	BLYP	GSC1-BLYP	GSC2-BLYP	LOSC-BLYP
BCl3	4	11.91	7.57	9.50	10.61	11.64
CO2	3	13.90	8.99	12.56	13.47	12.56
CF2	3	12.40	7.35	11.52	11.83	11.59
COS	3	11.36	7.32	10.26	11.02	10.42
CS2	3	10.18	6.62	8.91	9.80	8.93
H2C	3	10.40	5.49	9.99	10.12	10.03
H3C	4	9.78	5.21	9.58	9.67	9.65
H5C2	7	8.60	4.43	8.26	8.35	8.41
CN	2	14.22	9.25	13.74	14.02	13.74
HCO	3	9.37	4.94	8.47	9.32	8.54
CH2OH	5	8.18	3.85	7.54	7.95	7.63
CH3O	5	10.94	6.03	10.76	10.49	10.94
H4CO	6	11.17	6.26	10.80	10.64	11.01
H3CF	5	13.47	8.04	12.20	12.64	12.34
H2CS	4	9.47	5.40	8.77	9.08	8.86
CH2SH	5	7.79	4.03	7.01	7.53	7.17
H3CCl	5	11.49	6.97	10.69	11.01	10.87
H6C2O	9	10.89	6.17	10.45	10.28	10.86
H4C2O	7	10.38	5.92	10.06	9.89	10.30
H3COF	6	11.68	6.62	10.75	10.95	10.92
H4C2S	7	9.15	5.23	8.67	8.77	8.75
C2N2	4	13.59	9.15	11.83	12.82	13.45
H4B2	6	10.17	6.22	9.82	9.94	9.86
HN	2	13.48	7.73	13.36	13.33	13.37
H2N	3	12.12	7.22	12.48	12.10	12.53
H2N2	4	10.28	5.64	9.21	9.85	9.25
H3N2	5	8.34	4.07	7.85	8.24	7.90
HOF	3	13.03	7.31	11.94	12.43	12.04
H2Si	3	9.55	5.76	8.72	9.24	8.77
H3Si	4	8.86	5.12	8.26	8.71	8.34
H2Si2	4	8.22	4.92	7.21	7.77	7.38
H4Si2	6	8.36	5.24	7.63	8.05	8.30
H5Si2	7	8.37	5.01	7.85	8.16	8.07
H6Si2	8	10.73	7.16	9.88	10.26	9.99
B2F4	6	13.30	8.39	11.11	12.15	11.64
H4C3(cyclo)	7	10.04	5.98	8.93	9.51	9.01
H4C3(allene)	7	10.31	6.42	9.73	9.94	9.89
H7C3	10	7.80	3.94	7.45	7.50	7.66
H4CS	6	9.55	5.48	8.92	9.16	9.04
H4C4O	9	9.09	5.53	8.21	8.73	8.26
H5C4N	10	8.42	5.01	7.64	8.10	7.88

## References

- (1) Janak, J. F. Proof That  $\frac{\partial E}{\partial N_i} = \varepsilon$  in Density-Functional Theory. *Phys. Rev. B* **1978**, *18*, 7165–7168.
- (2) Yamaguchi, Y. *A new dimension to quantum chemistry: analytic derivative methods in ab initio molecular electronic structure theory*; Oxford University Press, USA, 1994.
- (3) Mei, Y.; Yang, W. Excited-State Potential Energy Surfaces, Conical Intersections, and Analytical Gradients from Ground-State Density Functional Theory. *J. Phys. Chem. Lett.* **2019**, *10*, 2538–2545.
- (4) Yang, W.; Cohen, A. J.; De Proft, F.; Geerlings, P. Analytical Evaluation of Fukui Functions and Real-Space Linear Response Function. *J. Chem. Phys.* **2012**, *136*, 144110.
- (5) Peng, D.; Yang, W. Fukui Function and Response Function for Nonlocal and Fractional Systems. *J. Chem. Phys.* **2013**, *138*, 184108.
- (6) Yang, W.; Mori-Sánchez, P.; Cohen, A. J. Extension of Many-Body Theory and Approximate Density Functionals to Fractional Charges and Fractional Spins. *J. Chem. Phys.* **2013**, *139*, 104114.
- (7) Martin, R. M.; Reining, L.; Ceperley, D. M. *Interacting Electrons*; Cambridge University Press, 2016.
- (8) Vosko, S. H.; Wilk, L.; Nusair, M. Accurate Spin-Dependent Electron Liquid Correlation Energies for Local Spin Density Calculations: A Critical Analysis. *Can. J. Phys.* **1980**, *58*, 1200–1211.
- (9) Perdew, J. P.; Wang, Y. Accurate and Simple Analytic Representation of the Electron-Gas Correlation Energy. *Phys. Rev. B* **1992**, *45*, 13244–13249.
- (10) Perdew, J. P.; Burke, K.; Ernzerhof, M. Generalized Gradient Approximation Made Simple. *Phys. Rev. Lett.* **1996**, *77*, 3865–3868.

- (11) Becke, A. D. Density-Functional Exchange-Energy Approximation with Correct Asymptotic Behavior. *Phys. Rev. A* **1988**, *38*, 3098–3100.
- (12) Lee, C.; Yang, W.; Parr, R. G. Development of the Colle-Salvetti Correlation-Energy Formula into a Functional of the Electron Density. *Phys. Rev. B* **1988**, *37*, 785–789.
- (13) Stephens, P. J.; Devlin, F. J.; Chabalowski, C. F.; Frisch, M. J. Ab Initio Calculation of Vibrational Absorption and Circular Dichroism Spectra Using Density Functional Force Fields. *J. Phys. Chem.* **1994**, *98*, 11623–11627.
- (14) Kim, K.; Jordan, K. D. Comparison of Density Functional and MP2 Calculations on the Water Monomer and Dimer. *J. Phys. Chem.* **1994**, *98*, 10089–10094.
- (15) An In-House Program for QM/MM Simulations. <https://qm4d.org/>.
- (16) Blum, V.; Gehrke, R.; Hanke, F.; Havu, P.; Havu, V.; Ren, X.; Reuter, K.; Scheffler, M. Ab Initio Molecular Simulations with Numeric Atom-Centered Orbitals. *Comput. Phys. Commun.* **2009**, *180*, 2175–2196.
- (17) Ren, X.; Rinke, P.; Blum, V.; Wieferink, J.; Tkatchenko, A.; Sanfilippo, A.; Reuter, K.; Scheffler, M. Resolution-of-Identity Approach to Hartree–Fock, Hybrid Density Functionals, RPA, MP2 and GW with Numeric Atom-Centered Orbital Basis Functions. *New J. Phys.* **2012**, *14*, 053020.
- (18) Mei, Y.; Chen, Z.; Yang, W. Self-Consistent Calculation of the Localized Orbital Scaling Correction for Correct Electron Densities and Energy-Level Alignments in Density Functional Theory. *J. Phys. Chem. Lett.* **2020**, *11*, 10269–10277.
- (19) Yang, X.; Zheng, X.; Yang, W. Density Functional Prediction of Quasiparticle, Excitation, and Resonance Energies of Molecules With a Global Scaling Correction Approach. *Front. Chem.* **2020**, *8*, 979.
- (20) Mei, Y.; Li, C.; Su, N. Q.; Yang, W. Approximating Quasiparticle and Excitation Energies from Ground State Generalized Kohn–Sham Calculations. *J. Phys. Chem. A* **2019**, *123*, 666–673.

- (21) Brundle, C. R.; Robin, M. B.; Kuebler, N. A. Perfluoro Effect in Photoelectron Spectroscopy. II. Aromatic Molecules. *J. Am. Chem. Soc.* **1972**, *94*, 1466–1475.
- (22) Rabalais, J. W. Photoelectron Spectroscopic Investigation of the Electronic Structure of Nitromethane and Nitrobenzene. *J. Chem. Phys.* **2003**, *57*, 960.
- (23) Galasso, V.; Colonna, F. P.; Distefano, G. Photoelectron Spectra of 1,2-Indandione, 1,3-Indandione and Heterocyclic Analogues. *J. Electron Spectrosc. Relat. Phenom.* **1977**, *10*, 227–237.
- (24) Ikemoto, I.; Samizo, K.; Fujikawa, T.; Ishii, K.; Ohta, T.; Kuroda, H. Photoelectron Spectra of Tetracyanoethylene(Tcne) and Tetracyanoquinodimethane(Tcnq). *Chem. Lett.* **1974**, *3*, 785–790.
- (25) Fujikawa, T.; Ohta, T.; Kuroda, H. X-Ray Photoelectron Spectroscopy of the Molecules Containing the C≡N Group. *Bull. Chem. Soc. Jpn.* **1976**, *49*, 1486–1492.
- (26) Neijzen, B. J. M.; De Lange, C. A. Photoelectron Spectroscopy of Mono- and Dicyanobenzenes and Their Perfluoro Derivatives. *J. Electron Spectrosc. Relat. Phenom.* **1978**, *14*, 187–199.
- (27) Dougherty, D.; Lewis, J.; Nauman, R. V.; McGlynn, S. P. Photoelectron Spectroscopy of Azulenes. *J. Electron Spectrosc. Relat. Phenom.* **1980**, *19*, 21–33.