

Study of bifurcation in coalescence of bubbles in turbulent flows

Seyedmehdi Abtahi, Mehrdad Izadjoo^{2,†}

¹University of Illinois at Chicago,

²Darab University

(Received xx; revised xx; accepted xx)

There are many applications of multiphase flow in important fields such as biological, chemical and power processes. Bubble coalescence is of a significant importance in simulating multiphase fluid flows. Weber number (W_e), Reynolds number (Re) and collision parameter play important role in the coalescence of bubbles. In the present work, front-tracking method is applied to simulate bubble coalescence. Moreover, the results are presented for different collision parameters and changes in the coalescence of bubbles are discussed.

Key words: Keywords: Front-tracking method, bifurcation, coalescence

1. Introduction

Bubbly flows play a prominent role in physical, chemical and biological processes, all of which involve bubble-bubble and bubble-bubble interactions. Bubble coalescence is of a significant importance in determining the interfacial area, thereby affecting the mass and heat transfer between the two phases. Knowledge of the coalescence of two bubbles is consequential to better comprehend the bubbly flow behavior which results in more efficient designs in multiphase flows (Esfahanian *et al.* 2014*b*). During coalescence, two drops combine through the liquid bridge between them, then it grows up to the size of drops. Many researchers have studied the dynamics of coalescence of bubbles (Chi & Leal 1989; Basaran 1992). The coalescence of two bubbles rising in a vertical line is studied by (Ramírez-Muñoz *et al.* 2011; Esfahanian *et al.* 2014*a*). The coalescence consists of the following steps: the collision of bubbles, thinning of a liquid film, and rupture of the film at some critical thickness (Chen *et al.* 2013). To capture trailing bubbles and coalescence behavior, approaching and coalescence of bubbles is significant (Hasan *et al.* 2011). Liquid viscosity can influence the wake effect of the leading bubbles which results in bubble interactions (Abtahi & Sharifi 2020*a*). Researches on two-rising bubbles has been performed for high and low Reynolds number (Rushton & Davies 1978; Yuan & Prosperetti 1994). The steps of coalescence after collision is difficult to study because the rapture of liquid is so complex that mechanisms are derived by simplifying the coalescence model. Interaction and coalescence between a bubble and a free surface have been studied numerically and experimentally (Dehrouyeh-Semnani *et al.* 2016). Coalescence of deformable bubble is also carried out (Abtahi & Assadian 2020).

Studies have shown that the coalescence time is not a constant value. By using a binary coalescence cell, the stability of foam films was analysed (Dehrouyeh-Semnani

† Email address for correspondence: merdad.izadjoo@gmail.com

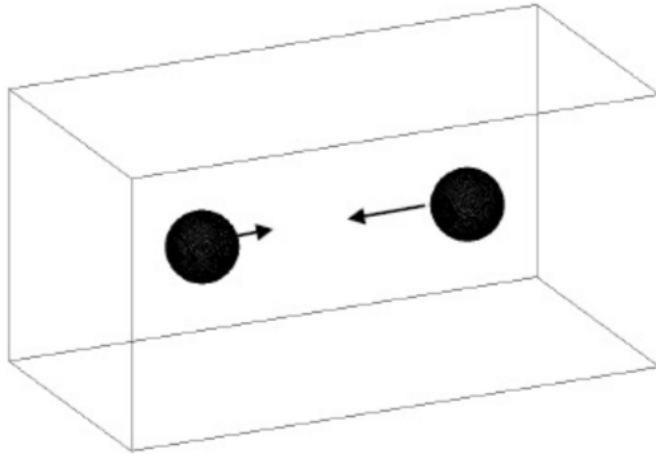


Figure 1: Geometry of two bubbles which collide to each other.

et al. 2019). Research showed that a surfactant at an interface implement repulsive forces and stabilizes bubbles against coalescence (Kumar *et al.* 2006).

Over the past decades, computational fluid dynamics (CFD) has been employed as a powerful tool to simulate multiphase and turbulent flows (Peyvan & Benisi 2016; Abtahi *et al.* 2020; Li *et al.* 2019). Many methods such as VOF model (Abtahi & Sharifi 2020*b*), the level set method (Lakdawala *et al.* 2014) and lattice Boltzmann method (LBM) (Cheng & Yang 2010) have been applied to simulate bubbles interactions. The VOF model has widely applied to simulate formation, break up and coalescence of bubbles. It is dependent on mesh size, although it is accurate and simple (Li *et al.* 2019).

In this study, front-tracking method is employed to simulate the coalescence of bubbles. Moreover, results will be presented for different Weber numbers (We) and collision parameters. It is shown that by changing Weber number and collision parameter, the coalescence behavior will change. The rest of this paper is structured as follows: front-tracking method is explained in section 2. Results of simulations are shown in section 3 and they will be discussed. Conclusion is provided in section 4.

2. Front-tracking method

The Navier-Stokes equations are numerically solved for both gas and liquid phases:

$$\frac{\partial \rho}{\partial t} + \nabla \cdot (\rho VV) = -\nabla P + \rho g + \nabla \cdot \mu_{eff} (\nabla V + V^T) + \oint_{\Delta} S \sigma_{eff} k n (r - r_f) da$$

where V , ρ and P are normalized velocity, density and pressure, respectfully. The variables are normalized with characteristic bubble velocity, V_c , liquid density ρ , the dynamic pressure $\rho_c a V_c^2$ and t is normalized with L_c/V_c , where L_c is the characteristic length. μ_{eff} is the reciprocal of Reynolds number, $Re = \frac{\rho V_c L_c}{\mu_l}$, where μ_l is the liquid viscosity. σ_{eff} is the reciprocal of Weber number, $We = \frac{\rho V_c^2 L_c}{\sigma}$, where σ is the surface

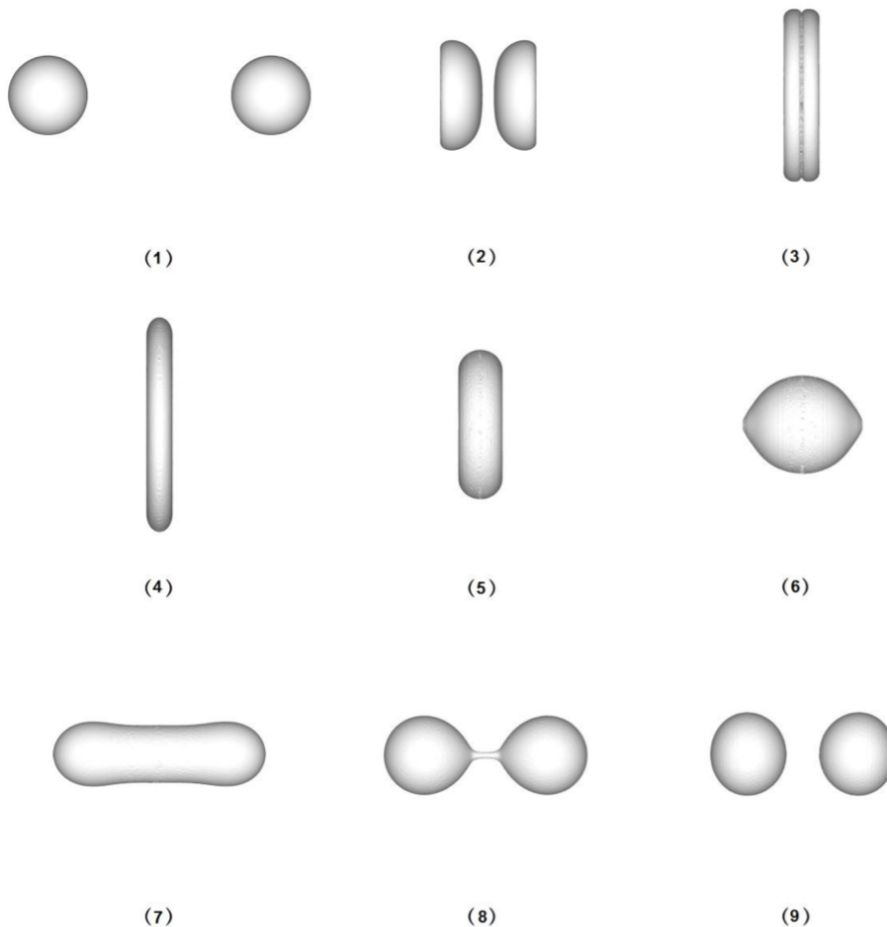


Figure 2: Reflexive separation of bubbles with $I = 0$ in $t = 0, t = 2.61, t = 3.86, t = 5.42, t = 9.29, t = 11.07, t = 13.88, t = 21.5, t = 25.37$.

tension of liquid. k is twice the mean curvature, n is the outwardly directed unit normal vector at the bubble surface, and r is the space vector with the subscript f designating the interface. By considering both fluids to be incompressible, continuity can be written as below:

$$\nabla \cdot V = 0$$

Moreover, density and viscosity stay constant for incompressible fluid, $\frac{\partial \rho}{\partial t} = 0$ and $\frac{\partial \mu}{\partial t} = 0$.

3. Result

In the present work, we simulate coalescence of two bubbles in three dimension, which are shown in Figure 3. Regimes of coalescence of bubbles are mainly dependent on W_e and collision parameter, which is defined as $I = \frac{X}{ds}$, where X is the vertical distance between the velocity of center of mass of bubbles and d is the diameter of bubbles. The first regime happens when the two bubbles collide, but they do not have sufficient energy

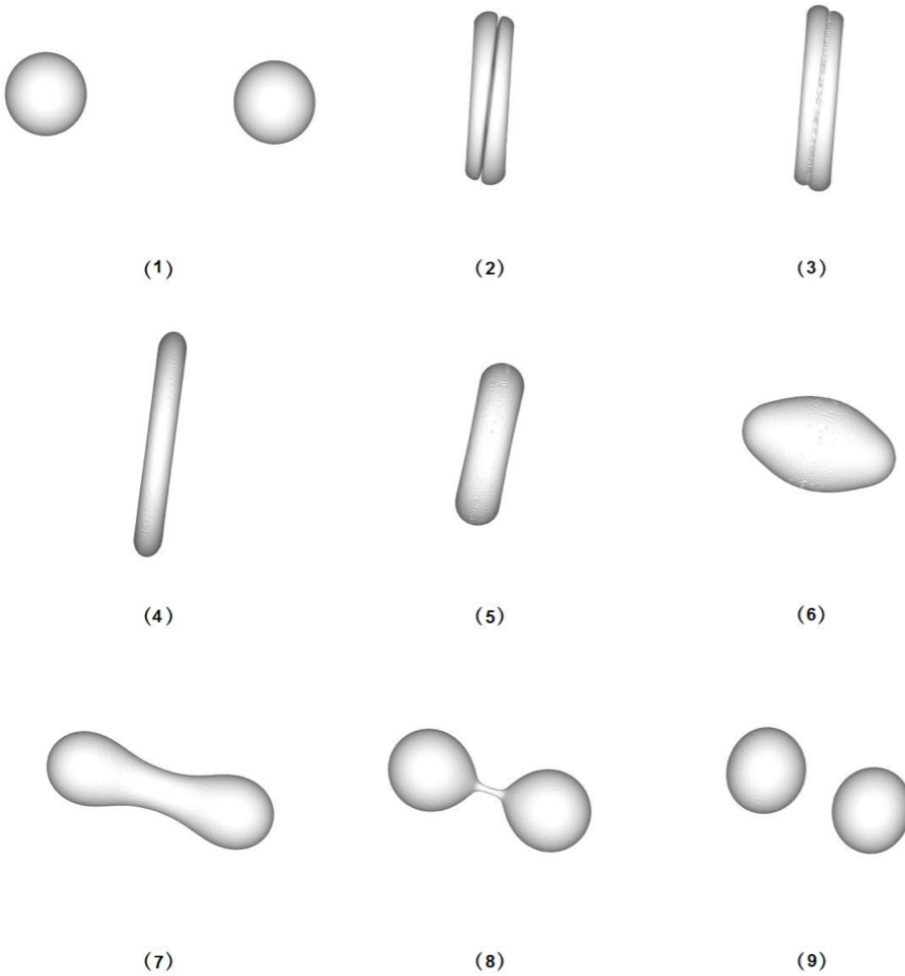


Figure 3: Reflexive separation of bubbles with $I = 0.1$ in $t = 0, t = 3.65, t = 3.86, t = 5.53, t = 9.08, t = 11.69, t = 16.49, t = 21.5, t = 25.57$.

to become separate again. The other important one is reflexive separation, in which the collided bubble separates in three steps. At first, the collided bubble grows in vertical direction and shape as a disk. Then, because of surface tension and curvature difference in longitudinal and radial directions, the bubble changes back to be a sphere. The inertia of bubble makes an longitudinal expansion. Another regime is stretching separation, in which the two bubbles rub each other and after being combined, they separate from each other. Reflexive and stretching separation happen in low and high collision parameters, respectfully. In the simulation, we consider $W_e = 33$ and $Re = 163.1$. Size of solution domain is $1 \times 1 \times 2$, while there are 96 cells in each unit. Moreover, the height of channel is 8 times larger than the radius of bubble. The result for reflexive separation and $I = 0$ is shown for different time steps in Figure 3. The result for reflexive separation and $I = 0.1$ is shown for different time steps in Figure (3). As it is shown in Figure 3, the bubble grows in a different angle and separate in a different angle than the case $I = 0$.




Figure 4: Permanent coalescence of bubbles with $I = 0.4$ in $t = 0, t = 3.23, t = 4.07, t = 5.64, t = 8.98, t = 10.34, t = 11.8, t = 13.26, t = 38.41$.

Permanent coalescence is shown in Figure 3 with $I = 0.4$, which indicates that the bubble do have the sufficient energy to increase length in vertical direction. Figure 3 indicates the results for stretching separation with $I = 0.7$. It must be noticed that in this case a new bubble appears between the two separated bubbles. As it is shown in Figures 3 to 3, by changing I , the coalescence of bubbles will differs (bifurcation in the system).

4. Conclusion

In the present study, front-tracking method is applied to simulate the coalescence of bubbles. Collision parameter play an important role in coalescence. Different collision parameters result in reflexive separation, permanent coalescence and stretching separation. In each case results was shown for different time steps to show how the bubble change the shape during coalescence to finally become either separated into two or three bubbles

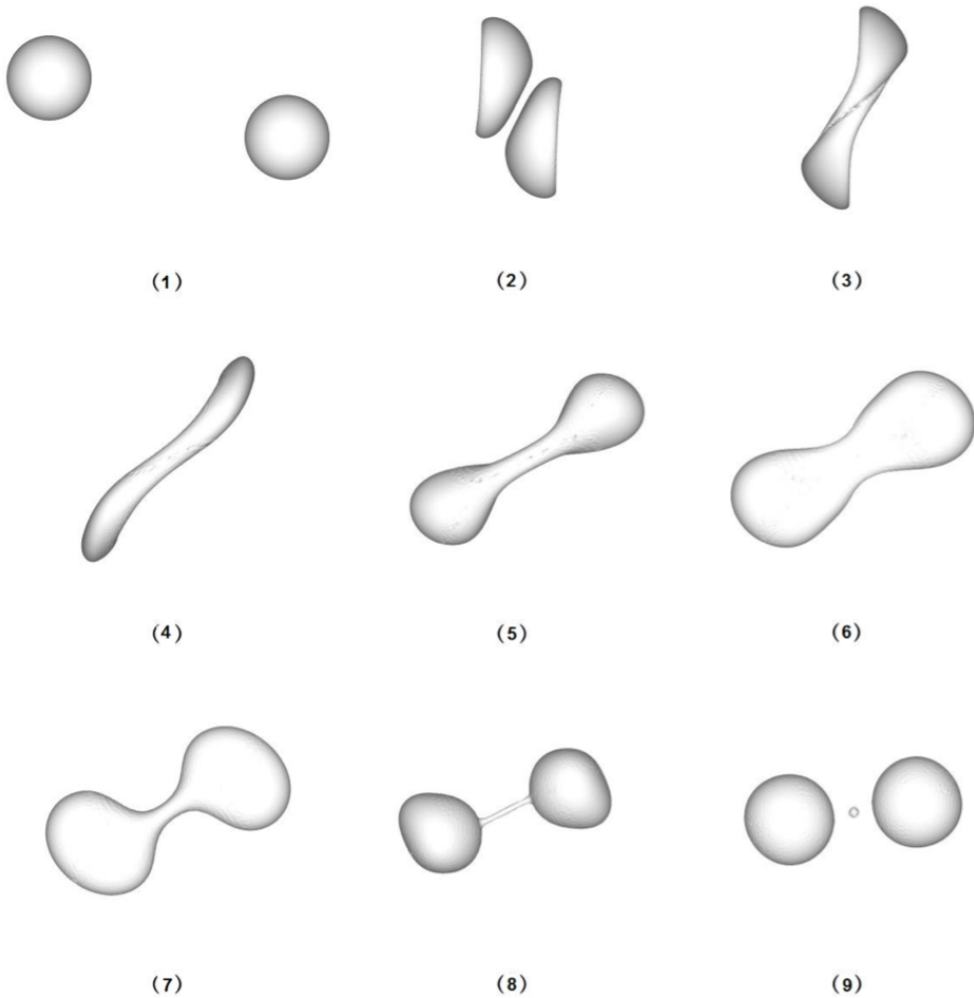


Figure 5: Stretching separation of bubbles with $I = 0.7$ in $t = 0, t = 2.92, t = 4.07, t = 6.05, t = 8.56, t = 9.5, t = 10.96, t = 13.26, t = 18.37$.

or stay united as a single bubble. By changing the collision parameter, the results differs, which indicates bifurcation in the system.

REFERENCES

- ABTAHI, SEYEDMEHDI & ASSADIAN, NIMA 2020 Integrated attitude estimation and control of satellite with thruster actuator using anfis. *arXiv preprint arXiv:2004.09756* .
- ABTAHI, SEYEDMEHDI, ROSTI, MARCO E, BRANDT, LUCA & MIRBOD, PARISA 2020 Turbulent channel flow of suspensions over porous media. *Bulletin of the American Physical Society* .
- ABTAHI, SEYEDMEHDI & SHARIFI, MOJTABA 2020a Machine learning method to control and observe for treatment and monitoring of hepatitis b virus. *arXiv preprint arXiv:2004.09751* .

- ABTAHI, SEYEDMEHDI & SHARIFI, MOJTABA 2020*b* Machine learning method used to find discrete and predictive treatment of cancer. *arXiv preprint arXiv:2004.09753* .
- BASARAN, OSMAN A 1992 Nonlinear oscillations of viscous liquid drops. *Journal of Fluid Mechanics* **241**, 169–198.
- CHEN, LING-HUI, LING, ZHEN-HUA, SONG, YAN & DAI, LI-RONG 2013 Joint spectral distribution modeling using restricted boltzmann machines for voice conversion. In *Interspeech*, pp. 3052–3056.
- CHENG, YONGZHI & YANG, HELIN 2010 Retracted: Design, simulation, and measurement of metamaterial absorber. *Microwave and Optical Technology Letters* **52** (4), 877–880.
- CHI, BK & LEAL, LG 1989 A theoretical study of the motion of a viscous drop toward a fluid interface at low reynolds number. *Journal of Fluid Mechanics* **201**, 123–146.
- DEHROUYEH-SEMNANI, AMIR MEHDI, DEHDASHTI, ESMAEIL, YAZDI, MOHAMMAD REZA HAIRI & NIKKHAH-BAHRAMI, MANSOUR 2019 Nonlinear thermo-resonant behavior of fluid-conveying fg pipes. *International Journal of Engineering Science* **144**, 103141.
- DEHROUYEH-SEMNANI, AMIR MEHDI, ZAFARI-KOLOUKHI, HAMID, DEHDASHTI, ESMAEIL & NIKKHAH-BAHRAMI, MANSOUR 2016 A parametric study on nonlinear flow-induced dynamics of a fluid-conveying cantilevered pipe in post-flutter region from macro to micro scale. *International Journal of Non-Linear Mechanics* **85**, 207–225.
- ESFAHANIAN, VAHID, DEHDASHTI, ESMAEIL & DEHROUYE-SEMNANI, AMIR MEHDI 2014*a* Simulation of fluid-structure interaction in a microchannel using the lattice boltzmann method and size-dependent beam element on a graphics processing unit. *Chinese Physics B* **23** (8), 084702.
- ESFAHANIAN, V, DEHDASHTI, E & DEHROUYEH-SEMNANI, AM 2014*b* Fluid-structure interaction in microchannel using lattice boltzmann method and size-dependent beam element. *Advances in Applied Mathematics and Mechanics* **6** (3), 345–358.
- HASAN, KHADER M, WALIMUNI, INDIKA S, ABID, HUMAIRA & HAHN, KLAUS R 2011 A review of diffusion tensor magnetic resonance imaging computational methods and software tools. *Computers in biology and medicine* **41** (12), 1062–1072.
- KUMAR, MEDAVARAPU KISHORE, MITRA, TANIA & GHOSH, PALLAB 2006 Adsorption of ionic surfactants at liquid- liquid interfaces in the presence of salt: Application in binary coalescence of drops. *Industrial & engineering chemistry research* **45** (21), 7135–7143.
- LAKDAWALA, ABSAR M, GADA, VINESH H & SHARMA, ATUL 2014 A dual grid level set method based study of interface-dynamics for a liquid jet injected upwards into another liquid. *International journal of multiphase flow* **59**, 206–220.
- LI, DONGRU, KOMPERDA, JONATHAN, GHIASI, ZIA, PEYVAN, AHMAD & MASHAYEK, FARZAD 2019 Compressibility effects on the transition to turbulence in a spatially developing plane free shear layer. *Theoretical and Computational Fluid Dynamics* **33** (6), 577–602.
- PEYVAN, A & BENISI, AH 2016 Axial-flow compressor performance prediction in design and off-design conditions through 1-d and 3-d modeling and experimental study. *Journal of Applied Fluid Mechanics* **9** (5).
- RAMÍREZ-MUÑOZ, J, GAMA-GOICOCHEA, A & SALINAS-RODRÍGUEZ, E 2011 Drag force on interacting spherical bubbles rising in-line at large reynolds number. *International journal of multiphase flow* **37** (8), 983.
- RUSHTON, E & DAVIES, GA 1978 The slow motion of two spherical particles along their line of centres. *International Journal of Multiphase Flow* **4** (4), 357–381.
- YUAN, H & PROSPERETTI, A 1994 On the in-line motion of two spherical bubbles in a viscous fluid. *Journal of Fluid Mechanics* **278**, 325–349.