

Characterization of the muography background using the Muon Telescope (MuTe)

Jesús Peña-Rodríguez^{*a}, Luis A. Núñez^{a,b}, and Hernán Asorey^{c,d}

^a *Escuela de Física, Universidad Industrial de Santander, Bucaramanga-Colombia*

^b *Departamento de Física, Universidad de Los Andes, Mérida-Venezuela.*

^c *Departamento Física Médica, Centro Atómico Bariloche, Comisión Nacional de Energía Atómica, Bariloche-Argentina;*

^d *Instituto de Tecnologías en Detección y Astropartículas (ITEDA), Buenos Aires-Argentina.*

E-mail: jesus.pena@correo.uis.edu.co, lnunez@uis.edu.co,
asoreyh@cab.cnea.gov.ar

In this work, we estimate the background components in muography using the MuTe: a hybrid muon telescope composed of two subdetectors –a scintillator hodoscope and a Water Cherenkov Detector (WCD). The hodoscope records the trajectories of particles crossing the telescope, while the WCD measures their energy loss. The MuTe hodoscope reconstructs 3841 different directions with an angular resolution of 32 mrad for an inter-panel distance of 2.5 m. The spatial resolution can reach ~ 25.6 m assuming an 800 m distance to the target. The WCD measures the deposited energy from 50 MeV to 1.5 GeV with a resolution of 0.72 MeV.

MuTe discriminates muography background sources such as: upward coming muons, scattered muons, the soft component of Extensive Air Showers (EAS), and particles arriving simultaneously. They are filtered by using measurements of deposited energy (WCD) and Time-of-Flight. The WCD differentiates single muons, electrons/positrons, and multiparticle events. On the other hand, the ToF measurements allow us to estimate the muon momentum establishing an energy threshold to decrease the background contribution of scattered muons. Upward coming muons are rejected by means of the particle arrival direction determined by the ToF sign.

We concluded that near 36% of the recorded events belong to the electromagnetic component (electrons and positrons), roughly 30.4% is caused by multiple particle events that arrive with time differences < 100 ns and the last 34% are caused by muons. The muonic soft component (< 1 GeV/c) represents 46% of the single-muon events. The upward going particles add up the 22% of the total flux crossing the MuTe.

*40th International Conference on High Energy Physics -ICHEP2020-
July 28th - August 6th, 2020
Prague, virtual conference.*

*Speaker.

1. Introduction

Muography is a non-invasive technique for scanning anthropic and geologic structures. Its applications cover several fields: container inspection [1], archaeological building scanning [2, 3], nuclear plant examination [4], nuclear waste monitoring, underground cavities [5], overburden of railway tunnels [6], and volcanology [7].

The measured flux gives information about the inner density distribution of the structure, but such a flux is affected by a particle background. This noise emerges as a result of multiple phenomena: upward-coming muons [8, 9], soft muons ($< 1 \text{ GeV}/c$) [10, 11], the electromagnetic component (e^- , e^+ , γ) of EAS [12] and, multiple particle events.

Several methods have been implemented to reject the background in muography. Time-of-Flight systems reject upward-coming muons, absorbent layer installation stops low energy particles, and extra sensitive layers decrease the probability of multiple particle events [12].

In this paper, we estimate the contribution of the background components in muography using MuTe. MuTe classifies the background by means of deposited energy and ToF measurements. The WCD discriminates the electromagnetic and multiple particle events while the ToF differentiates the frontal and rear particle flux. The soft muons are rejected by a momentum threshold established using the particle identity and velocity.

2. The Muon Telescope

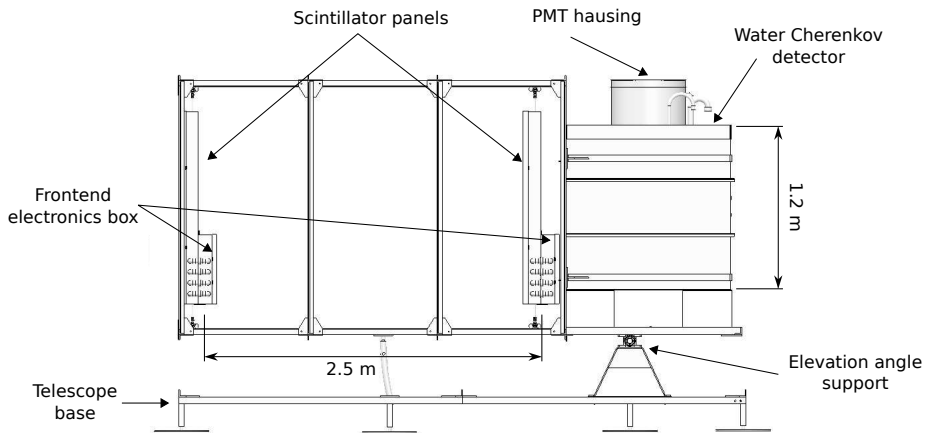


Figure 1: MuTe mechanical structure. The hodoscope panels are mounted on a sliding rail allowing a separation distance configuration between 0.5 m to 2.5 m. The WCD stands near the center of mass of the telescope to facilitate the elevation procedure. Eight supports affix the MuTe to the ground.

MuTe is composed of a hodoscope and a WCD as shown in Figure 1. The hodoscope is made of two scintillator matrices of 30×30 strips ($120 \text{ cm} \times 4 \text{ cm} \times 1 \text{ cm}$). The plastic scintillator base is polystyrene (Dow Styron 663) externally coated by TiO_2 . The dopants (1% PPO, 0.03% POPOP) set an absorption cut off $\sim 40 \text{ nm}$ and an emission maximum at 420 nm.

Inside each scintillator strip a wavelength shifting (WLS) multi-cladding fiber (Saint-Gobain BCF-92) transmits the light photons towards a silicon photomultiplier (SiPM, Hamamatsu S13360-1350CS). The SiPM has a photosensitive area of $1.3 \times 1.3 \text{ mm}^2$, 667 pixels, a fill factor of 74%, a gain from 10^5 to 10^6 and a photon-detection efficiency of 40% at 450nm.

An ASIC MAROC3A amplifies and jointly discriminates the 60 signals from each panel. An FPGA Cyclone 3 sets the ASIC slow control parameters. The data recording is managed by a Raspberry Pi 2 and stored in a central hard disk.

The MuTe-WCD (120 cm side) has a Tyvek internal coating and an eight-inch photomultiplier tube (PMT Hamamatsu R5912) as the sensitive element. The anode and last dynode PMT signals are digitized by a 10-bit fast Analog-to-Digital converter with a sampling frequency of 40 MHz [13]. The ToF system ($\sim 97 \text{ ps}$ resolution) is based on a Time-to-Digital converter implemented on a Xilinx FPGA Spartan 6 [14]. The MuTe data acquisition system is temporally synchronized by GPS. This architecture allows us to correlated the data recorded by the hodoscope and the WCD which operate individually. A GPRS/GSM ITEAD SIM900 module reports daily the telescope state towards a remote server.

3. Background in muography

Particles impinging the muon telescope not only come from inside the scanning target. Several underlying phenomena cause an overwhelming particle background that affects the detector signal-to-noise ratio. Muography background is made of: low momentum muons scattered by the target surface, muons entering from the rear side of the detector, charged particles from EAS, and particles arriving simultaneously as shown in Figure 2.

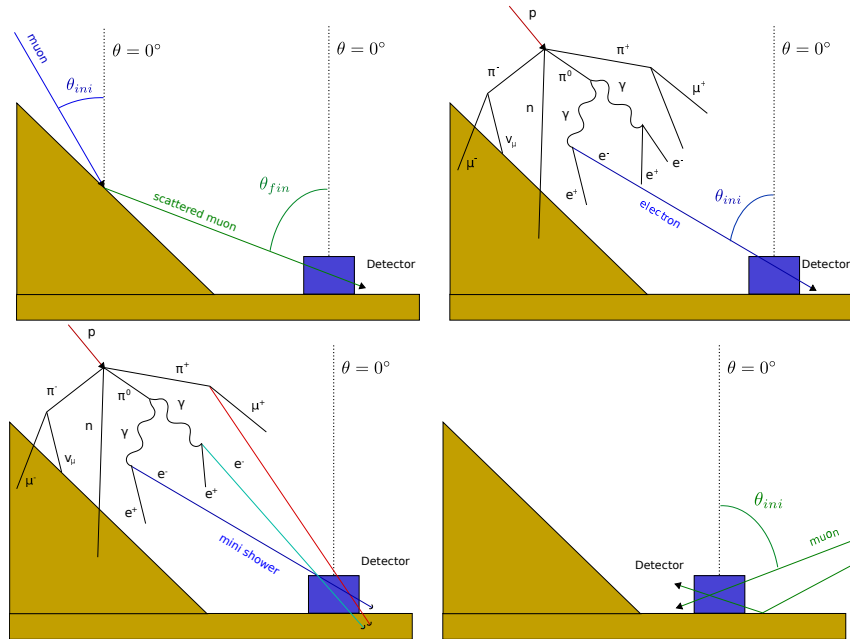


Figure 2: Background sources in muography: scattered muons, the electromagnetic component of EAS, mini showers, and upward-coming particles.

We performed a particle background characterization by means of Monte Carlo simulations by using the *CORSIKA* code. The results showed that particles reaching the MuTe are mainly positrons/electrons (~ 20 MeV average energy), and muons (~ 3 GeV average energy) [15].

Low momentum muons suffer trajectory deviation after interacting with the surface of the scanning object due to multiple scattering. If the angular deviation is greater than the telescope resolution, the muogram shall suffer a blurring effect.

The angular variation of the muon trajectory depends on its energy and traversing length inside the target. For instance, muons with energy 3 GeV crossing 10 m of standard rock (2.65 g/cm^3) deviate ~ 35 mrad [16].

Scattered and quasi-horizontal ($\theta \geq 75^\circ$) muons also arrive from the rear side of the telescope. They have a mean momentum ~ 10 GeV/c greater than vertical muons (~ 3 GeV/c). For a telescope elevation angle $< 15^\circ$ the inverse muon flux can exceed 50% [17].

Multiple particles simultaneously crossing the telescope can create false-positive events. This combinatorial background is classified as uncorrelated and correlated depending on the origin. Particles coming from independent sources (e.g., different EAS or soil radioactivity) generate the uncorrelated one. The relative arrival time between these particles is in the order of hundreds of microseconds, allowing that ns-resolution detectors can reject them.

Most of the correlated background is composed of muons that originated in the same EAS. For a < 1 km distance from the EAS center, muons have a mean arrival delay < 100 ns [18]. Electron/positrons, generated few radiation lengths (< 10 m) close to the telescope, arrive simultaneously within a low relative angle, contributing in this way to the correlated background [19].

4. Background characterization

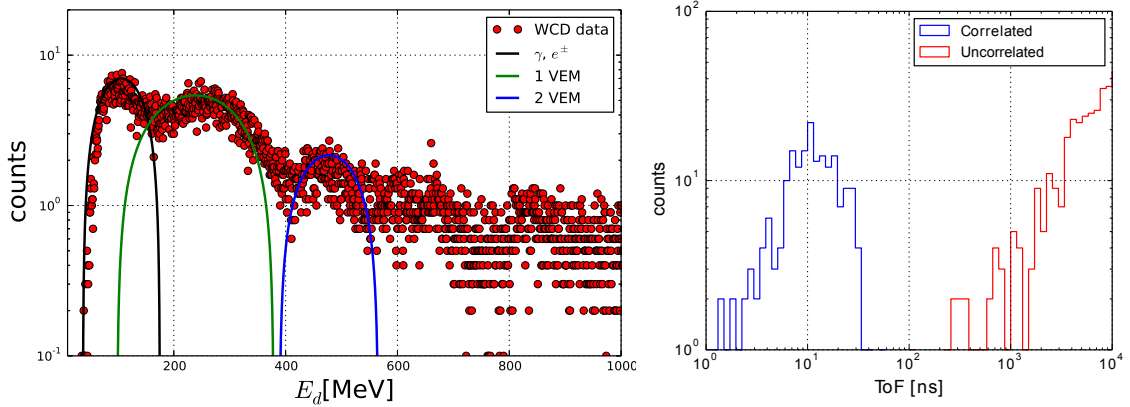


Figure 3: (Left) Deposited energy histogram for the events crossing the MuTe during one hour. The black-line hump (< 180 MeV) corresponds to the electromagnetic component (e^\pm , γ). The green-line hump ($180 \text{ MeV} < E_d < 400$ MeV) is the deposited energy of muons. Multiple particle events deposit energy above 400 MeV. The blue-line hump represents two-muon events. (Right) Time-of-Flight of particles traversing the MuTe hodoscope. Single-particle events and correlated background (blue) have a ToF < 30 ns, while the uncorrelated background (red) has a ToF > 300 ns.

The MuTe recorded data to characterize the particle background at an elevation angle of 15° and an inter-panel distance of 2.5 m during two months. Figure 3-left displays the energy deposited in the WCD for the particles crossing the hodoscope during one hour. The first hump (< 180 MeV) belongs to electromagnetic particles (e^\pm, γ) and represents the 36% of the events.

The muonic component spans from 180 MeV to 400 MeV and contains 33% of the events. The mean of the muonic hump corresponds to the energy released by a vertical muon (VEM) traversing 120 cm of water ~ 240 MeV. Multiple particle events lose energy above 400 MeV with a significant contribution at 480 MeV (2 VEM). These add up the 30.4% of the events.

The ToF distribution of single-particle events and the correlated background has an upper cutoff at ~ 30 ns, and an average value of ~ 10 ns as shown Figure 3-right. The expected ToF of single-particle events spans 2.53 ns to 20.9 ns. This estimation was carried out taking into account the scintillator transmission delay (~ 77.2 ps/cm), the hodoscope separation distance (2.5 m), the scintillator panel dimensions ($1.2 \text{ m} \times 1.2 \text{ m}$), and the TDC resolution (~ 50 ps). The uncorrelated background starts at ~ 300 ns increasing its occurrence while the time difference grows. The probability that an uncorrelated event occurs below 200 ns is roughly 0.05%.

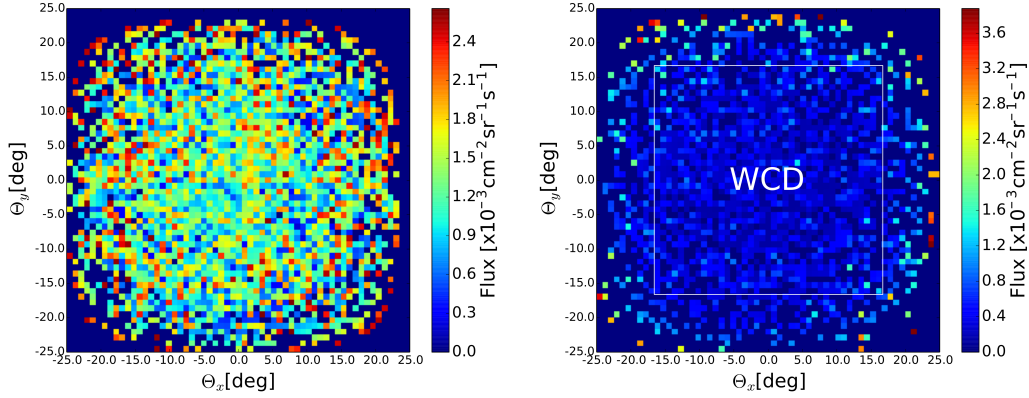


Figure 4: Angular distribution of the frontal (left) and inverse (right) particle flux traversing the MuTe hodoscope for an elevation angle of 15° . The hodoscope axis is located at $(\Theta_x = \Theta_y = 0 \text{ deg})$. The frontal flux adds up 78% of the recorded events reaching up 3.23 Hz. The WCD water volume (white-square) absorbs the particles with energy < 240 MeV.

Figure 4 compares the frontal (left) and the inverse (right) flux traversing MuTe. The inverse flux represents the 22% of the particle events impinging the detector. Most of the particles with energy < 240 MeV are absorbed by the WCD water volume. The inverse flux is higher for inclined tracks than for quasi-perpendicular tracks because of the shadowing effect of the WCD.

The incident particle momentum was estimated using the ToF measurements, the trajectory reconstruction, and the particle mass [14]. We set a threshold to reject particles with momentum below 1 GeV/c as shown in Figure 5-left. The 54% of the recorded events have a momentum > 1 GeV/c and an angular deviation < 17 mrad. We summarise the results of the muography background characterization in Figure 5-right.

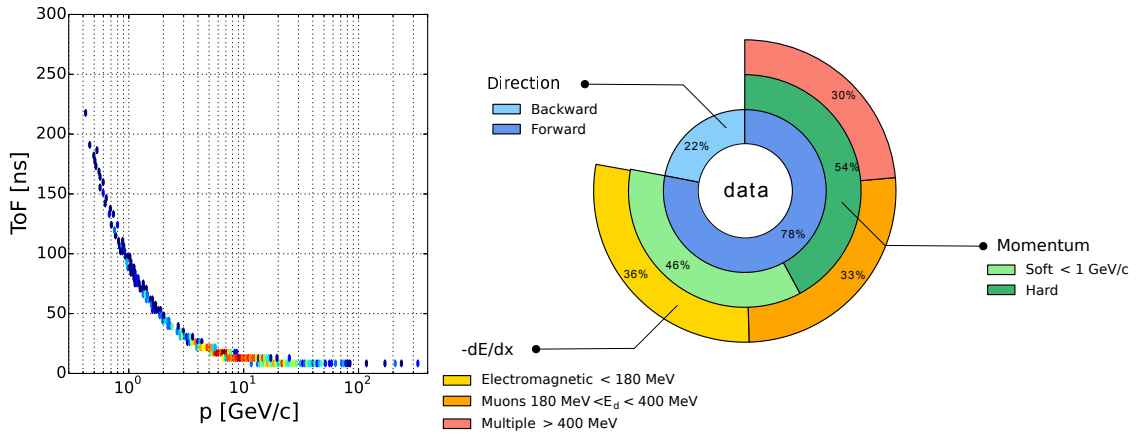


Figure 5: (Left) The momentum of particles crossing the MuTe. Events with momentum >1 GeV/c represent 54% and have an angular deviation < 17 mrad. (Right) Muography background classification. The frontal flux (78%) is composed of electromagnetic particles (36%), single-muons (33%), and multiple particle events (30%).

5. Conclusions

We designed and built a muon telescope capable to identify and reject the muography background. The identification methodology of MuTe is based on particle identification techniques – Time-of-Flight and deposited energy measurements. We found the background caused by the electromagnetic component of EAS represents $\sim 36\%$ of the recorded data, while the correlated multiple particle events were $\sim 30.4\%$. The background due to the inverse flux depends on the elevation angle of the detector: for 15° it was $\sim 22\%$ taking into account the WCD water volume absorbs particles with energy < 240 MeV. The multiple particle background was caused by two sources: correlated particles with a relative arrival time < 100 ns, and uncorrelated particles generated by the cosmic ray background or soil radioactivity. As future work in muography, we are developing machine learning techniques to separate automatically the signal from the background.

Acknowledgments

The authors acknowledge the financial support of Departamento Administrativo de Ciencia, Tecnología e Innovación of Colombia (ColCiencias) under contract FP44842-082-2015 and to the Programa de Cooperación Nivel II (PCB-II) MINCYT-CONICET-COLCIENCIAS 2015, under project CO/15/02. We are particularly thankful to the Latin American Giant Observatory Collaboration and to Pierre Auger Observatory for their permanent support and inspirations.

References

- [1] G. Blanpied et al., *Material discrimination using scattering and stopping of cosmic ray muons and electrons: Differentiating heavier from lighter metals as well as low-atomic weight materials*, *Nuclear Instruments and Methods in Physics Research Section A: Accelerators, Spectrometers, Detectors and Associated Equipment* **784** (2015) 352.

- [2] K. Morishima et al., *Discovery of a big void in khufu's pyramid by observation of cosmic-ray muons*, *Nature* **552** (2017) 386.
- [3] H. Gomez et al., *Studies on muon tomography for archaeological internal structures scanning*, in *Journal of Physics: Conference Series*, vol. 718, p. 052016, IOP Publishing, 2016.
- [4] H. Fujii et al., *Performance of a remotely located muon radiography system to identify the inner structure of a nuclear plant*, *Progress of Theoretical and Experimental Physics* **2013** (2013) .
- [5] G. Saracino et al., *Imaging of underground cavities with cosmic-ray muons from observations at mt. echia (naples)*, *Scientific Reports* **7** (2017) .
- [6] L.F. Thompson et al., *The application of muon tomography to the imaging of railway tunnels*, *arXiv e-prints* (2019) arXiv:1906.05814.
- [7] H.K.M. Tanaka and L. Olah, *Overview of muographers*, *Philosophical Transactions of the Royal Society A: Mathematical, Physical and Engineering Sciences* **377** (2019) 20180143.
- [8] J. Marteau et al., *Implementation of sub-nanosecond time-to-digital converter in field-programmable gate array: applications to time-of-flight analysis in muon radiography*, *Measurement Science and Technology* **25** (2014) 035101.
- [9] L. Cimmino et al., *The MURAVES telescope front-end electronics and data acquisition*, *Annals of Geophysics* **60** (2017) .
- [10] R. Nishiyama et al., *Experimental study of source of background noise in muon radiography using emulsion film detectors*, *Geoscientific Instrumentation, Methods and Data Systems* **3** (2014) 29.
- [11] H. Gómez et al., *Forward scattering effects on muon imaging*, *Journal of Instrumentation* **12** (2017) P12018.
- [12] N. Lesparre et al., *Design and operation of a field telescope for cosmic ray geophysical tomography*, *Geoscientific Instrumentation, Methods and Data Systems* **1** (2012) 33.
- [13] M. Sofo-Haro et al., *The data acquisition system of the latin american giant observatory (LAGO)*, *Nuclear Instruments and Methods in Physics Research Section A: Accelerators, Spectrometers, Detectors and Associated Equipment* **820** (2016) 34.
- [14] J. Peña-Rodríguez et al., *Design and construction of MuTe: a hybrid muon telescope to study colombian volcanoes*, *Journal of Instrumentation* **15** (2020) P09006.
- [15] A. Vásquez-Ramírez et al., *Simulated response of MuTe, a hybrid muon telescope*, *Journal of Instrumentation (JINST)* (2020) .
- [16] J. Peña-Rodríguez, *Diseño y calibración de un telescopio de muones híbrido para estudios vulcanológicos*, Ph.D. thesis, Universidad Industrial de Santander, 2020.
- [17] K. Jourde et al., *Experimental detection of upward going cosmic particles and consequences for correction of density radiography of volcanoes*, *Geophysical Research Letters* **40** (2013) 6334.
- [18] D. García-Gómez, *Muon Arrival Time distributions and its relationship to the mass composition of Ultra High Energy Cosmic Rays: An application to the Pierre Auger Observatory*, Ph.D. thesis, Universidad de Granada, 2010.
- [19] L. Olah et al., *Investigation of background sources of muography*, in *Proceedings of 35th International Cosmic Ray Conference — PoS(ICRC2017)*, Sissa Medialab, Aug., 2017, <https://doi.org/10.22323/1.301.0347>.