

Apollonius surfaces, circumscribed spheres of tetrahedra, Menelaus' and Ceva's theorems in $\mathbf{S}^2 \times \mathbf{R}$ and $\mathbf{H}^2 \times \mathbf{R}$ geometries *

Jenő Szirmai

Budapest University of Technology and
Economics Institute of Mathematics,
Department of Geometry
Budapest, P. O. Box: 91, H-1521
szirmai@math.bme.hu

December 14, 2020

Abstract

In the present paper we study $\mathbf{S}^2 \times \mathbf{R}$ and $\mathbf{H}^2 \times \mathbf{R}$ geometries, which are homogeneous Thurston 3-geometries. We define and determine the generalized Apollonius surfaces and with them define the “surface of a geodesic triangle”. Using the above Apollonius surfaces we develop a procedure to determine the centre and the radius of the circumscribed geodesic sphere of an arbitrary $\mathbf{S}^2 \times \mathbf{R}$ and $\mathbf{H}^2 \times \mathbf{R}$ tetrahedron. Moreover, we generalize the famous Menelaus' and Ceva's theorems for geodesic triangles in both spaces. In our work we will use the projective model of $\mathbf{S}^2 \times \mathbf{R}$ and $\mathbf{H}^2 \times \mathbf{R}$ geometries described by E. Molnár in [6].

*Mathematics Subject Classification 2010: 53A20, 53A35, 52C35, 53B20.

Key words and phrases: Thurston geometries, $\mathbf{S}^2 \times \mathbf{R}$, $\mathbf{H}^2 \times \mathbf{R}$ geometries, geodesic triangles, circumscribed spheres of tetrahedra in $\mathbf{S}^2 \times \mathbf{R}$, $\mathbf{H}^2 \times \mathbf{R}$ geometries, Menelaus' and Ceva's theorems

1 Introduction

The classical definition of the Apollonius circle in the Euclidean plane \mathbf{E}^2 is the set of all points of \mathbf{E}^2 whose distances from two fixed points are in a constant ratio $\lambda \in \mathbf{R}^+$. This definition can be extended in a natural way to the Thurston geometries

$$\mathbf{E}^3, \mathbf{S}^3, \mathbf{H}^3, \mathbf{S}^2 \times \mathbf{R}, \mathbf{H}^2 \times \mathbf{R}, \text{Nil}, \widetilde{\text{SL}}_2\mathbf{R}, \text{Sol}.$$

Definition 1.1 *The Apollonius surface in the Thurston geometry X is the set of all points of X whose geodesic distances from two fixed points are in a constant ratio $\lambda \in \mathbf{R}^+$.*

Remark 1.2 *A special case of Apollonius surfaces is the geodesic-like bisector (or equidistant) surface ($\lambda = 1$) of two arbitrary points of X . These surfaces have an important role in structure of Dirichlet - Voronoi (briefly, D-V) cells.*

The D-V-cells are relevant in the study of tilings, ball packing and ball covering. E.g. if the point set is the orbit of a point - generated by a discrete isometry group of X - then we obtain a monohedral D-V cell decomposition (tiling) of the considered space and it is interesting to examine its optimal ball packing and covering. In 3-dimensional spaces of constant curvature, the D-V cells have been widely investigated, but in the other Thurston geometries $\mathbf{S}^2 \times \mathbf{R}$, $\mathbf{H}^2 \times \mathbf{R}$, Nil, Sol, $\widetilde{\text{SL}}_2\mathbf{R}$ there are few results on this topic.

In [10], [11], [12] we studied the geodesic-like equidistant surfaces in $\mathbf{S}^2 \times \mathbf{R}$, $\mathbf{H}^2 \times \mathbf{R}$ and Nil geometries, and in [16], [23] the translation-like equidistant surfaces in Sol and Nil geometries.

In the present paper, we are interested in Apollonius surfaces, *geodesic triangles and their surfaces, generalized Menelaus' and Ceva's theorems* in $\mathbf{S}^2 \times \mathbf{R}$ and $\mathbf{H}^2 \times \mathbf{R}$ spaces [14, 22].

In Section 2 we describe the projective model and the isometry group of the considered geometries, moreover, we give an overview about its geodesic curves. In Section 3 we study the generalised Apollonius surfaces and their properties in the considered spaces and using them we define the surfaces of geodesic triangles.

In Section 4 we generalize and prove the theorems of Menelaus and Ceva for geodesic triangles in $\mathbf{S}^2 \times \mathbf{R}$ and $\mathbf{H}^2 \times \mathbf{R}$ spaces.

The computation and the proof is based on the projective model of $\mathbf{S}^2 \times \mathbf{R}$ and $\mathbf{H}^2 \times \mathbf{R}$ geometries described by E. Molnár in [6].

2 Projective model of $\mathbf{H}^2 \times \mathbf{R}$ and $\mathbf{S}^2 \times \mathbf{R}$ spaces

E. Molnár has shown in [6], that the homogeneous 3-spaces have a unified interpretation in the projective 3-sphere $\mathcal{PS}^3(\mathbf{V}^4, \mathbf{V}_4, \mathbf{R})$. In our work we shall use this projective model of $\mathbf{S}^2 \times \mathbf{R}$ and $\mathbf{H}^2 \times \mathbf{R}$ geometries. The Cartesian homogeneous coordinate simplex is given by $E_0(\mathbf{e}_0), E_1^\infty(\mathbf{e}_1), E_2^\infty(\mathbf{e}_2), E_3^\infty(\mathbf{e}_3)$, ($\{\mathbf{e}_i\} \subset \mathbf{V}^4$ and with the unit point $E(\mathbf{e} = \mathbf{e}_0 + \mathbf{e}_1 + \mathbf{e}_2 + \mathbf{e}_3)$). Moreover, $\mathbf{y} = c\mathbf{x}$ with $0 < c \in \mathbf{R}$ (or $c \in \mathbf{R} \setminus \{0\}$) defines a point $(\mathbf{x}) = (\mathbf{y})$ of the projective 3-sphere \mathcal{PS}^3 (or that of the projective space \mathcal{P}^3 where opposite rays (\mathbf{x}) and $(-\mathbf{x})$ are identified). The dual system $\{(\mathbf{e}^i)\} \subset \mathbf{V}_4$ describes the simplex planes, especially the plane at infinity $(\mathbf{e}^0) = E_1^\infty E_2^\infty E_3^\infty$, and generally, $\mathbf{v} = \mathbf{u} \frac{1}{c}$ defines a plane $(\mathbf{u}) = (\mathbf{v})$ of \mathcal{PS}^3 (or that of \mathcal{P}^3). Thus $0 = \mathbf{x}\mathbf{u} = \mathbf{y}\mathbf{v}$ defines the incidence of point $(\mathbf{x}) = (\mathbf{y})$ and plane $(\mathbf{u}) = (\mathbf{v})$, as $(\mathbf{x})\mathbf{I}(\mathbf{u})$ also denotes it. Thus $\mathbf{S}^2 \times \mathbf{R}$ can be visualized in the affine 3-space \mathbf{A}^3 (so in \mathbf{E}^3) as well.

2.1 Geodesic curves and spheres in $\mathbf{S}^2 \times \mathbf{R}$ space

In this section we recall the important notions and results from the papers [6], [10], [15], [17], [18].

The well-known infinitezimal arc-length square at any point of $\mathbf{S}^2 \times \mathbf{R}$ as follows

$$(ds)^2 = \frac{(dx)^2 + (dy)^2 + (dz)^2}{x^2 + y^2 + z^2}. \quad (2.1)$$

We shall apply the usual geographical coordiantes (ϕ, θ) , $(-\pi < \phi \leq \pi, -\frac{\pi}{2} \leq \theta \leq \frac{\pi}{2})$ of the sphere with the fibre coordinate $t \in \mathbf{R}$. We describe points in the above coordinate system in our model by the following equations:

$$x^0 = 1, \quad x^1 = e^t \cos \phi \cos \theta, \quad x^2 = e^t \sin \phi \cos \theta, \quad x^3 = e^t \sin \theta. \quad (2.2)$$

Then we have $x = \frac{x^1}{x^0} = x^1, y = \frac{x^2}{x^0} = x^2, z = \frac{x^3}{x^0} = x^3$, i.e. the usual Cartesian coordinates. We obtain by [6] that in this parametrization the infinitezimal arc-length square at any point of $\mathbf{S}^2 \times \mathbf{R}$ is the following

$$(ds)^2 = (dt)^2 + (d\phi)^2 \cos^2 \theta + (d\theta)^2. \quad (2.3)$$

The geodesic curves of $\mathbf{S}^2 \times \mathbf{R}$ are generally defined as having locally minimal arc length between their any two (near enough) points. The equation systems of the parametrized geodesic curves $\gamma(t(\tau), \phi(\tau), \theta(\tau))$ in our model can be determined by the general theory of Riemann geometry (see [3], [18]).

Then by (2.1-2) we get the equation systems of a geodesic curve in our Euclidean model (see [17]):

$$\begin{aligned} x(\tau) &= e^{\tau \sin v} \cos(\tau \cos v), \\ y(\tau) &= e^{\tau \sin v} \sin(\tau \cos v) \cos u, \\ z(\tau) &= e^{\tau \sin v} \sin(\tau \cos v) \sin u, \\ -\pi < u &\leq \pi, \quad -\frac{\pi}{2} \leq v \leq \frac{\pi}{2}. \end{aligned} \tag{2.4}$$

Definition 2.1 *The distance $d^{\mathbf{S}^2 \times \mathbf{R}}(P_1, P_2)$ between the points P_1 and P_2 is defined by the arc length of the geodesic curve from P_1 to P_2 .*

Definition 2.2 *The geodesic sphere of radius ρ (denoted by $S_{P_1}(\rho)$) with center at the point P_1 is defined as the set of all points P_2 in the space with the condition $d^{\mathbf{S}^2 \times \mathbf{R}}(P_1, P_2) = \rho$. Moreover, we require that the geodesic sphere is a simply connected surface without selfintersection in $\mathbf{S}^2 \times \mathbf{R}$.*

Definition 2.3 *The body of the geodesic sphere of centre P_1 and of radius ρ in the $\mathbf{S}^2 \times \mathbf{R}$ space is called geodesic ball, denoted by $B_{P_1}(\rho)$, i.e., $Q \in B_{P_1}(\rho)$ iff $0 \leq d(P_1, Q) \leq \rho$.*

Proposition 2.4 *The geodesic sphere and ball of radius ρ exists in the $\mathbf{S}^2 \times \mathbf{R}$ space if and only if $\rho \in [0, \pi]$.*

2.2 Geodesic curves and spheres of $\mathbf{H}^2 \times \mathbf{R}$ geometry

In this section we recall the important notions and results from the papers [6], [12], [19].

The points of $\mathbf{H}^2 \times \mathbf{R}$ space, forming an open cone solid in the projective space \mathcal{P}^3 , are the following:

$$\mathbf{H}^2 \times \mathbf{R} := \{X(\mathbf{x} = x^i \mathbf{e}_i) \in \mathcal{P}^3 : -(x^1)^2 + (x^2)^2 + (x^3)^2 < 0 < x^0, x^1\}.$$

In this context E. Molnár [6] has derived the infinitezimal arc-length square at any point of $\mathbf{H}^2 \times \mathbf{R}$ as follows

$$\begin{aligned} (ds)^2 &= \frac{1}{(-x^2 + y^2 + z^2)^2} \cdot [(x)^2 + (y)^2 + (z)^2](dx)^2 + \\ &+ 2dxdy(-2xy) + 2dxdz(-2xz) + [(x)^2 + (y)^2 - (z)^2](dy)^2 + \\ &+ 2dydz(2yz) + [(x)^2 - (y)^2 + (z)^2](dz)^2. \end{aligned} \tag{2.5}$$

This becomes simpler in the following special (cylindrical) coordinates (t, r, α) , $(r \geq 0, -\pi < \alpha \leq \pi)$ with the fibre coordinate $t \in \mathbf{R}$. We describe points in our model by the following equations:

$$x^0 = 1, \quad x^1 = e^t \cosh r, \quad x^2 = e^t \sinh r \cos \alpha, \quad x^3 = e^t \sinh r \sin \alpha. \quad (2.6)$$

Then we have $x = \frac{x^1}{x^0} = x^1, y = \frac{x^2}{x^0} = x^2, z = \frac{x^3}{x^0} = x^3$, i.e. the usual Cartesian coordinates. We obtain by [6] that in this parametrization the infinitezimal arc-length square by (2.5) at any point of $\mathbf{H}^2 \times \mathbf{R}$ is the following

$$(ds)^2 = (dt)^2 + (dr)^2 + \sinh^2 r (d\alpha)^2. \quad (2.7)$$

The geodesic curves of $\mathbf{H}^2 \times \mathbf{R}$ are generally defined as having locally minimal arc length between their any two (near enough) points. The equation systems of the parametrized geodesic curves $\gamma(t(\tau), r(\tau), \alpha(\tau))$ in our model can be determined by the general theory of Riemann geometry (see [19]):

Then by (2.6-7) we get the equation systems of a geodesic curve in our model [19]:

$$\begin{aligned} x(\tau) &= e^{\tau \sin v} \cosh(\tau \cos v), \\ y(\tau) &= e^{\tau \sin v} \sinh(\tau \cos v) \cos u, \\ z(\tau) &= e^{\tau \sin v} \sinh(\tau \cos v) \sin u, \\ -\pi < u &\leq \pi, \quad -\frac{\pi}{2} \leq v \leq \frac{\pi}{2}. \end{aligned} \quad (2.8)$$

Definition 2.5 *The distance $d^{\mathbf{H}^2 \times \mathbf{R}}(P_1, P_2)$ between the points P_1 and P_2 is defined by the arc length of the geodesic curve from P_1 to P_2 .*

Definition 2.6 *The geodesic sphere of radius ρ (denoted by $S_{P_1}^{\mathbf{H}^2 \times \mathbf{R}}(\rho)$) with centre at the point P_1 is defined as the set of all points P_2 in the space with the condition $d^{\mathbf{H}^2 \times \mathbf{R}}(P_1, P_2) = \rho$. Moreover, we require that the geodesic sphere is a simply connected surface without selfintersection in $\mathbf{H}^2 \times \mathbf{R}$ space.*

Remark 2.7 *In this paper we consider only the usual spheres with "proper centre", i.e. $P_1 \in \mathbf{H}^2 \times \mathbf{R}$. If the centre of a "sphere" lie on the absolute quadric or lie out of our model the notion of the "sphere" (similarly to the hyperbolic space), can be defined, but that cases we shall study in a forthcoming work.*

Definition 2.8 *The body of the geodesic sphere of centre P_1 and of radius ρ in $\mathbf{H}^2 \times \mathbf{R}$ space is called geodesic ball, denoted by $B_{P_1}(\rho)$, i.e. $Q \in B_{P_1}(\rho)$ iff $0 \leq d(P_1, Q) \leq \rho$.*

Proposition 2.9 $S(\rho)$ is a simply connected surface in \mathbf{E}^3 for $\rho > 0$.

Remark 2.10 $\mathbf{S}^2 \times \mathbf{R}$ and $\mathbf{H}^2 \times \mathbf{R}$ are affine metric spaces (affine-projective spaces – in the sense of the unified formulation of [6]). Therefore their linear, affine, unimodular, etc. transformations are defined as those of the embedding affine space.

3 Apollonius surfaces in $\mathbf{S}^2 \times \mathbf{R}$ and $\mathbf{H}^2 \times \mathbf{R}$ geometries

The generalization of the classical definition of the Apollonius circle of the Euclidean plane \mathbf{E}^2 to Thurston geometries is the following

Definition 3.1 The Apollonius surface $\mathcal{AS}_{P_1 P_2}^X(\lambda)$ in the Thurston geometry X is the set of all points of X whose geodesic distances from two fixed points are in a constant ratio $\lambda \in \mathbf{R}_0^+$ where $X \in \mathbf{E}^3, \mathbf{S}^3, \mathbf{H}^3, \mathbf{S}^2 \times \mathbf{R}, \mathbf{H}^2 \times \mathbf{R}, \widetilde{\text{Nil}}, \widetilde{\text{SL}_2 \mathbf{R}}, \text{Sol}$. i.e. $\mathcal{AS}_{P_1 P_2}^X(\lambda)$ of two arbitrary points $P_1, P_2 \in X$ consists of all points $P' \in X$, for which $d^X(P_1, P') = \lambda \cdot d^X(P', P_2)$ ($\lambda \in [0, \infty)$ where d^X is the corresponding distance function of X . If $\lambda = 0$, then $\mathcal{AS}_{P_1 P_2}^X(0) := P_1$ and it is clear, that in case $\lambda \rightarrow \infty$ then $d(P', P_2) \rightarrow 0$ therefore we say $\mathcal{AS}_{P_1 P_2}^X(\infty) := P_2$.

Now, we consider only the $\mathbf{S}^2 \times \mathbf{R}$ and $\mathbf{H}^2 \times \mathbf{R}$ geometries and can be assumed by the homogeneity of the above geometries that the starting point of a given geodesic curve segment in both geometries is $P_1 = (1, 1, 0, 0)$. The other endpoint will be given by its homogeneous coordinates $P_2 = (1, x, y, z)$. In order to obtain the Apollonius surfaces of two given points P_1, P_2 to a given constant ratio $\lambda \in \mathbf{R}^+$ we consider a geodesic curve segment $g_{P_1 P_2}^X$ ($X \in \{\mathbf{S}^2 \times \mathbf{R}, \mathbf{H}^2 \times \mathbf{R}\}$) and determine its parameters (u, v, τ) expressed by the real coordinates x, y, z of P_2 .

We obtain directly by equation system (2.4) and (2.8) the following lemmas (see PSSz11-2, PSSz10, [19, 21]):

Lemma 3.1 Let $(1, x, y, z)$ ($x, y, z \in \mathbf{R}, x^2 + y^2 + z^2 \neq 0$) be the homogeneous coordinates of the point $P \in \mathbf{S}^2 \times \mathbf{R}$. The parameters of the corresponding geodesic curve $g^{\mathbf{S}^2 \times \mathbf{R}}(A_1, P)$ are the following:

1. $y, z \in \mathbf{R} \setminus \{0\}$ and $x^2 + y^2 + z^2 \neq 1$;

$$v = \arctan\left(\frac{\log \sqrt{x^2 + y^2 + z^2}}{\arccos \frac{x}{\sqrt{x^2 + y^2 + z^2}}}\right), \quad u = \arctan\left(\frac{z}{y}\right),$$

$$\tau = \frac{\log \sqrt{x^2 + y^2 + z^2}}{\sin v}, \quad \text{where } -\pi < u \leq \pi, \quad -\pi/2 \leq v \leq \pi/2, \quad \tau \in \mathbf{R}^+.$$
(3.1)

2. $y = 0, z \neq 0$ and $x^2 + z^2 \neq 1$;

$$u = \frac{\pi}{2}, \quad v = \arctan\left(\frac{\log \sqrt{x^2 + z^2}}{\arccos \frac{x}{\sqrt{x^2 + z^2}}}\right),$$

$$\tau = \frac{\log \sqrt{x^2 + z^2}}{\sin v}, \quad \text{where } -\pi/2 \leq v \leq \pi/2, \quad \tau \in \mathbf{R}^+.$$
(3.2)

3. $y = 0, z \neq 0$ and $x^2 + z^2 = 1$;

$$u = \frac{\pi}{2}, \quad v = 0, \quad \tau = \arccos(x), \quad \tau \in \mathbf{R}^+.$$
(3.3)

4. $y, z = 0$;

$$u = 0, \quad v = \frac{\pi}{2}, \quad \tau = \log \sqrt{x^2 + y^2 + z^2}, \quad \tau \in \mathbf{R}^+.$$
(3.4)

5. $x = 0, y = 0$ and $z \neq 1$;

$$u = \frac{\pi}{2}, \quad v = \arctan \frac{2 \log |z|}{\pi}, \quad \tau = \frac{\log |z|}{\sin v},$$

$$-\pi/2 \leq v \leq \pi/2, \quad \tau \in \mathbf{R}^+.$$
(3.5)

□

Lemma 3.2 *Let $(1, x, y, z)$ ($x, y, z \in \mathbf{R}, x^2 - y^2 - z^2 \geq 0, x \geq 0$) be the homogeneous coordinates of the point $P \in \mathbf{H}^2 \times \mathbf{R}$. The parameters of the corresponding geodesic curve $g^{\mathbf{H}^2 \times \mathbf{R}}(A_1, P)$ are the following:*

1. $y, z \in \mathbf{R} \setminus \{0\}$ and $x^2 - y^2 - z^2 \neq 1$;

$$v = \arctan\left(\frac{\log \sqrt{x^2 - y^2 - z^2}}{\operatorname{arccosh} \frac{x}{\sqrt{x^2 - y^2 - z^2}}}\right), \quad u = \arctan\left(\frac{z}{y}\right),$$

$$\tau = \frac{\log \sqrt{x^2 - y^2 - z^2}}{\sin v}, \quad \text{where } -\pi < u \leq \pi, \quad -\pi/2 \leq v \leq \pi/2, \quad \tau \in \mathbf{R}^+.$$
(3.6)

2. $y = 0, z \neq 0$ and $x^2 - z^2 \neq 1$;

$$u = \frac{\pi}{2}, \quad v = \arctan\left(\frac{\log \sqrt{x^2 - z^2}}{\operatorname{arccosh} \frac{x}{\sqrt{x^2 - z^2}}}\right),$$

$$\tau = \frac{\log \sqrt{x^2 - z^2}}{\sin v}, \quad \text{where } -\pi/2 \leq v \leq \pi/2, \quad \tau \in \mathbf{R}^+.$$
(3.7)

3. $y = 0, z \neq 0$ and $x^2 - z^2 = 1$;

$$u = \frac{\pi}{2}, \quad v = 0, \quad \tau = \operatorname{arccosh}(x), \quad \tau \in \mathbf{R}^+.$$
(3.8)

4. $y, z = 0$;

$$u = 0, \quad v = \frac{\pi}{2}, \quad \tau = \log(x), \quad \tau \in \mathbf{R}^+.$$
(3.9)

□

It is clear that $Y \in \mathcal{AS}_{P_1 P_2}^X(\lambda)$ iff $d^X(P_1, Y) = \lambda \cdot d^X(Y, P_2)$ and $d(Y, P_2) = d(Y^{\mathcal{F}}, P_2^{\mathcal{F}})$, where \mathcal{F} is a composition of isometries of geometry X which maps Y onto $A_0(1, 1, 0, 0)$ ($X \in \{\mathbf{S}^2 \times \mathbf{R}, \mathbf{H}^2 \times \mathbf{R}\}$). Therefore, apply the Lemmas 3.1-2 the length of a given geodesic segment (i.e. the distance between the two points) and thus it is comparable to $d^X(P_1, Y)$.

This method clearly leads to the following implicit equation of the Apollonius surfaces $\mathcal{AS}_{P_1 P_2}^X(\lambda)$ of two proper points $P_1(1, a, b, c)$ and $P_2(1, d, e, f)$ with given ratio $\lambda \in \mathbf{R}_0^+$, in X geometry:

Theorem 3.2 *The implicit equation of the Apollonius surfaces $\mathcal{AS}_{P_1 P_2}^X(\lambda)$ of two proper points $P_1(1, a, b, c)$ and $P_2(1, d, e, f)$ with given ratio $\lambda \in \mathbf{R}_0^+$, in X ge-*

ometry:

$$\begin{aligned} \mathcal{AS}_{P_1 P_2}^X(\lambda)(x, y, z) &\Rightarrow \\ 4\omega_X^2 \left(\frac{ax \pm by \pm cz}{\sqrt{a^2 \pm b^2 \pm c^2} \sqrt{x^2 \pm y^2 \pm z^2}} \right) + \log^2 \left(\frac{a^2 \pm b^2 \pm c^2}{x^2 \pm y^2 \pm z^2} \right) &= \\ = \lambda^2 \left[4\omega_X^2 \left(\frac{dx \pm ey \pm fz}{\sqrt{d^2 \pm e^2 \pm f^2} \sqrt{x^2 \pm y^2 \pm z^2}} \right) + \log^2 \left(\frac{d^2 \pm e^2 \pm f^2}{x^2 \pm y^2 \pm z^2} \right) \right], \end{aligned}$$

where if $X = \mathbf{S}^2 \times \mathbf{R}$ then all \pm signs are $+$, $\omega_X(x) = \arccos(x)$ and if $X = \mathbf{H}^2 \times \mathbf{R}$ then the all \pm signs are $-$, $\omega_X(x) = \operatorname{arccosh}(x)$. \square

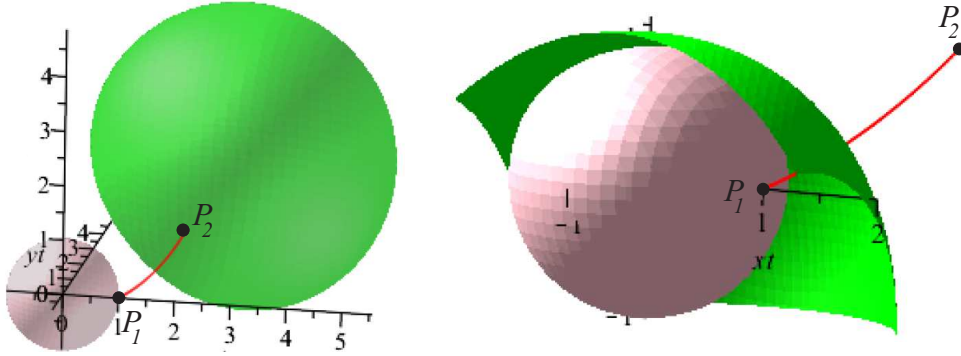


Figure 1: The Apollonius surface $\mathcal{AS}_{P_1 P_2}^{\mathbf{S}^2 \times \mathbf{R}}(\lambda)$ where $P_1 = (1, 1, 0, 0)$, $P_2 = (1, 2, 1, 1)$, $\lambda = 2$ (left) and $\lambda = 1$ (right, equidistance surface)

We will use the statements of the following lemma

Lemma 3.3 (J. Sz, [21]) *Let P be an arbitrary point and $g^X(P_1, P)$ ($X \in \{\mathbf{S}^2 \times \mathbf{R}, \mathbf{H}^2 \times \mathbf{R}\}$, $P_1 = (1, 1, 0, 0)$) is a geodesic curve in the considered model of X geometry. The points of the geodesic curve $g^X(P_1, P)$ and the centre of the model $E_0 = (1, 0, 0, 0)$ lie in a plane in Euclidean sense. \square*

3.1 The surfaces of geodesic triangles

We consider 3 points A_0, A_1, A_2 in the projective model of X space (see Section 2) ($X \in \{\mathbf{S}^2 \times \mathbf{R}, \mathbf{H}^2 \times \mathbf{R}\}$). The *geodesic segments* a_k connecting the points A_i and A_j ($i < j$, $i, j, k \in \{0, 1, 2\}$, $k \neq i, j$) are called sides of the *geodesic triangle* with vertices A_0, A_1, A_2 .

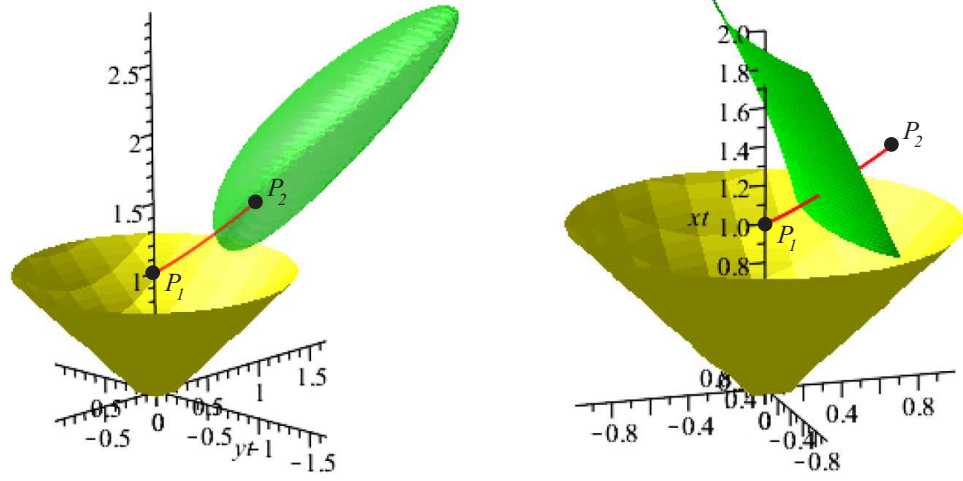


Figure 2: The Apollonius surface $\mathcal{AS}_{P_1 P_2}^{\mathbf{H}^2 \times \mathbf{R}}(\lambda)$ where $P_1 = (1, 1, 0, 0)$, $P_2 = (1, 3/2, 1/1, -1/2)$, $\lambda = 2$ (left) and $\lambda = 1$ (right, equidistance surface)

However, defining the surface of a geodetic triangle in X space is not straightforward. The usual geodesic triangle surface definition in these geometries is not possible because the geodesic curves starting from different vertices and ending at points of the corresponding opposite edges define different surfaces, i.e. *geodesics starting from different vertices and ending at points on the corresponding opposite side usually do not intersect* (Fig. 3 illustrates it in $\mathbf{S}^2 \times \mathbf{R}$ space). Therefore, we introduce a new definition of the surface $\mathcal{S}_{A_0 A_1 A_2}$ of the geodesic triangle by the following steps:

Definition 3.3 1. We consider the geodesic triangle $A_0 A_1 A_2$ in the projective model of X space ($X \in \{\mathbf{S}^2 \times \mathbf{R}, \mathbf{H}^2 \times \mathbf{R}\}$) and consider the Apollonius surfaces $\mathcal{AS}_{A_0 A_1}^X(\lambda_1)$ and $\mathcal{AS}_{A_2 A_0}^X(\lambda_2)$ ($\lambda_1, \lambda_2 \in [0, \infty)$, $\lambda_1^2 + \lambda_2^2 > 0$). It is clear, that if $Y \in \mathcal{C}(\lambda_1, \lambda_2) := \mathcal{AS}_{A_0 A_1}^X(\lambda_1) \cap \mathcal{AS}_{A_2 A_0}^X(\lambda_2)$ then $\frac{d^X(A_0, Y)}{d^X(Y, A_1)} = \lambda_1$ and $\frac{d^X(A_2, Y)}{d^X(Y, A_0)} = \lambda_2 \Rightarrow \frac{d^X(A_2, Y)}{d^X(Y, A_1)} = \lambda_1 \cdot \lambda_2$ for parameters $\lambda_1, \lambda_2 \in (0, \infty)$ and if $\lambda_1 = 0$ then $\mathcal{C}(\lambda_1, \lambda_2) = A_0$, if $\lambda_2 = 0$ then $\mathcal{C}(\lambda_1, \lambda_2) = A_2$

2.

$$P^X(\lambda_1, \lambda_2) := \{P \in X \mid P \in \mathcal{C}(\lambda_1, \lambda_2) \text{ and } d^X(P, A_0) = \min_{Q \in \mathcal{C}(\lambda_1, \lambda_2)} (d^X(Q, A_0))\}$$

with given real parameters $\lambda_1, \lambda_2 \in [0, \infty)$, $\lambda_1^2 + \lambda_2^2 > 0$

$$(3.10)$$

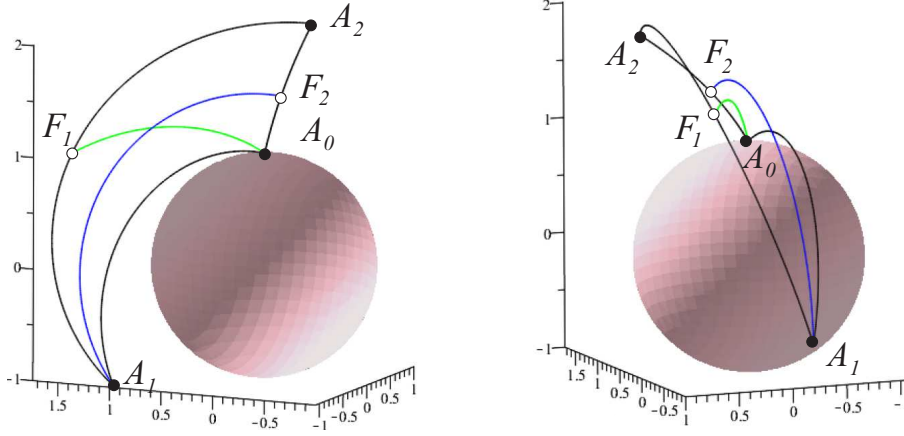


Figure 3: $A_0A_1A_2$ is a geodesic triangle in $\mathbb{S}^2 \times \mathbb{R}$ space with vertices $A_0 = (1, 1, 0, 0)$, $A_1 = (1, -1, -1, 1)$, $A_2 = (1, 2, 1, 0)$ and F_1 is the midpoint of the geodesic segment A_1A_2 , F_2 is the midpoint of geodesic segment A_0A_2 . The right figure shows that the geodesic segments A_1F_2 and A_0F_1 do not intersect each other.

3. The surface $\mathcal{S}_{A_0A_1A_2}^X$ of the geodesic triangle $A_0A_1A_2$ is

$$\mathcal{S}_{A_0A_1A_2}^X := \{P^X(\lambda_1, \lambda_2) \in X, \text{ where } \lambda_1, \lambda_2 \in [0, \infty), \lambda_1^2 + \lambda_2^2 > 0\}. \quad (3.11)$$

We introduce the following notations:

1. If the surface of the geodesic triangle is a plane in Euclidean sense which contains the centre of the model $E_0 = (1, 0, 0, 0)$, then it is called fibre type triangle.
2. In other cases the triangle is in general type.

Definition 3.4 Let $\mathcal{S}_{A_0A_1A_2}^X$ be the surface of the geodesic triangle $A_0A_1A_2$ and $P_1, P_2 \in \mathcal{S}_{A_0A_1A_2}^X$ two given point.

1. If the geodesic triangle is in fibre type, then the connecting curve $\mathcal{G}_{P_1P_2}^{\mathcal{S}_{A_0A_1A_2}^X} \subset \mathcal{S}_{A_0A_1A_2}^X$ is a geodesic curve in X space.
2. In other cases the connecting curve $\mathcal{G}_{P_1P_2}^{\mathcal{S}_{A_0A_1A_2}^X}$ is the image of the geodesic curve $g_{P_1P_2}^X$ into the surface $\mathcal{S}_{A_0A_1A_2}^X$ by a central projection with centre $E_0 = (1, 0, 0, 0)$.

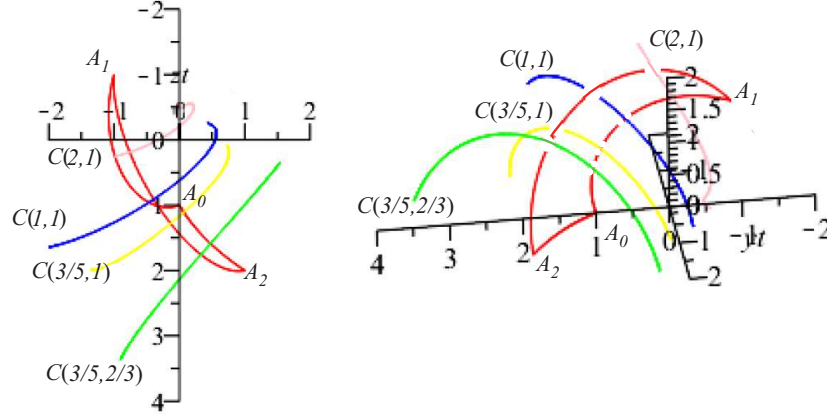


Figure 4: Intersection curves $\mathcal{C}(\lambda_1, \lambda_2) := \mathcal{AS}_{A_0A_1}^{\mathbb{S}^2 \times \mathbb{R}}(\lambda_1) \cap \mathcal{AS}_{A_2A_0}^{\mathbb{S}^2 \times \mathbb{R}}(\lambda_2)$ related to geodesic triangle $A_0A_1A_2$ in $\mathbb{S}^2 \times \mathbb{R}$ geometry.

3.2 Geodesic tetrahedra and their circumscribed spheres

We consider 4 points A_0, A_1, A_2, A_3 in the projective model of X space (see Section 2, $X \in \{\mathbb{S}^2 \times \mathbb{R}, \mathbb{H}^2 \times \mathbb{R}\}$). These points are the vertices of a *geodesic tetrahedron* in the X space if any two *geodesic segments* connecting the points A_i and A_j ($i < j$, $i, j \in \{0, 1, 2, 3\}$) do not have common inner points and any three vertices do not lie in a same geodesic curve. Now, the geodesic segments A_iA_j are called edges of the geodesic tetrahedron $A_0A_1A_2A_3$. The circumscribed sphere of a geodesic tetrahedron is a geodesic sphere (see Definitions 2.2, 2.6, and Fig. 6,7,8,9) that touches each of the tetrahedron's vertices. As in the Euclidean case the radius of a geodesic sphere circumscribed around a tetrahedron T is called the circumradius of T , and the center point of this sphere is called the circumcenter of T .

3.2.1 Circumscribed spheres in $\mathbb{S}^2 \times \mathbb{R}$ space

The next Lemma follows directly from the properties of the geodesic distance function of $\mathbb{S}^2 \times \mathbb{R}$ space (see Definition 2.1 and (2.14)):

Lemma 3.4 *For any $\mathbb{S}^2 \times \mathbb{R}$ geodesic tetrahedron there exists uniquely a geodesic surface on which all four vertices lie. If its radius less or equal to π then the above surface is a geodesic sphere (called circumscribed sphere, see Definition 2.2). \square*

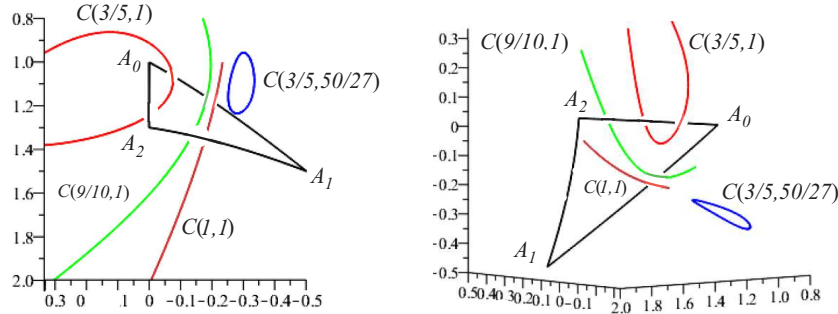


Figure 5: Intersection curves $\mathcal{C}(\lambda_1, \lambda_2) = \mathcal{AS}_{A_0A_1}^{\mathbf{H}^2 \times \mathbf{R}}(\lambda_1) \cap \mathcal{AS}_{A_2A_0}^{\mathbf{H}^2 \times \mathbf{R}}(\lambda_2)$ related to geodesic triangle $A_0A_1A_2$ in $\mathbf{H}^2 \times \mathbf{R}$ geometry.

The procedure to determine the radius and the circumcenter of a given geodesic $\mathbf{S}^2 \times \mathbf{R}$ tetrahedron is the following:

The circumcenter $C = (1, x, y, z)$ of a given translation tetrahedron $A_0A_1A_2A_3$ ($A_i = (1, x^i, y^i, z^i)$, $i \in \{0, 1, 2, 3\}$) has to hold the following system of equation:

$$d^{\mathbf{S}^2 \times \mathbf{R}}(A_0, C) = d^{\mathbf{S}^2 \times \mathbf{R}}(A_1, C) = d^{\mathbf{S}^2 \times \mathbf{R}}(A_2, C) = d^{\mathbf{S}^2 \times \mathbf{R}}(A_3, C), \quad (3.12)$$

therefore it lies on the geodesic-like bisector surfaces $\mathcal{AS}_{A_i, A_j}^{\mathbf{S}^2 \times \mathbf{R}}$ ($i < j$, $i, j \in \{0, 1, 2, 3\}$) which equations are determined in Lemma 3.3. The coordinates x, y, z of the circumcenter of the circumscribed sphere around the tetrahedron $A_0A_1A_2A_3$ are obtained by the system of equation derived from the facts:

$$C \in \mathcal{AS}_{A_0A_1}^{\mathbf{S}^2 \times \mathbf{R}}(1), \mathcal{AS}_{A_0A_2}^{\mathbf{S}^2 \times \mathbf{R}}(1), \mathcal{AS}_{A_0A_3}^{\mathbf{S}^2 \times \mathbf{R}}(1). \quad (3.13)$$

Finally, we get the circumradius r as the geodesic distance e.g. $r = d^{\mathbf{S}^2 \times \mathbf{R}}(A_1, C)$.

We applied the above procedure to two tetrahedra determined their centres and the radii of their circumscribed balls that are described in Fig. 6 and 7. \square

3.2.2 Circumscribed spheres in $\mathbf{H}^2 \times \mathbf{R}$ space

In the $\mathbf{H}^2 \times \mathbf{R}$ geometry the procedure to determine the radius and the circumcenter of a given geodesic $\mathbf{H}^2 \times \mathbf{R}$ tetrahedron is similar to the $\mathbf{S}^2 \times \mathbf{R}$ case but not the same. The circumcenter C and its circumradius r of the circumscribed sphere around the tetrahedron $A_0A_1A_2A_3$ is obtained by the system of equation derived from the bisector surfaces of the edges of the given tetrahedron:

$$C \in \mathcal{AS}_{A_0A_1}^{\mathbf{H}^2 \times \mathbf{R}}(1), \mathcal{AS}_{A_0A_2}^{\mathbf{H}^2 \times \mathbf{R}}(1), \mathcal{AS}_{A_0A_3}^{\mathbf{H}^2 \times \mathbf{R}}(1), \quad (3.14)$$

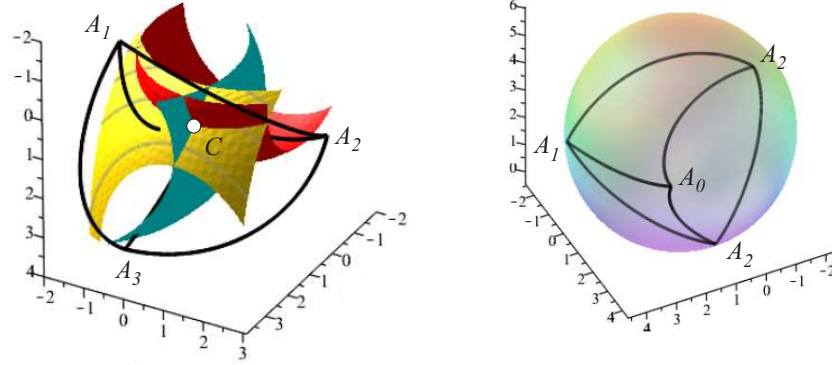


Figure 6: Geodesic $\mathbf{S}^2 \times \mathbf{R}$ tetrahedron with vertices $A_0 = (1, 1, 0, 0)$, $A_1 = (1, -2, -1/2, 3)$, $A_2 = (1, 1, 3, 0)$, $A_3 = (1, 4, -1, 2)$ and its circumscribed sphere of radius $r \approx 1.30678$ with circumcenter $C = (1, \approx 0.64697, \approx 0.51402, \approx 0.15171)$.

but the above surfaces do not always intersect at a proper point of $\mathbf{H}^2 \times \mathbf{R}$ space. It can be an outer point (relating to the model) or a point at the infinity (a point on the boundary of the model), similarly to the hyperbolic spaces.

Remark 3.5 *If the common point of the above bisectors lies at the infinity then the vertices of tetrahedron lie on a horosphere-like surface and if the common point is an outer point then the vertices of the tetrahedron are on a hypersphere-like surface. These surfaces will be examined in detail in a forthcoming paper.*

The next Lemma follows directly from the properties of the geodesic distance function of $\mathbf{H}^2 \times \mathbf{R}$ space (see Definition 2.6 and (2.10)):

Lemma 3.5 *For any $\mathbf{H}^2 \times \mathbf{R}$ geodesic tetrahedron there exists uniquely a geodesic surface on which all four vertices lie. If its centre is a proper point of $\mathbf{H}^2 \times \mathbf{R}$ space then the above surface is a geodesic sphere (called circumscribed sphere, see Definition 2.6). \square*

We applied the above procedure to two tetrahedra determined their centres and the radii of their circumscribed balls that are described in Fig. 8 and 9. \square

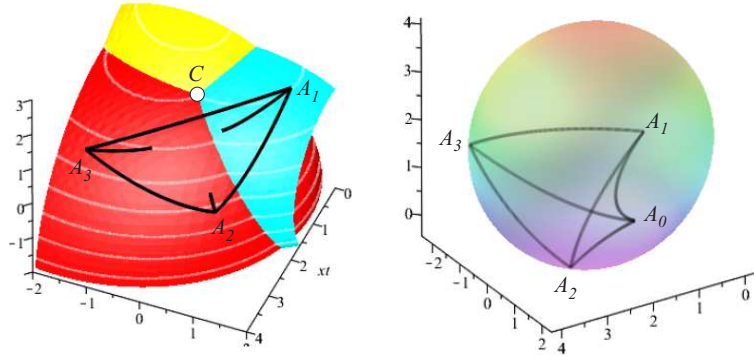


Figure 7: Geodesic $\mathbf{S}^2 \times \mathbf{R}$ tetrahedron with vertices $A_0 = (1, 1, 0, 0)$, $A_1 = (1, 2, 2, 3)$, $A_2 = (1, 3, 1, 0)$, $A_3 = (1, 4, -1, 2)$ and its circumscribed sphere of radius $r \approx 0.97720$ with circumcenter $C = (1, \approx 1.34000, \approx -0.01705, \approx 1.27323)$.

4 Menelaus' and Ceva's theorems in $\mathbf{S}^2 \times \mathbf{R}$ and $\mathbf{H}^2 \times \mathbf{R}$ spaces

First we recall the definition of simply ratios in spherical \mathbf{S}^2 and the hyperbolic \mathbf{H}^2 planes. The models of the above plane geometries of constant curvature are embedded in the models of the previously described geometries $\mathbf{S}^2 \times \mathbf{R}$ and $\mathbf{H}^2 \times \mathbf{R}$ as “base planes” and are used hereinafter for our discussions.

A spherical triangle is the space included by arcs of great circles on the surface of a sphere, subject to the limitation that these arcs and the further circle arcs in the following items in the spherical plane are always less or equal than a semicircle.

Definition 4.1 *If A , B and P are distinct points on a line in the $Y \in \{\mathbf{H}^2, \mathbf{S}^2\}$ space, then their simply ratio is $s^Y(A, P, B) = w^Y(d^Y(A, P))/w^Y(d^Y(P, B))$, if P is between A and B , and $s^Y(A, P, B) = -w^Y(d^Y(A, P))/w^Y(d^Y(P, B))$, otherwise where $w^Y(x) := \sin(x)$ if $Y = \mathbf{S}^2$ and $w^Y(x) := \sinh(x)$ if $Y = \mathbf{H}^2$.*

Remark 4.2 *Basic properties of simply ratio:*

1. $s^Y(A, P, B) = -s^Y(B, P, A)$,
2. if P is between A and B , then $s^Y(A, P, B) \in (0, 1)$,
3. if P is on AB , beyond B , then $s^Y(A, P, B) \in (-\infty, -1)$,

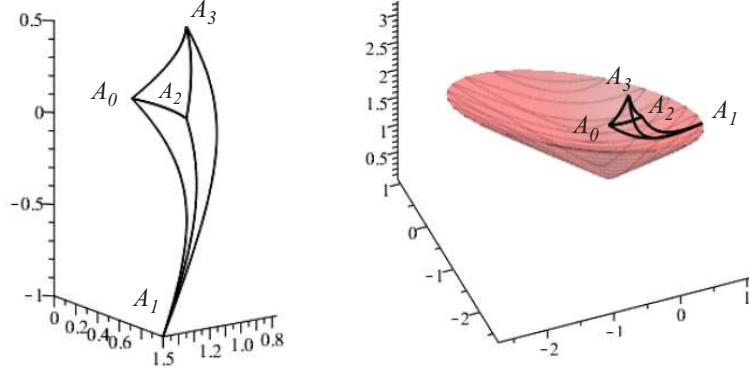


Figure 8: Geodesic $\mathbf{H}^2 \times \mathbf{R}$ tetrahedron with vertices $A_0 = (1, 1, 0, 0)$, $A_1 = (1, 3/2, 1, -1)$, $A_2 = (1, 1, 1/2, 0)$, $A_3 = (1, 1, 1/2, 1/2)$ and its circumscribed sphere of radius $r \approx 2.89269$ with circumcenter $C = (1, \approx 0.07017, \approx -0.02714, \approx -0.02640)$.

4. if P is on AB , beyond A , then $s^Y(A, P, B) \in (-1, 0)$.

Note that the value of $s^Y(A, P, B)$ determines the position of Y relative to A and B .

With this definition, the corresponding sine rule of geometry Y leads to Menelaus's and Ceva's theorems [4, 13]:

Theorem 4.3 (Menelaus's Theorem for triangles in Y plane) *If is a l line not through any vertex of an triangle ABC such that l meets BC in Q , AC in R , and AB in P , then*

$$s^Y(A, P, B)s^Y(B, Q, C)s^Y(C, R, A) = -1.$$

□

Theorem 4.4 (Ceva's Theorem for triangles in Y plane) *If T is a point not on any side of a triangle ABC such that AT and BC meet in Q , BX and AC in R , and CX and AB in P , then*

$$s^Y(A, P, B)s^Y(B, Q, C)s^Y(C, R, A) = 1.$$

□

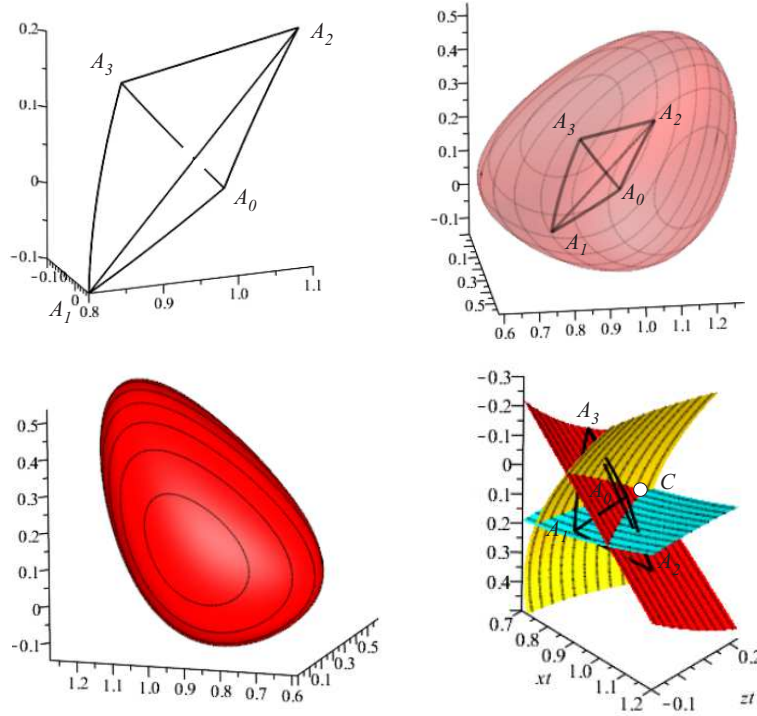


Figure 9: Geodesic $\mathbf{H}^2 \times \mathbf{R}$ tetrahedron with vertices $A_0 = (1, 1, 0, 0)$, $A_1 = (1, 9/10, 3/25, -1/10)$, $A_2 = (1, 11/10, 1/5, 0)$, $A_3 = (1, 4/5, -1/10, 1/20)$ and its circumscribed sphere of radius $r \approx 0.37162$ with circumcenter $C = (1, \approx 0.85902, \approx 0.16307, \approx 0.20314)$.

4.1 Generalizations of Menelaus' and Ceva's theorems

4.1.1 Geodesic triangle in general position

First we consider a *general location geodesic triangle* $A_0A_1A_2$ in the projective model of X space (see Section 3.1) ($X \in \{\mathbf{S}^2 \times \mathbf{R}, \mathbf{H}^2 \times \mathbf{R}\}$). Without limiting generality, we can assume that $A_0 = (1, 1, 0, 0)$ and A_2 lies in the coordinate plane $[x, y]$. The geodesic lines that contain the sides A_0A_1 and A_0A_2 of the given triangle can be characterized directly by the corresponding parameters v and u (see (2.4) and (2.8)).

The geodesic curve including the side segment A_1A_2 is also determined by one of its endpoints and its parameters but in order to determine the corresponding parameters of this geodesic line we use *orientation preserving isometric transform*

mations $\mathbf{T}^X(A_2)$, as elements of the isometry group of X geometry, that maps the $A_2 = (1, x_2, y_2, 0)$ onto $A_0 = (1, 1, 0, 0)$ (up to a positive determinant factor).

Remark 4.5 *I note here, that this orientation preserving isometry is not unique, but in all cases the v parameters of the “image geodesics” are equal (of course the u parameters may be different) and in the further derivation, only the values of the parameter v will be needed.*

We extend the definition of the simply ratio to the $X \in \{\mathbf{S}^2 \times \mathbf{R}, \mathbf{H}^2 \times \mathbf{R}\}$ spaces. If $X = \mathbf{S}^2 \times \mathbf{R}$ then is clear that the space contains its “base sphere” (unit sphere centred in E_0) which is a geodesic surface. Therefore, similarly to the spherical spaces we assume that the geodesic arcs in the following items are always less or equal than a semicircle.

Definition 4.6 *If A, B and P be distinct points on a non-fibrum-like geodetic curve in the $X \in \{\mathbf{S}^2 \times \mathbf{R}, \mathbf{H}^2 \times \mathbf{R}\}$ space, then their simply ratio is*

$$s_g^X(A, P, B) = w^X\left(d^X(A, P)\cos(v)\right)/w^X\left(d^X(P, B)\cos(v)\right),$$

if P is between A and B , and

$$s_g^X(A, P, B) = -w^X\left(d^X(A, P)\cos(v)\right)/w^X\left(d^X(P, B)\cos(v)\right),$$

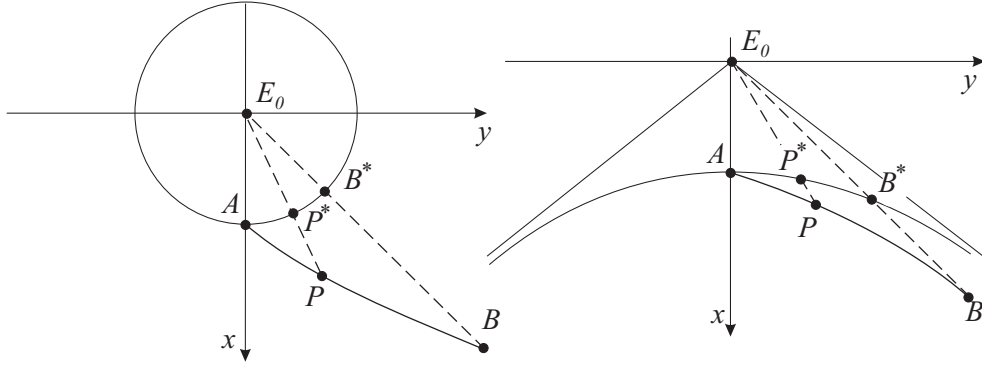
otherwise where $w^X(x) := \sin(x)$ if $X = \mathbf{S}^2 \times \mathbf{R}$, $w^Y(x) := \sinh(x)$ if $X = \mathbf{H}^2 \times \mathbf{R}$ and v is the parameter of the geodesic curve containing points A, B, P (see Fig. 10).

Theorem 4.7 (Ceva’s Theorem for triangles in general location) *If T is a point not on any side of a geodesic triangle $A_0A_1A_2$ in $X \in \{\mathbf{S}^2 \times \mathbf{R}, \mathbf{H}^2 \times \mathbf{R}\}$ such that the curves A_0T and $g_{A_1A_2}^X$ meet in Q , A_1T and $g_{A_0A_2}^X$ in R , and A_2T and $g_{A_0A_1}^X$ in P , ($A_0T, A_1T, A_2T \subset \mathcal{S}_{A_0A_1A_2}^X$) then*

$$s_g^X(A_0, P, A_1)s_g^X(A_1, Q, A_2)s_g^X(A_2, R, A_0) = 1.$$

Proof:

Let A, B and P be distinct points on a non-fibrum-like geodetic curve in the X and let A^*, B^* and P^* their centrally projected images from the origin E_0 into the base plane of X (see Fig. 10). We assume without loss of generality, that $A = A^* = (1, 1, 0, 0)$ and B lies in the $[x, y]$ coordinate plan. Therefore, the


 Figure 10: Simply ratios in $\mathbf{S}^2 \times \mathbf{R}$ and $\mathbf{H}^2 \times \mathbf{R}$ spaces

points of the geodesic curve segment g_{AB}^X also are included in it (see Lemma 3.3). Let the parameters of g_{AB}^X be $(t, u = 0, v)$ (see (2.4), (2.8)) and the geodesic curve g_{AP}^X are $(t_p, u_p = 0, v_p = v)$. Their images $g_{A^*P^*}^X$ and $g_{A^*B^*}^X$ are determined by parameters $(t_p \cdot \cos v, u_p = 0, v_p = 0)$ and $(t \cdot \cos v, u = 0, v = 0)$:

$$d^X(A^*, P^*) = d^X(A, P) \cdot \cos v, \quad d^X(P^*, B^*) = d^X(P, B) \cdot \cos v.$$

Let $A_0^*A_1^*A_2^*$ ($A_0^* = A_0$) be the centrally projected image of the geodesic triangle $A_0A_1A_2$ from the origin E_0 into the base plane of X (see Fig. 10).

Moreover, let T is a point not on any side of a geodesic triangle $A_0A_1A_2$ such that the curves A_0T and $g_{A_1A_2}^X$ meet in Q , A_1T and $g_{A_0A_2}^X$ in R , and A_2T and $g_{A_0A_1}^X$ in P , ($A_0T, A_1T, A_2T \subset \mathcal{S}_{A_0A_1A_2}^X$).

The centrally projected images $A_0^*Q^*$, $A_1^*R^*$ and $A_2^*P^*$ of the curves A_0Q , A_1R and A_2P from E_0 are geodesic curves in the corresponding “base plane” of X . T^* and T lie in the planes A_0QE_0 , A_1RE_0 and A_2PE_0 (see Lemma 3.3). Therefore, this theorem is direct consequence of the Definition 4.6 of the simply ratio and the corresponding Ceva's theorem in spherical and hyperbolic planes (Theorem 4.4). \square

Theorem 4.8 (Menelaus's theorem for triangles in general location) *If is a l line not through any vertex of an geodesic triangle $A_0A_1A_2$ lying in its surface $\mathcal{S}_{A_0A_1A_2}^X$ in $X \in \{\mathbf{S}^2 \times \mathbf{R}, \mathbf{H}^2 \times \mathbf{R}\}$ geometry such that l meets geodesic curves $g_{A_1A_2}^X$ in Q , $g_{A_0A_2}^X$ in R , and $g_{A_0A_1}^X$ in P , then*

$$s_g^X(A_0, P, A_1) s_g^X(A_1, Q, A_2) s_g^X(A_2, R, A_0) = -1.$$

Proof: Similarly to the above proof, this theorem follows by the Definition 4.6 of the simply ratio and the corresponding Ceva's theorem in spherical and hyperbolic planes (Theorem 4.4). \square

4.1.2 Fibre type triangle

We consider a *fibre type geodesic triangle* $A_0A_1A_2$ in the projective model of X space. Without limiting generality, we can assume that $A_0 = (1, 1, 0, 0)$, $A_1 = (1, x_1, y_1, 0)$ and $A_2 = (1, x_2, y_2, 0)$ lies in the coordinate plane $[x, y]$. The geodesic lines that contain the sides A_0A_1 and A_0A_2 of the given triangle can be characterized directly by the corresponding parameters v and $u = 0$ similarly to the above case.

We extend the definition of the simply ratio to the $X \in \{\mathbf{S}^2 \times \mathbf{R}, \mathbf{H}^2 \times \mathbf{R}\}$ spaces.

If $X = \mathbf{S}^2 \times \mathbf{R}$ is clear that the $\mathbf{S}^2 \times \mathbf{R}$ space contains its "base sphere" (unit sphere centred in E_0) which is a geodesic surface. Therefore, similarly to the spherical spaces we assume that the geodesic arcs in the following items are always less or equal than a semicircle.

Definition 4.9 *If A, B and P be distinct points on fibrum-like geodesic curve in the $X \in \{\mathbf{S}^2 \times \mathbf{R}, \mathbf{H}^2 \times \mathbf{R}\}$ space, then their simply ratio is*

$$s_f^X(A, P, B) = d^X(A, P)/d^X(P, B)$$

if P is between A and B , and

$$s_f^X(A, P, B) = -d^X(A, P)/d^X(P, B)$$

(see Fig. 10).

Theorem 4.10 (Ceva's Theorem in X geometry for triangles in fibre types) *If T is a point not on any side of a geodesic triangle $A_0A_1A_2$ in $X \in \{\mathbf{S}^2 \times \mathbf{R}, \mathbf{H}^2 \times \mathbf{R}\}$ such that the geodesic curves $g_{A_0T}^X$ and $g_{A_1A_2}^X$ meet in Q , $g_{A_1T}^X$ and $g_{A_0A_2}^X$ in R , and $g_{A_2T}^X$ and $g_{A_0A_1}^X$ in P , $(g_{A_0T}^X, g_{A_1T}^X, g_{A_2T}^X \subset \mathcal{S}_{A_0A_1A_2}^X$ then*

$$s_f^X(A_0, P, A_1)s_f^X(A_1, Q, A_2)s_f^X(A_2, R, A_0) = 1.$$

Theorem 4.11 (Menelaus's theorem in X geometry for triangles in fibre types) *If l is a line not through any vertex of an geodesic triangle $A_0A_1A_2$ lying in its*

surface $\mathcal{S}_{A_0A_1A_2}^X$ in $X \in \{\mathbf{S}^2 \times \mathbf{R}, \mathbf{H}^2 \times \mathbf{R}\}$ geometry such that l meets geodesic curves $g_{A_1A_2}^X$ in Q , $g_{A_0A_2}^X$ in R , and $g_{A_0A_1}^X$ in P , then

$$s_f^X(A_0, P, A_1)s_f^X(A_1, Q, A_2)s_f^X(A_2, R, A_0) = -1$$

Proof of both theorems:

Let $P_1 = (1, a, b, c)$ and $P_2 = (1, d, e, f)$ be proper points of X space. Their distance $d^X(P_1, P_2)$ is (see Theorem 3.3):

$$d^X(P_1, P_2) = \sqrt{\omega_X^2 \left(\frac{ax \pm by \pm cz}{\sqrt{a^2 \pm b^2 \pm c^2} \sqrt{d^2 \pm e^2 \pm f^2}} \right) + \log^2 \left(\frac{\sqrt{a^2 \pm b^2 \pm c^2}}{\sqrt{d^2 \pm e^2 \pm f^2}} \right)},$$

where if $X = \mathbf{S}^2 \times \mathbf{R}$ then all \pm signs are $+$, $\omega_X(x) = \arccos(x)$ and if $X = \mathbf{H}^2 \times \mathbf{R}$ then the all \pm signs are $-$, $\omega_X(x) = \operatorname{arccosh}(x)$. Without loss of generality we can assume, that $P_1 = A = (1, 1, 0, 0)$ and $P_2 = B = (1, d, e, f)$ (see Fig. 10) and A^* and B^* are their centrally projected images from the origin E_0 into the base plane of X . From the structure of geometries X follows, that $d^X(P_1, P_2) = \sqrt{(d^X(A^*, B^*))^2 + (d^X(B^*, B))^2}$ where $(d^X(A^*, B^*))^2 = \omega_X^2 \left(\frac{d}{\sqrt{\sqrt{d^2 \pm e^2 \pm f^2}}} \right)$ and $(d^X(B^*, B))^2 = \log^2 \left(\frac{1}{\sqrt{d^2 \pm e^2 \pm f^2}} \right)$.

Therefore, each right angled fibre-like triangle in X space can be uniquely assigned to an Euclidean right angled triangle with the same side lengths and it is clear, that the same is true for any fibre-like geodesic triangle.

Thus, we can formulate similar theorems for the fibre-like geodesic triangle as for the corresponding Euclidean triangles therefore the Ceva's and Menelaus' theorems in X geometry follows from the well-known corresponding Euclidean ones. \square

Similar problems in other homogeneous Thurston geometries represent another huge class of open mathematical problems. For Nil, Sol, $\widetilde{\text{SL}}_2\mathbf{R}$ geometries only very few results are known [8], [9], [2], [16], [7], [19], [15], [20],. Detailed studies are the objective of ongoing research.

References

[1] Cheeger, J. – Ebin, D.G., *Comparison Theorems in Riemannian Geometry*. American Mathematical Society, (2006).

- [2] Csima, G., Szirmai, J. *Interior angle sum of translation and geodesic triangles in $\widetilde{SL}_2\mathbf{R}$ space.* *Filomat*, **32/14**, (2018) 5023–5036.
- [3] Kobayashi, S. – Nomizu, K., *Fundation of differential geometry, I.* Interscience, Wiley, New York (1963).
- [4] Kurusa, Á., Ceva's and Menelaus' theorems in projective-metric spaces. *J. Geom.*, **110/2**, DOI: 10.1007/s00022-019-0495-x (2019).
- [5] Milnor, J., Curvatures of left Invariant metrics on Lie groups. *Advances in Math.*, **21**, 293–329 (1976).
- [6] Molnár, E., The projective interpretation of the eight 3-dimensional homogeneous geometries. *Beitr. Algebra Geom.*, **38** No. 2, 261–288, (1997).
- [7] Molnár, E. – Szirmai, J., Symmetries in the 8 homogeneous 3-geometries. *Symmetry Cult. Sci.*, **21/1-3**, 87-117 (2010).
- [8] Molnár, E. – Szirmai, J., Classification of Sol lattices. *Geom. Dedicata*, **161/1**, 251-275 (2012).
- [9] Molnár, E. – Szirmai, J. – Vesnin, A., Projective metric realizations of cone-manifolds with singularities along 2-bridge knots and links. *J. Geom.*, **95**, 91-133 (2009).
- [10] Pallagi, J. – Schultz, B. – Szirmai, J.. Visualization of geodesic curves, spheres and equidistant surfaces in $S^2 \times \mathbf{R}$ space. *KoG*, **14**, 35-40 (2010).
- [11] Pallagi, J. – Schultz B. – Szirmai, J., Equidistant surfaces in Nil space, *Stud. Univ. Zilina, Math. Ser.*, **25**, 31–40 (2011).
- [12] Pallagi, J. – Schultz, B. – Szirmai, J., Equidistant surfaces in $H^2 \times \mathbf{R}$ space. *KoG*, **15**, 3-6 (2011).
- [13] Papadopoulos, A. – Su, W., On hyperbolic analogues of some classical theorems in spherical geometry. (2014), hal-01064449.
- [14] Scott, P., The geometries of 3-manifolds. *Bull. London Math. Soc.* **15**, 401–487 (1983).
- [15] Szirmai, J., A candidate to the densest packing with equal balls in the Thurston geometries. *Beitr. Algebra Geom.*, **55(2)**, 441–452 (2014).

- [16] Szirmai, J., Bisector surfaces and circumscribed spheres of tetrahedra derived by translation curves in Sol geometry. *New York J. Math.*, **25**, 107–122 (2019).
- [17] Szirmai, J. Simply transitive geodesic ball packings to $S^2 \times R$ space groups generated by glide reflections, *Ann. Mat. Pur. Appl.*, **193/4** (2014), 1201-1211, DOI: 10.1007/s10231-013-0324-z.
- [18] Szirmai, J. Geodesic ball packings in $S^2 \times R$ space for generalized Coxeter space groups. *Beitr. Algebra Geom.*, **52**, (2011), 413 – 430.
- [19] Szirmai, J.: Geodesic ball packings in $H^2 \times R$ space for generalized Coxeter space groups. *Math. Commun.*, (2012) **17/1**, 151–170.
- [20] Szirmai, J., The densest translation ball packing by fundamental lattices in Sol space. *Beitr. Algebra Geom.*, **51**(2) 353–373 (2010).
- [21] Szirmai, J., Interior angle sums of geodesic triangles in $S^2 \times R$ and $H^2 \times R$ geometries. *Bul. Acad. de Stiinte Republicii Mold. Mat.*, **93**(2) 44–61 (2020).
- [22] Thurston, W. P. (and Levy, S. editor), *Three-Dimensional Geometry and Topology*. Princeton University Press, Princeton, New Jersey, vol. **1** (1997).
- [23] Vránics, A. – Szirmai, J., Lattice coverings by congruent translation balls using translation-like bisector surfaces in Nil Geometry. *KoG*, **23**, 6-17 (2019).