

Convergence Rates of Attractive-Repulsive MCMC Algorithms

by (in alphabetical order)

Yu Hang Jiang, Tong Liu, Zhiya Lou, Jeffrey S. Rosenthal,
Shanshan Shangguan, Fei Wang, and Zixuan Wu

Department of Statistical Sciences, University of Toronto

(December, 2020; last revised September 3, 2021)

Abstract: We consider MCMC algorithms for certain particle systems which include both attractive and repulsive forces, making their convergence analysis challenging. We prove that a version of these algorithms on a bounded state space is uniformly ergodic with explicit quantitative convergence rate. We also prove that a version on an unbounded state space is still geometrically ergodic, and then use the method of shift-coupling to obtain an explicit quantitative bound on its convergence rate.

1 Introduction

Markov Chain Monte Carlo (MCMC) algorithms are an indispensable tool for researchers and scientists across a wide spectrum of fields, ranging from machine learning and Bayesian inference to systems biology and mathematical finance, to sample from complicated distributions in high dimensions. When running MCMC, one important question is the number of steps the Markov chain requires to converge. There are various approaches to analyzing this difficult problem. In this paper, we describe a challenging MCMC example, and show ways of deriving a quantitative mathematical bound using techniques related to coupling.

1.1 Background about MCMC

Markov Chain Monte Carlo (MCMC) algorithms such as the Metropolis-Hastings algorithm [27, 18] and the Gibbs sampler [15, 13] have become extremely popular in statistics. They provide a feasible way to sample from complicated probability distributions in high dimensions, and play a crucial role in Bayesian inference as posterior distributions are usually too

complicated to compute analytically. Moreover, the application of MCMC algorithms is not limited to statistical contexts. Indeed, the Metropolis algorithm, one of the most popular MCMC algorithms, arose in physics and was designed to simulate the behavior of large systems of interacting particles [27]. MCMC algorithms were then widely applied in computational physics [5, 37]. They are now an indispensable tool for researchers and scientists in many other fields, including computer science [36, 3], systems biology [39, 40], mathematical finance [22, 19], and more (e.g. [16, 6]).

Specifically, suppose we are given a possibly-unnormalized density function $\pi(\cdot)$ on a state space \mathcal{X} , e.g. a posterior density in Bayesian statistics. Then, the posterior mean of any functional f is given by

$$\pi(f) = \frac{\int_{\mathcal{X}} f(x)\pi(x)dx}{\int_{\mathcal{X}} \pi(x)dx}.$$

In most cases, it is infeasible to directly compute this integral (either analytically or numerically), especially when \mathcal{X} is high-dimensional and $\pi(\cdot)$ is complicated. An alternative way is to repeatedly sample from $\pi(\cdot)$, and estimate $\pi(f)$ by the sample average. However, if $\pi(\cdot)$ is complicated, then it may be impossible even to draw samples directly from $\pi(\cdot)$. MCMC algorithms were invented to solve this problem. They construct a Markov chain which can be easily run on a computer, which has $\pi(\cdot)$ as its stationary distribution. It follows under mild conditions that if we run the Markov chain for a long time, the distribution of X_n will converge to $\pi(\cdot)$.

In this paper, we will focus on the Metropolis-Hastings algorithm, one of the simplest and most well-known MCMC algorithms. Let $\pi(\cdot)$ be an unnormalized density function on \mathcal{X} , and let $q(x, \cdot)$ be an unnormalized density for each $x \in \mathcal{X}$. The Metropolis-Hastings Algorithm proceeds as follows. First we choose some X_0 from some initial distribution $\mu(\cdot)$. Then, for $n = 0, 1, 2, \dots$, given X_n , we generate a proposal $Y_{n+1} \sim q(X_n, \cdot)$. With probability $\alpha(X_n, Y_{n+1})$ we set $X_{n+1} = Y_{n+1}$ where

$$\alpha(x, y) = \min \left\{ 1, \frac{\pi(y)q(y, x)}{\pi(x)q(x, y)} \right\}$$

is the acceptance rate; otherwise we set $X_{n+1} = X_n$. This acceptance probability is chosen precisely to make the Markov chain reversible with respect to $\pi(\cdot)$, from which it follows that $\pi(\cdot)$ is a stationary distribution, and under mild conditions the chain will converge in distribution to $\pi(\cdot)$ [27, 18].

The knowledge that MCMC will eventually converge to $\pi(\cdot)$ raises the question of how long it takes to converge. There are various approaches to

analyzing this problem. One widely-used method is to apply diagnostic tools to the output produced by the algorithm [14, 7, 9]. For example, we can monitor the ergodic averages of selected scalar quantities of interest (e.g. first and second moments). Another popular approach is to theoretically derive a bound in terms of the total variation distance [33, 31, 20], though this usually involves difficult calculations and the resulting bounds are often quite conservative. In this paper, we describe a challenging MCMC example, show ways of deriving a quantitative mathematical bound using techniques related to coupling, and compare our theoretical results to diagnostic bounds from actual computer simulations.

1.2 The Attractive-Repulsive Model

We shall focus on the following model. Suppose we have n particles randomly located in the \mathbb{R}^2 plane (so the state space $\mathcal{X} = \mathbb{R}^{2n}$), and the unnormalized density of each configuration is given by

$$\pi(x) = \exp\left(-\left[c_1 \sum_{i=1}^n \|x_i\| + c_2 \sum_{i<j} \|x_i - x_j\|^{-1}\right]\right), \quad (1)$$

where c_1, c_2 are positive constants and $\|\cdot\|$ is the usual Euclidean (L^2) norm on \mathbb{R}^2 . Since the density is fairly complicated, it is hard to compute expected values with respect to this distribution, such as the average distance of the particles to the origin. Therefore, a more feasible solution is to simulate this distribution using an MCMC algorithm. We shall use componentwise versions of the Metropolis-Hastings algorithm [27, 18], in which the multiple particles are updated one at a time in a sequential order, each with a proposal followed by an accept/reject step. (For a graphical illustration of this algorithm on these densities, see [35].) By running the algorithm for many iterations, we can approximately sample from π , and thus find good estimates of its expected values.

The density function (1) is designed so the first summation “pulls” the particles towards the origin, while the second summation “pushes” them away from each other. Hence, we call this an *attractive-repulsive* particle system. The combination of attractive and repulsive forces mean that the MCMC algorithm does not satisfy simple monotonicity or other properties which would simplify its convergence analysis, so that more careful techniques are required. Nevertheless, for certain special cases of this density, we will derive both qualitative and quantitative convergence bounds herein.

We note that there is a long history of using MCMC to study interacting particle models. For example, Alder and Wainwright [1] used Monte Carlo

to simulate the dynamics of molecules; Hammersley [17] and Liggett [24] applied stochastic atomic lattice models to solid-state physics particle systems; Speagle [38, Section 8] studied a purely attractive model (where a particle is more likely to move inwards than outwards) using a Metropolis algorithm with Gaussian proposal distributions; and Krauth [23] used local non-reversible MCMC algorithms to simulate dynamic hard-spheres. The model (1) is similar in spirit to these other dynamics, though it was chosen primarily for illustrative purposes (e.g. it is not stochastically monotone; see below).

1.3 Background about Minorization and Drift Conditions

We are interested in bounding the *total variation distance*

$$\|P^n(x, \cdot) - \pi(\cdot)\| := \sup_{S \subseteq \mathcal{X}} |P^n(x, S) - \pi(S)| = \sup_{S \subseteq \mathcal{X}} |P(X_n \in S | X_0 = x) - \pi(S)|$$

between the n -step distribution $P^n(x, \cdot)$ and the stationary distribution $\pi(\cdot)$ of a Markov chain, where the supremum is taken over all measurable subsets S . One method involves coupling via minorization and drift conditions. A Markov chain with a state space \mathcal{X} and transition probabilities $P(x, \cdot)$ satisfies a *minorization condition* if there is a measurable subset $C \subseteq \mathcal{X}$, a probability measure Q on \mathcal{X} , a constant $\epsilon > 0$, and a positive integer n_0 , such that

$$P^{n_0}(x, \cdot) \geq \epsilon Q(\cdot), \quad x \in C. \quad (2)$$

We call such C a *small set*, and refer to it (n_0, ϵ, Q) -small. In particular, if $C = \mathcal{X}$ (i.e., C is the entire state space), then we say the Markov chain satisfies a *uniform minorization condition*, also referred to as *Doebelin's condition* (see [12]). It then follows (see e.g. [28, 30]) that the chain is *uniformly ergodic*, i.e. there are fixed $\rho < 1$ and $M < \infty$ such that

$$\|P^n(x, \cdot) - \pi(\cdot)\| \leq M \rho^n, \quad n \in \mathbb{N}, \quad x \in \mathcal{X},$$

and in fact a precise convergence bound is available:

Proposition 1: If a Markov chain with stationary distribution $\pi(\cdot)$ has the property that the entire state space \mathcal{X} is (n_0, ϵ, Q) -small, then the chain is uniformly ergodic, with

$$\|P^n(x, \cdot) - \pi(\cdot)\| \leq (1 - \epsilon)^{\lfloor \frac{n}{n_0} \rfloor}, \quad n \in \mathbb{N}.$$

In Section 2, we prove uniform ergodicity for a bounded version of our algorithm. Unfortunately, many Markov chains are not uniformly ergodic. A Markov chain with stationary distribution $\pi(\cdot)$ is *geometrically ergodic* if there are fixed $\rho < 1$ and π -a.e.-finite function $M : \mathcal{X} \rightarrow [0, \infty]$ such that

$$\|P^n(x, \cdot) - \pi(\cdot)\| \leq M(x) \rho^n, \quad n \in \mathbb{N}, \quad x \in \mathcal{X},$$

i.e. if the multiplier M can depend on the initial state x . Also, a Markov chain with a small set C satisfies a *univariate drift condition* if there are constants $0 < \lambda < 1$ and $b < \infty$, and a π -a.e.-finite function $V : \mathcal{X} \rightarrow [1, \infty]$ such that

$$PV(x) := E[V(X_1) | X_0 = x] \leq \lambda V(x) + b \mathbf{1}_C(x), \quad x \in \mathcal{X}. \quad (3)$$

The minorization condition (2) and drift condition (3) together guarantee that the chain is geometrically ergodic (e.g. [28, Theorem 15.0.1]):

Proposition 2: If a ϕ -irreducible, aperiodic Markov chain with stationary distribution $\pi(\cdot)$ and small set $C \subset \mathcal{X}$ satisfies the minorization condition (2) for some $n_0 \in \mathbb{N}$ and $\epsilon > 0$ and $C \subseteq \mathcal{X}$ and probability measure $Q(\cdot)$ on \mathcal{X} , and the drift condition (3) for some π -a.e.-finite function $V : \mathcal{X} \rightarrow [0, \infty]$ and $\lambda < 1$ and $b < \infty$, then it is geometrically ergodic.

Geometric ergodicity is a helpful property, since it implies the chain converges geometrically quickly, and also implies certain other results such as central limit theorems (see e.g. [30]). We establish it for an unbounded version of our algorithm in Section 3. Unfortunately, qualitative bounds such as uniform or geometric ergodicity can still be quite weak in many cases, and do not necessarily imply that the Markov chain converges in a short time. For example, if $\mathcal{X} = \{0, 1\}$, with $X_0 = x = 1$ and

$$P = \begin{pmatrix} 1 & 0 \\ 1 - z & z \end{pmatrix}$$

for some fixed $z \in (0, 1)$, then $\pi = (1, 0)$, and the chain satisfies a uniform minorization condition with $\epsilon = 1 - z$ and $Q = (1, 0)$. So, it is both uniformly and geometrically ergodic, and in fact $\|P^n(x, \cdot) - \pi(\cdot)\| = z^n$. However, it converges arbitrarily slowly for z near 1, indicating that geometric ergodicity does not really imply fast convergence. Due to these limitations, it is best to find a *quantitative* bound, i.e. explicit bounds on $\|P^n(x, \cdot) - \pi(\cdot)\|$ which provide a value of n that guarantees that this distance will be sufficiently small. We consider this problem for an unbounded version of our attractive-repulsive processes in Section 4 below.

1.4 Organisation of the Paper

This paper is organised as follows. In Section 2, we consider a version of our algorithm within a bounded domain, and show that it is uniformly ergodic by means of an explicit uniform minorization condition. In Section 3, we expand the state space to all of \mathbb{R}^2 , and show that a version of our algorithm is still geometrically ergodic since it satisfies an explicit univariate drift condition. In Section 4, we discuss the challenges of computing a quantitative convergence bound for our algorithm, and use a *shift coupling* construction to overcome these problems and obtain an explicit quantitative bound. In Section 5, we compare our theoretical results to observed convergence behaviour from actual computer simulations. In Section 6, we provide proofs of all of the theorems in this paper.

2 Particles in a Square: Uniform Ergodicity

In this section, we study the attractive-repulsive particle system density (1) in a compact setting. Suppose we have $n = 3$ particles randomly located in the square $U = [0, 1]^2 \subset \mathbb{R}^2$, with the particle positions denoted by $\mathbf{x} = (x_i)_{i=1,2,3} = (x_{i1}, x_{i2})_{i=1,2,3}$, so the state space $\mathcal{X} = [0, 1]^6$.

We use a componentwise Metropolis algorithm with systematic scan, in which we repeatedly update the $n = 3$ particles in order (see e.g. [27, 6, 35]). Specifically, given a configuration $X_n = \mathbf{x}$, we first “propose” a new location for the first particle x_1 from the uniform (Lebesgue) measure on \mathcal{X} , to obtain a new particle location y_1 , and hence a new proposed configuration $\mathbf{y} = (y_1, x_2, x_3)$. Then with probability $\alpha(\mathbf{x}, \mathbf{y}) = \min[1, \frac{\pi(\mathbf{y})}{\pi(\mathbf{x})}]$, we “accept” this proposal and update x_1 to y_1 . Otherwise, we “reject” this proposal and leave the original x_1 unchanged. We then similarly update x_2 and then x_3 . That entire procedure represents one iteration of our algorithm, which we then repeat n times to obtain a final configuration X_n .

For this algorithm, we show (all theorems are proved in Section 7):

Theorem 1. The above Markov Chain (a componentwise Metropolis algorithm with uniform proposals and systematic scan, for the unnormalised density (1) on $[0, 1]^6$ with $n = 3$ particles for some constants $c_1, c_2 > 0$) is uniformly ergodic, and satisfies a uniform minorization condition with $n_0 = 1$ and $\epsilon = (0.48)e^{-c_1(8.49) - c_2(19.76)}$.

For example, if $c_1 = c_2 = 1/10$, then we can take $\epsilon = 0.028$. By Proposition 1, we have $\|P^n(\mathbf{x}, \cdot) - \pi(\cdot)\| \leq (0.972)^n$. This proves that after 163

steps, the total variation distance between the n -step distribution and the stationary distribution $\pi(\cdot)$ of this Markov chain will be within 0.01.

Remark. The above model and algorithm could also be considered for $n > 3$ particles, and the convergence rate could probably be bounded in that case too by similar methods, but the computations become messier, so here we stick to $n = 3$ particles for ease of analysis.

3 One particle in \mathbb{R}^2 : Geometric Ergodicity

We now extend our state space to the entire \mathbb{R}^2 plane, but with just $n = 1$ particle. Specifically, suppose we have a particle randomly located at \mathbb{R}^2 , denoted by $x = (x_1, x_2)$, with unnormalized density given by

$$\pi(x) = e^{-H(x)}, \quad \text{where} \quad H(x) = \|x\| + \frac{1}{\|x\|} := r_x + \frac{1}{r_x}, \quad (4)$$

where $r_x := \|x\|$ is again the L^2 norm. Note that this model (4) can be considered to be a special case of our main model (1), in which $c_1 = c_2 = 1$ and $n = 2$, where one particle is at $x_1 := x$, and a second particle is always fixed to be at the origin $x_2 := 0$.

We use the following Metropolis-Hastings algorithm on this distribution. For any $x = (x_1, x_2) \in \mathbb{R}^2$, let

$$B_x = \{z \in \mathbb{R}^2 : |r_x - 1| < \|z\| < r_x + 1\}.$$

Thus, B_x is an annulus of width $2 \min(r_x, 1)$, which contains x unless $r_x < 0.5$; see Figure 1. And, $\text{vol}(B_x) = \pi(r_x + 1)^2 - \pi|r_x - 1|^2 = 4\pi r_x$. We then let the proposal density $q(x, \cdot)$ be the uniform distribution on B_x , i.e.

$$q(x, dy) = \mathbf{1}_{B_x}(y) \frac{dy}{4\pi r_x}, \quad x, y \in \mathbb{R}^2.$$

Note that $y \in B_x$ if and only if $x \in B_y$ (since for $r_x, r_y \leq 1$ this is equivalent to $r_x + r_y < 1$; and for $r_x < 1 < r_y$ or $r_y < 1 < r_x$ this is equivalent to $\min[r_x, r_y] < \max[r_x, r_y] + 1$; and for $r_x, r_y \geq 1$ this is equivalent to $|r_x - r_y| < 1$). Hence, these $q(x, dy)$ are valid proposal distributions for a Metropolis-Hastings algorithm. The corresponding acceptance rate is

$$\alpha(x, y) = \min \left\{ 1, \frac{\pi_u(y) q(y, x)}{\pi_u(x) q(x, y)} \right\} = \min \left\{ 1, \frac{e^{H(x)} r_x}{e^{H(y)} r_y} \right\}.$$

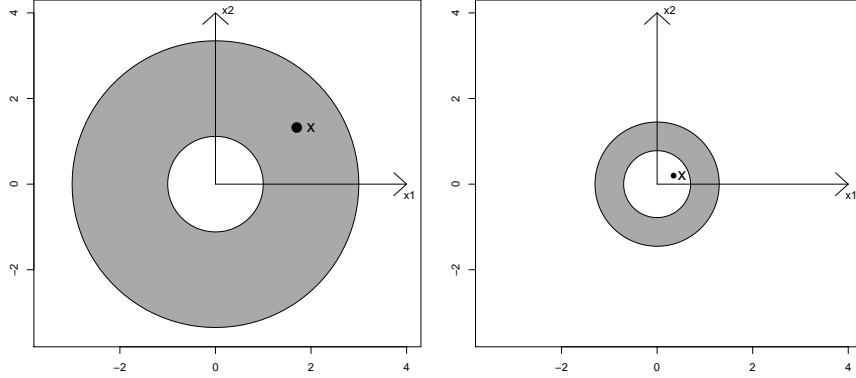


Figure 1: Illustration of the region B_x for the model of Section 3, in two different cases: when $r_x = 2$ (left) or $r_x = 0.3$ (right).

This algorithm is somewhat related to the algorithm of Section 2, except with just one particle to move so there is no “scan” of different particles, and with a more complicated proposal distribution since the state space \mathcal{X} is unbounded.

For the above algorithm, we shall prove the following quantitative conditions:

Theorem 2. The Markov chain constructed above (a Metropolis-Hastings algorithm with proposals uniform on B_x , for the unnormalised density (4) on \mathbb{R}^2 with one particle) satisfies:

(a) the minorization condition

$$P^2(x, \cdot) \geq (3.5 \times 10^{-5}) Q(\cdot), \quad x \in C,$$

for some $Q(\cdot)$, where $C = \{x \in \mathbb{R}^2, \frac{1}{4} \leq \|x\| \leq 4\} \subseteq \mathcal{X}$.

(b) the univariate drift condition

$$PV(x) \leq 0.995 V(x) + (e^{2.7} - 0.995) \mathbf{1}_C, \quad x \in \mathcal{X},$$

where $V(x) = e^{\frac{1}{2}H(x)}$. Furthermore, $\sup_{x \in C} PV(x) \leq e^{2.7}$.

In particular, by Proposition 2, this chain is geometrically ergodic.

Remark. The above model and algorithm could also be considered for $n > 1$ particles, and it is possible that the convergence rate could probably be bounded in that case too, but the analysis becomes much more challenging, so here we stick to just 1 particle for ease of analysis.

4 Quantitative Bounds and Shift Coupling

We next consider quantitative bounds for the algorithm in the previous section. There are many potential ways to obtain quantitative bounds for MCMC algorithms. However, not all methods are feasible for our attractive-repulsive process.

One common approach uses minorization conditions and bivariate drift conditions (e.g. [33, 21]). Theorem 3 already provides a minorization condition and a univariate drift condition, and there are ways to derive a bivariate drift condition from a univariate one if certain conditions are satisfied (see e.g. Proposition 11 of [30]). However, to obtain a bivariate drift condition for our processes, we would have to prove a multi-step minorization condition on a much larger subset, which would be very challenging and lead to extremely weak bounds.

Alternatively, minorization and univariate drift conditions give good quantitative bounds for Markov chains which are *stochastically monotone*, meaning that there is some stochastic ordering \preceq on \mathcal{X} which is probabilistically preserved [11, 8, 25, 32]). More formally, $P(x_1, B_y) \geq P(x_2, B_y)$ for all $x_1, x_2, y \in \mathcal{X}$ with $x_1 \preceq x_2$, where $B_y = \{z \in \mathcal{X} : z \preceq y\}$. Indeed, if we considered a purely attractive version of our model, by setting $c_2 = 0$ in (1), then our Markov chain would indeed be stochastic monotone under the partial order defined by $x \preceq y$ if and only if $\|x\| \leq \|y\|$. However, with $c_1, c_2 > 0$, the attractive-repulsive nature of our model (1) seems to preclude any stochastic monotonicity condition, so the improved convergence bounds for stochastically monotone Markov chains cannot be applied.

Instead, we shall use a particular coupling method called *shift coupling* [2, 29] to derive a quantitative bound for the particle system. This construction only requires a univariate drift condition (not a bivariate one), and does not require aperiodicity. In the shift coupling construction, just like ordinary coupling, we will jointly define two Markov chains to obtain a bound on the rate of convergence. The key point in which shift coupling differs from the ordinary method is that we allow the chains to couple at different times.

Let $P(\cdot, \cdot)$ be the transition probabilities for a Markov chain on a state space \mathcal{X} . Assume the chain is ϕ -irreducible, with stationary distribution $\pi(\cdot)$. Let $\{X_k\}_{k=0}^\infty$ and $\{X'_k\}_{k=0}^\infty$ be two different copies of the chain, defined jointly. Suppose T and T' are two random variables taking values in $\mathbb{Z}_{\geq 0} \cup \{\infty\}$, such that for any non-negative integer n , $X_{T+n} = X'_{T'+n}$. Ordinary coupling requires $T = T'$, but shift coupling allows the two Markov chains to become equal at different times, thus making it easier for the chains to couple. We can then combine this shift-coupling bound with minorization

and univariate drift conditions, leading to the following (which generalizes Theorem 4 of [29] to the case $n_0 > 1$):

Theorem 3: Suppose a Markov chain on a state space \mathcal{X} , with initial distribution $\nu(\cdot)$, transition probabilities $P(\cdot, \cdot)$, and stationary distribution $\pi(\cdot)$, satisfies the minorization condition (2) for some $n_0 \in \mathbb{N}$ and $\epsilon > 0$ and $C \subseteq \mathcal{X}$ and probability measure $Q(\cdot)$ on \mathcal{X} , and the drift condition (3) for some π -a.e.-finite function $V : \mathcal{X} \rightarrow [0, \infty]$ and $\lambda < 1$ and $b < \infty$, such that $C = \{x \in \mathcal{X} : V(x) \leq d\}$ for some fixed $d \geq 0$. Then setting $A := \sup_{x \in C} E(V(X_1)|X_0 = x)$ (so $A \leq \lambda d + b$), for any $0 < r < 1$ such that $\lambda^{(1-n_0r)}A^r < 1$, we have

$$\begin{aligned} & \left\| \frac{1}{n} \sum_{k=1}^n P(X_k \in \cdot) - \pi(\cdot) \right\| \\ & \leq \frac{1}{n} \left[\frac{2(1-\epsilon)^r}{1-(1-\epsilon)^r} + \frac{\lambda^{-n_0+1-n_0r}A^r}{1-\lambda^{1-n_0r}A^r} \left(E_\nu(V) + \frac{b}{1-\lambda} \right) \right]. \end{aligned}$$

We now apply this shift-coupling bound to the attractive-repulsive particle systems of Section 3. By Theorem 2, we can take $\epsilon = 3.5 \times 10^{-5}$, $n_0 = 2$, $\lambda = 0.995$, $b = e^{2.7} - 0.995$, $d = e^{17/8}$, and $A = e^{2.7}$. Assume the chain starts from the point $(1, 0)$, so $E_\nu(V) = V((1, 0)) = e^{\frac{1}{2}(1+\frac{1}{1})} = e$. Choosing $r = 0.0016$, we have $\lambda^{(1-n_0r)}A^r \doteq 0.9993 < 1$, and we compute from Theorem 3 that

$$\left\| \frac{1}{n} \sum_{k=1}^n \mathbf{P}(X_k \in \cdot) - \pi(\cdot) \right\| \leq \frac{39,900,000}{n}.$$

This bound is certainly far from tight. However, it does show that shift-coupling can provide explicit quantitative bounds on the distance to stationarity, even for the attractive-repulsive processes that we consider herein.

Finally, we note that the left-hand side of the bound in Theorem 3 differs from the conventional total variation distance between the n -step distribution and the stationary distribution. This raises the question of the meaning of the quantity we are bounding. An interpretation is given by the following result.

Theorem 4: Let $\{X_k\}$ be a Markov chain on a state space \mathcal{X} , with transition probabilities $P(\cdot, \cdot)$ and stationary distribution $\pi(\cdot)$. For $n \in \mathbb{N}$ and measurable $S \subseteq \mathcal{X}$, let $F_n(S) := \mathbf{E}[\frac{1}{n} \#\{i : 1 \leq i \leq n, X_i \in S\}]$ be the expected fraction of time from 1 to n that the chain is inside S . Then

$$\sup_{S \subseteq \mathcal{X}} |F_n(S) - \pi(S)| = \left\| \frac{1}{n} \sum_{k=1}^n \mathbf{P}(X_k \in \cdot) - \pi(\cdot) \right\| \leq \frac{1}{n} \sum_{k=1}^n \left\| \mathbf{P}(X_k \in \cdot) - \pi(\cdot) \right\|.$$

Theorem 4 provides context for Theorem 3. It shows that the bound of Theorem 3 in turn provides an upper bound on the difference between the expected occupation fraction of S and the target probability $\pi(S)$, uniformly over choice of subset S . So, if the bound is small, then the chain spends approximately the target fraction of time in every subset, on average.

Theorem 4 also gives us a way to relate the shift coupling result to more conventional results. In particular, note that $\|\mathbf{P}(X_k \in \cdot) - \pi(\cdot)\|$ is the usual total variation distance discussed in previous sections. Hence, $\frac{1}{n} \sum_{k=1}^n \|\mathbf{P}(X_k \in \cdot) - \pi(\cdot)\|$ is the average of the total variation distances between the k -step distribution and the stationary distribution, averaged over $k = 1, 2, \dots, n$. However, due to the inequality, $|\frac{1}{n} \sum_{k=1}^n \mathbf{P}(X_k \in \cdot) - \pi(\cdot)|$ does *not* provide an upper bound for $\frac{1}{n} \sum_{k=1}^n \|\mathbf{P}(X_k \in \cdot) - \pi(\cdot)\|$.

5 Simulations – Convergence Diagnostics

In this section, we run the MCMC algorithms discussed in Sections 2 and 3 above, and apply the MCMC convergence diagnostic tools of [14, 7] to estimate their convergence times by comparing between- and within-chain variances of multiple runs of the algorithm when starting from an over-dispersed starting distribution. We then compare these estimated times with the theoretical bounds derived in the previous sections.

5.1 Three particles in a square

We begin with the model of Section 2, i.e. the componentwise Metropolis algorithm with uniform proposals and systematic scan for the unnormalised density (1) on $[0, 1]^6$ with $n = 3$ particles for some constants $c_1, c_2 > 0$. We use the uniform distribution on $[0, 1]^6$ as our over-dispersed starting distribution. To proceed, following [14, 7], we draw $m = 5$ initial samples from this starting distribution, and then run $m = 5$ different chains in parallel, each for $n = 60$ iterations.

Our goal is to see if the chain has converged after $n_* = 30$ iterations, i.e. if iterations $n_* + 1$ through n (i.e., 31 through 60) are approximately in stationarity. To investigate this, for iterations $n_* + 1$ through n and initial test functional

$$\psi : \mathbb{R}^6 \rightarrow \mathbb{R} \quad \text{by} \quad \psi(\mathbf{x}) = \sqrt{x_{11}^2 + x_{12}^2} + \sqrt{x_{21}^2 + x_{22}^2} + \sqrt{x_{31}^2 + x_{32}^2},$$

we calculate the between-chain variance B and the within-chain variances

W :

$$B := \frac{n - n_*}{m - 1} \sum_{j=1}^m (\bar{\psi}_j - \bar{\psi})^2,$$

$$W := \frac{1}{m} \sum_{i=1}^m s_i^2 = \frac{1}{m(n - n_* - 1)} \sum_{j=1}^m \sum_{t=n_*+1}^n (\psi_{jt} - \bar{\psi}_j)^2,$$

where $n = 60$, $n_* = 30$, $m = 5$, $\psi_{jt} = \psi(X_{jt})$ is the value of ψ on the t^{th} iteration of chain j , $\bar{\psi}_j = \frac{1}{n - n_*} \sum_{t=n_*+1}^n \psi(X_{jt})$ is the sample mean of ψ in chain j over iterations $n_* + 1$ through n , and $\bar{\psi} = \frac{1}{m} \sum_{j=1}^m \bar{\psi}_j = \frac{1}{m(n - n_*)} \sum_{j=1}^m \sum_{t=n_*+1}^n \psi(X_{jt})$ is the mean of the m different $\bar{\psi}_j$ values (i.e. the mean of all $m(n - n_*)$ post-burn-in simulated values).

In our simulations, we obtained the values

$$B = 0.4899, \quad W = 0.19.$$

We then estimate the target variance by a weighted average of B and W :

$$\hat{\sigma}^2 := \frac{B}{n} + \frac{n - 1}{n} W = 0.200.$$

We also compute the pooled posterior variance estimate

$$\hat{V} := \hat{\sigma}^2 + \frac{B}{mn} = 0.2033.$$

Finally we compute the potential scale reduction factor (PCRF), as

$$R := \frac{d + 3}{d + 1} \cdot \frac{\hat{V}}{W} = 1.07,$$

where d is the degrees of freedom of the corresponding t-distribution (so $(d + 3)/(d + 1) \approx 1$). This produced the value $R = 1.07$. Since this value is < 1.2 , that fact provides some indication [14, 7] that the chain might have approximately converged after $n_* = 30$ iterations (though this diagnostic does *not* directly estimate the total variation distance; see Section 6).

We also consider some other test functionals. Let

$$\phi_1 : \mathbb{R}^6 \rightarrow \mathbb{R} \quad \text{by} \quad \phi_1(\mathbf{x}) = x_{11} + x_{12} + x_{21} + x_{22} + x_{31} + x_{32},$$

and

$$\phi_2 : \mathbb{R}^6 \rightarrow \mathbb{R} \quad \text{by} \quad \phi_2(\mathbf{x}) = x_{11} \cdot x_{12} + x_{21} \cdot x_{22} + x_{31} \cdot x_{32}.$$

Following the same steps as above, we compute the corresponding PCRFS:

$$R_1 = 1.092, \quad R_2 = 1.091.$$

These values are again < 1.2 . Hence, these test results all provide some indication that the chain might have approximately converged after $n_* = 30$ iterations. If so, then this is somewhat quicker than the theoretical bound (163 iterations) derived in Section 2, suggesting that our bound is overly conservative. However, there is a clear benefit in having definitive, guaranteed (though conservative) theoretical bounds, rather than relying on convergence diagnostics which can sometimes be misleading (cf. [26, 10]).

5.2 One particle in \mathbb{R}^2

We next consider the model of Section 3, i.e. the Metropolis-Hastings algorithm with proposals uniform on B_x , for the unnormalised density (4) on \mathbb{R}^2 with one particle. For our over-dispersed starting distribution we take the uniform distribution on $[-10, 10]^2$. We draw $m = 10$ samples from it, as the starting states for 10 different chains, each run for $n = 600$ iterations.

Our goal is to see if the chain has converged after $n_* = 300$ iterations, i.e. if iterations $n_* + 1$ through n (i.e., 301 through 600) are approximately in stationarity. We then run our $m = 10$ different chains in parallel, each for $n = 600$ iterations, and investigate iterations $n_* + 1$ through n . For our test function, we begin with

$$\psi(x) : \mathbb{R}^2 \rightarrow \mathbb{R} \quad \text{by} \quad \psi(x) = \|x\|.$$

For this function, we calculate the between-chain variance B and the within-chain variance W as above, to obtain:

$$B = 60.5, \quad W = 2.048.$$

We then compute the corresponding pooled variance and PCRFS values to be:

$$\hat{V} = 2.283, \quad R = 1.115.$$

We again have $R < 1.2$, which provides some indication that the chain might have approximately converged $n_* = 300$ iterations.

To investigate further, we consider the two additional test functions

$$\phi_1 : \mathbb{R}^2 \rightarrow \mathbb{R} \quad \text{by} \quad \phi_1(x) = |x_1| + |x_2|,$$

and

$$\phi_2 : \mathbb{R}^2 \rightarrow \mathbb{R} \quad \text{by} \quad \phi_2(x) = \begin{cases} 1, & 0.5 \leq \|x\| < 1.5 \\ 0, & \text{otherwise} \end{cases}$$

For these test functions, we compute the corresponding PCTF values to be

$$R_1 = 1.115, \text{ and } R_2 = 1.061.$$

These values are all < 1.2 , so all of these test results again provide some indication that the chain might have approximately converged after $n_* = 300$ iterations. Once again, this is much quicker than the overly-conservative theoretical bounds derived in Section 4 above. However, there is again potential benefit in having guaranteed theoretical bounds, rather than just suggestive convergence diagnostics.

6 Simulations – Total Variation Distance

For more direct comparison with our theoretical results, we now attempt to estimate the actual total variation distance between the stationary distribution and the simulated Markov chain distribution after different numbers of iterations. Recall [30, Proposition 3(b)] that one of the many equivalent definitions between two probability distributions $\nu_1(\cdot)$, $\nu_2(\cdot)$ is

$$\|\nu_1(\cdot) - \nu_2(\cdot)\|_{TV} = \frac{1}{b-a} \sup_{f: \mathcal{X} \rightarrow [a,b]} \left| \int f d\nu_1 - \int f d\nu_2 \right|,$$

where $a < b$ are real numbers. We shall apply this definition with different choices of functional f to estimate the total variation distance to stationarity.

6.1 Three particles in a square

We first consider the model of Section 2, i.e. the componentwise Metropolis algorithm with uniform proposals and systematic scan for the unnormalised density (1) on $[0, 1]^6$ with $n = 3$ particles for some constants $c_1, c_2 > 0$. We apply different functionals to estimate the total variation distance. We begin with the functional

$$f : [0, 1]^6 \rightarrow [0, 3\sqrt{2}] \quad \text{by} \quad f(\mathbf{x}) = \sum_{i=1}^3 \sqrt{x_{i1}^2 + x_{i2}^2}.$$

For this functional f , we run our Markov chain 5000 separate times, each from the fixed initial state

$$\mathbf{x}_0 = (0.5, 0.5, 0.5, 0.5, 0.5, 0.5),$$

for 500 iterations each. We then estimate $\mathbf{E}[f(X_i)]$ by the average $\overline{f(X_i)}$ of the values of the functional after i iterations, averaged over the 5000 separate chains. Since we have proven that the total variation distance is less than 0.01 after 163 iterations, the averages after 500 iterations are good estimates of the stationary value, so we estimate using our simulations that

$$\mathbf{E}_\pi[f] \approx \overline{f(X_{500})} \approx 2.23959.$$

On the other hand, after $i = 30$ iterations, we estimate that

$$\mathbf{E}[f(X_{30})] \approx \overline{f(X_{30})} \approx 2.27200.$$

Then, since the range of f is $[0, 3\sqrt{2}]$, we can estimate the total variation distance (based on this one functional f) by

$$\frac{1}{3\sqrt{2}} \left| \mathbf{E}_\pi[f] - \overline{f(X_{30})} \right| \approx 0.007638 < 0.01.$$

This suggests that, based on the functional f at least, the chain has approximately converged after 30 iterations. Figure 2 shows the estimated total variation distance based on f over different numbers of iterations.

We also consider the following additional test functionals:

$$g : [0, 1]^6 \rightarrow [0, 1] \quad \text{by} \quad g(\mathbf{x}) = x_{11};$$

$$h : [0, 1]^6 \rightarrow [0, \sqrt{2}], \quad \text{by} \quad h(\mathbf{x}) = \|(x_{11}, x_{12}) - (x_{21}, x_{22})\|;$$

$$p : [0, 1]^6 \rightarrow [1, e^{\sqrt{2}}] \quad \text{by} \quad p(\mathbf{x}) = \exp(\|(x_{31}, x_{32})\|);$$

$$\ell : [0, 1]^6 \rightarrow [0, \sqrt{2}] \quad \text{by} \quad \ell(\mathbf{x}) = \max(\|(x_{11}, x_{12})\|, \|(x_{21}, x_{22})\|, \|(x_{31}, x_{32})\|).$$

The estimated total variation distances based on each of these four functionals, as a function of the number of Markov chain iterations, are displayed in Figure 3. These results again suggest that total variation distance is already below 0.01 after just 30 iterations (though they do not show this conclusively since the total variation distance requires a supremum over *all* functionals).

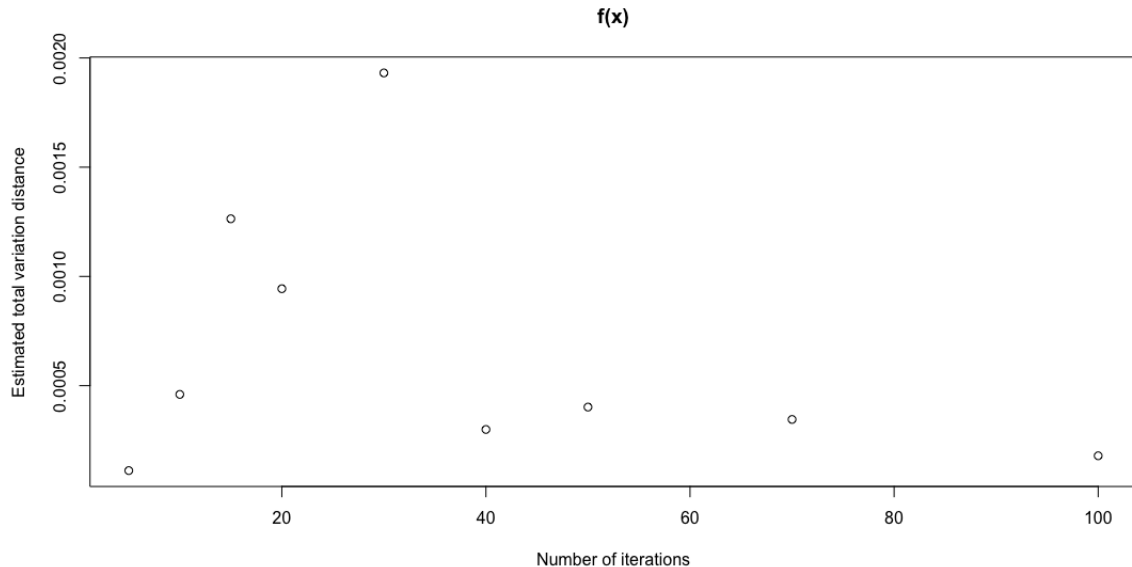


Figure 2: Estimated total variation distance based on the functional f , for the model of Sections 2 and 6.1, versus number of Markov chain iterations.

6.2 One particle in \mathbb{R}^2

We now consider the model of Section 3, i.e. a Metropolis-Hastings algorithm with proposals uniform on B_x , for the unnormalised density (4) on \mathbb{R}^2 with one particle. We again apply different functionals to estimate the total variation distance. We first let $f : \mathbb{R}^2 \rightarrow [0, 1]$ by $f(x) = \exp(-\|x\|)$. We compute by numerical integration that

$$\mathbf{E}_\pi[f] = \frac{\int_{\mathbb{R}^2} f(x) \pi(x) dx}{\int_{\mathbb{R}^2} \pi(x) dx} \approx \frac{0.486}{3.189} = 0.15240.$$

Similar to the previous section, we run 3000 separate chains each with initial state $x_0 = (1, 0)$, each for 300 iterations. We then compute the mean of $f(X_{300})$ over the 3000 chains, and use it to estimate the total variation distance after 300 iterations to be:

$$\left| E_\pi[f] - \overline{f(X_{300})} \right| \approx |0.15240 - 0.14978| = 0.00262 < 0.01.$$

This suggests that, based on the functional f at least, the chain has approximately converged after 300 iterations. Figure 4 shows the estimated total variation distance based on f over different numbers of iterations.

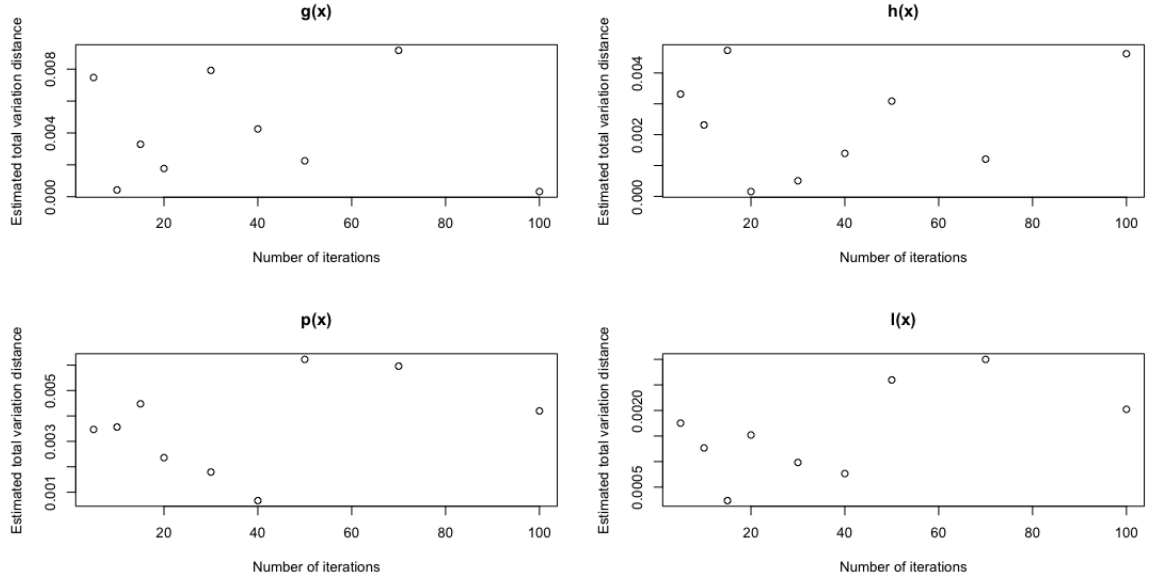


Figure 3: Estimated total variation distance based on the functionals g , h , p , and ℓ , for the model of Sections 2 and 6.1, versus the number of Markov chain iterations.

As before, we also consider some other test functionals. Let

$$g : \mathbb{R}^2 \rightarrow [0, 1] \quad \text{by} \quad g(x) = \frac{x_1^2}{\|x\|^2};$$

$$h : \mathbb{R}^2 \rightarrow [0, 1] \quad \text{by} \quad h(x) = \min\left\{1, \frac{1}{\|x\|}\right\};$$

$$p : \mathbb{R}^2 \rightarrow [0, 1] \quad \text{by} \quad p(x) = \min\{1, |x_1|\};$$

$$\ell : \mathbb{R}^2 \rightarrow [-1, 1] \quad \text{by} \quad \ell(x) = \sin(\|x\|).$$

As before, we can use each of these functionals to estimate the total variation distance to stationarity after different numbers of iterations, as shown in Figure 5. The plots suggest that total variation distance according to each of these functionals is below 0.01 after 300 iterations.

In summary, both MCMC convergence diagnostic tools and total variation distance estimation suggest that the chains of Section 2 and Section 3 both converge significantly more quickly than the theoretical upper bounds

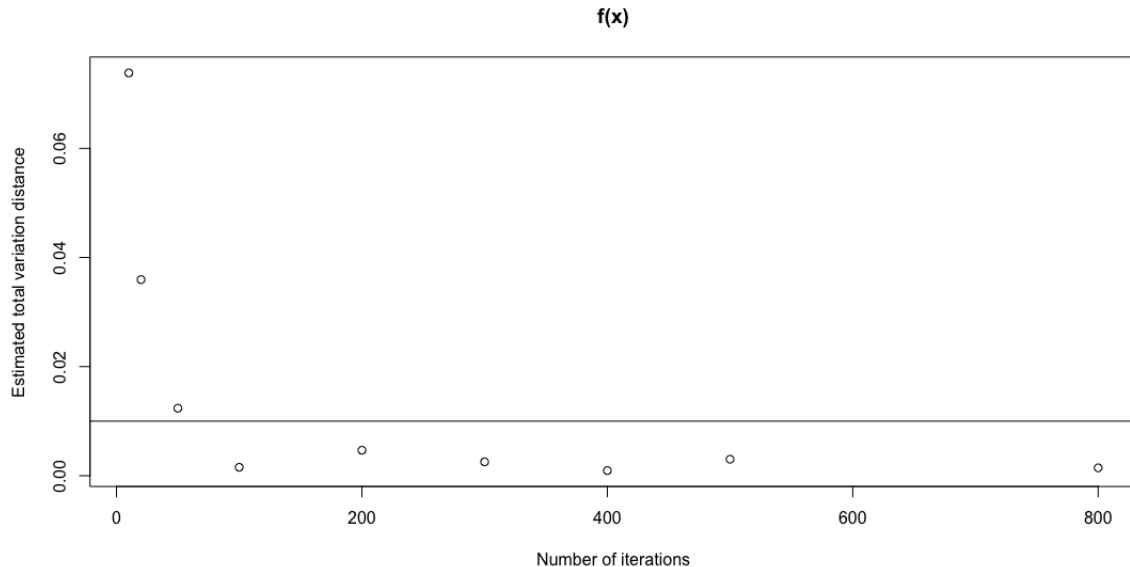


Figure 4: Estimated total variation distance based on the functional f , for the model of Sections 3 and 6.2, versus number of Markov chain iterations.

derived in Sections 2 and 4. This is not surprising, since theoretical convergence bounds tend to be very conservative. However, as discussed above, there is benefit in having guaranteed theoretical convergence bounds rather than just suggestive computer simulations which might not accurately measure the chain’s true convergence.

7 Theorem Proofs

In this section, we prove all of the previously-stated results.

7.1 Proof of Theorem 1

Let

$$\mathcal{X}' = \{(x_1, x_2, x_3) \in \mathcal{X} : \forall 1 \leq i < j \leq 3, \|x_i - x_j\| \geq 1/4\}.$$

(The value “1/4” is used so that \mathcal{X}' still includes most of the mass of \mathcal{X} , but avoids states where two particles are very close thus making $\|x_i - x_j\|^{-1}$ extremely large.) Since \mathcal{X}' is compact, and $\pi(\cdot)$ is continuous and positive

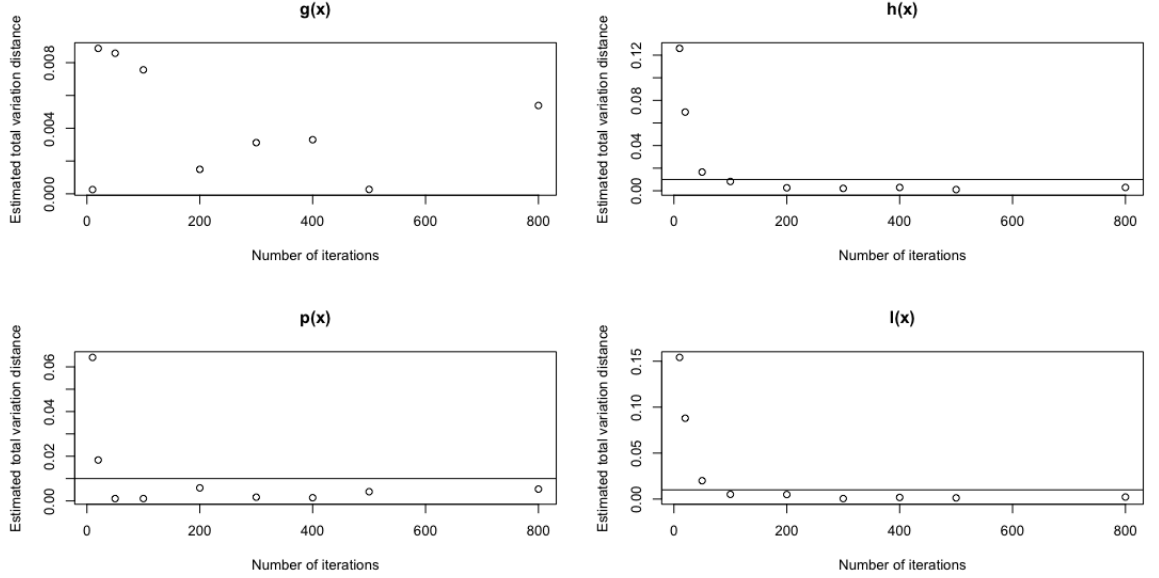


Figure 5: Estimated total variation distance based on the functionals g , h , p , and ℓ , for the model of Sections 3 and 6.2, versus number of Markov chain iterations.

on \mathcal{X}' , therefore π must achieve its minimum ratio $m := \min_{\mathbf{x}, \mathbf{y} \in \mathcal{X}'} \frac{\pi(\mathbf{y})}{\pi(\mathbf{x})} > 0$ on \mathcal{X}' . Then for any $\mathbf{x} = (x_1, x_2, x_3) \in [0, 1]^6$ and measurable $A \subseteq \mathcal{X}$,

$$\begin{aligned}
P(\mathbf{x}, A) &= \int_A P(\mathbf{x}, d\mathbf{y}) \\
&\geq \int_A P_1((x_1, x_2, x_3), dy_1) P_2((y_1, x_2, x_3), dy_2) P_3((y_1, y_2, x_3), dy_3) \\
&\geq \int_{A \cap \mathcal{X}'} \min \left[1, \frac{\pi(y_1, x_2, x_3)}{\pi(x_1, x_2, x_3)} \right] \min \left[1, \frac{\pi(y_1, y_2, x_3)}{\pi(y_1, x_2, x_3)} \right] \min \left[1, \frac{\pi(y_1, y_2, y_3)}{\pi(y_1, y_2, x_3)} \right] dy,
\end{aligned}$$

where $P_1((x_1, x_2, x_3), B) = P((x_1, x_2, x_3), B \times \{x_2\} \times \{x_3\})$ for any measurable $B \subset [0, 1]^2$ (and similarly for P_2 and P_3). Denote the three acceptance probabilities by α_1 , α_2 , α_3 respectively.

If $\alpha_1 = 1$, then $\alpha_1 \alpha_2 \alpha_3 = \alpha_2 \alpha_3 \geq m^2$. Similarly, if $\alpha_2 = 1$ or $\alpha_3 = 1$, then again $\alpha_1 \alpha_2 \alpha_3 \geq m^2$. On the other hand, if $\alpha_i < 1$ for $i = 1, 2, 3$, then $\alpha_1 \alpha_2 \alpha_3 = \frac{\pi(y_1, y_2, y_3)}{\pi(x_1, x_2, x_3)} \geq m \geq m^2$ (since $m \leq 1$). So

$$P(x, A) \geq \int_{A \cap \mathcal{X}'} m^2 dx = m^2 \text{Leb}(A \cap \mathcal{X}'),$$

where Leb is Lebesgue measure on \mathbb{R}^2 . It follows that our algorithm satisfies a uniform minorization condition, with $\epsilon = m^2 \text{Leb}(\mathcal{X}')$ and $Q(A) = \frac{\text{Leb}(A \cap \mathcal{X}')}{\text{Leb}(\mathcal{X}'})$. Hence, by Proposition 1, this chain is uniformly ergodic.

To obtain a quantitative bound, we need to compute m^2 and $\text{Leb}(\mathcal{X}')$. For any $\mathbf{x} \in \mathcal{X}'$, we must have $0 \leq |x_i| \leq \sqrt{2}$ and $1/4 \leq |x_i - x_j| \leq \sqrt{2}$, thus

$$0 \leq \sum_i |x_i| \leq 3\sqrt{2}, \text{ and } \frac{3}{\sqrt{2}} \leq \sum_{i < j} |x_i - x_j|^{-1} \leq 12.$$

Then

$$m = \frac{\min_{\mathcal{X}'} \pi(\cdot)}{\max_{\mathcal{X}'} \pi(\cdot)} \geq \frac{e^{-c_1(3\sqrt{2}) - c_2(12)}}{e^{-c_1(0) - c_2(3/\sqrt{2})}} = e^{-c_1(3\sqrt{2}) - c_2(12 - 3/\sqrt{2})}.$$

Thus

$$m^2 \geq \left(e^{-c_1(3\sqrt{2}) - c_2(12 - 3/\sqrt{2})} \right)^2 \geq e^{-c_1(8.49) - c_2(19.76)}.$$

Lastly we need to compute $\text{Leb}(\mathcal{X}')$. To make $(x_1, x_2, x_3) \in \mathcal{X}'$, we can choose any $x_1 \in [0, 1]^2$ (with area 1), then any $x_2 \in [0, 1]^2 \setminus B(x_1, 1/4)$ (with area $\geq 1 - 3.14(1/4)^2$), then any $x_3 \in [0, 1]^2 \setminus (B(x_1, 1/4) \cup B(x_2, 1/4))$ (with area $\geq 1 - 3.14(1/4)^2 - 3.14(1/4)^2$). Hence

$$\text{Leb}(\mathcal{X}') \geq (1) \left(1 - \frac{\pi}{16}\right) \left(1 - \frac{\pi}{8}\right) \geq 0.48.$$

Therefore

$$\epsilon = m^2 \text{Leb}(\mathcal{X}') \geq (0.48) e^{-c_1(8.49) - c_2(19.76)}. \quad \square$$

7.2 Proof of Theorem 2 (a)

Recall that

$$\alpha(x, y) = \min \left\{ 1, \frac{e^{H(x)} r_x}{e^{H(y)} r_y} \right\} = \min \left\{ 1, \frac{f(r_x)}{f(r_y)} \right\},$$

where $f : \mathbb{R} \rightarrow \mathbb{R}$ by $f(x) = x e^{x + \frac{1}{x}}$. We then have

$$f'(x) = e^{x + \frac{1}{x}} + x \left(1 - \frac{1}{x^2}\right) e^{x + \frac{1}{x}} = \left(x - \frac{1}{x} + 1\right) e^{x + \frac{1}{x}},$$

so that

$$f'(x) = 0 \iff x = \frac{-1 \pm \sqrt{5}}{2},$$

and hence $f(x)$ is decreasing on $(0, \frac{\sqrt{5}-1}{2})$ and increasing on $(\frac{\sqrt{5}-1}{2}, \infty)$.

Next, let

$$C_1 = \{x \in C : 1/4 \leq r_x \leq 2\},$$

$$C_2 = \{x \in C : 2 \leq r_x \leq 4\},$$

$$D = \{x \in \mathbb{R}^2, 2 \leq r_x \leq 9/4\},$$

$$E_1 = \{x \in \mathbb{R}^2, 1 \leq r_x \leq 5/4\},$$

and

$$E_2 = \{x \in \mathbb{R}^2, 3 \leq r_x \leq 13/4\}.$$

We shall show that $P^2(x, \cdot)$ has an overlap on D for all $x \in C$. In particular, we will consider the case when the x first jumps into E_1 and then enters D for $x \in C_1$ (similarly for E_2).

We know

$$\alpha(x, y) = \min \left\{ 1, \frac{f(r_x)}{f(r_y)} \right\},$$

and we have shown f takes its minimum at $\frac{\sqrt{5}-1}{2}$ and is increasing on $(\frac{\sqrt{5}-1}{2}, \infty)$. Therefore

$$m_1 := \min_{C_1 \times E_1} \alpha(x, y) = \frac{f(\frac{\sqrt{5}-1}{2})}{f(\frac{5}{4})} \geq 0.59, \quad m_2 := \min_{C_2 \times E_2} \alpha(x, y) = \frac{f(2)}{f(\frac{13}{4})} \geq 0.21,$$

$$m'_1 := \min_{E_1 \times D} \alpha(x, y) = \frac{f(1)}{f(\frac{9}{4})} \geq 0.22, \quad m'_2 := \min_{E_2 \times D} \alpha(x, y) = \min \left\{ \frac{f(3)}{f(\frac{9}{4})}, 1 \right\} = 1.$$

For any $x \in C_1$, $y \in D$, take $M_y = \{z \in \mathbb{R}^2, r_y - 1 \leq r_z \leq 5/4\} \subset E_1$. Then for any $z \in M_y$, $r_z \leq 5/4 \leq r_x + 1$ and $r_z \geq 2 - 1 = 1 \geq |r_x - 1|$. Thus $M_y \subset B_x$, and then

$$\begin{aligned} P^2(x, dy) &= \int_{B_x} P(x, dz)P(z, dy) \geq \int_{M_y} P(x, dz)P(z, dy) \\ &= \frac{1}{4\pi|x|} \left(\int_{M_y} \alpha(x, z)\alpha(z, y)q(y, z)dz \right) dy \\ &\geq \frac{1}{8\pi} \left(\int_{M_y} m_1 m'_1 \cdot \frac{1}{4\pi|z|} dz \right) dy \\ &= \frac{m_1 m'_1}{8\pi} \left(2\pi \int_{r_y-1}^{\frac{5}{4}} \frac{1}{4\pi} dr \right) dy \\ &= \frac{m_2 m'_2}{16\pi} \left(\frac{9}{4} - r_y \right) dy \geq \frac{0.13}{16\pi} \left(\frac{9}{4} - r_y \right) dy. \end{aligned}$$

For any $x \in C_2$, $y \in D$, take $N_y = \{z \in \mathbb{R}^2, 3 \leq r_z \leq r_y + 1\} \subset E_2$. Similarly we have

$$\begin{aligned}
P^2(x, dy) &= \int_{B_x} P(x, dz)P(z, dy) \geq \int_{M_y} P(x, dz)P(z, dy) \\
&= \frac{1}{4\pi|x|} \left(\int_{M_y} \alpha(x, z)\alpha(z, y)q(y, z)dz \right) dy \\
&\geq \frac{1}{16\pi} \left(\int_{M_y} m_2 m'_2 \cdot \frac{1}{4\pi|z|} dz \right) dy \\
&= \frac{m_1 m'_1}{32\pi} (r_y - 2) dy \geq \frac{0.1}{16\pi} (r_y - 2) dy.
\end{aligned}$$

Then

$$P^2(x, dy) \geq 1_D \frac{1}{16\pi} \min \left\{ 0.13 \left(\frac{9}{4} - \|y\| \right), 0.1 (\|y\| - 2) \right\} dy,$$

where the size $\epsilon \geq 3.5 * 10^{-5}$. □

7.3 Proof of Theorem 2 (b)

Since H and V only depend on r_x , we will regard them as functions of $r_x \in \mathbb{R}$ throughout this proof. We consider three different cases.

Case 1: $r_x > 4$.

Then $r_y > 4 - 1 > \frac{\sqrt{5}-1}{2}$ for any $y \in B_x$. So f is increasing on $(r_x - 1, r_x + 1)$. For any $y \in B_x$, we have $\alpha(x, y) = 1$ if and only if $r_y \leq r_x$. Let $A_x = B(0, r_x) \setminus B(0, r_x - 1)$ (the inner part of the annulus). Then

$$\begin{aligned}
PV(x) &= \int_{\mathbb{R}^2} V(y)P(x, dy) \\
&= \frac{1}{4\pi r_x} \left(\int_{A_x} V(y)dy + \int_{B_x \setminus A_x} V(y) \frac{f(r_x)}{f(r_y)} + \int_{B_x \setminus A_x} V(x) \left(1 - \frac{f(r_x)}{f(r_y)} \right) dy \right) \\
&= \frac{1}{4\pi r_x} \left(\int_{A_x} V(y)dy + \int_{B_x \setminus A_x} \left(V(x) + (V(y) - V(x)) \frac{f(r_x)}{f(r_y)} \right) dy \right).
\end{aligned}$$

Let

$$\begin{aligned}
I(x, y) &= V(x) + (V(y) - V(x)) \frac{f(r_x)}{f(r_y)} = V(x) \left(1 + \left(\frac{V(y)}{V(x)} - 1 \right) \frac{f(r_x)}{f(r_y)} \right) \\
&= V(x) \left(1 + \left(e^{\frac{1}{2}(H(y)-H(x))} - 1 \right) \frac{e^{H(x)r_x}}{e^{H(y)r_y}} \right).
\end{aligned}$$

Let $u = H(y) - H(x)$, and set

$$I(x, y) = V(x)(1 + (e^{\frac{1}{2}u} - 1)e^{-u}\frac{r_x}{r_y}).$$

Then

$$\begin{aligned} \int_{B_x \setminus A_x} I(x, y) dy &= V(x) \left(\int_{B_x \setminus A_x} dy + \int_{B_x \setminus A_x} (e^{\frac{1}{2}u} - 1)e^{-u}\frac{r_x}{r_y} dy \right) \\ &= V(x)(\text{vol}(B_x \setminus A_x) + r_x \int_{B_x \setminus A_x} (e^{-\frac{1}{2}u} - e^{-u})\frac{1}{r_y} dy). \end{aligned}$$

Since u is a function of r_y (i.e. u only depends on the magnitude of y),

$$\int_{B_x \setminus A_x} (e^{-\frac{1}{2}u} - e^{-u})\frac{1}{r_y} dy = \int_0^{2\pi} \int_{r_x}^{r_x+1} (e^{-\frac{1}{2}u} - e^{-u})\frac{1}{r} r dr d\theta = 2\pi \int_{r_x}^{r_x+1} (e^{-\frac{1}{2}u} - e^{-u}) dr.$$

Since $r_x \leq r_y \leq r_x + 1$, $u = H(y) - H(x) = r_y - r_x + \frac{1}{r_y} - \frac{1}{r_x} \leq r_y - r_x \leq 1$.

Note that $(e^{-\frac{1}{2}u} - e^{-u})$ is increasing for $u \in (0, 1)$. So

$$\begin{aligned} \int_{r_x}^{r_x+1} (e^{-\frac{1}{2}u} - e^{-u}) dr &\leq \int_{r_x}^{r_x+1} (e^{-\frac{1}{2}(r-r_x)} - e^{-(r-r_x)}) dr \\ &= \int_0^1 (e^{-\frac{1}{2}t} - e^{-t}) dt = 1 + e^{-1} - 2e^{-\frac{1}{2}}. \end{aligned}$$

Denote $(1 + e^{-1} - 2e^{-\frac{1}{2}})$ by m_1 . Then

$$\int_{B_x \setminus A_x} I(x, y) dy \leq V(x)(\text{vol}(B_x \setminus A_x) + 2\pi m_1 r_x) = 2\pi V(x)(r_x + \frac{1}{2} + m_1 r_x).$$

(since $\text{vol}(B_x \setminus A_x) = \pi(r_x + 1)^2 - \pi r_x^2 = \pi(2r_x + 1)$). Now consider the other part.

$$\int_{A_x} V(y) dy = 2\pi \int_{r_x-1}^{r_x} e^{\frac{1}{2}(r+\frac{1}{r})} r dr = 2\pi V(x) \int_{r_x-1}^{r_x} e^{\frac{1}{2}(r-r_x+\frac{1}{r}-\frac{1}{r_x})} r dr.$$

Note

$$r - r_x + \frac{1}{r} - \frac{1}{r_x} = r - r_x + \frac{r_x - r}{rr_x} \leq r - r_x + \frac{r_x - r}{12} = \frac{11}{12}(r - r_x).$$

(the inequality follows from the fact that $rr_x \geq (r_x - 1)r_x \geq (4 - 1)4 = 12$).

So

$$\begin{aligned} \int_{A_x} V(y)dy &\leq 2\pi V(x) \int_{r_x-1}^{r_x} e^{\frac{11}{24}(r-r_x)} r dr = 2\pi V(x) \int_{-1}^0 e^{\frac{11}{24}t} (t + r_x) dt \\ &= 2\pi V(x) \left(\int_{-1}^0 t e^{\frac{11}{24}t} dt + r_x \int_{-1}^0 e^{\frac{11}{24}t} dt \right) = 2\pi V(x) \left(\frac{840e^{-\frac{11}{24}} - 576}{121} + \frac{24(1 - e^{-\frac{11}{24}})}{11} r_x \right). \end{aligned}$$

Denote this by $2\pi V(x)(m_2 r_x + m_3)$. Then

$$\begin{aligned} PV(x) &\leq \frac{1}{4\pi r_x} (2\pi V(x)(r_x + \frac{1}{2} + m_1 r_x) + 2\pi V(x)(m_2 r_x + m_3)) \\ &= \frac{V(x)}{2} \left(1 + \frac{1}{2r_x} + m_1 + m_2 + \frac{m_3}{r_x} \right) \\ &\leq \frac{1}{2} \left(1 + \frac{1}{8} + m_1 + m_2 + \frac{m_3}{4} \right) V(x) \quad (\text{as } r_x > 4) \\ &< 0.995V(x). \end{aligned}$$

Case 2: $r_x < 1/4$.

In this case $|r_x - 1| = 1 - r_x > 1 - 1/4 = 3/4$, and $(r_x + 1) < 1/4 + 1 = 5/4$. So $B_x \subset (B(0, \frac{5}{4}) \setminus B(0, \frac{3}{4}))$. Note

$$\max_{y \in B_x} H(y) \leq \max\{H(\frac{3}{4}), H(\frac{5}{4})\} = \max\{\frac{3}{4} + \frac{4}{3}, \frac{4}{5} + \frac{5}{4}\} = \frac{25}{12}.$$

And

$$H(x) \geq \frac{1}{4} + 4 = \frac{17}{4}.$$

So for any $y \in B_x$,

$$V(y)/V(x) = e^{\frac{1}{2}(H(y)-H(x))} \leq e^{\frac{1}{2}(\frac{25}{12}-\frac{17}{4})} = e^{-\frac{13}{12}}.$$

Then we will show the acceptance rate is always 1. Recall

$$\alpha(x, y) = \min\left\{1, \frac{\pi_u(y)q(y, x)}{\pi_u(x)q(x, y)}\right\} = \min\left\{1, \frac{f(r_x)}{f(r_y)}\right\}.$$

We showed $f(x)$ is decreasing on $(0, \frac{\sqrt{5}-1}{2})$ and is increasing on $(\frac{\sqrt{5}-1}{2}, \infty)$.

Since $\frac{1}{4} < \frac{\sqrt{5}-1}{2} < \frac{3}{4}$, we have

$$f(r_x) \geq f\left(\frac{1}{4}\right) = \frac{1}{4}e^{\frac{17}{4}}, \quad f(r_y) \leq f\left(\frac{5}{4}\right) = \frac{5}{4}e^{\frac{41}{20}}.$$

So

$$\frac{f(r_x)}{f(r_y)} \geq \frac{\frac{1}{4}e^{\frac{17}{4}}}{\frac{5}{4}e^{\frac{41}{20}}} > \frac{e^2}{5} > 1, \quad y \in B_x.$$

Therefore

$$PV(x) = \int_{B_x} q(x, y)V(y)dy \leq \int_{B_x} q(x, y)e^{-\frac{13}{12}}V(x)dy = e^{-\frac{13}{12}}V(x) < 0.995V(x).$$

Case 3: $r_x \in [1/4, 4]$ (i.e., $x \in C$).

Let $E = B(0, \frac{1}{4})$. Note $r_y \leq 5$ for all $y \in B_x$. If $y \notin E$ is proposed, since $1/4 \leq r_y \leq 5$ and $V(1/4) = V(4) \leq V(5)$,

$$V(X_{n+1}) \leq \max\{V(x), V(5)\} \leq \max\{V(4), V(5)\} = e^{\frac{13}{5}}.$$

If $y \in E$ is proposed, first note this requires $|r_x - 1| < \frac{1}{4}$. So $r_x \in [\frac{3}{4}, \frac{5}{4}]$.

Then

$$f(r_x) \leq f(\frac{5}{4}) = \frac{5}{4}e^{\frac{41}{20}}, \quad f(r_y) \geq f(\frac{1}{4}) = \frac{1}{4}e^{\frac{17}{4}}.$$

So

$$\frac{f(r_x)}{f(r_y)} \leq \frac{\frac{5}{4}e^{\frac{41}{20}}}{\frac{1}{4}e^{\frac{17}{4}}} < 1, \quad y \in E.$$

This implies

$$\alpha(x, y) = \frac{f(r_x)}{f(r_y)} < 1, \quad y \in E \cap B_x.$$

Note

$$PV(x) = \int_{B_x \cap E} V(y)P(x, dy) + \int_{B_x \setminus E} V(y)P(x, dy).$$

Clearly if $r_x \notin [\frac{3}{4}, \frac{5}{4}]$ (i.e. $B_x \cap E = \emptyset$), then $PV(x) \leq V(5) = e^{\frac{13}{5}} = e^{2.6} < e^{2.7}$. Otherwise

$$\begin{aligned} PV(x) &\leq \int_{B_x \cap E} q(x, y) \frac{f(r_x)}{f(r_y)} V(y) dy + \int_{B_x \setminus E} V(5) P(x, dy) \\ &= \frac{f(r_x)}{4\pi r_x} \int_{B_x \cap E} \frac{e^{\frac{1}{2}H(y)}}{e^{H(y)} r_y} dy + V(5) \\ &\leq \frac{f(r_x)}{4\pi r_x} 2\pi \int_0^{\frac{1}{4}} e^{-\frac{1}{2}(r+\frac{1}{r})} dr + V(5) \\ &< \frac{e^{(r_x+\frac{1}{r_x})} 0.001}{2} + V(5) \\ &\leq \frac{e^{4+\frac{1}{4}}}{2000} + V(5) < e^{2.7}. \end{aligned}$$

Therefore

$$PV(x) \leq e^{2.7}, \quad x \in C.$$

On the other hand, we always have $V(x) = e^{\frac{1}{2}H(x)} \geq e^{\frac{1}{2}(1+\frac{1}{4})} = e$. So, for $x \in C$,

$$PV(x) \leq e^{2.7} \leq 0.995V(x) + (e^{2.7} - 0.995)\mathbf{1}_C. \quad \square$$

7.4 Proof of Theorem 3

It was shown in [4, 2] that if two copies $\{X_k\}_{k=0}^\infty$ and $\{X'_k\}_{k=0}^\infty$ of a time-inhomogeneous Markov chain have shift-coupling times T and T' , then the total variation distance between the ergodic averages of their distributions can be bounded as:

$$\left\| \frac{1}{n} \sum_{k=1}^n \mathbf{P}(X_k \in \cdot) - \frac{1}{n} \sum_{k=1}^n \mathbf{P}(X'_k \in \cdot) \right\| \leq \frac{1}{n} \mathbf{E} \left[\min(\max(T, T'), n) \right]. \quad (5)$$

Thus, Theorem 3 will follow by constructing copies $\{X_k\}$ and $\{X'_k\}$, with the latter in stationarity, in such a way that we can bound these shift-coupling tail probabilities. To do this, we generalize the construction of $\{X_k\}$ and $\{X'_k\}$ from Section 3 of [29] to the case $n_0 > 1$.

Specifically, we proceed as follows. We begin by choosing $X_0 \sim \nu$ and $X'_0 \sim \pi$ independently, and also generate an independent random variable $W \sim Q(\cdot)$. Then, whenever $V(X_n) \leq d$, we flip an independent coin with probability of heads equal to ϵ . If the coin comes up heads, we set $X_{n+n_0} = W$ and $T = n + n_0$. If the coin comes up tails, we instead generate $X_{n+n_0} \sim \frac{1}{1-\epsilon}(P(X_n, \cdot) - \epsilon Q(\cdot))$, i.e. from the *residual* distribution. For completeness we then also “fill in” the values $X_{n+1}, \dots, X_{n+n_0-1}$ by conditional probability, according to the Markov chain transition probabilities conditional on the already-constructed values of X_n and X_{n+n_0} . If instead $V(X_n) > d$, then we simply choose $X_{n+1} \sim P(X_n, \cdot)$ as usual. We continue this way until time T , i.e. until we get heads and set $X_T = W$.

We construct $\{X'_n\}$ and T' similarly, by flipping an independent ϵ -coin whenever $V(X'_n) \leq d$, and setting either $X'_{n+n_0} = W$ or $X'_{n+n_0} \sim \frac{1}{1-\epsilon}(P(X'_n, \cdot) - \epsilon Q(\cdot))$ (and again we “fill in” $X'_{n+1}, \dots, X'_{n+n_0-1}$ by conditional probability), up until the first head upon which we set $X'_{n+n_0} = W$ and $T' = n + n_0$.

This construction guarantees that $X_T = X'_{T'} = W \sim Q(\cdot)$. We then continue the two chains identically from W onwards, by choosing $X_{T+n} = X'_{T'+n} \sim P(X_{T+n-1}, \cdot)$ for $n = 1, 2, 3, \dots$. Our construction ensures that each of $\{X_n\}$ and $\{X'_n\}$ each marginally follow the transition probabilities $P(\cdot, \cdot)$, and also that $X_{T+n} = X'_{T'+n}$ for $n = 0, 1, 2, \dots$.

Now, combining the inequality (5) with the assumption that $P(X'_k \in \cdot) = \pi(\cdot)$ and the standard fact (see e.g. Proposition A.2.1 of [34]) that $\mathbf{E}(Z) = \sum_{k=1}^{\infty} \mathbf{P}(Z \geq k)$ for any non-negative integer-valued random variable Z , and noting that $\mathbf{P}(\min[\max(T, T'), n] \geq k) \leq \mathbf{P}(\max(T, T') \geq k)$, yields the bound:

$$\left\| \frac{1}{n} \sum_{k=1}^n \mathbf{P}(X_k \in \cdot) - \pi(\cdot) \right\| \leq \frac{1}{n} \sum_{k=1}^{\infty} \mathbf{P}(\max(T, T') \geq k). \quad (6)$$

We now bound $\mathbf{P}(\max(T, T') \geq k)$ for any non-negative integer k . Let t_1, t_2, \dots be the times at which we flipped a coin for $\{X_n\}$, i.e. the times when $V(X_n) \leq d$ excluding the “fill in” times. Then, let

$$N_k = \max\{i : t_i \leq k\}$$

be the number coin flips up to time k . Since each coin-flip yields probability ϵ of reaching T after n_0 additional steps, we have for any integer $j \geq 1$ that $\mathbf{P}(T \geq k, N_{k-n_0} \geq j) \leq (1 - \epsilon)^j$. Hence,

$$\begin{aligned} \mathbf{P}(T \geq k) &= \mathbf{P}(T \geq k, N_{k-n_0} \geq j) + \mathbf{P}(T \geq k, N_{k-n_0} < j) \\ &\leq (1 - \epsilon)^j + \mathbf{P}(N_{k-n_0} < j). \end{aligned} \quad (7)$$

Then since $\lambda < 1$, we have by Markov's inequality that

$$\mathbf{P}(N_{k-n_0} < j) = \mathbf{P}(t_j > k - n_0) = \mathbf{P}\left(\lambda^{-t_j} > \lambda^{-k-n_0}\right) \leq \lambda^{k-n_0} \mathbf{E}[\lambda^{-t_j}].$$

To continue, let $\tau_1 = t_1$ and $\tau_i = t_i - t_{i-1}$ for $i \geq 2$. Then by Lemma 1 below,

$$\lambda^{k-n_0} \mathbf{E}[\lambda^{-t_j}] = \lambda^{k-n_0} \mathbf{E}\left[\lambda^{-(\tau_1 + \dots + \tau_j)}\right] \leq \lambda^k \mathbf{E}[V(X_0)] (\lambda^{-n_0} A)^{j-1}.$$

Hence, from (7),

$$\mathbf{P}(T \geq k) \leq (1 - \epsilon)^{[j]} + \lambda^{k-n_0(j-1)} A^{j-1} \mathbf{E}_\nu(V).$$

Similarly,

$$\mathbf{P}(T' \geq k) \leq (1 - \epsilon)^{[j]} + \lambda^{k-n_0(j-1)} A^{j-1} \mathbf{E}_\pi(V).$$

By Lemma 2 below, we have $\mathbf{E}_\pi(V) \leq \frac{b}{1-\lambda}$. Hence,

$$\mathbf{P}(\max(T, T') \geq k) \leq \mathbf{P}(T \geq k) + \mathbf{P}(T' \geq k)$$

$$\leq 2(1 - \epsilon)^{[j]} + \lambda^{k-n_0(j-1)} A^{j-1} \left(\mathbf{E}_\nu(V) + \frac{b}{1-\lambda} \right).$$

Finally, choosing $j = \lfloor rk + 1 \rfloor \geq rk$ and using (6),

$$\begin{aligned} & \left\| \frac{1}{n} \sum_{k=1}^n \mathbf{P}(X_k \in \cdot) - \pi(\cdot) \right\| \\ & \leq \frac{1}{n} \sum_{k=1}^{\infty} \left[2(1 - \epsilon)^{rk} + \lambda^{-n_0} (\lambda^{1-n_0r} A^r)^k \left(\mathbf{E}_\nu(V) + \frac{b}{1-\lambda} \right) \right]. \end{aligned}$$

Since $(1 - \epsilon)^r < 1$ and $\lambda^{(1-n_0r)} A^r < 1$, the right hand side is a geometric sum which is equal to the claimed bound. \square

The above proof requires two lemmas. The first is a bound on expected values using a non-increasing expectation property, i.e. a partial supermartingale argument (similar to Lemma 4 of [33]):

Lemma 1. In the above proof of Theorem 3,

- (a) $\mathbf{E}[\lambda^{-\tau_1}] \leq \mathbf{E}[V(X_0)]$, and
- (b) for $i \geq 2$, $\mathbf{E}[\lambda^{-\tau_i} | \tau_1, \dots, \tau_{i-1}] \leq \lambda^{-n_0} A$.

Proof. Let

$$g_i(k) = \begin{cases} \lambda^{-k} V(X_k), & k \leq t_i \\ 0, & k > t_i \end{cases}$$

For (a), we know that $X_k \notin C$ for any $k < t_1$, so the drift condition implies that $g_1(k)$ has non-increasing expectation as a function of k , and hence

$$\mathbf{E}[\lambda^{-\tau_1}] = \mathbf{E}[\lambda^{-t_1}] \leq \mathbf{E}[\lambda^{-t_1} V(X_{t_1})] = \mathbf{E}[g_1(t_1)] \leq \mathbf{E}[g_1(0)] = \mathbf{E}[V(X_0)].$$

For (b), for any $i \geq 2$ we know that $X_k \notin C$ if $t_{i-1} + n_0 \leq k < t_i$, so the drift condition implies that $g_i(k)$ has non-increasing expectation as a function of k for $k \geq t_{i-1} + n_0$. Hence,

$$\begin{aligned} \mathbf{E}[\lambda^{-\tau_i} | X_{t_{i-1}}] &= \mathbf{E}[\lambda^{-(t_i - t_{i-1})} | X_{t_{i-1}}] \\ &\leq \mathbf{E}[\lambda^{t_{i-1}} \lambda^{-t_i} V(X_{t_i}) | X_{t_{i-1}}] \\ &= \mathbf{E}[\lambda^{t_{i-1}} g_i(t_i) | X_{t_{i-1}}] \\ &\leq \mathbf{E}[\lambda^{t_{i-1}} g_i(t_{i-1} + n_0) | X_{t_{i-1}}] \\ &\leq \lambda^{-n_0} \mathbf{E}[V(t_{i-1} + n_0) | X_{t_{i-1}}] \\ &\leq \lambda^{-n_0} \sup_{x \in C} \mathbf{E}[V(X_1) | X_0 = x]. \end{aligned} \quad \square$$

We also require a lemma which bounds $\pi(V)$, i.e. $\mathbf{E}_\pi(V)$.

Lemma 2: Suppose a ϕ -irreducible Markov chain on a state space \mathcal{X} , with transition probabilities $P(\cdot, \cdot)$ and stationary distribution $\pi(\cdot)$, satisfies the drift condition (3) for some function V and subset C and constants $\lambda < 1$ and $b < \infty$. Then the expected value of V with respect to the distribution π satisfies the inequality $\mathbf{E}_\pi(V) \leq b/(1 - \lambda)$.

Proof. The drift condition (3) implies that our chain satisfies [28, Theorem 14.0.1, condition (iii)], with the choice $f(x) = (1 - \lambda)V(x)$. Then, [28, Theorem 14.0.1, condition (i)] implies that $\mathbf{E}_\pi(f) < \infty$, i.e. $\mathbf{E}_\pi[(1 - \lambda)V] < \infty$. (The result [28, Theorem 14.0.1] is actually stated assuming aperiodicity, but it still holds in the periodic case by passing to the lazy chain $\bar{P} = \frac{1}{2}(I + P)$, which is ϕ -irreducible and aperiodic, and has the same stationary distribution $\pi(\cdot)$, and satisfies the drift condition (3) with the constants $\bar{b} = b/2$ and $\bar{\lambda} = (1 + \lambda)/2$.) It follows that $\mathbf{E}_\pi(V) < \infty$.

On the other hand, (3) implies that $PV \leq \lambda V + b$. Since $\mathbf{E}_\pi(V) < \infty$ and $\pi P = \pi$, we can take expected values with respect to π of both sides of this inequality to conclude that $\mathbf{E}_\pi(V) \leq \lambda \mathbf{E}_\pi(V) + b$. Hence, $(1 - \lambda) \mathbf{E}_\pi(V) \leq b$, so $\mathbf{E}_\pi(V) \leq b/(1 - \lambda)$, as claimed. \square

Remark: Lemma 2 can also be derived from Theorem 14.3.7 of [28], with the choices $f(x) = (1 - \lambda)V(x)$, and $s(x) = b$, after verifying that the chain is positive recurrent using their Theorem 14.0.1.

7.5 Proof of Theorem 4

For any measurable subset S ,

$$\begin{aligned} |F_n(S) - \pi(S)| &= \left| \mathbf{E}[\text{fraction of time from 1 to } n \text{ that the chain is in } S] - \pi(S) \right| \\ &= \left| \mathbf{E} \left[\frac{1}{n} \sum_{k=1}^n \mathbf{1}_{X_k \in S} \right] - \pi(S) \right| = \left| \frac{1}{n} \sum_{k=1}^n \mathbf{P}(X_k \in S) - \pi(S) \right|. \end{aligned}$$

Thus

$$\sup_{S \subseteq \mathcal{X}} |F_n(S) - \pi(S)| = \sup_S \left| \frac{1}{n} \sum_{k=1}^n \mathbf{P}(X_k \in S) - \pi(S) \right| = \left\| \frac{1}{n} \sum_{k=1}^n \mathbf{P}(X_k \in \cdot) - \pi(\cdot) \right\|,$$

by definition of total variation distance. Also, by the triangle inequality,

$$\left\| \frac{1}{n} \sum_{k=1}^n \mathbf{P}(X_k \in \cdot) - \pi(\cdot) \right\| \leq \frac{1}{n} \sum_{k=1}^n \left\| \mathbf{P}(X_k \in \cdot) - \pi(\cdot) \right\|.$$

This completes the proof. □

Acknowledgements. We thank the editor and referee for very helpful suggestions which have led to many improvements of this paper.

References

- [1] B.J. Alder and T.E. Wainwright. Studies in molecular dynamics. I. General method. *The Journal of Chemical Physics*, 31(2):459–466, 1959.
- [2] D.J. Aldous and H. Thorisson. Shift-coupling. *Stochastic Processes and their Applications*, 44(1):1–14, 1993.
- [3] Christophe Andrieu, Nando De Freitas, Arnaud Doucet, and Michael I. Jordan. An introduction to mcmc for machine learning. *Machine learning*, 50(1):5–43, 2003.
- [4] S. Asmussen, P.W. Glynn, and H. Thorisson. Stationarity detection in the initial transient problem. *ACM Transactions on Modeling and Computer Simulation (TOMACS)*, 2(2):130–157, 1992.
- [5] A.A. Barker. Monte Carlo calculations of the radial distribution functions for a proton-electron plasma. *Australian Journal of Physics*, 18(2):119–134, 1965.
- [6] S. Brooks, A. Gelman, G. Jones, and X. L. Meng, editors. *Handbook of Markov chain Monte Carlo*. CRC press, 2011.
- [7] S.P. Brooks and A. Gelman. General methods for monitoring convergence of iterative simulations. *Journal of Computational and Graphical Statistics*, 7(4):434–455, 1996.
- [8] Harry Cohn. On the fluctuation of stochastically monotone Markov chains and some applications. *Journal of Applied Probability*, 20(1):178–184, 1983.
- [9] M.K. Cowles and B.P. Carlin. Markov Chain Monte Carlo Convergence Diagnostics: A Comparative Review. *Journal of the American Statistical Association*, 91:883–904, 1996.
- [10] M.K. Cowles, G.O. Roberts, and J.S. Rosenthal. Possible biases induced by MCMC convergence diagnostics. *Journal of Statistical Computation and Simulation*, 64:87–104, 1999.

- [11] D.J. Daley. Stochastically monotone Markov chains. *Zeitschrift für Wahrscheinlichkeitstheorie und Verwandte Gebiete*, 10(4):305–317, Dec 1968.
- [12] W. Doeblin. Exposé de la théorie des chaînes simples constantes de Markov à un nombre fini d'états. *Mathématique de l'Union Interbalkanique*, 2(77–105):78–80, 1938.
- [13] Alan E. Gelfand and Adrian F.M. Smith. Sampling-based approaches to calculating marginal densities. *Journal of the American statistical association*, 85(410):398–409, 1990.
- [14] Andrew Gelman and Donald B. Rubin. Inference from iterative simulation using multiple sequences. *Statistical Science*, 7(4):457–472, 1992.
- [15] Stuart Geman and Donald Geman. Stochastic relaxation, Gibbs distributions, and the Bayesian restoration of images. *IEEE Transactions on pattern analysis and machine intelligence*, 6(5–6):721–741, 1984.
- [16] C.J. Geyer. Practical Markov chain Monte Carlo. *Statistical science*, 7:473–483, 1992.
- [17] J. M. Hammersley. Stochastic models for the distribution of particles in space. *Advances in Applied Probability*, 4:47–68, 1972.
- [18] W.K. Hastings. Monte Carlo sampling methods using Markov chain Monte Carlo. *Biometrika*, 57:97–109, 1970.
- [19] Ajay Jasra and Pierre Del Moral. Sequential Monte Carlo methods for option pricing. *Stochastic analysis and applications*, 29(2):292–316, 2011.
- [20] Galin L. Jones and James P. Hobert. Sufficient Burn-in for Gibbs Samplers for a Hierarchical Random Effects Model. *The Annals of Statistics*, 32(2):784–817, 2004.
- [21] G.L. Jones and J.P. Hobert. Honest exploration of intractable probability distributions via Markov chain Monte Carlo. *Statist. Sci.*, 16(4):312–334, 2001.
- [22] Arthur G Korteweg. Markov chain Monte Carlo methods in corporate finance. *Available at SSRN 1964923*, 2011.
- [23] Werner Krauth. Event-chain Monte Carlo: foundations, applications, and prospects, arXiv 2102.07217, 2021.

- [24] T.M. Liggett. Random invariant measures for Markov chains, and independent particle systems. *Z. Wahrscheinlichkeitstheorie verw. Gebiete*, 45:297–313, 1978.
- [25] R.B. Lund, S.P. Meyn, and R.L. Tweedie. Computable exponential convergence rates for stochastically ordered Markov processes. *Ann. Appl. Probab.*, 6(1):218–237, 1996.
- [26] P. Matthews. A slowly mixing Markov chain with implications for Gibbs sampling. *Statistics and Probability Letters*, 17:231–236, 1993.
- [27] N. Metropolis, A.W. Rosenbluth, M.N. Rosenbluth, A.H. Teller, and E. Teller. Equation of state calculations by fast computing machines. *The Journal of Chemical Physics*, 21(6):1087–1092, 1953.
- [28] S.P. Meyn and R.L. Tweedie. *Markov Chains and Stochastic Stability*. Springer Science & Business Media, 2012.
- [29] G.O. Roberts and J.S. Rosenthal. Shift-coupling and convergence rates of ergodic averages. *Stochastic Models*, 13(1):147–165, 1997.
- [30] G.O. Roberts and J.S. Rosenthal. General state space Markov chains and MCMC algorithms. *Probability Surveys*, 1:20–71, 2004.
- [31] G.O. Roberts and R.L. Tweedie. Geometric convergence and central limit theorems for multidimensional hastings and metropolis algorithms. *Biometrika*, 83(1):95–110, 1996.
- [32] G.O. Roberts and R.L. Tweedie. Rates of convergence of stochastically monotone and continuous time Markov models. *Journal of Applied Probability*, 37(2):359–373, 2000.
- [33] J.S. Rosenthal. Minorization conditions and convergence rates for Markov chain Monte Carlo. *Journal of the American Statistical Association*, 90:558–566, 1995.
- [34] J.S. Rosenthal. *A First Look at Stochastic Processes*. World Scientific Publishing Co., 2019.
- [35] J.S. Rosenthal. Point process MCMC JavaScript simulation, 2020. Available at: probability.ca/pointproc.
- [36] Ruslan Salakhutdinov. Learning deep Boltzmann machines using adaptive MCMC. *ICML 2010 - Proceedings, 27th International Conference on Machine Learning*, pages 943–950, July 2010.

- [37] Sanjib Sharma. Markov chain Monte Carlo methods for bayesian data analysis in astronomy. *Annual Review of Astronomy and Astrophysics*, 55(1):213–259, 2017.
- [38] Joshua S. Speagle. A conceptual introduction to Markov chain Monte Carlo methods. arXiv 1909.12313, 2020.
- [39] Gloria I Valderrama-Bahamóndez and Holger Fröhlich. MCMC techniques for parameter estimation of ODE based models in systems biology. *Frontiers in Applied Mathematics and Statistics*, 5:55, 2019.
- [40] Chris Whidden and Frederick A Matsen IV. Quantifying MCMC exploration of phylogenetic tree space. *Systematic biology*, 64(3):472–491, 2015.