

The Stationary Points of the Hierarchical Three Body Problem

Bradley M. S. Hansen,^{1,2*} & Smadar Naoz^{1,2}

¹*Mani L. Bhaumik Institute for Theoretical Physics, Department of Physics and Astronomy, University of California, Los Angeles, CA, 90095, USA*

²*Department of Physics and Astronomy, University of California, Los Angeles, CA 90095, USA*

Accepted XXX. Received YYY; in original form ZZZ

ABSTRACT

We study the stationary points of the hierarchical three body problem in the planetary limit ($m_2, m_3 \ll m_1$) at both the quadrupole and octupole orders. We demonstrate that the extension to octupole order preserves the principal stationary points of the quadrupole solution in the limit of small outer eccentricity e_2 but that new families of stable fixed points occur in both prograde and retrograde cases. The most important new equilibria are those that branch off from the quadrupolar solutions and extend to large e_2 . The apsidal alignment of these families is a function of mass and inner planet eccentricity, and is determined by the relative directions of precession of ω_1 and ω_2 at the quadrupole level. These new equilibria are also the most resilient to the destabilizing effects of relativistic precession. We find additional equilibria that enable libration of the inner planet argument of pericentre in the limit of radial orbits and recover the non-linear analogue of the Laplace-Lagrange solutions in the coplanar limit. Finally, we show that the chaotic diffusion and orbital flips identified with the Eccentric Kozai Lidov mechanism and its variants can be understood in terms of the stationary points discussed here.

Key words: celestial mechanics – planets and satellites: dynamical evolution and stability – methods: analytical

1 INTRODUCTION

The application of the hierarchical three-body problem to planetary systems has received significant attention over the last decade, motivated by the possibility that planets discovered in short period orbits (Mayor & Queloz 1995; Dawson & Johnson 2018) may be the result of high eccentricities generated by special classes of solutions of the hierarchical problem (Innanen et al. 1997; Wu & Murray 2003; Fabrycky & Tremaine 2007; Wu et al. 2007; Veras & Ford 2010; Naoz et al. 2011, 2012, 2013a; Naoz 2016).

A related question is the source of the high eccentricities observed in exoplanet systems in general (Marcy et al. 1999, 2005; Udry & Santos 2007). Whatever the original mechanism for eccentricity excitation is, only a subset of planetary systems are expected to undergo the extreme eccentricity growth that would enable the tidal drag-down of planets to short periods. The remainder of the population is expected to remain in a configuration set in place by the original eccentricity excitation. In some cases, this may be reflected in mean motion resonances, but many systems will exhibit oscillations in eccentricity and inclination modulated by the secular interactions between the planetary orbits.

The exoplanetary systems are complex dynamical systems that can exhibit a range of phenomena, including apsidal and nodal circulation and libration and resonances between various periodicities in the system. One way to organise this information is to study the stationary points of the dynamical system and to classify the resulting equilibria in terms of their stability. Several studies have sought to understand how observed planetary systems fall

within the range of available equilibria (Michtchenko et al. 2006; Libert & Henrard 2006, 2007; Libert & Tsiganis 2009; Volpi et al. 2019). We wish to examine the full range of stationary points relevant to the hierarchical secular problem, over the full range of mass ratio and mutual inclinations, extending extant results such as those by Migaszewski & Goździewski (2009) (limited to mass ratios of order unity) and Migaszewski & Goździewski (2011) (limited to prograde mutual inclinations). Our goal is to better understand the relationship between observed systems and the dynamical pathways by which systems can evolve.

In § 2 we will review prior work on the stationary points of the hierarchical problem at quadrupolar order, and in § 3 we will extend this to the Octupolar order. We will examine the effect of corrections due to relativistic precession in § 4 and classify the stability of the identified stationary points in § 5. In § 6 we will frame several well-known features of the dynamics in terms of the identified stationary points and summarise the conclusions in § 7.

2 QUADRUPOLAR FIXED POINTS

In order to establish our framework, we review here the stationary points of the hierarchical three body problem as described by the Hamiltonian expanded to quadrupole order in $\alpha_{12} = a_1/a_2$, the ratio of the semi-major axes of the inner and outer planets (Kozai 1962; Harrington 1968; Lidov & Ziglin 1976; Ferrer & Osacar 1994). Adopting the formulation from Naoz (2016), the equations of motion for the inner planet eccentricity, e_1 , and the inner argument of

* E-mail: hansen@astro.ucla.edu

perihelion, ω_1 are

$$\begin{aligned} \dot{e}_1 &= 30C\sqrt{1-e_1^2}(1-\theta^2)e_1\sin 2\omega_1 \\ \dot{\omega}_1 &= \frac{6C}{\sqrt{1-e_1^2}} \left[4\theta^2 + (1-\theta^2-e_1^2)(5\cos 2\omega_1 - 1) \right. \\ &\quad \left. + \mu_{12}\alpha_{12}^{1/2} \frac{\sqrt{1-e_1^2}}{\sqrt{1-e_2^2}} \theta (2+3e_1^2-5e_1^2\cos 2\omega_1) \right] \end{aligned} \quad (1)$$

where C is a constant that depends on the masses and semi-major axes and $\theta = \cos i_{\text{tot}}$, where i_{tot} is the relative inclination of the inner and outer orbital planes. The constant $\mu_{12} = m_1/m_2$ is the mass ratio between the inner and outer planet. This is the limiting expression in the planetary case, where m_1 and m_2 are much less massive than the central body m_0 . In the more general case, μ_{12} contains a prefactor $m_0(m_0+m_1+m_2)^{1/2}/(m_0+m_1)^{3/2}$.

The stationary points of the problem are found by solving for $\dot{e}_1 = 0$ and $\dot{\omega}_1 = 0$ simultaneously. The fact that the argument of periastron of the outer planet $-\omega_2^-$ does not appear here (the ‘happy coincidence’ of Lidov & Ziglin (1976)) means that these two criteria are sufficient. A finite value of e_2 will not affect the dynamics but can parameterise the solutions.

Examination of equation (1) establishes several possible branches of solution. The most obvious are for $\omega_1 = 0$ (we will call this case Q_1) and $\omega_1 = \pi/2$ (we will call this case Q_2). However, there are also a set of limiting cases that may also apply. This equation is also satisfied in the case of circular ($e_1 = 0$ – case Q_C), radial ($e_1 = 1$ – case Q_R) or coplanar ($\theta = \pm 1$ – case $Q_{||}$). Let us discuss each in turn (Table 1 presents a summary).

2.1 Case Q_1 : $\omega_1 = 0$

By setting $\omega_1 = 0$ in equation (2), the condition for a stationary point is

$$\theta = -\frac{2}{\mu_{12}\alpha_{12}^{1/2}} \frac{\sqrt{1-e_2^2}}{\sqrt{1-e_1^2}}. \quad (3)$$

We see that this family of stationary points only applies for retrograde orbits ($\theta < 0$ always) and only for large enough mass ratios, since $\theta > -1$ implies $\mu_{12}\alpha_{12}^{1/2} > 2$ for $e_1 = e_2 = 0$, which is when the family of stationary points first manifests itself.

2.2 Case Q_2 : $\omega_1 = \pi/2$

In this case, setting $\dot{\omega}_1 = 0$ yields a quadratic solution for θ in terms of e_1 .

$$\theta = \frac{\mu_{12}\alpha_{12}^{1/2}}{10}(1+4e_1^2) \frac{\sqrt{1-e_1^2}}{\sqrt{1-e_2^2}} \left[-1 \mp \left(1 + \frac{60(1-e_2^2)}{\mu_{12}^2\alpha_{12}(1+4e_1^2)^2} \right)^{1/2} \right]. \quad (4)$$

This condition defines the stationary point corresponding to the well-known Kozai-Lidov librations (Kozai 1962; Lidov 1962). The low mass ($\mu_{12} \rightarrow 0$) limit asymptotes to the solution from the original (inner test particle) formulation by Kozai & Lidov,

$$\theta = \pm \sqrt{\frac{3}{5}} (1-e_1^2)^{1/2}. \quad (5)$$

Table 1. Classification of the Quadrupolar Stationary Points.

Name	Orbit	$\mu_{12}\alpha_{12}^{1/2}/\sqrt{1-e_2^2}$	Comments
Q_1	Retrograde	> 2	Saddle Point
Q_2^+	Prograde	all	Fixed Point
Q_2^-	Retrograde	all	Fixed Point
Q_C	Both	all	Saddle Point
Q_R	Polar	all	Saddle Point
$Q_{ }$	Retrograde	> 1.8	Saddle Point

In the opposite limit of large μ_{12} , this family of stationary points becomes asymmetric and the prograde and retrograde branches have different asymptotes, namely

$$\theta \sim \frac{3}{\mu_{12}\alpha_{12}^{1/2}} \frac{\sqrt{1-e_1^2}}{1+4e_1^2} (1-e_2^2) \quad (\text{prograde}), \quad (6)$$

which tends to polar orbits (regardless of e_1) in the limit of an outer test particle (Ziglin 1975), and

$$\theta \sim -\frac{1}{5}\mu_{12}\alpha_{12}^{1/2}(1+4e_1^2) \frac{\sqrt{1-e_1^2}}{\sqrt{1-e_2^2}} \quad (\text{retrograde}), \quad (7)$$

which becomes unphysical (because μ_{12} is large) unless e_1 is close enough to radial. Thus, the retrograde stationary points only exist for almost radial orbits in the large mass ratio limit.

Given this asymmetry at high mass ratios, we will adopt separate labels for the prograde (Q_2^+) and retrograde (Q_2^-) parts of the stationary point family.

2.3 Case Q_C : $e_1 = 0$

An alternative path to satisfy $\dot{e}_1 = 0$ is to set $e_1 = 0$ in equation (1). In this case, it does not impose a condition on ω_1 , as in the previous two sections. Instead, we must constrain ω_1 by setting equation (2) to zero, which yields

$$\cos 2\omega_1 = \frac{1}{5} \left[1 - \frac{2\theta}{1-\theta^2} \left(2\theta + \frac{\mu_{12}\alpha_{12}^{1/2}}{\sqrt{1-e_2^2}} \right) \right]. \quad (8)$$

We will discuss the meaning of this equation in § 2.7, but it is worth noting here that setting $\cos 2\omega_1 = 1$ yields the same equation as the circular limit of equation (3), and setting $\cos 2\omega_1 = -1$ yields the same equation as the circular limit of equation (4).

2.4 Case Q_R : $e_1 = 1$

To satisfy $\dot{\omega}_1 = 0$ for $e_1 = 1$ we require both $\theta = 0$ and $\omega_1 = 0$ or π . This case is therefore a very localised stationary point – in the limit of polar, radial orbits.

2.5 Case $Q_{||}$: $\theta = \pm 1$

Setting $\dot{e}_1 = 0$ and $\dot{\omega}_1 = 0$ in Eqs. (1) and (2), in the prograde, coplanar ($\theta = 1$) case, we do not find any any physical solutions. For the case $\theta = -1$, these equations yield the condition

$$\cos 2\omega_1 = \frac{1}{5e_1^2} \frac{4+e_1^2-\mu_{12}\alpha_{12}^{1/2}\sqrt{1-e_1^2}(2+3e_1^2)/\sqrt{1-e_2^2}}{1-\mu_{12}\alpha_{12}^{1/2}\sqrt{1-e_1^2}/\sqrt{1-e_2^2}}. \quad (9)$$

This equation yields physically realistic solutions ($|\cos 2\omega_1| < 1$) for $\mu_{12}\alpha_{12}^{1/2} > 1.8$ and has the same $e_1 \rightarrow 0$ limit as Case Q_1 , suggesting a common link between these cases.

2.6 Precession of the Outer Body

Although the evolution of the system, to quadrupolar order, does not depend on ω_2 , this variable will come into play when we extend our analysis to octupole order. Therefore, the condition $\dot{\omega}_2 = 0$, at quadrupolar order, will become relevant. In the case of $\omega_1 = \pi/2$, this leads to the condition

$$2\theta \left(1 + 4e_1^2\right) + \mu_{12}\alpha_{12}^{1/2} \sqrt{\frac{1-e_1^2}{1-e_2^2}} \left[2 + 3e_1^2 + (5\theta^2 - 3)(1 + 4e_1^2)\right] = 0, \quad (10)$$

which has the solution

$$\theta = \frac{1}{5\mu_{12}\alpha_{12}^{1/2}} \sqrt{\frac{1-e_2^2}{1-e_1^2}} \left[-1 \pm \left(1 + 5\mu_{12}^2\alpha_{12} \frac{1-e_1^2}{1-e_2^2} \frac{1+9e_1^2}{1+4e_1^2}\right)^{1/2} \right]. \quad (11)$$

This condition becomes relevant in the limit of large μ_{12} , so the asymptotic solution is

$$\theta^2 = \frac{1}{5} \left(\frac{1+9e_1^2}{1+4e_1^2} \right). \quad (12)$$

The equivalent solution in the $\omega_1 = 0$ case is

$$\theta = \frac{1}{5\mu_{12}\alpha_{12}^{1/2}} \sqrt{\frac{1-e_2^2}{1-e_1^2}} \left[-1 \pm \left(1 + 25\frac{\mu_{12}^2\alpha_{12}}{1-e_2^2}\right)^{1/2} \right]. \quad (13)$$

2.7 Nature of the Stationary Points

Figure 1 shows how these different fixed point families are related to one another, for the case $\mu_{12}\alpha_{12}^{1/2} = 2.2$. Stationary point families associated with a fixed ω_1 (Q_1 , Q_2^+ and Q_2^-) are shown as solid curves while the families with a range of ω_1 (Q_C and $Q_{||}$) are shown as dashed curves. The special case family Q_R is shown as a solid point. The stationary point family Q_C connects the prograde family Q_2^+ and the retrograde family Q_1 . The stationary point family $Q_{||}$ connects the retrograde families Q_1 and Q_2^- .

The stationary point family Q_C connects the prograde family Q_2^+ and the retrograde family Q_1 . The stationary point family $Q_{||}$ connects the retrograde families Q_1 and Q_2^- . The various families shift as a function of mass and separation, and Figure B1 of the online appendix shows a general overview of these relationships, as a function of $\mu_{12}\alpha_{12}^{1/2}$ and $x = \theta\sqrt{1-e_2^2}$.

To understand the dynamics of the system near each of these points, we plot curves of constant energy, subject to the constraint of angular momentum conservation. This latter condition establishes a relationship between θ and e_1 , such that

$$G_0^2 = \mu_{12}^2\alpha_{12} (1 - e_1^2) + 2\mu_{12}\alpha_{12}^{1/2} \sqrt{1-e_1^2} \sqrt{1-e_2^2} \theta. \quad (14)$$

Figure 2 shows the curves of $e_1(\omega_1)$ in the case of $\alpha_{12} = 0.05$ and $\mu_{12} = 1$. In the panel in the upper right, the green curve shows the stationary point family Q_2 for these parameters. The blue curve in the same diagram represents a curve of constant G_0^2 , chosen such that $\theta = 0.559$ for $e_0 = 0$. The main panel then shows curves of

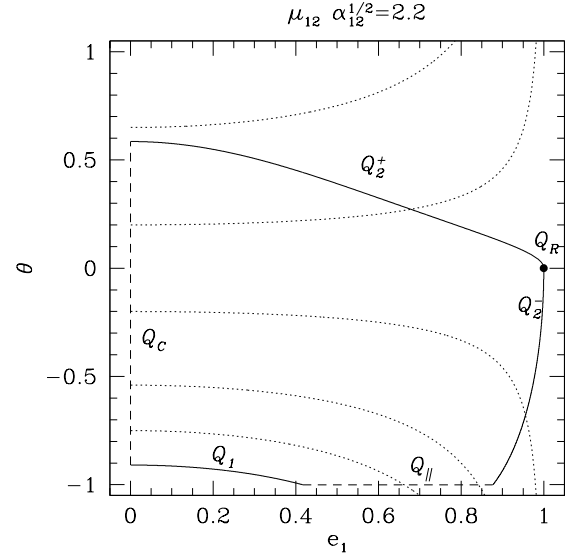


Figure 1. The solid curves show the stationary point solutions Q_1 , Q_2^+ and Q_2^- for the case $\mu_{12}\alpha_{12}^{1/2} = 2.2$. The two dashed lines are the special case solutions Q_C and $Q_{||}$, while the large solid point at $(e_1, \theta) = (1, 0)$ is the special case Q_R . The dotted lines indicate trajectories of constant $\theta\sqrt{1-e_1^2}$ – the horizontal co-ordinate in Figure B1. Each point in Figure B1 is therefore labelled with any stationary points intersected by the corresponding dotted trajectory.

constant energy, subject to the constraint that the angular momentum has the above value. The blue contour is the one that corresponds to our chosen initial conditions, and the green contour illustrates the libration about the Q_2^+ family. This is the standard Kozai-Lidov family and therefore the Q_2^+ family is a stable equilibrium – a ‘fixed point’ family. This case represents the point $(0.559, 0.224)$ in Figure B1.

The panel in the upper left of Figure 2 also illustrates the nature of the Q_C family. The vertical dotted lines illustrate the value we get from equation (8) for this case. Thus, the libration about the Q_C^+ point approaches $e_1 \sim 0$ along this value and then sweeps through ω_1 until it emerges at the other corresponding solution to the equation. This represents the change in angle of the blue contour as it sweeps around the origin. Thus, family Q_C is an *unstable equilibrium* – the saddle point at $e_1 = 0$.

To understand the nature of the Q_1 family, we need to move to large μ_{12} . Figure 3 shows the case for $\alpha_{12} = 0.05$ and $\mu_{12} = 15$. We have chosen initial conditions here to provide a very large amplitude libration about the Q_2^+ fixed point, which actually approaches $\omega_1 = 0$. We see that this point (the location of the Q_1 family of stationary points) is a saddle point. Thus, Q_1 represents a family of unstable stationary points. This also results in a qualitative change in the nature of the dynamics. At lower mass ratios (such as in Figure 2), the choice of initial conditions implies either libration or circulation. For larger masses, the presence of the Q_1 family now divides the space into three parts – the libration region encloses a region of inner circulation, with an outer circulation region at large e_1 .

This figure shows two red circles. The outer corresponds to the maximum eccentricity and the interior red circle in Figure 3 represents the minimum e_1 achievable with this angular momentum constraint, and occurs at $\theta = -1$. These two limits can also be read

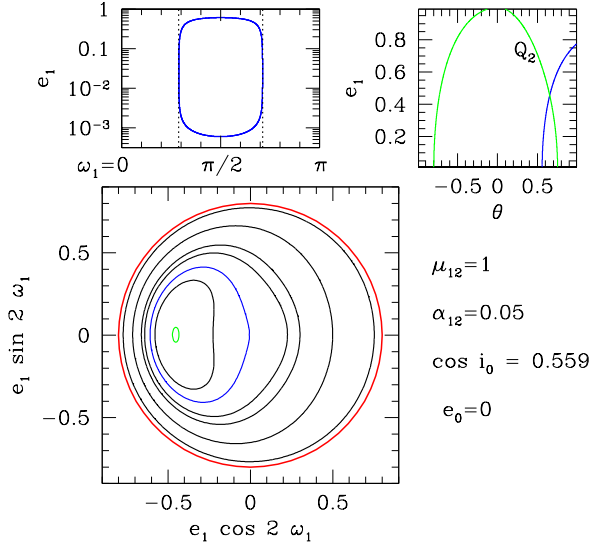


Figure 2. The main panel shows curves of constant energy, subject to the constraint that the total angular momentum take a particular value. The blue curve has the initial conditions given by $e_1 = e_0$ and $i_{\text{tot}} = i_0$. This shows a large libration about the fixed point at $\omega_1 = \pi/2$. The panel to the upper right shows how e_1 and θ evolve along this trajectory (blue curve). The green curve in this diagram shows the Q_2 fixed point family (similarly, the green curve in the main panel shows the location of the fixed point). The panel in the upper left shows the result of an orbital integration (using the code of Naoz et al. (2013)) for these parameters. The dotted lines indicate the ω_1 obtained from equation (8), and demonstrate that the stationary points Q_C represent a family of unstable saddle points. The red circle in the main panel indicates the maximum eccentricity that it is possible to achieve with this initial condition.

off the blue curve in the upper right panel. The argument of periastron ω_1 circulates in this case, so the minimum is not part of the $Q_{||}$ stationary point family.

To understand the special family $Q_{||}$ we need to go to larger initial e_1 . This is illustrated in Figure B2 of the online appendix, which shows the case for $\alpha_{12} = 0.05$, $\mu_{12} = 10$, $\theta = -1$ and $e_1 = 0.6$. There we demonstrate that the family $Q_{||}$ plays the same role as Q_C , in the high mass ratio limit where the orbits never get circular, but do approach the retrograde, coplanar limit.

So, we infer that the family $Q_{||}$ plays the same role as Q_C , in the high mass ratio limit where the orbits never get circular, but do approach the retrograde, coplanar limit.

The only special case left is the point Q_R . Integrations that start close to $e_1 = 1$ and $\theta = 0$ avoid the limit, oscillating to $e_1 \sim 1$ but $\theta \sim \pm 1$, so O_R is a saddle point. This is despite the fact that the stationary point intersects the continuation of the prograde and retrograde branches of the Q_2 family. This saddle point is therefore the ultimate cause for why one does not get flips of the orbital plane at the quadrupolar level of approximation.

The classification of the stability of the various quadrupolar stationary points (whether solutions librate about the equilibrium – a fixed point – or avoid the equilibrium location – a saddle point) are summarized in Table 1.

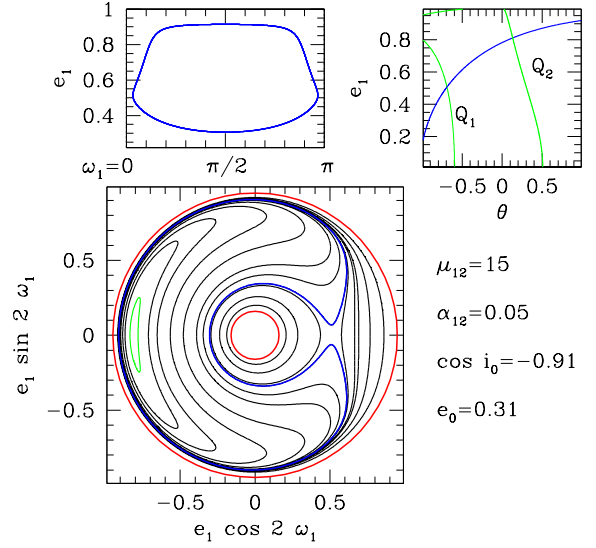


Figure 3. The main panel shows curves of constant energy, subject to the constraint that the total angular momentum take a particular value. The blue contour shows the particular trajectory given by the initial conditions $e_1 = e_0$ and $i_{\text{tot}} = i_0$. The variation in e_1 and θ is shown by the blue curve in the panel to the upper right. In this upper panel, there are now three green curves, which represent the relationships between θ and e_1 that corresponds to the fixed point family Q_2 and the stationary points family Q_1 . The blue curve in the main panel again shows a large libration about the fixed point at $\omega_1 = \pi/2$ as well as an avoidance of the saddle point at $\omega_1 = 0$ (the Q_1 family). The two red circles indicate the minimum and maximum eccentricities achievable with the given initial conditions. The panel in the upper left shows the result of an orbital integration – using the octupole code (Naoz et al. 2013b) – for these parameters. The dotted lines indicate the $\omega_1 = 0$ and π , representing the location of Q_1 . Note that this does not coincide with the minimum of e_1 .

3 STATIONARY POINTS AT THE OCTOPOLAR LEVEL

The neatness of the quadrupolar analysis relies, in part, on the fact that ω_2 does not appear in the Hamiltonian, and so we need only satisfy $\dot{e}_1 = 0$ and $\dot{\omega}_1 = 0$. This is no longer true when the expansion is taken to octupole order, and so we must now consider, in addition, $\dot{e}_2 = 0$ and $\dot{\omega}_2 = 0$. However, as noted by several authors (e.g., Naoz et al. 2013a; Li et al. 2014a; Antognini 2015; Naoz 2016), the timescale for changes in e_2 and ω_2 are usually much longer than for e_1 and ω_1 , so that the short-term dynamics is often regulated by a stationary point of only $\dot{e}_1 = 0$ and $\dot{\omega}_1 = 0$. This has the consequence that the stationary point families of the octupolar problem are intimately related to those of the quadrupolar problem.

Thus, we are searching for stationary points of the system given by equations (77), (78), (73) and (74) of Naoz (2016), reprinted in appendix A, in the planetary limit. As in § 2, the stationary points can be classified in terms of particular values of ω_1 and, now also, ω_2 . We must also consider the quantity $\epsilon = \alpha_{12}e_2/(1 - e_2^2)$ when classifying these equilibria. This parameter quantifies the strength of the octupole term, and we will adopt $\epsilon < 0.1$ as the criterion for restricting our analysis to the octupole level. A larger value of ϵ would require extending the expansion to higher orders to achieve accuracy. (e.g., Hamers & Portegies Zwart 2016; Will 2017)

We will also require a naming convention to conveniently identify particular stationary point families. Those families associated with

$\omega_1 = 0$ and $\omega_2 = 0$ will be designated as \mathcal{A} – because ω_1 and Ω_1 are aligned. The apsidally anti-aligned case ($\omega_2 = \pi$) will be called $\overline{\mathcal{A}}$. Those families with $\omega_1 = \pi/2$ will be designated as \mathcal{P} ($\omega_2 = \pi/s$) and $\overline{\mathcal{P}}$ ($\omega_2 = 3\pi/s$) respectively (because ω_1 and Ω_1 are perpendicular in this case).

3.1 Case \mathcal{A} : $\omega_1 = \omega_2 = 0$

If we set $\omega_2 = 0$, then $\dot{e}_1 = 0$ and $\dot{e}_2 = 0$ if $\omega_1 = 0$. The same conditions apply if $\omega_2 = \omega_1 = \pi$. In this instance, the conditions $\dot{\omega}_1 = 0$ and $\dot{\omega}_2 = 0$ amount to

$$2 + \beta\theta = \pm \frac{25}{8} \frac{\alpha_{12}\theta e_1 e_2}{1 - e_2^2} \left[\frac{1 - 24e_1^2 - 5(1 - 3e_1^2)\theta^2}{10\theta e_1^2} - \theta - \beta \right] \quad (15)$$

and

$$2\theta + \beta \left[5\theta^2 + \frac{6e_1^2 - 1}{1 - e_1^2} \right] = \mp \frac{5}{8} \frac{\alpha_{12}e_1}{1 - e_2^2} \times \left[10e_2\theta(1 + \beta\theta) - (1 + 4e_2^2) \frac{\beta}{e_2} \left(\frac{1 - 8e_1^2}{(1 - e_1^2)} - 5\theta^2 \right) \right], \quad (16)$$

where $\beta = \mu_{12}\alpha_{12}^{1/2} \sqrt{(1 - e_2^2)/(1 - e_2^2)}$. The upper sign on the right hand side of these two equations applies for this case (and the corresponding case where both angles are π). The lower sign in these two equations applies for the case where $\omega_1 = 0$ and $\omega_2 = \pi$ (or vice versa). This is the apsidally anti-aligned case and will be treated in the next section.

The numerical solution of equations (15) and (16) yields two families of solution, which are illustrated in Figure B3 of the online appendix. The first is family \mathcal{A}_1 , which tends towards polar orbits ($\theta \rightarrow 0$) for small μ_{12} but moves to larger θ as μ_{12} increases, asymptoting to $\theta = 1/\sqrt{5}$. The e_1 - e_2 relation is pretty steep and so this satisfies $\epsilon < 0.1$ for only a limited range of e_1 .

A second family of solutions emerges at large μ_{12} , designated as \mathcal{A}_2 and also shown in Figure B3. In the limit of large μ_{12} this again trends towards $\theta \rightarrow 0$. In the high μ_{12} limit, we find that this family is restricted to a finite range of e_1 . This stationary point is clearly related to the dynamics identified by [Naoz et al. \(2017\)](#) and [de Elía et al. \(2019\)](#) in the context of the outer test particle case. We will discuss this more in § 6.1.

3.2 Case $\overline{\mathcal{A}}$: $\omega_1 = 0, \omega_2 = \pi$

This case represents the lower sign choice in equations (15) and (16). In physical terms, it means that the arguments of periastron of the two planets are apsidally misaligned by 180° . Examples of the resulting stationary point families are shown in Figure B4 of the online appendix. Unlike for case \mathcal{A} , viable solutions only start to appear for mass ratios $\mu_{12} > 1.5$ (for $\alpha_{12} = 0.05$). Formally, we can find stationary points at smaller mass ratios, but they all occur for $\epsilon > 0.1$. This implies that such points may exist but a full description may require higher order terms. For large enough μ_{12} , the solution extends to low e_1 and e_2 and represents the complementary case for the \mathcal{A}_2 solutions.

The first stationary point family to appear (as we increase μ_{12}) is family $\overline{\mathcal{A}}_1$, which manifests in Figure B4 as a family of retrograde orbits and large e_2 , and is restricted to approximately circular orbits ($e_1 \ll 1$). As μ_{12} increases, this family moves towards more inclined (but still retrograde) configurations, and with larger e_1 . For large enough mass ratios, a second family appears, which we term $\overline{\mathcal{A}}_Q$.

This is because the properties of these stationary points bear a strong similarity to the quadrupole family Q_1 discussed in § 2.1. The e_1 - θ relation for $\overline{\mathcal{A}}_Q$ tracks almost exactly the equation (3) for Q_1 , for the relevant masses. The value of e_2 , in this case, is small but not exactly zero.

As μ_{12} continues to increase, the two branches merge into a single continuous family, bounded from below by a minimum e_1 . For $\mu_{12} = 50$, the $\overline{\mathcal{A}}_1$ part of the curve is restricted to a narrow range of e_1 , in a similar fashion to family \mathcal{A}_2 of § 3.1. The $\overline{\mathcal{A}}_Q$ curve also extends to lower e_1 , but there appears to be a gap. We will discuss this further in § 6.1.

3.3 Case \mathcal{P} : $\omega_1 = \omega_2 = \pi/2$

The third case occurs when both arguments of periastron are at right angles with respect to the line of nodes. Once again, this choice of parameters automatically satisfies $\dot{e}_1 = 0$ and $\dot{e}_2 = 0$, leaving the following conditions to locate the stationary points

$$5\theta^2 - 3(1 - e_1^2) + \beta(1 + 4e_1^2)\theta = \mp \frac{5\alpha_{12}e_2}{16(1 - e_2^2)} \times \left[e_1(\theta + \beta) \left(15(3 + 4e_1^2)\theta^2 - 11 - 17e_1^2 \right) - \frac{(1 - e_1^2)}{e_1} \theta \left(11 + 51e_1^2 - 15(1 + 4e_1^2)\theta^2 \right) \right], \quad (17)$$

and

$$2\theta + \beta \left(5\theta^2 - 3 + \frac{2 + 3e_1^2}{1 + 4e_1^2} \right) = \pm \frac{5}{8} \frac{\alpha_{12}e_1}{(1 - e_2^2)(1 + 4e_1^2)} \times \left[\frac{(1 + 4e_2^2)}{e_2} \beta\theta \left(11 + 17e_1^2 - 5(3 + 4e_1^2)\theta^2 \right) + e_2(1 + \beta\theta) \left(11 + 17e_1^2 - 15(3 + 4e_1^2)\theta^2 \right) \right]. \quad (18)$$

As in the previous sections, the upper sign in equations (17) and (18) refers to the case of apsidal alignment, while the lower sign represents the anti-aligned case ($\omega_1 = 3\pi/2, \omega_2 = \pi/2$).

Figure 4 shows the different solutions in case \mathcal{P} , as a function of mass. Once again, all solutions are shown for $\alpha_{12} = 0.05$. In red, we show the solutions for $\mu_{12} = 0.5$ (lower mass ratios are qualitatively similar). Most obvious is a family of solutions that corresponds closely to the quadrupolar family Q_2 – the Kozai-Lidov family. As in the quadrupolar case, this family becomes increasingly asymmetric with increasing μ_{12} and so we refer separately to \mathcal{P}_Q^+ (prograde case) and \mathcal{P}_Q^- (retrograde case). As in the case of $\overline{\mathcal{A}}_Q$, this family is found with small, but finite, e_2 .

As the mass ratio increases, we also see the appearance of a second family, which we term \mathcal{P}_1 . Examining the blue curves in Figure 4, we see that the \mathcal{P}_1 family appears to track \mathcal{P}_Q^+ quite closely in terms of e_1 - θ , but deviates strongly in the upper panel, where it shows solutions with a much larger e_2 . We see also that the \mathcal{P}_Q^+ family has a maximum e_1 , which is also the point at which this low e_2 family merges into the higher e_2 family \mathcal{P}_1 . We see also that the maximum value decreases as μ_{12} increases.

The retrograde family, \mathcal{P}_Q^- also exhibits a higher e_2 counterpart which we term family \mathcal{P}_2 , as can be seen in Figure 4. This forms initially for small e_1 and moves to larger e_1 as μ_{12} increases. Once again we see that the quadrupolar analogue solution \mathcal{P}_Q^- merges smoothly with the higher eccentricity \mathcal{P}_2 family.

Table 2. Classification of Octupole Level Stationary Points. The quantity $\beta = \mu_{12} \alpha_{12}^{1/2} / \sqrt{1 - e_2^2}$. We define critical inclination I_{crit} as the inclination of a solution in the $e_1 \rightarrow 0$ limit. Family \mathcal{A} represents $(\omega_1, \omega_2) = (0, 0)$, while $\overline{\mathcal{A}}$ represents $(0, \pi)$, \mathcal{P} represents $(\pi/2, \pi/2)$ and $\overline{\mathcal{P}}$ represents the case $(\pi/2, 3\pi/2)$.

Name	Orbit	Stability	Comments
\mathcal{A}_1	Prograde	Saddle point	Critical inclination starts at $I_{\text{crit}} = 90^\circ$ at low masses and tends to $I_{\text{crit}} = 63.75^\circ$ at high μ_{12}
\mathcal{A}_2	Retrograde	Saddle point	Appears for $\beta > 4$, with $I_{\text{crit}} = 120^\circ$ initially, but asymptotes to $I_{\text{crit}} = 116.25^\circ$ at large μ_{12}
$\overline{\mathcal{A}}_Q$	Retrograde	Saddle point	Generalisation of quadrupolar family \mathcal{Q}_1 . Requires $\beta > 2.236$. Critical inclination starts at $I_{\text{crit}} = 180^\circ$ and evolves to $I_{\text{crit}} = 90^\circ$ in high mass limit.
$\overline{\mathcal{A}}_1$	Retrograde	Saddle point	$I_{\text{crit}} = 180^\circ$ for $\beta = 0.5$ and decreases to 120° at $\beta = 3.35$, where it is subsumed by $\overline{\mathcal{A}}_Q$ in the circular limit.
\mathcal{P}_Q^+	Prograde	Fixed point	Generalisation of Quadrupolar family \mathcal{Q}_2^+ . Critical inclination is 39.23° for low μ_{12} , increasing to 65.75° at $\beta = 5.25$, where it switches apsidal alignment.
\mathcal{P}_Q^-	Retrograde	Fixed point	Generalisation of Quadrupolar family \mathcal{Q}_2^- . Critical inclination is 140.76° for low μ_{12} , increasing to 180° at $\beta = 2.254$. For larger β it does not reach $e_1 = 0$.
\mathcal{P}_1	Prograde	Fixed point	Most robust family in face of relativistic precession. $I_{\text{crit}} \rightarrow 63.43^\circ$ in the high mass limit.
\mathcal{P}_2	Retrograde	Fixed point	Appears when $\beta = 0.773$, with $I_{\text{crit}} = 148.9^\circ$. Tracks \mathcal{P}_Q^- but extends to large e_1
\mathcal{P}_3	Retrograde	Fixed point	Satisfies $\epsilon < 0.1$ for $\beta > 0.314$. For $\beta > 0.46$ this has a solution at $e_1 = 0$, with critical angle $I_{\text{crit}} = 180^\circ$
	Retrograde	Saddle point	For $\beta > 0.653$, this becomes a saddle point, at $I_{\text{crit}} = 148.9^\circ$. The critical angle decreases with increasing mass, tending to $I_{\text{crit}} = 116.56^\circ$ in the high mass limit.
$\overline{\mathcal{P}}_R$	Prograde	Inner Fixed point	At low masses, $80.7^\circ < I < 90^\circ$ for $\epsilon < 0.1$ and narrows for $\mu_{12} > 2$.
$\overline{\mathcal{P}}_Q^+$	Prograde	Fixed point	Generalisation of Quadrupolar family \mathcal{Q}_2^+ , which reaches $e_1 = 0$ for $\beta > 5.25$ and $I_{\text{crit}} = 65.75^\circ$. In the high mass limit, $I_{\text{crit}} \rightarrow 90^\circ$.
$\overline{\mathcal{P}}_Q^-$	Retrograde	Fixed point	Quadrupole and Octupole apsidal switches limit to $0.794 < \beta < 1.738$
$\overline{\mathcal{P}}_1$	Prograde	Fixed point	Emerges for $\beta > 0.47$ for $\epsilon < 0.1$.
$\overline{\mathcal{P}}_2$	Retrograde	Fixed point	Appears when $\beta = 0.773$, with $I_{\text{crit}} = 148.9^\circ$. Tracks \mathcal{P}_Q^- but extends to large e_1
$\overline{\mathcal{P}}_3$	Prograde	Saddle point	$I_{\text{crit}} \sim 90^\circ$ for low μ_{12} , but drops to 65.75° at $\beta = 5.25$.
$\overline{\mathcal{P}}_4$	Retrograde	Fixed Point	Large e_1 but not as large as $\overline{\mathcal{P}}_R$. Appears for $\beta > 0.492$, assuming $\epsilon < 0.1$.
$\overline{\mathcal{P}}_R$	Retrograde	Inner Fixed point	At low masses, $90^\circ < I < 99.3^\circ$ for $\epsilon < 0.1$ and narrows for $\mu_{12} > 2$.
\mathcal{O}_C	Prograde	Saddle point	This is related to the I_{crit} limits of other families noted above.
\mathcal{O}_{LL}	Prograde	Fixed point	This is generalisation of the Laplace–Lagrange solutions.
$\mathcal{O}_{ }$	Retrograde	Saddle point	Generalisation of $\mathcal{Q}_{ }$ which it closely resembles.
\mathcal{O}_R	Polar	Saddle point	In the coplanar limit, the solution is localised unless e_2 exceeds a threshold.

Finally, we also find a fourth family, a retrograde family we call \mathcal{P}_3 . Both \mathcal{P}_2 and \mathcal{P}_3 emerge as the e_1 lower limit of family \mathcal{P}_Q^- moves away from the circular orbits.

3.4 Case $\overline{\mathcal{P}}$: $\omega_1 = 3\pi/2, \omega_2 = \pi/2$

Case $\overline{\mathcal{P}}$ refers to the same equations (17) and (18), but with the lower sign on the right hand side of each (positive and negative, respectfully). The stationary point families are shown in Figure 5. As one might expect, there is a fair amount of symmetry between the solutions in Figure 5 and those in Figure 4.

Perhaps the first point to note is the complementarity between these solutions and the corresponding apsidally aligned ones in Figure 4. Family $\overline{\mathcal{P}}_Q^+$ appears to be the complement of \mathcal{P}_Q^- – occurring for those values of e_1 and θ where the solution is not found in case \mathcal{P} . Together, they appear to comprise the full analogue of the \mathcal{Q}_2^+ solution. There does not seem to be an equivalent $\overline{\mathcal{P}}_Q^-$, but that is not surprising given that \mathcal{P}_Q^- appears to cover the full range of eccentricities. In § 6.1 we will show that the $\overline{\mathcal{P}}_Q^-$ family does exist, but covers only a very limited range of parameters.

We also find analogues of the high e_2 extensions of the quadrupolar analogue families in $\overline{\mathcal{P}}_1$ and $\overline{\mathcal{P}}_2$ – the equivalents of \mathcal{P}_1 and \mathcal{P}_2 . In addition, there exists a family $\overline{\mathcal{P}}_3$, an analogue to \mathcal{P}_3 , but this time it occurs for prograde, rather than retrograde, configurations. For large enough masses ($\mu_{12} > 10$), the families $\overline{\mathcal{P}}_Q^+, \overline{\mathcal{P}}_1$ and $\overline{\mathcal{P}}_3$ form a continuous curve.

Finally, the right hand panels of Figure 5 show a family, $\overline{\mathcal{P}}_4$ of almost radial orbits. Superficially, these look like the mirror image of \mathcal{P}_1 at low masses. However, as μ_{12} increases, $\overline{\mathcal{P}}_4$ does not extend along \mathcal{P}_Q^- , but eventually retreats towards the radial limit again. Mass ratios of $\mu_{12} \sim 3-5$ (for $\alpha = 0.05$) mark the maximum extension of this family to smaller e_1 (which remains well above 0.9 at all times). This family is also distinct from the $\overline{\mathcal{P}}_R$ family in the limit of $e_1 \rightarrow 1$, because it is found with e_1 demonstrably less than unity (although still large). This family is characterised by large values in both the quadrupolar and octupolar terms in $\dot{\omega}_2$, which offset each other. The limited range of applicability in μ_{12} is a consequence of the $\epsilon < 0.1$ cutoff – this family extends over a much larger range of masses if we relax this criterion.

3.5 Special Cases: Octupole limit

In the quadrupole limit, we also found that we could satisfy $\dot{e}_1 = 0$ and $\dot{\omega}_1 = 0$ in special limiting cases, where ω_1 was not restricted to the same values as in other stationary point families. With the introduction of the octupole term, these families become even more restrictive, because the vanishing of this term imposes conditions beyond those imposed by the quadrupole term. We will denote the special case octupolar families with \mathcal{O} .

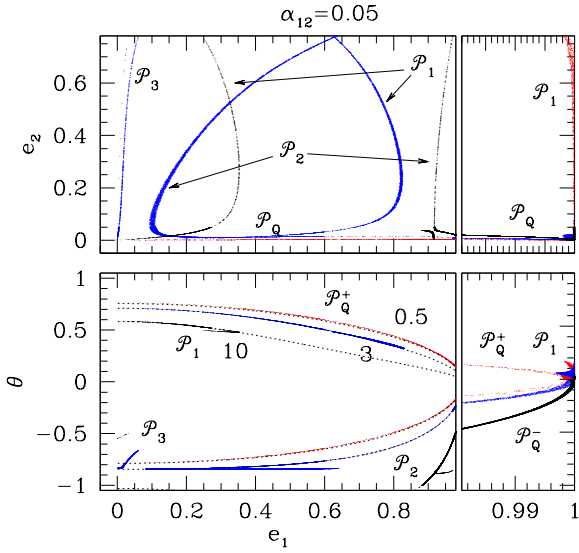


Figure 4. This figure shows the stationary point families in the case $\omega_1 = \omega_2 = \pi/2$. The lower panel shows the relationship between e_1 and θ for different values of the mass ratio. Families with $\mu_{12} = 0.5$ are shown in red, $\mu_{12} = 3$ are shown in blue, and $\mu_{12} = 10$ are shown in black. The upper panel then shows the corresponding e_1 – e_2 relationship. The right hand panels show a zoom in on the $e_1 \sim 1$ region. The dotted curves indicate the corresponding quadrupolar Kozai-Lidov family at each μ_{12} .

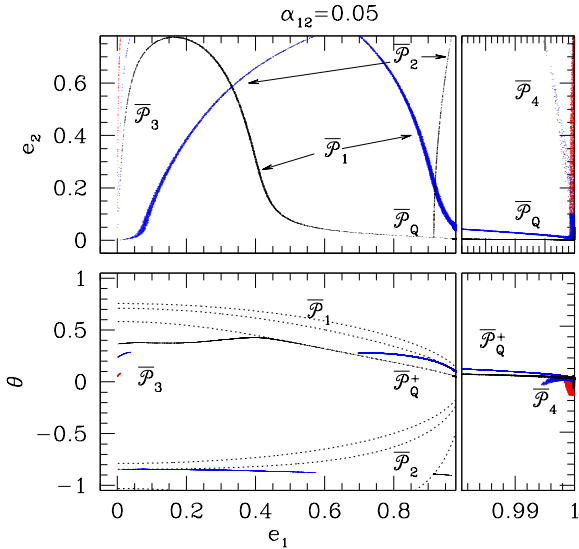


Figure 5. This figure shows the stationary point families for the case $\omega_1 = 3\pi/2$ and $\omega_2 = \pi/2$. The lower panel shows the relationship between e_1 and θ for different values of the mass ratio $\mu_{12} - \mu_{12} = 0.7$ is shown in red, $\mu_{12} = 3$ is shown in blue, and $\mu_{12} = 10$ is shown in black. The upper panel then shows the corresponding e_1 – e_2 relationship. The right hand panels show a zoom in on the $e_1 \sim 1$ region. The dotted curves indicate the corresponding quadrupolar Kozai-Lidov family at each μ_{12} .

3.5.1 Circular Limit: O_C

In the case of the circular limit $e_1 = 0$ (see § 2.3), the octupole level introduces a term $\dot{\omega}_1 \propto 1/e_1$, so this will only be zeroed if the coefficient of this term goes to zero simultaneously. This imposes a relationship between ω_1 , ω_2 and θ , as a function of μ_{12} , α_{12} and e_2 . The condition $\dot{\omega}_2 = 0$ reduces to the quadrupolar limit in this case.

In the low mass ratio limit, this leads to $\theta = 0$, $\omega_2 = \pi/2$, and $\cos 2\omega_1 = 1/5$ (i.e. $\omega_1 = 39.23^\circ$). In the high mass limit, this requires $\theta = \pm 1/\sqrt{5}$ and one of $\omega_2 = 0$, $\omega_1 = 0$ or $\omega_1 = \pi/2$. These are the critical inclinations I_{crit} identified by (Jefferys & Moser 1966; Krasinsky 1972).

3.5.2 Coplanar Limit: O_{LL} and O_{\parallel} .

In the quadrupolar limit, we also found family Q_{\parallel} (see § 2.5) in the limit of coplanar, retrograde orbits. So, let us now examine the case of $\theta = \pm 1$. In this case, we find that $\dot{e}_1 = 0$ and $\dot{e}_2 = 0$ are satisfied by the condition $\omega_1 = \omega_2$. In the prograde case ($\theta = +1$), this relation can be maintained by $\dot{\omega}_1 = \dot{\omega}_2$, because the equation derived from this condition is

$$2(1 - e_1^2) - (2 + 3e_1^2)\beta = \frac{5}{8} \frac{\alpha_{12}}{1 - e_2^2} \cos(\omega_1 - \omega_2) \times \left[(1 - e_1^2)(4 + 9e_1^2) \frac{e_2}{e_1} - \beta(1 + 4e_2^2)(4 + 3e_1^2) \frac{e_1}{e_2} \right], \quad (19)$$

which depends only on the angle $\omega_1 - \omega_2$. This is the extension of the traditional Laplace-Lagrange treatment (e.g. Murray & Dermott (1999)) to the hierarchical case (e.g. Lee & Peale 2003; Michtchenko & Malhotra 2004). As in the traditional case, this yields two solutions corresponding to $\omega_1 - \omega_2 = 0$ or π , although the nonlinearity of the system means that these no longer form a basis set for describing more general behaviour. Figure 6 shows an example solution. Both curves asymptote to a fixed value of e_2/e_1 at small eccentricities, which matches the expectations from the traditional expansion. We will refer to this family as ‘ O_{LL} ’, since it represents the extension of the Laplace-Lagrange family. Note that this analogue of the classical family appears first at octupole order, since it depends on the difference between ω_1 and ω_2 .

In the retrograde case, the equation for $\dot{\omega}_1 - \dot{\omega}_2$ depends on ω_1 , and so it is only a stationary point if $\dot{\omega}_1 = 0$ as well. This implies $\dot{\omega}_2 = 0$ also, i.e. the same fixed point condition as in the other cases. From this we derive a relationship between ω_1 and e_1 that is an extended version of equation (9) which yields a qualitatively similar solution – we find sensible solutions only in the retrograde case and for sufficiently large μ_{12} . In the online appendix, Figure B10 shows an example of the solution for the case $\mu_{12} = 10$ and $\alpha_{12} = 0.05$. The shape of the solution closely tracks the quadrupolar version, but there is a change of apsidal alignment along the curve. Comparison with the other solutions shows that this family forms the same kind of link between $\bar{\mathcal{P}}_Q$ and $\bar{\mathcal{P}}_Q^-$ as the corresponding quadrupolar solution does. We will call this family O_{\parallel} .

3.5.3 Radial limit: O_R

Finally, we have the radial limit $e_1 \rightarrow 1$. In this limit, $\dot{e}_1 = 0$ automatically, and $\dot{\omega}_1 = 0$ imposes additional constraints, given by

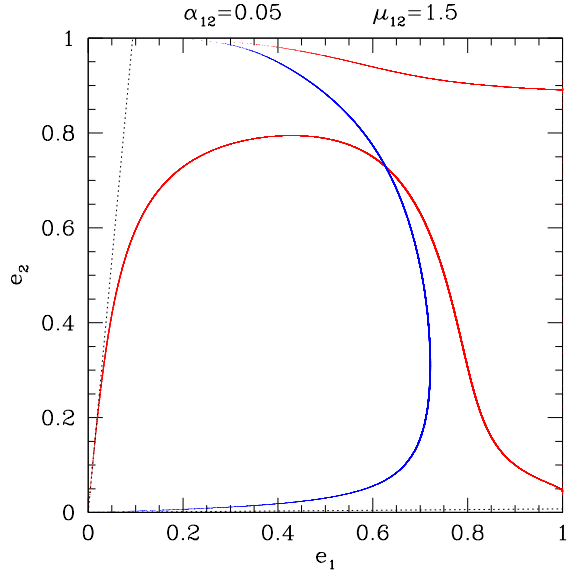


Figure 6. The red curve shows the apsidally aligned, prograde coplanar fixed point solution, while the blue curve shows the apsidally anti-aligned case. The two dotted lines indicate the expected low eccentricity asymptotes for this case from the Laplace-Lagrange approximation. In this limit, equation (19) reduces to a quadratic equation in e_2/e_1 . In both apsidally aligned and anti-aligned cases, one of these roots is positive and these yield the solutions plotted here.

the condition

$$\theta^2 (1 - \cos 2\omega_1) = -\frac{105}{12} \alpha_{12} \theta \frac{e_2}{1 - e_2^2} \times \left[\sin \omega_1 \sin \omega_2 \left(1 + \frac{5}{2} (1 - \cos 2\omega_1) (3\theta^2 - 1) \right) + 5\theta (1 - \cos 2\omega_1) \cos \omega_1 \cos \omega_2 \right]. \quad (20)$$

This is automatically satisfied if $\theta = 0$ or $\omega_1 = 0$ but more general combinations of ω_1, ω_2 and θ also satisfy this criterion. The addition of the constraint that $\dot{\omega}_2 = 0$ as well does not restrict the solutions because $\dot{\omega}_1 = \dot{\omega}_2$ in this limit. This leads to a rather broad family of possible solutions, which we term \mathcal{O}_R .

An important potential application of this family is in the case of coplanar orbits ($\theta \rightarrow \pm 1$). In that instance, the more general class of solutions are clustered near $\omega_1 = 0$ or π , unless e_2 is above some threshold value. We can estimate the critical e_2 by setting $\omega_1 = \pi/2$ and deriving the resulting ω_2 from

$$\sin \omega_2 = \mp \frac{24}{1155} \frac{(1 - e_2^2)}{e_2 \alpha_{12}}. \quad (21)$$

The requirement that $|\sin \omega_2| < 1$ imposes a condition on e_2 . For $\alpha_{12} = 0.05$, this is $e_2 > 0.361$. Figure 7 shows the nature of the solution near this critical value. We see that the shift is quite dramatic, over only $\Delta e_2 = 0.02$. Note that the form of equation (21) is the same as the expansion parameter $\epsilon = \alpha_{12} e_2 / (1 - e_2^2)$, so that the critical value can also be expressed as a critical $\epsilon_{crit} = 0.021$. This becomes relevant in the case of coplanar orbital flips, as discussed in § 6.3.

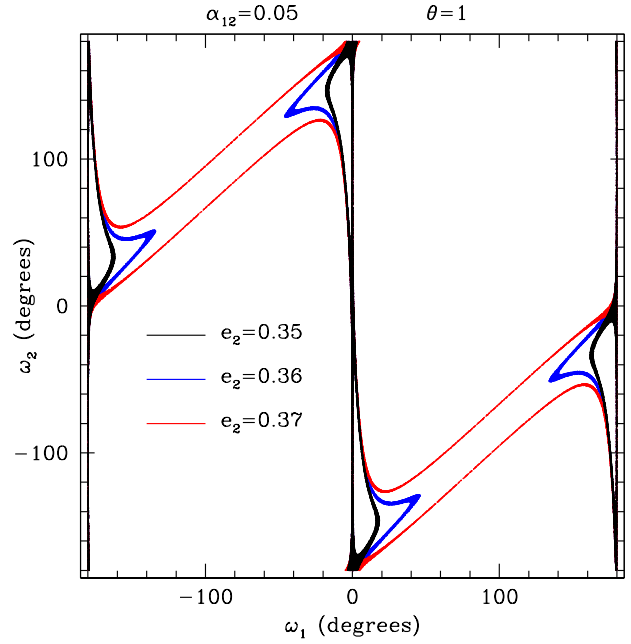


Figure 7. Each curve represents the solution to equation (20) for the case $\theta = 1$. The vertical lines at $\omega_1 = 0, \pi$ and 2π represent the fact that the equation is satisfied for all ω_2 at these values. For other values of ω_1 , the equation implies a relationship between ω_2 and e_2 for fixed α_{12} . We see that this more general solution is narrowly confined to near the special values of ω_1 as long as e_2 is below a threshold value. However, as e_2 increases above this value (which has the value $e_2 = 0.361$ for this case) we see that the topology of the solution changes dramatically.

4 EFFECT OF RELATIVITY

For planets in short period orbits, the effect of relativistic precession must be included. The addition of a component of $\dot{\omega}_1$ from relativity can shift the location of these stationary points. Indeed, relativistic effects can give rise to qualitatively new features in the case of massive outer perturbers or comparable mass inner binaries (e.g., Naoz et al. 2013b, 2017, 2020; Will 2014, 2017; Liu et al. 2015, 2019; Lim & Rodriguez 2020), but, with our focus on the planetary case, we will limit our attention to the post-Newtonian correction to the inner orbit precession.

Relativistic precession is usually discussed in the context of the suppression or excitation of orbital eccentricity, but it can shift both the inclination and eccentricity of the stationary points (e.g. Migaszewski & Goździewski 2011). To illustrate this, let us consider the addition of a relativistic contribution (equation 57 of Naoz (2016)) to the right hand side of equation (2). If we set $\dot{\omega}_1 = 0$ in the case of $\omega_1 = \pi/2$ (the Q_2 solution), we now derive a modified condition on the inclination of the fixed point, namely

$$\theta = \theta_0 \left[-1 \pm \left(1 + \frac{60(1 - e_1^2) - \gamma}{\mu_{12}^2 \alpha_{12} (1 - e_1^2) (1 + 4e_1^2)^2} \right)^{1/2} \right], \quad (22)$$

where $\theta_0 = 0.1 \mu_{12} \alpha_{12}^{1/2} (1 - e_1^2)^{1/2} (1 + 4e_1^2)$ and

$$\gamma = 40 \frac{M_c}{M_2} \frac{R_S a_2^3}{a_1^4} \frac{(1 - e_2^2)^{3/2}}{(1 - e_1^2)^{1/2}}, \quad (23)$$

and a_1, a_2 are the semi-major axes of the inner and outer planets, and $R_S = 2GM_c/c^2$ is the Schwarzschild radius of the central object. This is essentially a ‘squashed’ version of the original Q_2 family,

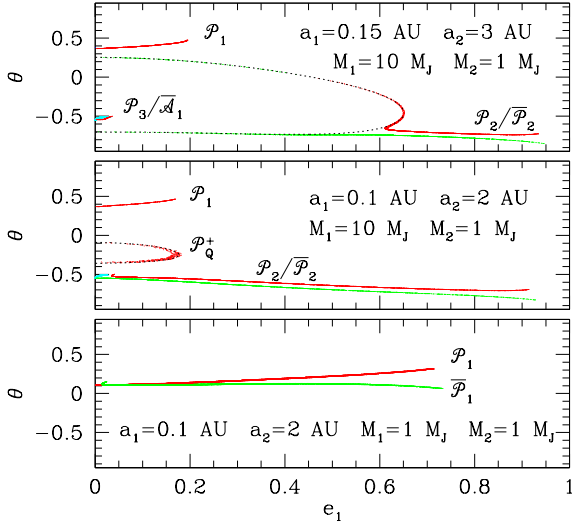


Figure 8. The upper panel shows the fixed point families for the case of $\alpha_{12} = 0.05$, $\mu_{12} = 10$, where the scales are set by $a_1 = 0.15\text{AU}$ and $M_1 = 10M_J$. The dotted line is the ‘squashed’ Q_2 family given by equation (22). The middle panel shows the effect of shifting everything inwards so $a_1 = 0.1\text{AU}$. The Q_2 family is now entirely retrograde and the P_2 and \bar{P}_2 families have now detached from P_Q^+ . The bottom panel shows the result of keeping a_1 fixed but reducing M_1 . We see that the P_Q^+ family completely disappears at this point, leaving only P_1 and \bar{P}_1 . The \bar{P}_1 family was not present in the upper two panels and only appears when $M_1 < 6M_J$, in this case.

since e_1 is now bounded from above at a smaller value than unity. The equivalent correction for the Q_1 family shifts the mass threshold at which it appears. Note also that the relativistic contribution has broken the scale invariance of the problem, since lengths are now scaled relative to R_S .

Figure 8 shows the effect of relativity on the fixed point families of the full octupole problem, as we move the system closer to the star, while keeping $\alpha_{12} = 0.05$ fixed. The upper two panels show the case of $\mu_{12} = 10$ (realised in this case by $M_1 = 10M_J$ and $M_2 = 1M_J$). Far from the star, the fixed point families should look as they do in Figure 4 and 5. However, the upper panel shows that, if $a_1 = 0.15\text{AU}$, then the effects of relativity are significant. The quadrupolar family is squashed and distorted, and the positions of additional families (such as P_1 or P_2) are shifted as well. The middle panel shows the effect of moving the system in even further ($a_1 = 0.1\text{AU}$). We see now that the P_2 and \bar{P}_2 families no longer intersect the quadrupolar family (which is now squashed down to $e_1 < 0.2$).

The bottom panel of Figure 8 shows what happens if we decrease the mass ratio to $\mu_{12} = 1$ ($M_1 = 1M_J$) at this location. Now the quadrupolar family has completely disappeared (see also Ford et al. 2000; Naoz et al. 2013b, 2020), but the P_1 and \bar{P}_1 families remain. This illustrates that the inner planet mass is important too.

One of the reasons to be interested in the effect of relativity is in the case of planet migration driven by secular interactions and tides. In this case, we should keep the outer planet location fixed (a_2 fixed, rather than α_{12}) and move a_1 inwards. Thus, as a_1 decreases, for fixed a_2 , the γ contribution increases more rapidly. When the numerator factor in equation (22) equals zero, $\theta = 0$ and this is the

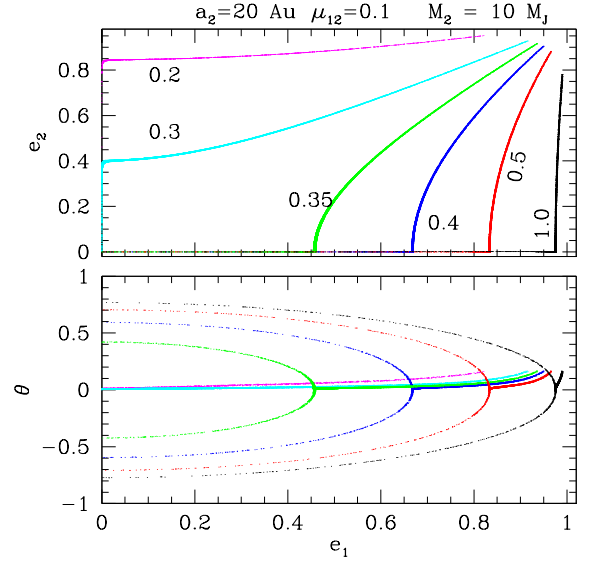


Figure 9. These curves illustrate the effect of relativistic precession on the fixed point families for the case of $\omega_1 = \omega_2 = \pi/2$. The outer planet semi-major axis is kept fixed at 20 AU, but we show here the fixed point families for a variety of inner semi-major axes – 1 AU (black), 0.5 (red), 0.4 (blue), 0.35 (green), 0.3 (cyan) and 0.2 AU (magenta). The e_1 – e_2 relation in the upper panel demonstrates that there are two components – an essentially quadrupolar version ($e_2 \sim 0$) that looks like a ‘squashed’ version of the Q_2 family, and an extension of the P_1 family that extends to large e_1 and e_2 .

maximum e_1 for which the quadrupolar solution remains, namely

$$e_1 = e_{max} = \left[1 - \left(\frac{2M_c}{3M_2} \right)^{2/3} \frac{R_S^{2/3} a_2^2}{a_1^{8/3}} \right]^{1/2}. \quad (24)$$

Eventually, a_1 is small enough that $e_{max} = 0$, which yields the criterion for the Kozai-Lidov family to survive:

$$a_1 > 0.32\text{AU} \left(\frac{a_2}{20\text{AU}} \right)^{3/4} \left(\frac{M_2}{0.01M_\odot} \right)^{-1/4} \left(\frac{M_c}{M_\odot} \right)^{1/2}. \quad (25)$$

Figure 9 shows the evolution of the full fixed point family (to octupolar order) in an example where we hold the outer perturber fixed at 20 AU, but move the inner planet closer to the star. We show here the stationary point families in the case of $\omega_1 = \omega_2 = \pi/2$. We see the evolution of this ‘squashed’ Kozai-Lidov family to ever smaller e_{max} as a_1 decreases. However, we see that the P_1 family remains and plays an ever larger role as e_{max} decreases. This family starts at e_{max} and extends up to almost radial orbits. The family is also strongly polar. Even when the Q_2 family disappears, the P_1 family continues to exist for non-zero e_2 . This eventually disappears too at $\sim 0.15\text{AU}$ (for this example). The equivalent anti-aligned case (\bar{P}_1) shows a similar form but extends to slightly retrograde orbits instead of slightly prograde ones.

The $\omega_1 = 0$ cases remain qualitatively similar with the introduction of relativity. Of more interest are the special cases, because the allowed values of ω_1 are shifted by the relativistic precession, and because tidal circularisation naturally takes us to the $e_1 \rightarrow 0$ limit.

The one that survives the furthest in is the polar O_C limit, wherein

$$\cos 2\omega_1 = \frac{1}{5} \left[1 - \frac{8R_S a_2^3 M_C}{a_1^4 M_2} (1 - e_2^2)^{3/2} \right] \quad (26)$$

For this to provide a physically reasonable answer, $\cos 2\omega_1 > -1$, which implies

$$a_1 > 0.278 AU \left(\frac{a_2}{20 AU} \right)^{3/4} \left(\frac{M_2}{0.01 M_C} \right)^{-1/4} (1 - e_2^2)^{3/8}. \quad (27)$$

Comparison with equation (25) shows that the O_C saddle point survives longer than the Kozai-Lidov quadrupolar fixed point family as a planet is dragged down by tides.

Thus, the effects of relativity start to have a marked effect on the stationary point families for $a_1 < 1 AU$. In the case where we keep a_2 fixed – so that α_{12} decreases as a_1 does, the bulk of the stationary points are wiped out by $a_1 \sim 0.3 AU$. For more compact systems, wherein we keep α_{12} fixed as we move the planet pair inwards, some stationary points can survive interior to 0.1 AU. A generic tendency is for the surviving stationary point families to lie close to polar.

5 STABILITY OF THE STATIONARY POINT FAMILIES

In the previous sections, we reviewed the stationary point solutions of the octupolar-level expansion of the hierarchical three-body problem. This identifies equilibria, but does not specify the stability of said equilibria. Here we shall review each family of stationary points in order to determine their stability – whether they are fixed points or saddle points – and their role in fixing the orbital structure. Furthermore, we will do this as a function of μ_{12} . In the previous section we arranged our solutions in terms of their apsidal alignment, but it is also instructive to see how the various classes fit together for particular mass ratios. We will once again fix $\alpha_{12} = 0.05$, so that we can vary μ_{12} alone. The results are summarised in Table 2.

To determine stability, we will make use of the fact that the short-term dynamics are still driven primarily by the quadrupolar term (Naoz et al. 2013a; Li et al. 2014a; Antognini 2015; Naoz 2016), with longer-term drifts imposed by octupolar contributions. So, we first construct contours of constant energy and angular momentum, to identify whether the underlying short-term dynamics are consistent with a fixed point or a saddle point. We then follow this with direct integrations of the full octupolar equations to verify whether the octupolar terms change the long-term dynamics.

In the octupolar case, we also encounter families where ω_1 librates about the equilibrium while ω_2 displays a saddle point behaviour. In this case ω_2 circulates, but can show a brief reversal that qualifies as a solution to our equilibrium conditions of $\dot{e}_1 = \dot{e}_2 = \dot{\omega}_1 = \dot{\omega}_2 = 0$. In this case we will refer to an ‘inner fixed point’.

5.1 Low mass ratios: $\mu_{12} = 0.1$

Empirically, this is the most common kind of system observed in exoplanet systems. It is also the least complicated case, because the small inner mass induces a limited precession of the outer mass and so the configuration of the stationary point families hews pretty close to the quadrupolar case. Figure B5 of the online appendix summarises the stationary point families present.

5.1.1 Kozai-Lidov Analogue: \mathcal{P}_Q

As one might expect, this limit is dominated by the \mathcal{P}_Q and $\overline{\mathcal{P}}_Q$ families, the generalisation of the Kozai-Lidov Q_2 family. However,

despite the low μ_{12} , both ω_1 and ω_2 librate so these represent a full generalisation of the Q_2 families to the octupolar case. Figure B6 of the appendix shows an example of such a trajectory.

5.1.2 Saddle Points: \mathcal{A}_1

The \mathcal{A}_1 family is also present in the low μ_{12} limit, where it occurs for almost polar orbits. This is a saddle point. A trajectory that begins near this point exhibits large-scale variations in e_1 , and is located at the extreme of librations about the \mathcal{P}_Q fixed point. This stationary point performs the same role as the O_C fixed point in the quadrupole description (see § 2.3 and Figure 1), but is more localised because it includes the criterion that $\dot{\omega}_2 = 0$, which restricts the family to almost polar configurations. It is also worth noting that many of these trajectories yield intermittent orbital flips, as i_{tot} can fluctuate about the polar value.

5.1.3 Radial Families

One feature to note, in addition to the analogues of the quadrupolar families, is the presence of the quasi-radial stationary point families \mathcal{P}_R , $\overline{\mathcal{P}}_R$ and O_R , as shown in Figure 10. To demonstrate their role, we choose a starting point close to $\theta \sim 0$, and integrate the equations for different initial apsidal misalignments (varying ω_1 keeping ω_2 fixed). Although the \mathcal{P}_Q curves pass through the same point in e_1 – θ space, these O_R equilibria exist for large e_2 as well. The examples shown in Figure 10 are integrated using an initial $e_2 = 0.5$.

These integrations establish that \mathcal{P}_R (red points) and $\overline{\mathcal{P}}_R$ (blue points) are examples of the inner fixed point variety discussed above – the angle ω_2 does not librate over a finite range but circulates, while ω_1 librates. The circulation of ω_2 introduces a small variation in the parameters that can generate orbital flips if the librations are large enough to approach $\omega_1 \sim 0$ or π . However, this requires large amplitude librations – we have not found cases where the small amplitude librations are destabilised, because the variation in e_2 is not large for low μ_{12} . If we start with enough apsidal misalignment, we do indeed see orbital flips, as shown by the cyan points. These integrations also establish the relationship between the different radial families. The \mathcal{P}_R and $\overline{\mathcal{P}}_R$ families are inner fixed points and the O_R family is a saddle point that separates the regimes of libration and circulation of ω_1 , as shown by the green and black points.

5.2 Comparable mass ratios: $\mu_{12} = 1.5$

As the mass ratio becomes comparable, the effects of the inner planet on the outer become stronger, and start to introduce features not found in the limit of an inner test particle. Figure 11 shows the different stationary point families for the case $\mu_{12} = 1.5$. The four different cases for ω_1 and ω_2 are shown in blue (Case \mathcal{A}), cyan (Case $\overline{\mathcal{A}}$), red (Case \mathcal{P}) and black (Case $\overline{\mathcal{P}}$).

5.2.1 Kozai-Lidov Generalisations: \mathcal{P}_Q and \mathcal{P}_1

We see that the most prominent feature is still the generalised version of the Kozai-Lidov family (\mathcal{P}_Q^+ and \mathcal{P}_Q^-). We see also the emergence of the \mathcal{P}_1 family, the eccentric version of the K-L family.

Figure 12 shows the contours of constant energy for the case where the angular momentum is given by the upper dotted line in Figure 11. We also need to specify a value of e_2 , because this contour crosses both the \mathcal{P}_Q^+ and \mathcal{P}_1 families, which have very different values of e_2 at their intersections. We know that the \mathcal{P}_Q^+ family is a stable point

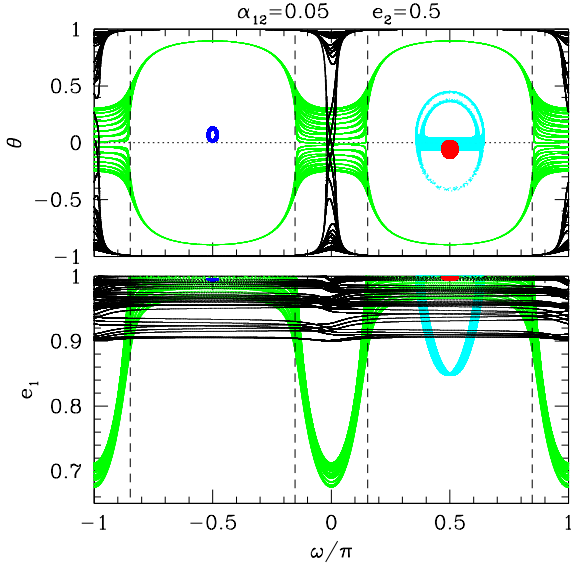


Figure 10. The lower panel shows the evolution of e_1 with ω_1 for five different orbital integrations. All integrations start with $e_1 = 0.995$, $e_2 = 0.5$, $\theta = 0$, $\omega_2 = \pi/2$. The integrations shown in red start with $\omega_1 = \pi/2$ and the blue integrations with $\omega_1 = -\pi/2$. These correspond to the radial families \mathcal{P}_R and $\overline{\mathcal{P}}_R$, and demonstrate the stability of the equilibrium in this limit. The integrations shown in black begin with $\omega_1 = \pi$. This shows the chaotic switching between prograde and retrograde orbits discussed by Li et al. (2014a,b) and Naoz (2016) and references therein. Note also that this trajectory spends a lot of time in a coplanar configuration – either in prograde or retrograde directions. The green integrations start with $\omega_1 = 26^\circ$, which is close to the special case of O_R discussed in the text. We see that this is a saddle point – once the value of ω_1 approaches the critical value (shown by the vertical dashed lines), it transitions from libration to circulation. This family is therefore the saddle point that separates the libration and circulation regimes of ω_1 . The cyan integrations start with $\omega_1 = 66^\circ$ – an intermediate value. In this case, we see ω_1 still librates, but experiences flips from prograde to retrograde, illustrating that orbital flips do not require passage through a saddle point in ω_1 .

from the quadrupolar analysis, so we choose $e_2 = 0.52$ to isolate the \mathcal{P}_1 stationary point. From the contours in Figure 12 we identify \mathcal{P}_1 as a stable equilibrium – a fixed point. We confirm this by a direct integration of the orbital equations, shown in red. The finite width of the libration trajectory is a consequence of the small variation of e_2 (which is assumed to be constant in the calculation of the contours). Therefore, \mathcal{P}_1 represents a high eccentricity offshoot of the \mathcal{P}_Q family.

5.2.2 The Prograde Saddle Points: \mathcal{A}_1 and $\overline{\mathcal{P}}_3$

The families \mathcal{A}_1 and $\overline{\mathcal{P}}_3$ exist at low e_1 (for all μ_{12} and e_2). Direct integrations from the starting points of \mathcal{A}_1 and $\overline{\mathcal{P}}_3$ families indicate that these two are saddle points, representing the minima of large amplitude librations or circulations. These saddle points are also associated with the special case solutions O_C . The dotted lines in Figure 12 indicate the angle appropriate for the special case O_C – it is along this angle that large amplitude librations approach the saddle point at the origin. The geometry of the curves in this figure also illustrate the nature of the \mathcal{A}_1 and $\overline{\mathcal{P}}_3$ stationary points – the curves that turn away from the origin indicate that these are saddle

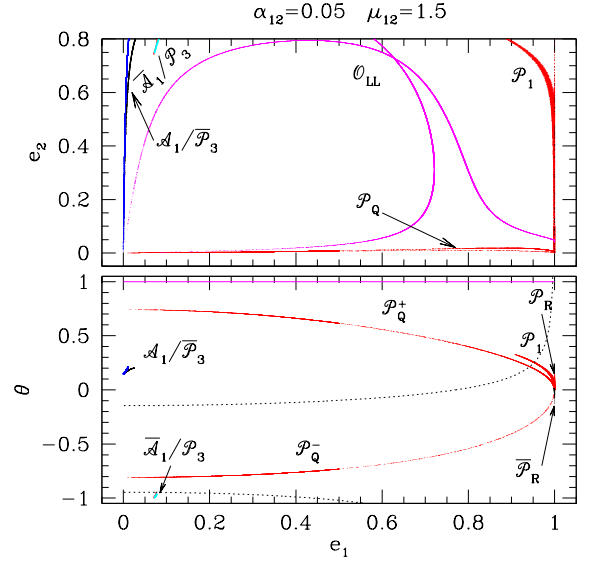


Figure 11. The lower panel shows the e_1 – θ relations for each of the stationary point families observable in this case. The upper panel shows the corresponding e_1 – e_2 relationships. Only points that satisfy $\epsilon < 0.1$ are shown. Case \mathcal{A} ($\omega_1 = \omega_2 = 0$) is shown in blue. Case $\overline{\mathcal{A}}$ ($\omega_1 = \pi$, $\omega_2 = 0$) is shown as cyan. Case \mathcal{P} ($\omega_1 = \omega_2 = \pi/2$) is shown in red, and Case $\overline{\mathcal{P}}$ ($\omega_1 = 3\pi/2$, $\omega_2 = \pi/2$) is shown in black. The $\overline{\mathcal{A}}_1$ and \mathcal{P}_3 families lie exactly on top of one another, so that the cyan points in this figure cover a similar feature in red. The O_{LL} extension of the Laplace-Lagrange stationary points are shown in magenta. The dotted lines represent two cases of fixed total angular momentum, $G_0^2 = 0.023$ (upper curve) and $G_0^2 = -0.16$ (lower curve). In both cases, $e_2 = 0.73$.

points. Inspection of Figure 12 might suggest that saddle points exist for all four possible apsidal alignments, but the requirement $\dot{\omega}_2 = 0$ restricts this to just the \mathcal{A} and \mathcal{P} cases.

5.2.3 The Retrograde Families $\overline{\mathcal{A}}_1$ and \mathcal{P}_3

At the lower left in Figure 11, the cyan feature represents the appearance of the $\overline{\mathcal{A}}_1$ and \mathcal{P}_3 retrograde orbital families. The \mathcal{P}_1 family appears to be a high eccentricity offshoot of the traditional Kozai-Lidov quadrupolar family, but the families $\overline{\mathcal{A}}_1$ and \mathcal{P}_3 appear to be qualitatively distinct. Figure 13 shows two examples of direct integration – one chosen from the \mathcal{P}_3 branch and one from the $\overline{\mathcal{A}}_1$ branch. The \mathcal{P}_3 family is shown to be a stable fixed point family, with both ω_1 and ω_2 librating about the equilibrium values. The $\overline{\mathcal{A}}_1$ family, on the other hand, shows libration of ω_1 on short timescales, but an overall circulation of the libration centre on longer timescales, combined with circulation of ω_2 . We find that the combination $\omega_1 + \omega_2$ librates about a value of π in this case, which means that the two planets precess at roughly the same rate and maintain a maximal separation of their perihelia. The value of e_1 also undergoes a large excursion with a minimum at the stationary point, so the $\overline{\mathcal{A}}_1$ family is most accurately characterised as a saddle point. These two families are likely to be related to the known families of stable retrograde orbits in the problem of equal masses (e.g. Henon (1976)).

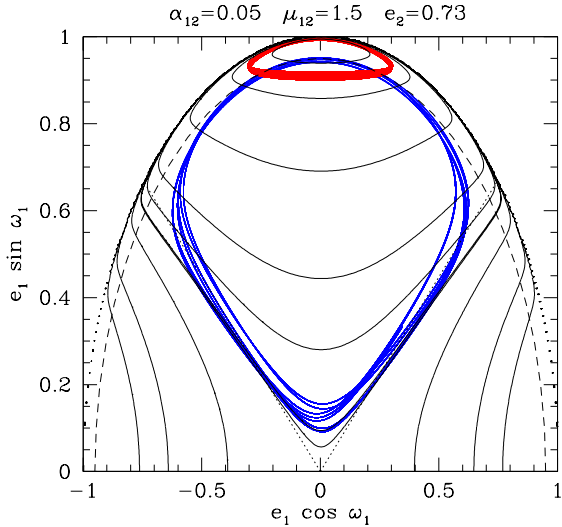


Figure 12. The solid curves are loci of constant energy, subject to a fixed total angular momentum, given by the upper dotted line in Figure 11. The dashed line represents $e_1 = 0.95$, which is the expected value of the stationary point \mathcal{P}_1 identified for these parameters. We see that this passes through the centre of libration. The red points indicate a direct integration, using $e_1 = 0.9$ and $\omega_1 = \omega_2 = \pi/2$ as initial conditions. The dotted lines indicate the value of ω_1 derived from the special solution O_C . The blue points show a trajectory that illustrates this family, which starts with the same initial conditions as the red trajectory, except that $e_1 = 0.09$ initially.

5.2.4 The Laplace–Lagrange Analogues:

For completeness, we note also the presence of the two O_{LL} families in this case, but do not discuss them further as their behaviour and stability is well documented (Lee & Peale 2003; Michtchenko & Malhotra 2004) – at least until they approach the orbit crossing limit.

5.3 Large mass ratios: $\mu_{12} = 10$

The landscape of stationary points gets more complicated as the mass ratio increases – as is shown in Figure 14. This is not surprising, as a more massive inner planet is more capable of affecting the orbital dynamics of the outer planet.

5.3.1 The Kozai-Lidov generalisations: $\mathcal{P}_Q, \mathcal{P}_1$ and \mathcal{P}_2 ; $\overline{\mathcal{P}}_Q, \overline{\mathcal{P}}_1$ and $\overline{\mathcal{P}}_2$

The asymmetry of the Kozai-Lidov \mathcal{P}_Q family between prograde and retrograde is clearly evident in Figure 14. More interesting is the fact that the prograde branch is split into an apsidally aligned \mathcal{P}_Q^+ ($e_1 < 0.4$) and apsidally anti-aligned $\overline{\mathcal{P}}_Q^+$ ($e_1 > 0.4$) branch. Both also merge smoothly into their higher e_2 analogues \mathcal{P}_1 and $\overline{\mathcal{P}}_1$. The $\overline{\mathcal{P}}_1$ family now also merges smoothly with the $\overline{\mathcal{P}}_3$ family. The retrograde family now shows a high eccentricity offshoot as well, with \mathcal{P}_2 and $\overline{\mathcal{P}}_2$ now present at large e_1 .

Figure B7 of the online appendix shows the energy contours along the two uppermost of the dotted lines in Figure 14, representing two choices for the total angular momentum of the system and illustrates

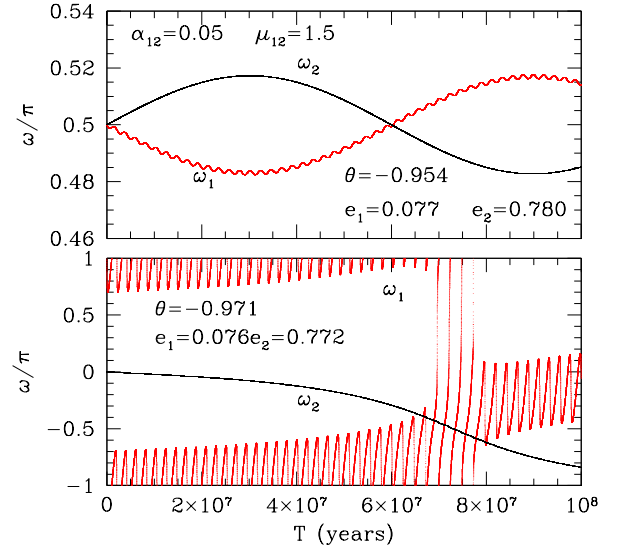


Figure 13. The upper panel shows the evolution for an example of starting conditions that belong to the \mathcal{P}_3 stationary point family. The starting values are $\omega_1 = \omega_2 = \pi/2$. We see that this is a global equilibrium in the sense that both ω_1 and ω_2 librate. The shorter timescale libration is driven by the quadrupole potential, while the longer timescale variations are driven by the octupole. In the lower panel, we show an example of the $\overline{\mathcal{A}}_1$ family. The eccentricities and mutual inclination are almost the same as the upper panel, but the initial starting values are $\omega_1 = \pi$ and $\omega_2 = 0$. In this case, ω_1 librates with a drifting centre, and ω_2 circulates (albeit slowly). The combination $\omega_1 + \omega_2$ librates about π , with brief periods of circulation when $\omega_2 \sim \pm\pi/2$.

that the \mathcal{P}_1 and $\overline{\mathcal{P}}_1$ families still represent stable librations, as they did for lower mass ratios.

Figure 15 shows the orbital behaviour near the \mathcal{P}_2 and $\overline{\mathcal{P}}_2$ families of retrograde orbits in the bottom right of Figure 14. We see that these correspond to a fixed point, i.e. a stable equilibrium. This is therefore the high e_2 equivalent of \mathcal{P}_Q^- , just as \mathcal{P}_1 and $\overline{\mathcal{P}}_1$ are the high e_2 equivalents of the \mathcal{P}_Q^+ family.

This new set of families first appears at $e_1 = 0$ when the \mathcal{P}_Q^- family passes through $e_1 = 0$ and $\theta = -0.856$. This is also the point at which the special family O_C appears, with $\cos 2\omega_1 = -1$, and so this becomes degenerate with the \mathcal{P}_Q^- family. We see no equivalent split on the prograde side because $\cos 2\omega_1 = 1$ would require a much larger μ_{12} and the \mathcal{P}_Q^+ family does not pass through any such point. A more general criterion for the appearance of this family can be obtained by noting that the \mathcal{P}_Q^- family represents the $e_2 \rightarrow 0$ limit of the $\mathcal{P}_2/\overline{\mathcal{P}}_2$ families.

5.3.2 The Saddle Points: $\mathcal{A}_1, \overline{\mathcal{A}}_Q, \overline{\mathcal{A}}_1, \mathcal{P}_3$ and $\overline{\mathcal{P}}_3$

Also apparent in Figure B7 is that there is a saddle point close to the origin – these are the \mathcal{A}_1 and $\overline{\mathcal{P}}_3$ stationary point families that are also present at lower masses. The families $\overline{\mathcal{A}}_1$ and \mathcal{P}_3 were also present at lower masses, but were found at retrograde inclinations and moderate e_1 . They have now shifted to an inclined family or almost circular orbits, and are now saddle points. In the case of \mathcal{P}_3 this is a

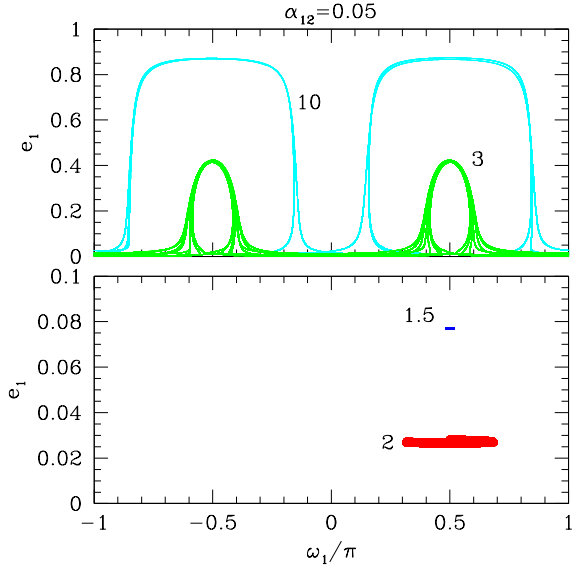


Figure 16. The lower panel shows the stable libration of ω_1 for the cases of $\mu_{12} = 1.5$ and 2. The upper panel shows how these stationary points become saddle points at higher masses, leading to large variations in e_1 . The larger amplitude of libration of the red curve in the lower panel is the harbinger of looming instability, as it is driven by the larger amplitude libration of ω_2 , which eventually overwhelms ω_1 .

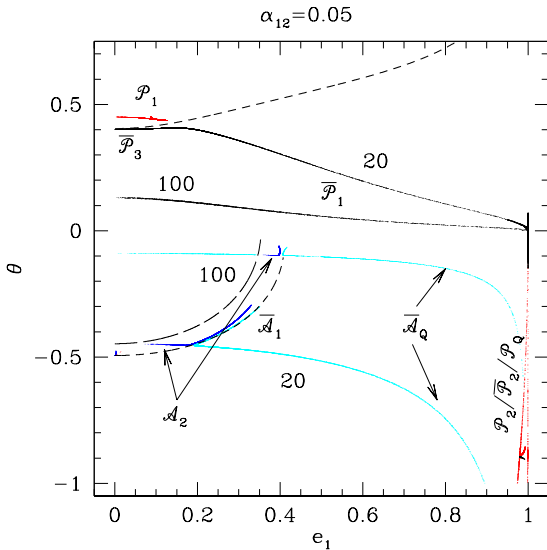


Figure 17. This plot shows the fixed point families for two cases – $\mu_{12} = 20$ and $\mu_{12} = 100$. The colours represent the same apsidal configurations as before. The overall trend is to drive the families towards polar orbits as μ_{12} increases. The short dashed curves represent the e_1 – θ relationships which cause the quadrupolar part of $\dot{\omega}_2$ to vanish. The long dashed curve is when the octupolar contribution to $\dot{\omega}_2$ vanishes in the $e_2 \rightarrow 0$ limit.

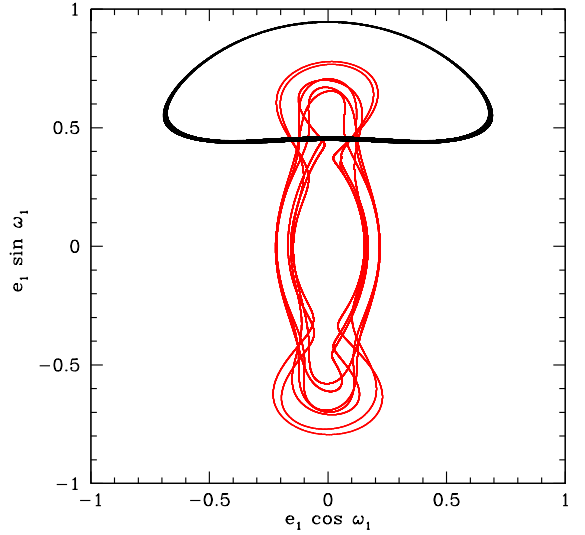


Figure 18. The red curve shows the result of a direct integration (including relativity) starting from the \mathcal{P}_2 family in the middle panel of Figure 8. In particular, $e_1 = 0.461$, $e_2 = 0.3965$ and $\theta = -0.633$ (with $\omega_1 = \omega_2 = \pi/2$). We see that this alternates between periods of libration and circulation, which are driven by the circulation of ω_2 and the resulting fluctuations in e_2 . The black curve shows the libration that results purely from the secular dynamics (no relativistic precession) using the exact same initial conditions.

family of $\overline{\mathcal{P}}_3$ saddle points remains. Examination of the black curve for $\mu_{12} = 100$ shows that this entire curve is stable – i.e. belongs to the \mathcal{P}_1 family. Thus, $\overline{\mathcal{P}}_3$ disappears at the same time as \mathcal{P}_1 .

5.5 Influence of Relativity

In § 4 we showed that the inclusion of relativistic precession alters the positions of the stationary point solutions if the inner planet orbits too close to the star. It also has consequences for the stability of those equilibria.

In particular, the inclusion of relativistic precession appears to destabilise both the quadrupolar extensions \mathcal{P}_Q as well as the \mathcal{P}_2 and $\overline{\mathcal{P}}_2$ families seen in the panels of Figure 8. An example of this is shown in Figure 18. We see that ω_1 does librate intermittently, but also experiences circulation and fluctuations in e_1 , which are driven by the circulation of the angle ω_2 . Thus, we cannot regard this family as a fixed point family anymore.

The family that does remain stable is \mathcal{P}_1 , in which both ω_1 and ω_2 librate for starting conditions taken from all three panels in Figure 8. The corresponding family $\overline{\mathcal{P}}_1$ in the lower panel shows libration of ω_1 but circulation of ω_2 , which introduces a larger amount of variation in e_1 .

This prograde, polar fixed point family is stable even when the quadrupolar family is destroyed by the relativistic precession, and extends down to at least $a_1 = 0.025\text{AU}$ in the case where $M_1 = M_2 = 1M_J$ and $\alpha_{12} = 0.05$. Of perhaps greater relevance is the case where the inner mass and semi-major axis is fixed and the outer values varied, as this is more representative of the observational situation. The sequence shown in Figure 9 is more representative of this, and shows that the \mathcal{P}_1 family persists in this sequence as well. It also remains stable as a_2 and/or M_2 increases. However, it does move to

ever higher e_2 , although ϵ remains below the threshold level of 0.1 because α_{12} is also dropping.

5.6 Influence of Orbital Separation

We have so far focussed on the mass ratio, μ_{12} , as the principal parameter, holding the ratio of separations fixed at $\alpha_{12} = 0.05$. At the quadrupolar level, the stationary point structure is regulated by the quantity $\mu_{12}\alpha_{12}^{1/2}$, so that the configurations for smaller α_{12} should largely mimic those at $\alpha_{12} = 0.05$ but with lower μ_{12} . At the octupole level, an additional consideration is the fact that changing α_{12} will change the value of e_2 corresponding to the threshold $\epsilon = 0.1$. A comparison at fixed μ_{12} but different α_{12} is shown in Figure B11 of the online appendix. As expected, shifting from $\alpha_{12} = 0.05$ to $\alpha_{12} = 0.005$ moves the families towards a configuration more reminiscent of the lower mass case in Figure B5. Similarly, moving to larger $\alpha_{12} = 0.2$ shifts the configuration more towards that observed in Figure 17.

If α_{12} gets too large, the neglect of higher order terms becomes problematic and the hierarchical assumption fails. However, at least some of the stationary points discussed here appear to survive at closer separations. Studies of the secular structure of specific exoplanet pairs by direct numerical averaging of the secular hamiltonian (Michtchenko et al. 2006; Migaszewski & Goździewski 2009) show fixed points associated with Kozai-Lidov resonances as well as several additional families. Section § B4 of the online appendix discusses the relationship between the naming convention used here and that used in Migaszewski & Goździewski (2009, 2011). These studies focus either on a limited mass range and more compact configurations (Migaszewski & Goździewski 2009) or high masses but only prograde orbits (Migaszewski & Goździewski 2011), but indicate that the structure we discuss here is robust beyond the hierarchical approximation.

6 DISCUSSION

Table 2 summarises the different stationary point families and clarifies which are fixed points and which are saddle points. In terms of stable stationary points (fixed points), we find that the octupole problem shows analogues of the quadrupolar Kozai-Lidov family (\mathcal{P}_Q , $\overline{\mathcal{P}}_Q$) for low but finite e_2 as well as branches that exist at large e_2 (\mathcal{P}_1 and $\overline{\mathcal{P}}_1$). We also find that these branches switch apsidal alignments in certain places, driven by the direction of the precession of ω_2 at quadrupole order. We find a branch of fixed points at almost radial orbits (\mathcal{P}_R and $\overline{\mathcal{P}}_R$) and another stable family of fixed points in a retrograde configuration (\mathcal{P}_2 and $\overline{\mathcal{P}}_2$). The stationary point structure is much richer for $\mu_{12} > 1$ than it is for $\mu_{12} < 1$.

An analogue of the Q_1 saddle point also appears at large μ_{12} , in the form of $\overline{\mathcal{A}}_Q$, $\overline{\mathcal{A}}_1$ and \mathcal{A}_2 , with branches for both small and large e_2 in a manner similar to the $\mathcal{P}/\overline{\mathcal{P}}$ family fixed points. The set of saddle point families \mathcal{A}_1 , $\overline{\mathcal{A}}_1$, \mathcal{P}_3 and $\overline{\mathcal{P}}_3$ define the seperatrices of large scale librations about the \mathcal{P} and $\overline{\mathcal{P}}$ fixed point families in the limit $e_1 \rightarrow 0$. There are also generalisations of the special case saddle points for circular, radial and coplanar orbits.

6.1 Switching of Apsidal alignments

One curious feature of the solutions to the octupole problem is that, although extensions of the quadrupolar families are present, the generalised families switch apsidal alignment for particular values of

e_1 . This can be understood by noting that the sign of the octupolar contribution must change whenever the sign of the quadrupolar contribution switches sign, in order to fix the stationary point. Thus, we can identify the switches in apsidal alignment by finding the cases when $\dot{\omega}_1 = \dot{\omega}_2 = 0$ at quadrupole order.

At low μ_{12} there are no switches in apsidal alignment. As we increase μ_{12} , the first case arises in the limit $e_1 \sim 1$. If we take the $e_1 \rightarrow 1$ limits of the prograde versions of equations (4) and (11), we find the critical value at which this apsidal switch first appears from the requirement that the two expressions have the same limit, namely

$$\frac{\mu_{12}\alpha_{12}^{1/2}}{2} \sqrt{\frac{1-e_1^2}{1-e_2^2}} \left(1 + \left(1 + \frac{12\sqrt{1-e_2^2}}{5\mu_{12}^2\alpha_{12}} \right)^{1/2} \right) = \mu_{12}\alpha_{12}^{1/2} \sqrt{\frac{1-e_1^2}{1-e_2^2}}. \quad (28)$$

This is satisfied when $\mu_{12}^2\alpha_{12} = 0.3$. Therefore, the two curves first overlap when $\mu_{12} > \sqrt{6} = 2.449$ for $\alpha_{12} = 0.05$. For mass ratios above this value, the prograde analogue of the Q_2 solution is split between \mathcal{P}_Q^+ and $\overline{\mathcal{P}}_Q^+$, with the transition moving to lower e_1 as μ_{12} increases.

As the mass ratio increases, the point of reversal moves to lower e_1 and eventually disappears again. The corresponding mass can be derived from the $e_1 \rightarrow 0$ limit, which yields $\mu_{12}^2\alpha_{12} = 256/5(1-e_2^2)$, or $\mu_{12} > 32(1-e_2^2)$ for $\alpha_{12} = 0.05$.

Similar behaviour occurs for the retrograde branches. In this case, the alignment reversal sets in at lower masses in the $e_1 \rightarrow 0$ limit. There is no closed form solution for this criterion, but numerically it is $\mu_{12}\alpha_{12}^{1/2} = 0.659\sqrt{1-e_2^2}$. As the mass increases, the reversal moves to larger e_1 , with a limiting behaviour in the large μ_{12} limit of

$$e_1^2 \rightarrow 1 - \frac{2}{5} \frac{(1-e_2^2)}{\alpha_{12}\mu_{12}^2}. \quad (29)$$

The retrograde solutions exhibit another curious feature, in that the octupolar contribution to $\dot{\omega}_2$ contains a term $\propto 1/e_2$. The \mathcal{P}_Q^- and $\overline{\mathcal{P}}_Q^-$ solutions occur in the limit of low e_2 so fixing a stationary point in this limit requires that the coefficient of that term must go to zero too, which imposes a condition $\theta^2 = \frac{1}{5}(11 + 17e_1^2)/(3 + 4e_1^2)$ as well. When the solutions cross this threshold, there is another apsidal reversal. The consequence is that the $\overline{\mathcal{P}}_Q^-$ contribution is limited to a finite range of μ_{12} and e_1 . The inset in Figure 19 illustrates this.

Related behaviour is apparent in the $\omega_1 = 0$ solutions. At the quadrupolar level, $\dot{\omega}_2 = 0$ yields equation (13). Reversals in apsidal alignment are therefore to be expected when this criterion overlaps with the Q_1 criterion, which leads to the condition

$$\mu_{12}^2\alpha_{12} = 16 \frac{1-e_2^2}{1-6e_1^2}. \quad (30)$$

The lowest mass for which a solution occurs is found by setting $e_1 = 0$, and so we expect apsidal reversals when $\mu_{12} > 4\sqrt{(1-e_2^2)/\alpha_{12}}$,

which amounts to $\mu_{12} > 17.9\sqrt{1-e_2^2}$ for $\alpha_{12} = 0.05$. We note also that solutions are limited to $e_1 < 1/\sqrt{6} = 0.4082$ because otherwise $\mu_{12}^2 < 0$. The approach to this limit leads to large μ_{12} , which explains why this eccentricity was identified as a critical value for the outer test particle case (Naoz et al. 2017; Zanardi et al. 2017, 2018; Vinson & Chiang 2018; de Elía et al. 2019; Naoz et al. 2020).

As in the case of the \mathcal{P} and $\overline{\mathcal{P}}$ families, we see that the apsidal reversal between \mathcal{A} and $\overline{\mathcal{A}}$ families also only occupies a limited range of e_1 , and for the same reason. The criterion that the octupolar

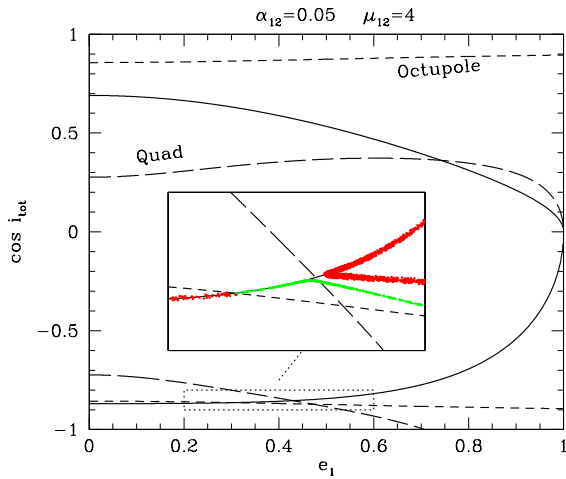


Figure 19. The solid line shows the criterion for $\dot{\omega}_1 = 0$ at the quadrupolar level (the Q_2 solution). The long dashed lines show the equivalent criterion for $\dot{\omega}_2 = 0$. The short dashed lines show the criterion for the octupolar contribution to $\dot{\omega}_2 = 0$ in the limit of small e_2 . The inset shows a zoom in to the region where the three curves cross in the retrograde case. In red we show the full \mathcal{P} family solutions for this region and in green we show the $\overline{\mathcal{P}}$ family. We see there is a limited range of e_1 for which there is an apsidal reversal – sandwiched between the criteria for the quadrupolar and octupolar contributions to reverse.

term be finite as $e_2 \rightarrow 0$ for this case implies a condition $\theta^2 = \frac{1}{5}(1 - 8e_1^2)/(1 - e_1^2)$. In the limit of very large masses, $\theta \rightarrow 0$ and $e_1 \rightarrow 1/\sqrt{8} = 0.3536$. Together these eccentricity limits explain the behaviour of the retrograde families in Figure 17.

6.2 The Eccentric Kozai-Lidov Mechanism

One motivation for this work was to get a more unified view of the rich dynamical structure (e.g. Naoz 2016) of the hierarchical three body problem, using the stationary point families as a ‘scaffolding’, or organising principle. The most obvious feature of the dynamics of this problem is the Kozai-Lidov resonance (Kozai 1962; Lidov 1962), which couples the eccentricity and inclination variations due to a resonance between the apsidal and nodal precession rates. The original (quadrupole) description of this resonance is associated with our Q_2 family of fixed points, although the Q_R saddle point is also important, as it represents the turning point of the librations about the Q_2 family.

The appreciation that the octupolar contribution can qualitatively change the dynamics (Naoz et al. 2011, 2013a) motivates the generalisation of the study of the stationary points to the more general octupolar case. We see that the form of the K-L fixed point family retains its basic nature with the introduction of the octupole term, although we note that the apsidal alignment between inner and outer orbits does vary depending on the eccentricity and mass ratio.

Figure 20 shows the evolution of a system with the same parameters as those shown in Figure 6 of Naoz et al. (2013a) – a demonstration of the kind of orbit orientation flip introduced by the inclusion of the octupole term in the dynamics. The evolution of the system is plotted

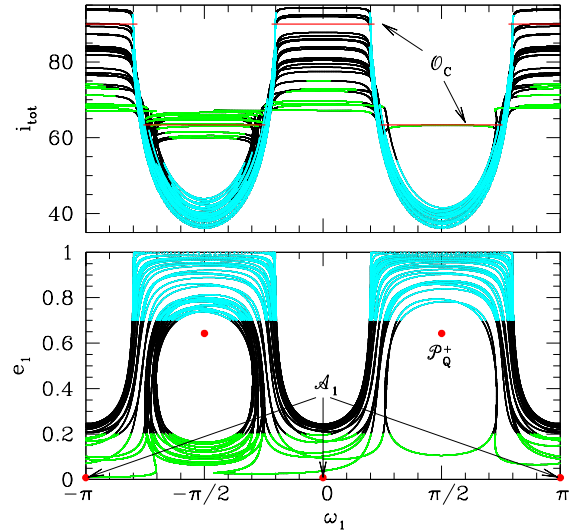


Figure 20. The upper panel shows the evolution of the mutual inclination, and the lower panel shows the evolution of the inner planet eccentricity e_1 , as a function of the inner argument of perihelion. The parameters of the integration were chosen from Figure 6 of Naoz et al. (2013a) – $m_c = 1M_\odot$, $m_1 = 1M_J$, $m_2 = 2M_J$, $a_1 = 4\text{AU}$, $a_2 = 45\text{AU}$, $e_1 = 0.01$, $e_2 = 0.6$, $\omega_1 = \pi$ and $\omega_2 = 0$. Initial $i_{\text{tot}} = 67^\circ$. The green points indicate when $e_1 < 0.2$ and the cyan parts when $e_1 > 0.7$. The red points and lines indicate stationary point families, as labelled. In principle, the value of e_1 for \mathcal{P}_Q^+ should vary with e_2 , but the effect is small given the variation observed here (e_2 varies from 0.496 to 0.618).

relative to the particular stationary points relevant to the dynamics of this particular case. We see that the fundamental libration is still driven by the location of the \mathcal{P}_Q^+ family, but the turnaround at low e_1 is associated with the \mathcal{A}_1 saddle point. It is also notable that the range of ω_1 over which the value of e_1 remains low is regulated by two of the solutions of the O_C special family – depending on the value of the mutual inclination. The excursions at large e_1 do come close to the O_R special point, but are regulated by the limited variation allowed by the conservation of angular momentum (even including the variations induced by libration of e_2).

The generalisation of the K-L family – \mathcal{P}_Q – occurs for small, but non-zero e_2 . We do find, however, that there are extensions of this fixed point family to high e_2 (the $\mathcal{P}_1/\overline{\mathcal{P}}_1$ and $\mathcal{P}_2/\overline{\mathcal{P}}_2$ families). In particular, the \mathcal{P}_1 and \mathcal{P}_Q^+ families share very similar trends in terms of e_1 and θ , but differ dramatically in terms of e_2 . Are they truly distinct?

Figure 21 shows the results of three integrations that all start from the same initial conditions except for a different value for e_2 . The masses are $m_c = 1M_\odot$, $m_1 = 2M_J$ and $m_2 = 1M_J$, while the semi-major axes are $a_1 = 1\text{AU}$ and $a_2 = 20\text{AU}$ (so $\alpha_{12} = 0.05$). The inner eccentricity is $e_1 = 0.8$ and $i_{\text{tot}} = 67.6^\circ$. We also assume $\omega_1 = \omega_2 = \pi/2$. For these values, the \mathcal{P}_Q^+ fixed point is located at $e_2 = 0.03$ and the \mathcal{P}_1 fixed point is located at $e_2 = 0.77$. The figure shows the evolution for $e_2=0.03$ (black), 0.4 (blue), and 0.77 (red).

For low values of e_2 , ω_2 librates, as expected for the \mathcal{P}_Q^+ fixed point. However, for e_2 in the range 0.1–0.7, ω_2 circulates, although ω_1 continues to librate. This is consistent with the behaviour expected of a generalization of the quadrupole behaviour, since e_2 plays little

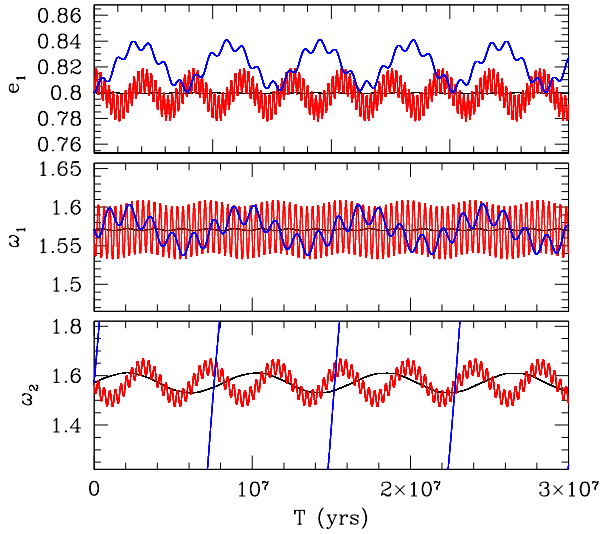


Figure 21. The upper panel shows the evolution of e_1 as a function of time for each of the three cases discussed in the text. The middle panel shows that the inner argument of periastron librates for all cases studied here, while the lower panel shows the outer argument of periastron. We see that this angle librates for $e_2 = 0.03$ (the \mathcal{P}_Q^+ case – black curves) and $e_2 = 0.77$ (the \mathcal{P}_1 case – red curves) but circulates for $e_2 = 0.4$ (blue curves).

role in the evolution of ω_1 if the octupolar contribution is weak. However, Figure 21 shows that libration of ω_2 returns at $e_2 = 0.77$. This is the appearance of the \mathcal{P}_1 fixed point. Thus, the \mathcal{P}_1 point is qualitatively distinct from the \mathcal{P}_Q point in the sense that we find an extended range of e_2 in between the two fixed point values, for which ω_2 circulates.

6.3 Coplanar Flip Behaviour

Li et al. (2014a) noted the appearance of an orbital ‘flip’ behaviour in systems with almost coplanar orbits but high eccentricities. This is qualitatively different from that associated with the Kozai-Lidov family in that it starts from approximately coplanar configurations and also transitions from prograde to retrograde on a timescale considerably shorter than the diffusive evolution seen in manifestations of the Eccentric Kozai-Lidov effect.

This appears to be related to the radial fixed point family O_R discussed in § 3.5. Li et al discussed the case of $\alpha_{12} = 0.02$ and find that the orbit flips if the outer body eccentricity is large enough. The family O_R is a saddle point, and so the approach to this limit in the coplanar case drives the system away from the equilibrium. As noted in § 3.5.3, the range of ω_1 for which the equilibrium exists is limited unless e_2 is large enough. If we apply our criterion equation (21) for the critical solution to extend over all ω_1 , we derive a criterion $e_2 > 0.627$, which compares well to Li et al’s empirical estimates for the threshold value. They also find a restriction to large initial e_1 , but this is more related to the initial conditions – it is required to limit the value of the z-component of the angular momentum to a value that is less than the variation induced by the octupolar term.

Figure 22 shows an integration of the case chosen by Li et al. (2014a) in Figure 2 of that paper. We see that the ‘flip’ is indeed associated with a saddle point in ω_2 – where the direction of preces-

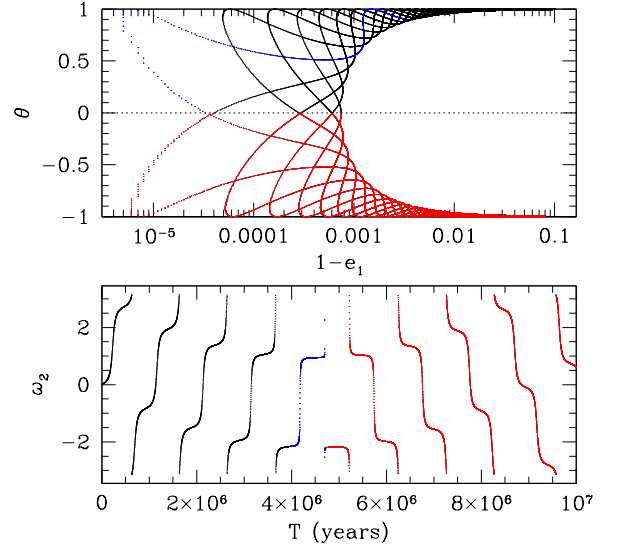


Figure 22. The upper panel shows an example of the ‘Coplanar flip’ discussed in Li et al. (2014a). The parameters here are chosen to reproduce Figure 2 of that paper. The masses are $M_c = 1M_\odot$, $M_1 = 0.001M_\odot$, $M_2 = 0.02M_\odot$ and the semi-major axes are $a_1 = 1\text{AU}$ and $a_2 = 50\text{AU}$. The initial eccentricities are $e_1 = 0.9$ and $e_2 = 0.7$. The initial mutual inclination is 5° and the arguments of periastron are chosen to be $\omega_1 = \omega_2 = 0$ in the invariable plane. The lower panel shows the precession of the angle ω_2 in the neighbourhood of the first flip. The curves are red if $i_{\text{tot}} > 90^\circ$. We see that the flip is associated with a reversal in the direction of precession of ω_2 i.e., it has passed through the saddle point at $\theta = 0$ and $e_1 \sim 1$. The last cycle in ω_2 is highlighted in blue and demonstrates that the transition from almost coplanar to flip is rapid – as noted by Li et al., who found this happened much more rapidly than in the Kozai-Lidov case.

sion reverses. For lower values of e_2 , the precession of ω_2 does not reverse and the inclination increases by only a small amount. We also highlight the cycle in ω_2 that leads to the flip in blue. This demonstrates the speed at which the transition occurs – because it is a direct passage through the saddle point and not a diffusive evolution like in the case of the flips driven by the Eccentric Kozai-Lidov evolution.

6.4 The Inverse Kozai-Lidov Resonance

The original Kozai-Lidov solution represents the fixed point associated with an inner test particle, and is found above a critical inclination (at low e_1) of $\theta^2 = 3/5$. The equivalent solution for an outer test particle yields another critical inclination at $\theta^2 = 1/5$ (Jefferys & Moser 1966; Krasinsky 1972; Lidov & Ziglin 1976) at quadrupole order. Figure 23 shows the critical inclinations I_{crit} (the $e_1 \rightarrow 0$ limit) of various orbital families, as a function of μ_{12} (keeping $\alpha_{12} = 0.05$). The changeover from the \mathcal{P}_Q family to the \mathcal{P}_1 contribution is because $\dot{\omega}_1 = 0$ and $\dot{\omega}_2 = 0$ have different quadrupolar limits as the mass ratio increases, and it requires large octupolar corrections to satisfy both criteria simultaneously. Eventually this violates the $\epsilon < 0.1$ criterion, although the addition of higher order terms can recover a solution in this limit (Gallardo et al. 2012; Naoz et al. 2017; Vinson & Chiang 2018; de Elía et al. 2019).

Within context of our classification, the ‘inverse Kozai-Lidov resonance’ (as defined by Vinson & Chiang (2018)) is related to the

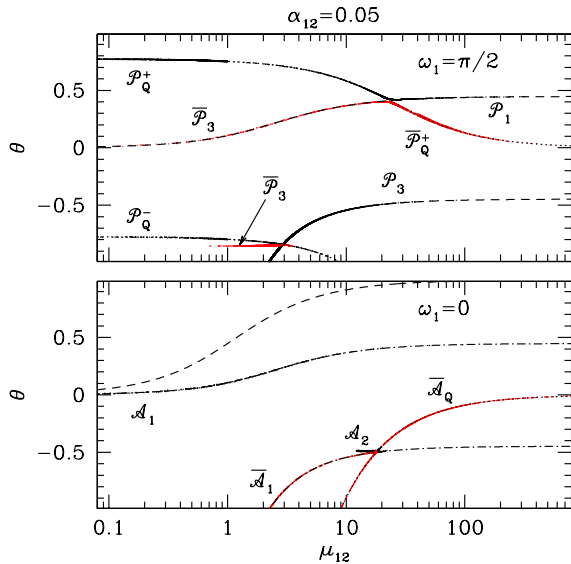


Figure 23. The upper panel shows the critical inclinations ($e_1 = 0$) for the orbital families in the case $\omega_1 = \pi/2$. Black points are the apsidally aligned families, and red points are the apsidally anti-aligned. The lower panel shows the equivalent for the $\omega_1 = 0$ cases. The dotted lines indicate the quadrupole constraint on $\dot{\omega}_1 = 0$, the dashed curve indicates the quadrupolar term $\dot{\omega}_2 = 0$ and the dot-dashed curve indicates the octupolar term $\dot{\omega}_2 = 0$.

high- e_2 extensions of the original quadrupolar family (\mathcal{P}_1 for the prograde case, \mathcal{P}_3 for the retrograde case) rather than the low e_2 extensions \mathcal{P}_Q^+ and \mathcal{P}_Q^- that form the natural generalisations of the Kozai-Lidov family, as these latter families either tend to polar or disappear in the high μ_{12} limit.

6.5 Warm Jupiters

The presence of giant planets on scales ~ 0.1 – 1 AU (‘Warm’ Jupiters) is considered to be a curious phenomenon, given that the most common theories of giant planet formation suggest that planets are easier to form on larger scales. The presence of ‘Hot’ Jupiters, with $a < 0.1$ AU is suggested to be a consequence of either migration through a disk to the inner edge (Goldreich & Tremaine 1980; Lin & Papaloizou 1986; Lin et al. 1996) or by the tidal capture of planets excited to high eccentricity orbits due to either planetary scattering (Rasio & Ford 1996; Weidenschilling & Marzari 1996) or secular interactions (e.g., Fabrycky & Tremaine 2007; Naoz et al. 2011; Wu & Lithwick 2011; Naoz et al. 2012; Stephan et al. 2018). Warm Jupiters fall in between these two classes. It has been proposed that such planets may be in the process of a slow or stalled tidal drag-down because their periastra get close enough to the star for meaningful tidal dissipation only for a small fraction of the duration of secular oscillations (Dong et al. 2014; Petrovich & Tremaine 2016; Frewen & Hansen 2016). Dawson & Chiang (2014) present evidence that Warm Jupiters with outer planetary companions have substantial mutual inclinations, based on the clustering of the projected $\delta\omega$ near values $\sim 90^\circ$. This clustering is related to the fact that systems undergoing large librations about the \mathcal{P}_Q^+ family approach the O_C saddle point and the preferred value of $\theta \sim 0.77$ emerges

from the location of the \mathcal{P}_Q^+ family in the limit of $\mu_{12} < 1$ (which holds for most of the Warm Jupiter systems).

6.6 High Eccentricity Orbits

Much of the interest in hierarchical triples derives from their potential to generate high eccentric orbits through Kozai-Lidov oscillations (Naoz 2016). One new feature identified here is the existence of highly eccentric fixed point families, where the eccentricity remains high. The \mathcal{P}_R and $\overline{\mathcal{P}}_R$ families exist for approximately polar orbits, while the \mathcal{P}_2 and $\overline{\mathcal{P}}_2$ families exist for retrograde orbits in the limit of large μ_{12} . These families of orbits potentially offer alternative pathways to high eccentricity migration, but would require a dissipative process to place a system into such a configuration if one started from a traditional coplanar alignment.

7 CONCLUSIONS

Our goal in this paper is to survey the stationary points of the hierarchical three body problem. We aim to understand the variety of possible secular behaviours available to planetary systems in hierarchical configurations.

The principal feature at the quadrupole level of approximation is the fixed point family Q_2 , identified originally by Lidov and Kozai (Kozai 1962; Lidov 1962), along with several saddle points that appear in various limits (Ziglin 1975; Lidov & Ziglin 1976). We find that the same fixed point behaviour appears at the octupolar level, for small but non-zero values of the outer planet eccentricity e_2 , although it is split between two fixed point families, \mathcal{P}_Q and $\overline{\mathcal{P}}_Q$, depending on whether ω_1 and ω_2 are aligned or anti-aligned. An interesting feature of these families is that, for larger mass ratios, the apsidal alignment can change as a function of e_1 . These switches are associated with the change in sign of $\dot{\omega}_1$ and $\dot{\omega}_2$ at quadrupole order.

In addition to identifying the analogue to the quadrupolar family, we also identify extensions to this family, with both prograde and retrograde cases. These new fixed point families are distinct in that they are branches that continue up to much larger e_2 and have no analogue at the quadrupolar level. They demonstrate that the octupolar contribution can do more than simply induce variations about the quadrupole solution and contribute to chaos – it can also help to fix and stabilise new equilibria. Elements of these families are also the most robust against the destabilising effects of relativistic precession when the inner planet gets close to the central star.

The secular architecture gets more diverse as μ_{12} increases (at fixed α), with the various new fixed points appearing for $\mu_{12} > 1$ and the original Kozai-Lidov family tending to polar orbits as μ_{12} gets large. We also find several stationary points for retrograde configurations.

We also find a variety of special case solutions, most of which are saddle points (although we recover the known extension of the Laplace-Lagrange solution in the coplanar limit). As one would expect, many of these are associated with the transitions between circulation and libration about one of the fixed points. One saddle point of dynamical significance is that in the radial, coplanar limit, which is responsible for the coplanar flip behaviour identified by Li et al. (2014a).

These results indicate that the secular architecture of multiplanet systems contains several possible fixed points, especially in the case of more massive inner planets. Although current methods of planet detection yield only weak constraints on mutual inclination in most cases, the anticipated astrometric information to be gained from GAIA in the near future (Perryman et al. 2014) may allow us to

constrain the full three dimensional behaviour of the best studied systems and to classify their dynamics in terms of the behaviour outlined here.

This research has made use of NASA’s Astrophysics Data System and of the NASA Exoplanet Archive, which is operated by the California Institute of Technology, under contract with the National Aeronautics and Space Administration under the Exoplanet Exploration Program. S.N. acknowledge partial support from the NSF through grant No. AST- 1739160. Moreover, S.N. thanks Howard and Astrid Preston for their generous support. The authors acknowledge a helpful referee report.

Data availability: All data used in this paper are available upon request from the corresponding author.

REFERENCES

- Antognini J. M. O., 2015, *MNRAS*, **452**, 3610
 Dawson R. I., Chiang E., 2014, *Science*, **346**, 212
 Dawson R. I., Johnson J. A., 2018, *ARA&A*, **56**, 175
 Dong S., Katz B., Socrates A., 2014, *ApJ*, **781**, L5
 Fabrycky D., Tremaine S., 2007, *ApJ*, **669**, 1298
 Ferrer S., Osacar C., 1994, *Celestial Mechanics and Dynamical Astronomy*, **58**, 245
 Ford E. B., Kozinsky B., Rasio F. A., 2000, *ApJ*, **535**, 385
 Frewen S. F. N., Hansen B. M. S., 2016, *MNRAS*, **455**, 1538
 Gallardo T., Hugo G., Pais P., 2012, *Icarus*, **220**, 392
 Goldreich P., Tremaine S., 1980, *ApJ*, **241**, 425
 Hamers A. S., Portegies Zwart S. F., 2016, *MNRAS*, **459**, 2827
 Harrington R. S., 1968, *AJ*, **73**, 190
 Henon M., 1976, *Celestial Mechanics*, **13**, 267
 Innanen K. A., Zheng J. Q., Mikkola S., Valtonen M. J., 1997, *AJ*, **113**, 1915
 Jefferys W. H., Moser J., 1966, *AJ*, **71**, 568
 Kozai Y., 1962, *AJ*, **67**, 591
 Krasinsky G. A., 1972, *Celestial Mechanics*, **6**, 60
 Lee M. H., Peale S. J., 2003, *ApJ*, **592**, 1201
 Li G., Naoz S., Kocsis B., Loeb A., 2014a, *ApJ*, **785**, 116
 Li G., Naoz S., Holman M., Loeb A., 2014b, *ApJ*, **791**, 86
 Libert A.-S., Henrard J., 2006, *Icarus*, **183**, 186
 Libert A.-S., Henrard J., 2007, *Icarus*, **191**, 469
 Libert A. S., Tsiganis K., 2009, *A&A*, **493**, 677
 Lidov M. L., 1962, *Planet. Space Sci.*, **9**, 719
 Lidov M. L., Ziglín S. L., 1976, *Celestial Mechanics*, **13**, 471
 Lim H., Rodríguez C. L., 2020, arXiv e-prints, p. arXiv:2001.03654
 Lin D. N. C., Papaloizou J., 1986, *ApJ*, **309**, 846
 Lin D. N. C., Bodenheimer P., Richardson D. C., 1996, *Nature*, **380**, 606
 Liu B., Muñoz D. J., Lai D., 2015, *MNRAS*, **447**, 747
 Liu B., Lai D., Wang Y.-H., 2019, *ApJ*, **883**, L7
 Marcy G. W., Butler R. P., Vogt S. S., Fischer D., Liu M. C., 1999, *ApJ*, **520**, 239
 Marcy G., Butler R. P., Fischer D., Vogt S., Wright J. T., Tinney C. G., Jones H. R. A., 2005, *Progress of Theoretical Physics Supplement*, **158**, 24
 Mayor M., Queloz D., 1995, *Nature*, **378**, 355
 Michtchenko T. A., Malhotra R., 2004, *Icarus*, **168**, 237
 Michtchenko T. A., Ferraz-Mello S., Beaugé C., 2006, *Icarus*, **181**, 555
 Migaszewski C., Goździewski K., 2009, *MNRAS*, **395**, 1777
 Migaszewski C., Goździewski K., 2011, *MNRAS*, **411**, 565
 Murray C. D., Dermott S. F., 1999, *Solar system dynamics*. Cambridge University Press
 Naoz S., 2016, *ARA&A*, **54**, 441
 Naoz S., Farr W. M., Lithwick Y., Rasio F. A., Teyssandier J., 2011, *Nature*, **473**, 187
 Naoz S., Farr W. M., Rasio F. A., 2012, *ApJ*, **754**, L36
 Naoz S., Farr W. M., Lithwick Y., Rasio F. A., Teyssandier J., 2013a, *MNRAS*, **431**, 2155
 Naoz S., Kocsis B., Loeb A., Yunes N., 2013b, *ApJ*, **773**, 187
 Naoz S., Li G., Zanardi M., de Elía G. C., Di Sisto R. P., 2017, *AJ*, **154**, 18
 Naoz S., Will C. M., Ramirez-Ruiz E., Hees A., Ghez A. M., Do T., 2020, *ApJ*, **888**, L8
 Perryman M., Hartman J., Bakos G. Á., Lindegren L., 2014, *ApJ*, **797**, 14
 Petrovich C., Tremaine S., 2016, *ApJ*, **829**, 132
 Rasio F. A., Ford E. B., 1996, *Science*, **274**, 954
 Stephan A. P., Naoz S., Gaudi B. S., 2018, *AJ*, **156**, 128
 Udry S., Santos N. C., 2007, *ARA&A*, **45**, 397
 Veras D., Ford E. B., 2010, *ApJ*, **715**, 803
 Vinson B. R., Chiang E., 2018, *MNRAS*, **474**, 4855
 Volpi M., Roisin A., Libert A.-S., 2019, *A&A*, **626**, A74
 Weidenschilling S. J., Marzari F., 1996, *Nature*, **384**, 619
 Will C. M., 2014, *Classical and Quantum Gravity*, **31**, 244001
 Will C. M., 2017, *Phys. Rev. D*, **96**, 023017
 Wu Y., Lithwick Y., 2011, *ApJ*, **735**, 109
 Wu Y., Murray N., 2003, *ApJ*, **589**, 605
 Wu Y., Murray N. W., Ramsahai J. M., 2007, *ApJ*, **670**, 820
 Zanardi M., de Elía G. C., Di Sisto R. P., Naoz S., Li G., Guilera O. M., Brunini A., 2017, *A&A*, **605**, A64
 Zanardi M., de Elía G. C., Di Sisto R. P., Naoz S., 2018, *A&A*, **615**, A21
 Ziglín S. L., 1975, *Soviet Astronomy Letters*, **1**, 194
 de Elía G. C., Zanardi M., Dugaro A., Naoz S., 2019, *A&A*, **627**, A17

APPENDIX A: OCTUPOLE EQUATIONS

Our analysis of the stationary points is based on the equations in section 8 of Naoz (2016). For completeness we reproduce the equations here. Some simplifying quantities are

$$B = 2 + 5e_1^2 - 7e_1^2 \cos 2\omega_1 \quad (\text{A1})$$

$$A = 4 + 3e_1^2 - \frac{5}{2}B(1 - \theta^2) \quad (\text{A2})$$

$$\cos \phi = -\cos \omega_1 \cos \omega_2 - \theta \sin \omega_1 \sin \omega_2. \quad (\text{A3})$$

We can simplify our expressions a little because we are interested in the zeroes of the equations and so the absolute timescales is not of immediate relevance. We consequently divide out the quantity $6C_2/G_1$ from Naoz (2016). After this operation, the precession of the inner body is given by

$$\dot{\omega}_1 = \mathcal{F}_1 + \mathcal{F}_2 \cos 2\omega_1 - \frac{5}{8} \frac{\alpha_{12} e_2}{(1 - e_2^2)} [\mathcal{F}_3 + \mathcal{F}_4] \quad (\text{A4})$$

where

$$\mathcal{F}_1 = 5\theta^2 + e_1^2 - 1 + (2 + 3e_1^2)\beta\theta \quad (\text{A5})$$

$$\mathcal{F}_2 = 5(1 - \theta^2 - e_1^2 - \beta e_1^2 \theta^2) \quad (\text{A6})$$

$$\frac{\mathcal{F}_3}{e_1(\theta + \beta)} = \sin \omega_1 \sin \omega_2 \left[10(3\theta^2 - 1)(1 - e_1^2) + A \right] - 5B\theta \cos \phi \quad (\text{A7})$$

$$\frac{e_1 \mathcal{F}_4}{(1 - e_1^2)} = \sin \omega_1 \sin \omega_2 \left[10\theta(1 - \theta^2)(1 - 3e_1^2) \right] + (3A + 2 - 10\theta^2) \cos \phi \quad (\text{A8})$$

where $\beta = G_1/G_2 = \mu_{12}\alpha_{12}^{1/2} \sqrt{(1 - e_1^2)/(1 - e_2^2)}$. Note that we have assumed $m_1, m_2 \ll m_0$ in calculating the prefactor of \mathcal{F}_3 and \mathcal{F}_4 , so that this applies primarily to the planet problem.

The precession of the outer body is given by

$$\dot{\omega}_2 = \mathcal{F}_5 + \mathcal{F}_6 \cos 2\omega_1 - \frac{5}{8} \frac{e_1}{(1 - e_2^2)} [\mathcal{F}_7 + \mathcal{F}_8] \quad (\text{A9})$$

where

$$\mathcal{F}_5 = (2 + 3e_1^2) \left[\frac{\beta}{2} (5\theta^2 - 1) + \theta \right] \quad (\text{A10})$$

$$\mathcal{F}_6 = 5e_1^2 \left[\frac{\beta}{2} (5\theta^2 - 3) - \theta \right] \quad (\text{A11})$$

$$\begin{aligned} \mathcal{F}_7 = & \sin \omega_1 \sin \omega_2 \left[\frac{\beta}{e_2} (1 + 4e_2^2) 10\theta (1 - \theta^2) (1 - e_1^2) \right. \\ & \left. - e_2 (1 + \beta\theta) (A + 10(3\theta^2 - 1)(1 - e_1^2)) \right] \quad (\text{A12}) \end{aligned}$$

$$\mathcal{F}_8 = \cos \phi \left(5B\theta e_2 (1 + \beta\theta) + \frac{(1 + 4e_2^2)}{e_2} \beta A \right) \quad (\text{A13})$$

To complete the description of the stationary points, we also need the rate of change of the eccentricities,

$$\frac{\dot{e}_1}{1 - e_1^2} = \mathcal{F}_9 \sin 2\omega_1 - \frac{5}{8} \frac{\alpha_{12} e_2}{1 - e_2^2} (\mathcal{F}_{10} + \mathcal{F}_{11}) \quad (\text{A14})$$

where

$$\mathcal{F}_9 = 5e_1(1 - \theta^2) \quad (\text{A15})$$

$$\mathcal{F}_{10} = 35 \cos \phi (1 - \theta^2) e_1^2 \sin 2\omega_1 \quad (\text{A16})$$

$$\begin{aligned} \mathcal{F}_{11} = & \theta \left[A - 10(1 - \theta^2)(1 - e_1^2) \right] \cos \omega_1 \sin \omega_2 \\ & - A \sin \omega_1 \cos \omega_2 \quad (\text{A17}) \end{aligned}$$

and

$$\frac{\dot{e}_2}{1 - e_2^2} = \frac{5}{8} \frac{\alpha_{12} e_1}{1 - e_2^2} \beta \mathcal{F}_{12} \quad (\text{A18})$$

where

$$\begin{aligned} \mathcal{F}_{12} = & \theta \left(10(1 - \theta^2)(1 - e_1^2) - 1 \right) \sin \omega_1 \cos \omega_2 \\ & + A \cos \omega_1 \sin \omega_2 \quad (\text{A19}) \end{aligned}$$

This figure "3Pan.png" is available in "png" format from:

<http://arxiv.org/ps/2011.07103v1>

This figure "Bq.png" is available in "png" format from:

<http://arxiv.org/ps/2011.07103v1>

This figure "BqA2.png" is available in "png" format from:

<http://arxiv.org/ps/2011.07103v1>

This figure "C2D2.png" is available in "png" format from:

<http://arxiv.org/ps/2011.07103v1>

This figure "C1D1D3.png" is available in "png" format from:

<http://arxiv.org/ps/2011.07103v1>

This figure "C3evol.png" is available in "png" format from:

<http://arxiv.org/ps/2011.07103v1>

This figure "C3multi.png" is available in "png" format from:

<http://arxiv.org/ps/2011.07103v1>

This figure "CRlow.png" is available in "png" format from:

<http://arxiv.org/ps/2011.07103v1>

This figure "CopFlip.png" is available in "png" format from:

<http://arxiv.org/ps/2011.07103v1>

This figure "Coplanar.png" is available in "png" format from:

<http://arxiv.org/ps/2011.07103v1>

This figure "EKL.png" is available in "png" format from:

<http://arxiv.org/ps/2011.07103v1>

This figure "FamComp.png" is available in "png" format from:

<http://arxiv.org/ps/2011.07103v1>

This figure "LZmap.png" is available in "png" format from:

<http://arxiv.org/ps/2011.07103v1>

This figure "Qpar0.png" is available in "png" format from:

<http://arxiv.org/ps/2011.07103v1>

This figure "MapC1.png" is available in "png" format from:

<http://arxiv.org/ps/2011.07103v1>

This figure "MuyC.png" is available in "png" format from:

<http://arxiv.org/ps/2011.07103v1>

This figure "Rel3.png" is available in "png" format from:

<http://arxiv.org/ps/2011.07103v1>

This figure "Naoz13Fig6.png" is available in "png" format from:

<http://arxiv.org/ps/2011.07103v1>

This figure "PQlow.png" is available in "png" format from:

<http://arxiv.org/ps/2011.07103v1>

This figure "RelStab.png" is available in "png" format from:

<http://arxiv.org/ps/2011.07103v1>

This figure "Spec3.png" is available in "png" format from:

<http://arxiv.org/ps/2011.07103v1>

This figure "antiperp.png" is available in "png" format from:

<http://arxiv.org/ps/2011.07103v1>

This figure "evol0.png" is available in "png" format from:

<http://arxiv.org/ps/2011.07103v1>

This figure "Example1.png" is available in "png" format from:

<http://arxiv.org/ps/2011.07103v1>

This figure "FamComp2.png" is available in "png" format from:

<http://arxiv.org/ps/2011.07103v1>

This figure "FamEvol.png" is available in "png" format from:

<http://arxiv.org/ps/2011.07103v1>

This figure "evolanti.png" is available in "png" format from:

<http://arxiv.org/ps/2011.07103v1>

This figure "evolperp.png" is available in "png" format from:

<http://arxiv.org/ps/2011.07103v1>

This figure "himufig.png" is available in "png" format from:

<http://arxiv.org/ps/2011.07103v1>

This figure "lowmufig.png" is available in "png" format from:

<http://arxiv.org/ps/2011.07103v1>

This figure "mapq2.png" is available in "png" format from:

<http://arxiv.org/ps/2011.07103v1>

This figure "mapq3.png" is available in "png" format from:

<http://arxiv.org/ps/2011.07103v1>

This figure "mapq6.png" is available in "png" format from:

<http://arxiv.org/ps/2011.07103v1>

This figure "medmufig.png" is available in "png" format from:

<http://arxiv.org/ps/2011.07103v1>

This figure "quadzoom.png" is available in "png" format from:

<http://arxiv.org/ps/2011.07103v1>

This figure "wide.png" is available in "png" format from:

<http://arxiv.org/ps/2011.07103v1>