

# CONVERGENCE OF CURVATURE FLOWS FOR HYPER-IDEAL POLYHEDRAL METRICS

HUABIN GE, BOBO HUA, AND FENG KE

**ABSTRACT.** In this paper, we study a variant of the combinatorial curvature flow introduced by Luo [10] for closed pseudo 3-manifolds. We proved that if the valence of each edge is at least 10, then there exists a hyper-ideal polyhedral metric with zero curvature, and the flow converges to the metric exponentially fast for small initial data. As a corollary, for a 3-manifold with boundary equipped with an ideal triangulation satisfying the above property, the flow produces a hyperbolic metric with totally geodesic boundary.

## CONTENTS

1. Introduction	1
2. Preliminaries	7
2.1. Generalized hyper-ideal tetrahedra	7
2.2. Co-volume of a generalized hyper-ideal tetrahedron	10
3. Geometric properties for a generalized hyper-ideal tetrahedron	12
4. Extended curvature flows	18
5. Proof of Main Theorems	23
References	28

## 1. INTRODUCTION

Suppose that  $M$  is a compact atoroidal Haken 3-manifold that has zero Euler characteristic. Then the interior of  $M$  admits a complete hyperbolic metric of finite volume. This is famous Thurston's hyperbolization theorem for Haken manifolds, whose proof is called "the big monster". Due to the "JSJ" decomposition theorem and the Dehn surgery technique, compact 3-manifolds with toric boundary often appear. For a compact 3-manifold  $M$  with totally geodesic boundary, Thurston's hyperbolization theorem states that  $M$  admits a hyperbolic structure if and only if  $M$  is irreducible without incompressible tori and atoroidal.

In geometric analysis, the Ricci flow is a powerful technique to deform the metrics on a manifold, which leads to many important results, e.g. the solution of Poincaré's conjecture [7], [14], [15], [16]. For a triangulated surface, Luo and Chow [2] introduced the combinatorial Ricci

flow to deform the circle packing metrics, and gave an alternative proof of the celebrated Koebe-Andreiev-Thurston theorem. For a compact triangulated 3-manifold with boundary consisting of surfaces of negative Euler characteristic, Luo [10] introduced a combinatorial curvature flow on the set of edges in order to find the complete hyperbolic metric with totally geodesic boundary on the manifold. Our project is to study Thurston's hyperbolization theorem for 3-manifolds by combinatorial Ricci flow methods. In this paper, we study a combinatorial curvature flow analogous to Luo's flow and prove the existence of the polyhedral metric with zero-curvature on edges under some combinatorial condition.

We recall the setting of 3-dimensional triangulated spaces. Let  $\{T_1, \dots, T_t\}$ ,  $t \in \mathbb{N}$ , be a finite collection of combinatorial tetrahedra and  $\mathcal{T}$  be the disjoint union  $T_1 \sqcup \dots \sqcup T_t$ , which is a simplicial complex. The quotient space  $(M, \mathcal{T}) = \mathcal{T} / \sim$ , via a family of affine isomorphisms pairing faces of tetrahedra in  $\mathcal{T}$ , is called a *compact pseudo 3-manifold*  $M$  together with a triangulation  $\mathcal{T}$ . Note that simplexes in  $\mathcal{T}$  are equivalent classes of simplexes in  $\mathcal{T}$ . Pseudo 3-manifolds are very general concepts, which include manifolds with triangulation as special cases.  $M$  is called a *closed pseudo 3-manifold* if each codimension-1 face of tetrahedra in  $\mathcal{T}$  is identified with another codimension-1 face. We denote by  $V = V(\mathcal{T})$  (resp.  $E = E(\mathcal{T})$ ) the set of vertices (resp. edges) in  $\mathcal{T}$ , which are equivalent classes for vertices (resp. edges) of tetrahedra in  $\mathcal{T}$  via the gluing. We define the *valence of an edge*  $e \in E$ , denoted by  $d_e$ , to be the number of edges in  $\mathcal{T}$  identified to  $e$ , i.e. in the equivalent class of  $e$ .

A *hyper-ideal tetrahedron*  $\sigma$  in  $\mathbb{H}^3$ , the hyperbolic 3-space, is a compact convex polyhedron that is diffeomorphic to a truncated tetrahedron in the 3-dimensional Euclidean space and its four hexagonal faces are right-angled hyperbolic hexagons, see Figure 1. The four triangular faces,

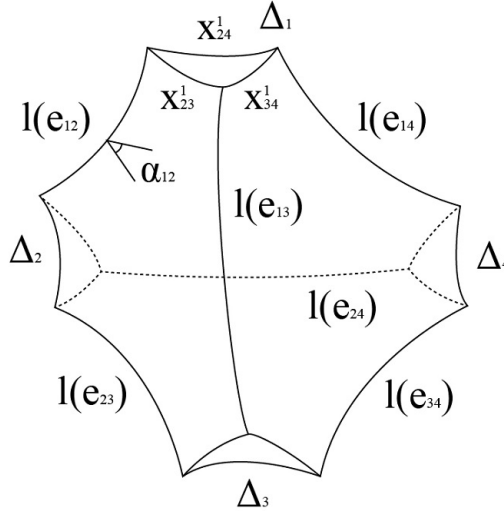


FIGURE 1. Hyper-ideal tetrahedron

isometric to hyperbolic triangles, are called vertex triangles. An edge in a hyper-ideal tetrahedron is the intersection of two hexagonal faces, and a vertex edge is the intersection of a hexagonal face and a vertex triangle. The dihedral angle at an edge is the angle between the two hexagonal faces adjacent to it. Let  $\Delta_i$ ,  $i = 1, 2, 3, 4$ , be the four vertex triangles of the truncated hyper-ideal tetrahedra  $\sigma$ . For  $\{i, j\} \subset \{1, 2, 3, 4\}$ , we denote by  $e_{ij}$  the edge joining  $\Delta_i$  to  $\Delta_j$ . The length of  $e_{ij}$  is denoted by  $l_{ij}$  and dihedral angle at  $e_{ij}$  is denoted by  $\alpha_{ij}$  (always assuming  $l_{ij} = l_{ji}$ ,  $\alpha_{ij} = \alpha_{ji}$ ). The geometry of a hyper-ideal tetrahedron is determined by  $(l_{12}, l_{13}, l_{14}, l_{23}, l_{24}, l_{34}) \in \mathbb{R}_{>0}^6$ , the positive orthant of  $\mathbb{R}^6$ . The set of isometric classes of hyper-ideal tetrahedra can be described as a subset  $\mathcal{L}$  of  $\mathbb{R}_{>0}^6$ , which is not a convex subset, see Proposition 2.5. From the combinatorial point of view, any hyper-ideal tetrahedron corresponds to a combinatorial tetrahedron  $T$  via identifying  $\Delta_i$  (resp.  $e_{ij}$ ) with vertices (resp. edges) of  $T$ . For a finite set  $A$ , we denote by  $\mathbb{R}^A$  (resp.  $\mathbb{R}_{>0}^A$ ) the set of functions (resp. positive functions) on  $A$ . Each function in  $\mathbb{R}^A$  is identified to a vector in  $\mathbb{R}^{|A|}$  for a fixed ordering of  $A$ , where  $|A|$  denotes the cardinality of  $A$ . We don't distinguish functions in  $\mathbb{R}^A$  and vectors in  $\mathbb{R}^{|A|}$  in this paper.

**Definition 1.1.** A hyper-ideal polyhedral metric, called a hyper-ideal metric in short, on  $(M, \mathcal{T})$  is obtained by replacing each tetrahedron in  $\mathcal{T}$  by a hyper-ideal tetrahedron and replacing the affine gluing homeomorphisms by isometries preserving the corresponding hexagonal faces. We denote by  $l \in \mathbb{R}_{>0}^E$  the edge length vector of the hyper-ideal metric, written as  $l = (l(e_1), \dots, l(e_m))$ , where  $E = \{e_1, \dots, e_m\}$ . The above construction yields a metric space  $S(M, \mathcal{T}, l)$ , which is uniquely determined by  $l$ . We denote by  $\mathcal{L}(M, \mathcal{T}) \subset \mathbb{R}_{>0}^E$  the set of all hyper-ideal metrics on  $(M, \mathcal{T})$  parametrized by the edge length vector  $l$ .

**Definition 1.2.** For a closed pseudo 3-manifold  $(M, \mathcal{T})$  with the edge length vector  $l$ , the curvature at each edge  $e$  is defined as

$$(1.1) \quad K_e(l) = 2\pi - C_e$$

where  $C_e$  is the cone angle at  $e$ , i.e. the total dihedral angle in tetrahedra incident to  $e$ , see Definition 4.1. This provides the curvature vector,  $K = K(l) = (K_{e_1}(l), \dots, K_{e_m}(l))$ , where  $E = \{e_1, \dots, e_m\}$ .

For a closed pseudo 3-manifold  $(M, \mathcal{T})$ , let  $U(V)$  denote an open regular neighborhood of the set of vertices  $V$  in  $M$ . For any given  $l \in \mathcal{L}(M, \mathcal{T})$ , by the construction the metric space  $S(M, \mathcal{T}, l)$ , which is a hyperbolic cone metric with possible singularity on edges, is homeomorphic to  $M - U(V)$ . The main purpose is to find cone metrics with no singularity on edges, i.e.  $K_e = 0$  for all  $e \in E$ , which is called a *zero-curvature hyper-ideal metric*.

We recall the motivation for the above construction in the literature, see e.g. [10]. Suppose  $N$  is a compact 3-manifold with non-empty boundary, whose boundary consists of a union of surfaces of negative Euler characteristic. The purpose is to find a hyperbolic metric on  $N$  with totally geodesic boundary. Let  $C(N)$  be the compact 3-space obtained by coning off each boundary component of  $N$  to a point. In particular, if  $N$  has  $k$  boundary components, then there

are exactly  $k$  cone points  $\{v_1, \dots, v_k\}$  in  $C(N)$  so that  $C(N) - \{v_1, \dots, v_k\}$  is homeomorphic to  $N - \partial N$ . An *ideal triangulation*  $\mathcal{T}$  of  $N$  is a triangulation  $\mathcal{T}$  of  $C(N)$  such that the vertices of the triangulation are exactly the cone points  $\{v_1, \dots, v_k\}$ . By Moise [12], every compact 3-manifold  $N$  can be ideally triangulated. In our terminology,  $(C(N), \mathcal{T})$  is a closed pseudo 3-manifold and  $N$  is homeomorphic to  $C(N) - st(v_1, \dots, v_k)$ , where  $st(v_1, \dots, v_k)$  is the open star of the vertices  $\{v_1, \dots, v_k\}$  in the second barycentric subdivision of the triangulation  $\mathcal{T}$ . As in Definition 1.1, we can endow  $(C(N), \mathcal{T})$  with various hyper-ideal metrics. If there is a hyper-ideal metric  $l \in \mathcal{L}(C(N), \mathcal{T})$  with zero curvature at edges, then we obtain a hyperbolic metric with totally geodesic boundary on  $N$  given by the metric space  $S(C(N), \mathcal{T}, l)$  constructed in Definition 1.1. This is called a *geometric decomposition* (or *geometric realization*) of a hyperbolic metric on  $N$  associated with the ideal triangulation  $\mathcal{T}$ .

Motivated by [2], for a compact 3-manifold with boundary equipped with ideal triangulation, or more generally a closed pseudo 3-manifolds  $(M, \mathcal{T})$ , Luo [10] initiated the following (combinatorial) curvature flow  $l(t) \in \mathcal{L}(M, \mathcal{T})$  to study the existence of hyperbolic metrics,

$$(1.2) \quad \frac{d}{dt}l(t) = K(l(t)), \quad \forall t \geq 0.$$

The vector-valued equation (1.2) reads as

$$\frac{d}{dt}l(e, t) = K_e(l(t)), \quad \forall e \in E, t \geq 0.$$

This is a negative gradient flow of a convex function, the so-called co-volume functional, on  $\mathcal{L}(M, \mathcal{T})$ . One of main difficulties to study the problems via the flow approach is that  $\mathcal{L}(M, \mathcal{T})$  is not convex in  $\mathbb{R}^E$ .

To circumvent the difficulty, Luo and Yang [9] extended the set of hyper-ideal metrics to a general framework. Given a tetrahedron  $\{1, 2, 3, 4\}$ , as is shown by [9], for any  $(l_{12}, \dots, l_{34}) \in \mathbb{R}_{>0}^6$ , one can associate it with a generalized hyper-ideal tetrahedron such that the extended dihedral angles  $\tilde{\alpha}_{ij}$ , extending dihedral angles for a hyper-ideal tetrahedron, are continuous functions of the edge lengths  $l_{ij}$ , see Definition 2.4 and Section 2. For any  $l \in \mathbb{R}_{>0}^6 - \mathcal{L}$ , it corresponds to a degenerate hyper-ideal tetrahedron, see Section 2 for details.

We define generalized hyper-ideal metrics on a compact pseudo 3-manifold  $(M, \mathcal{T})$  as follows. For any  $l \in \mathbb{R}_{>0}^E$ , we replace each tetrahedron in  $\mathcal{T}$  by a generalized hyper-ideal tetrahedron with edge lengths given by  $l$ , and glue them together in the topological sense. Since there are possibly some degenerate hyper-ideal tetrahedra, it may not produce any metric space structure. However, the extended dihedral angles are well defined, which are sufficient for our applications.

**Definition 1.3.** Let  $(M, \mathcal{T})$  be a compact pseudo 3-manifold. We call any  $l \in \mathbb{R}_{>0}^E$  a generalized hyper-ideal metric on  $(M, \mathcal{T})$ . For a closed pseudo 3-manifold, the generalized curvature of an edge  $e$ , denoted by  $\tilde{K}_e(l)$ , is defined similarly as in (1.1) by using extended dihedral angles  $\tilde{\alpha}_{ij}$ , and the generalized curvature vector is denoted by  $\tilde{K} = \tilde{K}(l)$ , see Definition 4.1 for the precise definition.

Note that the generalized curvature  $\tilde{K}$  extends the curvature  $K$  for hyper-ideal metrics, i.e.  $\tilde{K}(l) = K(l)$  for any  $l \in \mathcal{L}(M, \mathcal{T})$ .

By introducing a change of variables in (1.2), in this paper we study the following extended curvature flow on the set of generalized hyper-ideal metrics  $\mathbb{R}_{>0}^E$ ,

$$(1.3) \quad \begin{cases} \frac{d}{dt}l(t) = \tilde{K}(l(t))l(t), & l(t) \in \mathbb{R}_{>0}^E, \forall t \geq 0, \\ l(0) = l_0 \in \mathbb{R}_{>0}^E, \end{cases}$$

where the first equation reads as  $\frac{d}{dt}l(e, t) = \tilde{K}_e(l(t))l(e, t)$  for any  $e \in E$ . We say that *the flow converges* if there exists  $l_\infty \in \mathbb{R}_{>0}^E$  such that

$$l(t) \rightarrow l_\infty, \quad t \rightarrow \infty.$$

We prove the long-time existence and uniqueness of the extended curvature flow, and characterize the limit metric when the flow converges.

**Theorem 1.4.** *For any generalized hyper-ideal metric  $l_0 \in \mathbb{R}_{>0}^E$ , the extended curvature flow (1.3) exists a unique solution in  $\mathbb{R}_{>0}^E$  for all time  $t \in [0, \infty)$ . If the extended curvature flow converges to  $l_\infty \in \mathbb{R}_{>0}^E$ , then the generalized curvature of  $l_\infty$  vanishes, i.e.  $\tilde{K}(l_\infty) = 0$ .*

The convergence of the flow is the main purpose of the paper. We first give an example.

**Example 1.5.** *There is a 3-manifold  $N$ , whose boundary is a surface of genus 2, admitting an ideal triangulation  $\mathcal{T}$ , see [5]. The triangulation  $\mathcal{T}$  consists of 2 tetrahedra and one edge  $e$  with  $d_e = 12$ . One can show that for the initial data  $l_0(e) > 0$ , the flow (1.3) converges to a zero-curvature hyper-ideal metric with  $l_\infty(e) = \operatorname{arccosh} x_0$ , where  $x_0 \approx 1.1371$  is the positive solution of  $\frac{x^3+2x^2+x}{2x^3+3x^2-1} = \frac{\sqrt{3}}{2}$ . This provides a geometric decomposition of the hyperbolic metric on  $N$  associated with  $\mathcal{T}$ .*

By introducing some combinatorial condition on the valence of edges for a closed pseudo 3-manifold  $(M, \mathcal{T})$ , we can prove the convergence of the flow, and hence obtain the existence of zero-curvature hyper-ideal metric. The following are main results of the paper. For any interval  $I \subset (0, \infty)$ , we write

$$I^E := \{l \in \mathbb{R}_{>0}^E : l(e) \in I, \forall e \in E\}.$$

**Theorem 1.6.** *Let  $(M, \mathcal{T})$  be a closed pseudo 3-manifold satisfying that  $d_e \geq 10$  for all  $e \in E$ . Then there exists a zero-curvature hyper-ideal metric  $l \in \mathcal{L}(M, \mathcal{T})$ , which is unique in the class  $\mathbb{R}_{>0}^E$ . Moreover,*

$$l \in [(3 \max_{e \in E} d_e)^{-1}, \operatorname{arccosh} 3]^E.$$

**Remark 1.7.** (i) *There are some closed pseudo 3-manifolds satisfying the combinatorial condition that each edge has valence at least 10, e.g. Example 1.5. Under this condition, we conclude the existence of the metric with zero curvature.*

- (ii) *The metric  $l$  we obtained is a hyper-ideal metric, for which it associates with a metric space  $S(M, \mathcal{T}, l)$  via the gluing.*
- (iii) *We give a quantitative estimate for the size of the metric with zero curvature.*

To prove the result, we choose a small initial data  $l_0 \in \mathbb{R}_{>0}^E$ , and prove that the solution  $l(t)$  to the extended curvature flow (1.3) with initial data  $l_0$  converges to some limit  $l_\infty \in \mathbb{R}_{>0}^E$ . By Theorem 1.4,  $\tilde{K}(l_\infty) = 0$ . Moreover, we estimate the size of the limit metric, and adopt a new criterion, Theorem 3.9, to conclude that  $l_\infty \in \mathcal{L}(M, \mathcal{T})$ . Precisely, we prove the following theorem.

**Theorem 1.8.** *Let  $(M, \mathcal{T})$  be a closed pseudo 3-manifold satisfying that  $d_e \geq 10$  for all  $e \in E$ . For any initial data  $l_0 \in (0, \operatorname{arccosh} 3)^E$ , the solution  $l(t)$  to the extended curvature flow (1.3) satisfies  $l(t) \in (0, \operatorname{arccosh} 3)^E$  for all  $t \geq 0$ , which converges exponentially fast to a hyper-ideal metric  $l_\infty \in \mathcal{L}(M, \mathcal{T})$ . Moreover  $K(l_\infty) = 0$ .*

**Remark 1.9.** *The metric  $l_\infty$  can be found by using the flow (1.3) with any initial condition  $l_0 \in (0, \operatorname{arccosh} 3)^E$ . The exponential convergence result suggests that one can compute the metric  $l_\infty$  using numerical methods effectively.*

We sketch the proof strategy as follows. In step one, we prove that the solution  $l(t)$  to the flow (1.3) with initial data  $l_0$  is uniformly bounded on  $[0, \infty)$ , i.e. there exists  $C > 0$  such that  $|l(e, t)| \leq C$ , for any  $e \in E, t \geq 0$ . This yields the convergence of the flow, up to a time sequence  $t_i \rightarrow \infty$  ( $i \rightarrow \infty$ ), to the some limit  $l_\infty \in \mathbb{R}_{>0}^E$ . For the upper bound estimate, we derive a useful estimate for the dihedral angle at the longest edge of a generalized hyper-ideal tetrahedron, see Corollary 3.7. By the dihedral angle estimate, we obtain the upper bound estimate of  $l(t)$  in Theorem 5.1 using the combinatorial condition that  $d_e \geq 10$  for all  $e \in E$ . The lower bound estimate, Theorem 5.2, is based on the upper bound estimate and the dihedral angle estimate for the edge with small length, see Proposition 3.10. In step two, we need to show that  $l_\infty$  is in fact a hyper-ideal metric, i.e.  $l_\infty \in \mathcal{L}(M, \mathcal{T})$ . The set  $\mathcal{L}(M, \mathcal{T})$  has been characterized by Luo and Yang [9], see Proposition 2.5 below. For our purpose, we give a new criterion that  $(0, \operatorname{arccosh} 3]^E \subset \mathcal{L}(M, \mathcal{T})$ , see Theorem 3.9. Combining these results with the estimate for  $l(t)$  (hence for  $l_\infty$ ), we obtain the desired result.

Note that Theorem 1.6 provides a hyperbolic cone metric on a general pseudo 3-manifold, which might not even be a manifold. Applying it to compact 3-manifolds  $N$  with non-empty boundary and their ideal triangulations, we have the following result.

**Corollary 1.10.** *Let  $N$  is a compact 3-manifold with non-empty boundary, which consists of a union of surfaces of negative Euler characteristic. If there exists an ideal triangulation  $\mathcal{T}$  of  $C(N)$ , the coning of  $N$ , satisfying that  $d_e \geq 10$  for all  $e \in E$ , then there exists a hyperbolic metric on  $N$  with totally geodesic boundary, which is a geometric decomposition of a hyperbolic metric on  $N$  associated with  $\mathcal{T}$ .*

**Remark 1.11.** *Using tricky topological arguments, Costantino, Frigerio, Martelli and Petronio [3] proved a related result on the existence of hyperbolic metrics under combinatorial conditions: if a 3-manifold  $N$  has an ideal triangulation  $\mathcal{T}$  whose edges have valence at least 6, then  $N$  admits a hyperbolic metric with totally geodesic boundary and the edges are homotopically non-trivial with respect to the boundary of  $N$ , whence homotopic to geodesics. Although  $N$  admits a hyperbolic metric  $g$ , it is not known whether there is any geometric decomposition (or realization) of the hyperbolic metric  $g$  associated with the given triangulation  $\mathcal{T}$ . It is possible that  $g$  is realized by another triangulation  $\mathcal{T}'$ , not by  $\mathcal{T}$ . It is listed as a conjecture, see [3, Conjecture 0.8], that if  $N$  has an ideal triangulation  $\mathcal{T}$  whose edges have valence at least 6, then  $\mathcal{T}$  is realized by hyperbolic partially truncated tetrahedra. This is easily verified for the cases of triangulations whose edges have same valence, but not known in general. In this paper, we use the combinatorial flow method to give a partial answer to this conjecture for triangulations with edge valence at least 10, see Corollary 1.10. Moreover, in this case one can find a geometric decomposition of the hyperbolic metric  $g$  associated with  $\mathcal{T}$  using the flow (1.3) by Theorem 1.8.*

The paper is organized as follows. In the next section, we recall some results of generalized hyper-ideal tetrahedra obtained by [9]. In Section 3, we prove some new geometric properties for a generalized hyper-ideal tetrahedron. In Section 4, we study general properties for the extended curvature flow (1.3) and prove Theorem 1.4. In the last section, we prove the main result, Theorem 1.6 and Theorem 1.8.

## 2. PRELIMINARIES

In this section, we recall some results on the geometry of a hyper-ideal (or generalized hyper-ideal) tetrahedron obtained by [9].

**2.1. Generalized hyper-ideal tetrahedra.** A hyper-ideal tetrahedron  $\sigma$  in  $\mathbb{H}^3$  is a compact polyhedron that is diffeomorphic to a truncated tetrahedron in  $\mathbb{R}^3$ . An edge in a hyper-ideal tetrahedron is the intersection of two hexagonal faces, and a vertex edge is the intersection of one hexagonal face and one triangular face. A hyper-ideal tetrahedron has the following properties: firstly, its four hexagonal faces are right-angled hyperbolic hexagons; secondly, its four triangular faces, called vertex triangles, are isometric to hyperbolic triangles; thirdly, the dihedral angle between a hexagonal face and a vertex triangle is  $\frac{\pi}{2}$ , and the angle between two hexagonal faces adjacent to one edge is called the dihedral angle at the edge.

Let  $\mathbb{K}^3 \subset \mathbb{R}^3$  be the open ball representing the hyperbolic 3-space via the Klein model. Then we can obtain a hyper-ideal tetrahedron by the following process. Let  $\mathcal{P} \subset \mathbb{R}^3$  be a convex Euclidean tetrahedron such that each vertex  $v_i$  ( $i = 1, 2, 3, 4$ ) lies in  $\mathbb{R}^3 \setminus \mathbb{K}^3$  and each edge intersects  $\partial\mathbb{K}^3$ . Let  $C_i$  be the cone with the apex  $v_i$  tangent to  $\partial\mathbb{K}^3$  and  $\pi_i$  be the half-space not containing

$v_i$  such that  $\partial\pi_i \cap \partial\mathbb{K}^3 = C_i \cap \partial\mathbb{K}^3$ . Then, a hyper-ideal hyperbolic tetrahedron is given by  $P := \mathcal{P} \cap \bigcap_i \pi_i$ , see Figure 2.

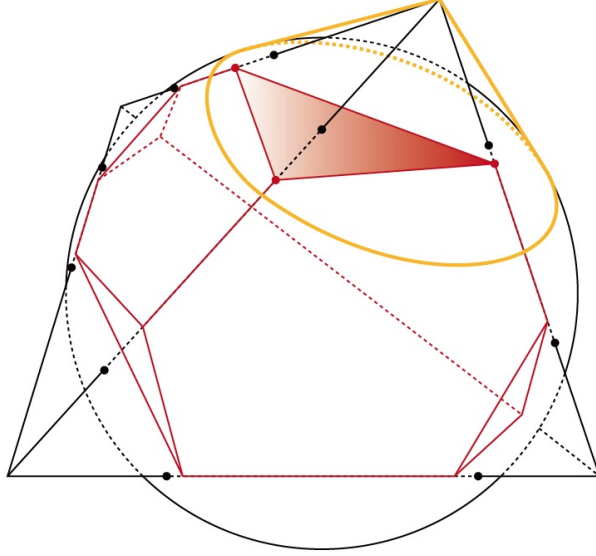


FIGURE 2. A hyper-ideal tetrahedron in the Klein model

Next, we recall some important results about the parameterization of the set of hyper-ideal tetrahedra and its extension for the set of generalized hyper-ideal tetrahedra, see [9] for more details. Let  $\{1, 2, 3, 4\}$  be a combinatorial tetrahedron. The indices  $i, j, k, h \in \{1, 2, 3, 4\}$  are always considered to be distinct in this paper. For a hyper-ideal tetrahedron  $\sigma$  based on  $\{1, 2, 3, 4\}$ , we denote by  $\Delta_i$  ( $e_{ij}$ ,  $l_{ij}$  and  $\alpha_{ij}$ , resp.) a vertex triangle (an edge, the edge length, and a dihedral angle, resp.) as in the introduction, and by  $H_{ijk}$  the hexagonal face adjacent to  $e_{ij}$ ,  $e_{ik}$  and  $e_{jk}$ . The length of the vertex edge  $\Delta_i \cap H_{ijk}$  is denoted by  $x_{jk}^i$ .

**Proposition 2.1** ([1, 4]). *Let  $\sigma$  be a hyper-ideal tetrahedron.*

- *The isometry class of  $\sigma$  is determined by its dihedral angle vector  $(\alpha_{12}, \dots, \alpha_{34})$  in  $\mathbb{R}^6$ , which satisfies the condition that  $\alpha_{ij} > 0$  for any  $\{i, j\} \subset \{1, 2, 3, 4\}$ , and  $\sum_{j \neq i} \alpha_{ij} < \pi$  for any fixed  $1 \leq i \leq 4$ .*
- *Conversely, given any  $(\alpha_{12}, \dots, \alpha_{34}) \in \mathbb{R}_{>0}^6$  satisfying that  $\sum_{j \neq i} \alpha_{ij} < \pi$  for each  $1 \leq i \leq 4$ , there exists a hyper-ideal tetrahedron whose dihedral angles are given by  $\alpha_{ij}$ .*
- *The isometry class of  $\sigma$  is also determined by its edge length vector  $(l_{12}, \dots, l_{34}) \in \mathbb{R}_{>0}^6$ .*



Thus, the set of isometry classes of hyper-ideal tetrahedra parameterized by dihedral angles is the open convex polytope in  $\mathbb{R}^6$ ,

$$(2.1) \quad \mathcal{B} = \{(\alpha_{12}, \dots, \alpha_{34}) \in \mathbb{R}_{>0}^6 \mid \sum_{j \neq i} \alpha_{ij} < \pi, \text{ for all } 1 \leq i \leq 4\}.$$

Let  $vol(\cdot)$  denote the hyperbolic volume of a hyper-ideal tetrahedron. Then it can be regarded as a function  $vol : \mathcal{B} \rightarrow \mathbb{R}$ , and satisfies the Schläfli formula,

$$\frac{\partial vol}{\partial \alpha_{ij}} = -\frac{l_{ij}}{2}.$$

Let  $\mathcal{L}$  denote the set of vectors  $(l_{12}, \dots, l_{34}) \in \mathbb{R}_{>0}^6$  such that there exists a hyper-ideal tetrahedron having  $l_{ij}$  as the length of the edge  $e_{ij}$  for any  $\{i, j\} \subset \{1, 2, 3, 4\}$ . The volume  $vol(\cdot)$  can be also regarded as a function on  $\mathcal{L}$ . The Legendre transform of  $vol$ , called the co-volume functional, is given by

$$cov(l) = 2vol(l) + \sum_{i < j} \alpha_{ij} l_{ij}, \quad l \in \mathcal{L}.$$

**Proposition 2.2** (Corollary 5 in [10]). *The functional  $cov : \mathcal{L} \rightarrow \mathbb{R}$  is a smooth function, which has a positive definite Hessian matrix at each  $l \in \mathcal{L}$ , and hence it is locally strictly convex.*

Since  $\mathcal{L}$  is not a convex subset of  $\mathbb{R}^6$ ,  $cov$  is not globally convex. It is useful to extend the co-volume functional to a  $C^1$ -smooth and convex function on  $\mathbb{R}_{\geq 0}^6$  (or  $\mathbb{R}^6$ ), see [9].

Firstly, the following are the formulae of dihedral angles in terms of the edge length vector in  $\mathcal{L}$ .

**Lemma 2.3** ([9]). *For  $l = (l_{12}, \dots, l_{34}) \in \mathcal{L}$  and  $\{i, j, k, h\} = \{1, 2, 3, 4\}$ , let  $l_{ij} = l_{ji}$  for  $i \neq j$ . Set*

$$(2.2) \quad x_{jk}^i = \cosh^{-1} \left( \frac{\cosh l_{ij} \cosh l_{ik} + \cosh l_{jk}}{\sinh l_{ij} \sinh l_{ik}} \right)$$

and

$$(2.3) \quad \phi_{kh}^i = \frac{\cosh x_{jk}^i \cosh x_{jh}^i - \cosh x_{kh}^i}{\sinh x_{jk}^i \sinh x_{jh}^i}.$$

Then  $\phi_{kh}^i(l) = \phi_{kh}^j(l)$ . Define the function  $\phi_{ij} : \mathcal{L} \rightarrow \mathbb{R}$  by  $\phi_{ij}(l) = \phi_{kh}^i(l)$ . Then  $\cos \alpha_{ij} = \phi_{ij}$  and

$$(2.4) \quad \phi_{ij} = \frac{c_{ik}c_{ih} + c_{jk}c_{jh} + c_{ij}c_{ik}c_{jh} + c_{ij}c_{ih}c_{jk} - s_{ij}^2 c_{kh}}{\sqrt{2c_{ij}c_{ik}c_{jk} + c_{ij}^2 + c_{ik}^2 + c_{jk}^2 - 1} \sqrt{2c_{ij}c_{ih}c_{jh} + c_{ij}^2 + c_{ih}^2 + c_{jh}^2 - 1}},$$

where  $c_{ij} = \cosh l_{ij}$ ,  $s_{ij} = \sinh l_{ij}$ .

Note that for any  $l = (l_{12}, \dots, l_{34}) \in \mathcal{L}$  as the edge length vector of a hyper-ideal tetrahedron,  $x_{jk}^i$  and  $\arccos(\phi_{ij}) = \alpha_{ij}$  are the length of the vertex edge  $\Delta_i \cap H_{ijk}$  and the dihedral angle at  $e_{ij}$  respectively.

Since  $\mathcal{L}$  is not a convex subset in  $\mathbb{R}_{>0}^6$ , Luo and Yang [9] introduced the generalized hyper-ideal tetrahedra to extend the subset  $\mathcal{L}$ . A *generalized hyper-ideal tetrahedron* is a topological truncated tetrahedron so that each edge  $e_{ij}$  is assigned a positive number  $l_{ij}$ , called the edge length. The set of generalized hyper-ideal tetrahedra is parametrized by the edge length vector  $l \in \mathbb{R}_{>0}^6$ . If  $l \in \mathcal{L}$ , then it corresponds to a (real) hyper-ideal tetrahedron. Otherwise, for  $l \in \mathbb{R}_{>0}^6 \setminus \mathcal{L}$ , it corresponds to a degenerate hyper-ideal tetrahedron. Moreover, if each edge  $e_{ij}$  is assigned a nonnegative number  $l_{ij}$ , then we can use  $\mathbb{R}_{\geq 0}^6$  to parametrize a larger class of generalized hyper-ideal tetrahedra, called *generalized hyper-ideal tetrahedra in the wide sense*.

**Definition 2.4.** Let  $l \in \mathbb{R}_{\geq 0}^6$  be a generalized hyper-ideal tetrahedron in the wide sense. For any  $\{i, j\} \subset \{1, 2, 3, 4\}$ , we use the equation (2.4) to define  $\phi_{ij}$ , and define

$$\alpha_{ij} = \arccos(-1 \vee \phi_{ij} \wedge 1).$$

We call  $\alpha_{ij}$  the extended dihedral angle at the edge  $e_{ij}$ .

The extended dihedral angle  $\alpha_{ij}$  was written as  $\tilde{\alpha}_{ij}$  in the introduction to be distinguished from the usual dihedral angle. In the rest of the paper, for simplicity we call it the dihedral angle if it does not result in any confusion in the context. Note that  $\phi_{ij}$  and  $\alpha_{ij}$  are continuous functions on  $\mathbb{R}_{\geq 0}^6$ . Moreover, for a hyper-ideal tetrahedron,  $\alpha_{ij}$  equals to the usual dihedral angle at the edge  $e_{ij}$ .

We introduce a special class of generalized hyper-ideal tetrahedra. A *flat hyper-ideal tetrahedron* is defined as follows, see Figure 3. Take a right-angled hyperbolic octagon  $Q$  with eight edges cyclically labelled as  $\Delta_1, e_{12}, \Delta_2, e_{23}, \Delta_3, e_{34}, \Delta_4, e_{41}$ . Let  $e_{13}$  (and  $e_{24}$ ) be the shortest geodesic arc in  $Q$  joining  $\Delta_1$  to  $\Delta_3$  (and  $\Delta_2$  and  $\Delta_4$ ). We call  $(Q, \{e_{ij}\})$  a flat hyper-ideal tetrahedron with six edges  $e_{ij}$ .

In particular, the edge lengths  $l_{ij}$  and the dihedral angles  $\alpha_{ij}$  are well-defined. The dihedral angles at  $e_{13}$  and  $e_{24}$  are  $\pi$  and are 0 at all other edges. Note that some configurations of degenerate hyper-ideal tetrahedra,  $\mathbb{R}_{>0}^6 - \mathcal{L}$ , are in fact flat hyper-ideal tetrahedra.

In  $\mathbb{R}_{\geq 0}^6$ , the set  $\mathcal{L}$  can be characterized by the range of  $\phi_{ij}$ .

**Proposition 2.5** (Proposition 4.4 and Lemma 4.7 in [9]). *The set of all hyper-ideal tetrahedra parametrized by the edge lengths is*

$$\mathcal{L} = \{l \in \mathbb{R}_{\geq 0}^6 \mid \phi_{ij}(l) \in (-1, 1) \text{ for all } \{i, j\} \subset \{1, 2, 3, 4\}\}.$$

**2.2. Co-volume of a generalized hyper-ideal tetrahedron.** Luo and Yang [9] extended the co-volume functional  $cov : \mathcal{L} \rightarrow \mathbb{R}$  to the set of generalized hyper-ideal tetrahedra.

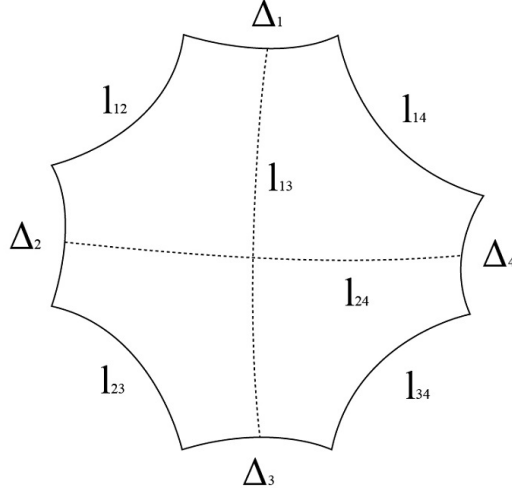


FIGURE 3. Flat hyper-ideal tetrahedron

For the co-volume functional  $cov : \mathcal{L} \rightarrow \mathbb{R}$ , by the Schläfli formula,

$$\frac{\partial cov}{\partial l_{ij}} = \alpha_{ij}$$

for  $i \neq j$ , where  $\alpha_{ij} : \mathcal{L} \rightarrow \mathbb{R}$  is the dihedral angle function at the edge  $e_{ij}$ . In particular, the differential 1-form  $\omega = \sum_{i < j} \alpha_{ij} dl_{ij} = dcov$  is a closed form in  $\mathcal{L}$ , and co-volume can be recovered by the integration  $cov(l) = \int^l \omega$ , see [10].

For each  $l = (l_{12}, \dots, l_{34}) \in \mathbb{R}^6$ , let  $l^+ := (l_{12}^+, \dots, l_{34}^+) \in \mathbb{R}_{\geq 0}^6$  where  $l_{ij}^+ = l_{ij} \vee 0$ . Moreover, we can extend the function  $\alpha_{ij} : \mathcal{L} \rightarrow \mathbb{R}$  to a continuous function  $\alpha_{ij} : \mathbb{R}^6 \rightarrow \mathbb{R}$  by

$$\alpha_{ij}(l) = \alpha_{ij}(l^+),$$

and call  $\alpha(l) = (\alpha_{12}(l), \dots, \alpha_{34}(l))$  the dihedral angle vector of  $l \in \mathbb{R}^6$ . This defines a new continuous 1-form  $\mu$  on  $\mathbb{R}^6$  by

$$(2.5) \quad \mu(l) = \sum_{i \neq j} \alpha_{ij}(l) dl_{ij}.$$

**Proposition 2.6** (Proposition 4.10 in [9]). *The continuous differential 1-form  $\mu(l) = \sum_{i \neq j} \alpha_{ij}(l) dl_{ij}$  is closed in  $\mathbb{R}^6$ , that is, for any Euclidean triangle  $\Delta$  in  $\mathbb{R}^6$ ,  $\int_{\partial \Delta} \mu = 0$ .*

**Remark 2.7.** *For our application, it suffices to consider the restriction of  $\mu$  on  $\mathbb{R}_{\geq 0}^6$ .*

We define the functional  $cov : \mathbb{R}^6 \rightarrow \mathbb{R}$  by the integral

$$(2.6) \quad cov(l) = \int_{(0, \dots, 0)}^l \mu + cov(0, \dots, 0),$$

where  $\text{cov}(0, \dots, 0) = 16\Lambda(\frac{\pi}{4})$ . Here  $\Lambda(a) = \int_0^a \ln |2 \sin t| dt$  is the Lobachevsky function. Note that the functional  $\text{cov}$  defined above extends the co-volume functional  $\text{cov} : \mathcal{L} \rightarrow \mathbb{R}$ .

**Proposition 2.8** (Corollary 4.12 in [9]). *The functional  $\text{cov} : \mathbb{R}^6 \rightarrow \mathbb{R}$  is a  $C^1$ -smooth convex function.*

### 3. GEOMETRIC PROPERTIES FOR A GENERALIZED HYPER-IDEAL TETRAHEDRON

In this section, we derive some new estimates for geometric quantities for a generalized hyper-ideal tetrahedron, which will be crucial for our applications. Throughout the section, we only consider a single generalized hyper-ideal tetrahedron  $\sigma$  with the edge length vector  $(l_{12}, \dots, l_{34}) \in \mathbb{R}_{\geq 0}^6$ .

To simplify the notation, we write

$$(e_1, e_2, e_3, e_4, e_5, e_6) := (e_{12}, e_{13}, e_{14}, e_{34}, e_{24}, e_{23}),$$

where  $e_{ij}$  are the edges of  $\sigma$ . By the above correspondence, e.g.  $\{1\}$  with  $\{12\}$ , we write the quantities on  $e_{ij}$  such as  $l_{ij}, \alpha_{ij}$  and  $\phi_{ij}$  using the index  $\{1, \dots, 6\}$ , e.g.  $l_1 = l_{12}$  etc., see Figure 4. In the following, we denote

$$\alpha := \alpha_1 = \alpha_{12}, \quad \phi := \phi_1 = \phi_{12}.$$

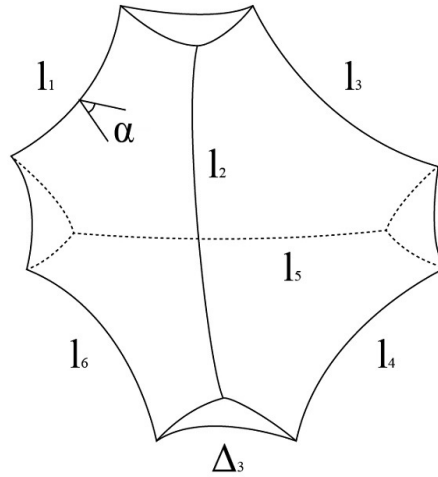


FIGURE 4. A hyper-ideal tetrahedron

By (2.4),

$$(3.1) \quad \phi = \frac{x_2 x_3 + x_5 x_6 + x_1 x_2 x_5 + x_1 x_3 x_6 - x_1^2 x_4 + x_4}{\sqrt{2x_1 x_2 x_6 + x_1^2 + x_2^2 + x_6^2 - 1} \sqrt{2x_1 x_3 x_5 + x_1^2 + x_3^2 + x_5^2 - 1}},$$

where  $x_i = \cosh l_i$ .

Note that for any  $l \in \mathbb{R}_{\geq 0}^6$ ,  $x \in \mathbb{R}_{\geq 1}^6 := [1, \infty)^6$ . Note that  $\phi$  is monotonely decreasing in  $x_4$  since  $x_1 \geq 1$ . By taking partial derivatives of  $\phi$ , we get

$$(3.2) \quad \begin{cases} \frac{\partial \phi}{\partial x_2} = A_0[(x_1 x_4 + x_2 x_5 - x_3 x_6)x_6 + x_3 + x_1 x_5 + x_2 x_4] \\ \frac{\partial \phi}{\partial x_5} = A_0[(x_1 x_4 + x_2 x_5 - x_3 x_6)x_3 + x_6 + x_1 x_2 + x_5 x_4] \\ \frac{\partial \phi}{\partial x_3} = A_1[(x_1 x_4 - x_2 x_5 + x_3 x_6)x_5 + x_2 + x_1 x_6 + x_3 x_4], \\ \frac{\partial \phi}{\partial x_6} = A_1[(x_1 x_4 - x_2 x_5 + x_3 x_6)x_2 + x_5 + x_1 x_3 + x_6 x_4], \end{cases}$$

where

$$A_0 = \frac{x_1^2 - 1}{(\sqrt{2x_1 x_2 x_6 + x_1^2 + x_2^2 + x_6^2 - 1})^3 \sqrt{2x_1 x_3 x_5 + x_1^2 + x_3^2 + x_5^2 - 1}} \geq 0,$$

$$A_1 = \frac{x_1^2 - 1}{\sqrt{2x_1 x_2 x_6 + x_1^2 + x_2^2 + x_6^2 - 1} (\sqrt{2x_1 x_3 x_5 + x_1^2 + x_3^2 + x_5^2 - 1})^3} \geq 0.$$

We derive some properties for the function  $\phi$ . The function  $\phi$  has the following symmetry. The proof is evident, and hence we omit it.

**Proposition 3.1.** *For any  $x \in \mathbb{R}_{\geq 1}^6$ ,*

$$\phi(x) = \phi(x_1, x_3, x_2, x_4, x_6, x_5) = \phi(x_1, x_5, x_6, x_4, x_2, x_3).$$

Moreover, at least one of the pairs of  $(\frac{\partial \phi}{\partial x_2}, \frac{\partial \phi}{\partial x_5})$  and  $(\frac{\partial \phi}{\partial x_3}, \frac{\partial \phi}{\partial x_6})$  has the positivity property.

**Proposition 3.2.** *For any  $x \in \mathbb{R}_{\geq 1}^6$ , one of the following holds:*

- (i)  $\frac{\partial \phi}{\partial x_2} > 0$  and  $\frac{\partial \phi}{\partial x_5} > 0$ ;
- (ii)  $\frac{\partial \phi}{\partial x_3} > 0$  and  $\frac{\partial \phi}{\partial x_6} > 0$ .

*Proof.* By (3.2), if  $x_2 x_5 \geq x_3 x_6$ , then the assertion (i) holds. Otherwise, the assertion (ii) holds.  $\square$

Next, we derive the monotonicity for the partial derivatives  $\frac{\partial \phi}{\partial x_i}$ ,  $i = \{2, 3, 5, 6\}$ . For any such  $i$ , we define the index  $\hat{i}$ , which is in pair of  $i$ , as follows,

$$\hat{i} = \begin{cases} 5, & i = 2, \\ 6, & i = 3, \\ 2, & i = 5, \\ 3, & i = 6. \end{cases}$$

For any  $k \in \{1, \dots, 6\}$ , we denote by  $m_k = (0, \dots, 1, \dots, 0)$  the  $k$ -th coordinate unit vector in  $\mathbb{R}^6$ .

**Proposition 3.3.** *Let  $x \in \mathbb{R}_{\geq 1}^6$  and  $i \in \{2, 3, 5, 6\}$ .*

(i) If  $\frac{\partial \phi}{\partial x_i}(x) \geq 0$ , then for any  $t, s \geq 0$ ,

$$\frac{\partial \phi}{\partial x_i}(x + tm_i + sm_{\hat{i}}) \geq 0.$$

In particular,  $\phi(x) \leq \phi(y)$ , for any  $y_i \geq x_i, y_j = x_j (\forall j \neq i)$ .

(ii) If  $\frac{\partial \phi}{\partial x_i}(x) \leq 0$ , then for any  $t, s \leq 0$  satisfying  $x + tm_i + sm_{\hat{i}} \in \mathbb{R}_{\geq 1}^6$ ,

$$\frac{\partial \phi}{\partial x_i}(x + tm_i + sm_{\hat{i}}) \leq 0.$$

In particular,  $\phi(x) \leq \phi(y)$ , for any  $1 \leq y_i \leq x_i, y_j = x_j (\forall j \neq i)$ .

**Remark 3.4.** In fact, one can show that for any  $i \in \{2, 3, 5, 6\}$ , and fixed  $x_j (\forall j \neq i)$ , as a one-variable function  $\phi(x)$  is monotone in some interval of  $x_i$ .

*Proof.* Without loss of generality, we prove the result for  $i = 2$ . By (3.2), since  $A_0 \geq 0$ , the sign of  $\frac{\partial \phi}{\partial x_i}$  is same as that of the term in the bracket  $[\cdot]$ ,

$$G(x) := (x_1x_4 + x_2x_5 - x_3x_6)x_6 + x_3 + x_1x_5 + x_2x_4.$$

Note that  $G(x)$  is monotonely increasing in  $x_2$  and  $x_5$  for fixed  $x_1, x_3, x_4, x_6$ .

For the assertion (i), since  $\frac{\partial \phi}{\partial x_2}(x) \geq 0$ ,  $G(x) \geq 0$ . By the monotonicity of  $G$ , for any  $t, s \geq 0$ ,

$$G(x + tm_2 + sm_5) \geq G(x) \geq 0.$$

This yields that  $\frac{\partial \phi}{\partial x_2}(x + tm_2 + sm_5) \geq 0$ .

Moreover, for the case  $s = 0$ ,

$$\frac{\partial \phi}{\partial x_2}(x + tm_2) \geq 0, \forall t \geq 0.$$

This implies that for fixed  $x_j (\forall j \neq 2)$ , as a one-variable function  $\phi(x_1, \cdot, x_3, x_4, x_5, x_6)$  is monotonely increasing on  $(x_2, \infty)$ . This proves (i).

By the same arguments, one can prove (ii).  $\square$

This yields the following corollary.

**Corollary 3.5.** Let  $x \in \mathbb{R}_{\geq 1}^6$  and  $i \in \{2, 3, 5, 6\}$ . If  $\frac{\partial \phi}{\partial x_i}(x) \geq 0$  and  $\frac{\partial \phi}{\partial x_{\hat{i}}}(x) \geq 0$ , then for any  $t, s \geq 0$ ,

$$\phi(x) \leq \phi(x + tm_i + sm_{\hat{i}}).$$

*Proof.* Without loss of generality, we prove the case  $i = 2$ . By Proposition 3.3, for any  $t, s \geq 0$ ,

$$\frac{\partial \phi}{\partial x_2}(x + tm_2 + sm_5) \geq 0, \frac{\partial \phi}{\partial x_5}(x + tm_2 + sm_5) \geq 0.$$

For fixed  $x_1, x_3, x_4, x_6$ , as a two-variable function  $\phi(x_1, \cdot, x_3, x_4, \cdot, x_6)$  is monotonely increasing in  $x_2$  and  $x_5$  respectively. This yields the result.  $\square$

Now we are ready to prove some useful estimates.

**Theorem 3.6.** *Let  $x \in \mathbb{R}_{\geq 1}^6$  satisfying  $x_i \leq a$ ,  $\forall 2 \leq i \leq 6$  for some  $a > 1$ . Then*

$$\phi(x) \leq \max\{\phi(x_1, a, a, 1, a, a), \phi(x_1, a, 1, 1, a, 1), \phi(x_1, a, a, 1, a, 1)\}.$$

*Proof.* Noting that  $\phi$  is monotonely decreasing in  $x_4$ , we have

$$\phi(x) \leq \phi(x_1, x_2, x_3, 1, x_5, x_6).$$

By Proposition 3.2, at the point  $(x_1, x_2, x_3, 1, x_5, x_6)$ , either  $\frac{\partial \phi}{\partial x_2} > 0$  and  $\frac{\partial \phi}{\partial x_5} > 0$ , or  $\frac{\partial \phi}{\partial x_3} > 0$  and  $\frac{\partial \phi}{\partial x_6} > 0$ . By the symmetry of  $\phi$ , Proposition 3.1, without loss of generality, we may assume that  $\frac{\partial \phi}{\partial x_2} > 0$  and  $\frac{\partial \phi}{\partial x_5} > 0$ . By Corollary 3.5,

$$\phi(x_1, x_2, x_3, 1, x_5, x_6) \leq \phi(x_1, a, x_3, 1, a, x_6).$$

Considering  $\frac{\partial \phi}{\partial x_3}$  at the point  $(x_1, a, x_3, 1, a, x_6)$ , we have the following cases:

**Case 1:**  $\frac{\partial \phi}{\partial x_3}(x_1, a, x_3, 1, a, x_6) \geq 0$ . By (i) in Proposition 3.3,

$$\phi(x_1, a, x_3, 1, a, x_6) \leq \phi(x_1, a, a, 1, a, x_6).$$

Now we consider  $\frac{\partial \phi}{\partial x_6}$  at the point  $(x_1, a, a, 1, a, x_6)$  and divide it into subcases.

**Case 1.1:**  $\frac{\partial \phi}{\partial x_6}(x_1, a, a, 1, a, x_6) \geq 0$ . By (i) in Proposition 3.3,

$$\phi(x_1, a, a, 1, a, x_6) \leq \phi(x_1, a, a, 1, a, a).$$

**Case 1.2:**  $\frac{\partial \phi}{\partial x_6}(x_1, a, a, 1, a, x_6) < 0$ . By (ii) in Proposition 3.3,

$$\phi(x_1, a, a, 1, a, x_6) \leq \phi(x_1, a, a, 1, a, 1).$$

**Case 2:**  $\frac{\partial \phi}{\partial x_3}(x_1, a, x_3, 1, a, x_6) < 0$ . By (ii) in Proposition 3.3,

$$\phi(x_1, a, x_3, 1, a, x_6) \leq \phi(x_1, a, 1, 1, a, x_6).$$

Now we consider  $\frac{\partial \phi}{\partial x_6}$  at the point  $(x_1, a, 1, 1, a, x_6)$  and divide it into subcases.

**Case 2.1:**  $\frac{\partial \phi}{\partial x_6}(x_1, a, 1, 1, a, x_6) \geq 0$ . By (i) in Proposition 3.3,

$$\phi(x_1, a, 1, 1, a, x_6) \leq \phi(x_1, a, 1, 1, a, a).$$

**Case 2.2:**  $\frac{\partial \phi}{\partial x_6}(x_1, a, 1, 1, a, x_6) < 0$ . By (ii) in Proposition 3.3,

$$\phi(x_1, a, 1, 1, a, x_6) \leq \phi(x_1, a, 1, 1, a, 1).$$

Combining all cases above, noting that  $\phi(x_1, a, a, 1, a, 1) = \phi(x_1, a, 1, 1, a, a)$ , we prove the theorem. □

This result yields the estimate for the dihedral angle at the longest edge of a generalized hyper-ideal tetrahedron.

**Corollary 3.7.** *Let  $\sigma$  be a generalized hyper-ideal tetrahedron in the wide sense with the edge length vector  $l \in \mathbb{R}_{\geq 0}^6$ . Suppose that  $l_1 = \max_{1 \leq i \leq 6} l_i$ , then*

$$\cos \alpha_1 \leq \max\{\phi(x_1, x_1, x_1, 1, x_1, x_1), \phi(x_1, x_1, 1, 1, x_1, 1), \phi(x_1, x_1, x_1, 1, x_1, 1)\},$$

where  $x_1 = \cosh l_1$ . Moreover, if  $l_1 = \operatorname{arccosh} 3$ , then

$$\alpha_1 > \frac{\pi}{5}.$$

**Remark 3.8.** *The condition  $l_1 = \operatorname{arccosh} 3$  is properly chosen for our further applications.*

*Proof.* For  $x_i = \cosh l_i$ ,  $1 \leq i \leq 6$ ,  $x_1 = \max_{1 \leq i \leq 6} x_i$ . Setting  $a = x_1$  in Theorem 3.6, we prove the first assertion.

For  $l_1 = \operatorname{arccosh} 3$ ,  $x_1 = 3$ . This yields that

$$\cos \alpha_1 \leq \frac{4}{5}.$$

This implies that  $\alpha_1 > \frac{\pi}{5}$ . □

Moreover, we prove the following theorem.

**Theorem 3.9.** *Let  $\sigma$  be a generalized hyper-ideal tetrahedron with the edge length vector  $l \in \mathbb{R}_{> 0}^6$ . If  $l_i \leq \operatorname{arccosh} 3$ , for all  $1 \leq i \leq 6$ , then*

$$\phi_i(l) \in (-1, 1) \quad \text{for all } 1 \leq i \leq 6.$$

In particular,  $\sigma$  is a hyper-ideal tetrahedron, i.e.  $l \in \mathcal{L}$ .

*Proof.* For the first assertion, we prove the upper and lower bound estimate for  $\phi_i$  respectively. Let  $x_i = \cosh(l_i)$ ,  $1 \leq i \leq 6$ . This yields that  $x_i \in (1, 3]$  for all  $i$ . Without loss of generality, it suffices to consider  $i = 1$  by the symmetry. Let  $\phi = \phi_1$ .

For the upper bound estimate of  $\phi$ , by setting  $a = 3$  in Theorem 3.6,

$$\begin{aligned} \phi(x) &\leq \max\{\phi(x_1, 3, 3, 1, 3, 3), \phi(x_1, 3, 1, 1, 3, 1), \phi(x_1, 3, 3, 1, 3, 1)\} \\ &= \max\left\{\frac{-x_1 + 19}{x_1 + 17}, \frac{-x_1^2 + 10x_1 + 7}{x_1^2 + 6x_1 + 9}, \frac{-x_1^2 + 12x_1 + 13}{(x_1 + 3)\sqrt{x_1^2 + 18x_1 + 17}}\right\}. \end{aligned}$$

Note that the right hand side of the equation is less than 1 for  $x_1 \in (1, \cosh 3]$ . This yields that  $\phi(x) < 1$ .

For the lower bound estimate of  $\phi$ , set  $\phi^-(x) = -(\phi(x) \wedge 0)$ , i.e. the negative part of  $\phi(x)$ . It suffices to prove that  $\phi^-(x) < 1$ . We may assume that  $\phi(x) < 0$ , otherwise it is trivial. In this case,

$$\begin{aligned} 0 < \phi^-(x) &= \frac{(x_1^2 - 1)x_4 - x_2x_3 - x_5x_6 - x_1x_2x_5 - x_1x_3x_6}{\sqrt{2x_1x_2x_6 + x_1^2 + x_2^2 + x_6^2} - 1\sqrt{2x_1x_3x_5 + x_1^2 + x_3^2 + x_5^2} - 1} \\ &< \frac{3x_1^2 - 2x_1 - 5}{x_1^2 + 2x_1 + 1}, \end{aligned}$$



where we use that the right hand side of the first equation is monotonely increasing in  $x_4$  and decreasing in  $x_2, x_3, x_5$  and  $x_6$ . The result follows from

$$\frac{3x_1^2 - 2x_1 - 5}{x_1^2 + 2x_1 + 1} \leq 1, \quad x_1 \in (1, 3].$$

By Proposition 2.5, the second assertion follows from the first one.  $\square$

Note that  $\phi_{ij}$  and  $\alpha_{ij}$ , defined in (2.4), are continuous functions on  $\mathbb{R}_{\geq 0}^6$ . In particular, for fixed  $x_2, \dots, x_6$ ,

$$\phi \rightarrow 1, \quad \text{as } x_1 \rightarrow 1.$$

This yields that  $\alpha_1 \rightarrow 0$ . In the following, we give a related quantitative estimate.

**Proposition 3.10.** *For any  $C > 1$  and  $\epsilon > 0$ , there exists  $\delta(C, \epsilon) > 0$  such that for*

$$\max_{2 \leq i \leq 6} \{x_i\} \leq C \quad \text{and} \quad x_1 \leq 1 + \delta,$$

*we have*

$$\phi(x) \geq \cos \epsilon.$$

*In particular,  $\alpha_1 \leq \epsilon$ . For the case that  $C = 3$  and  $\epsilon \ll \pi$ , we can choose*

$$\delta(3, \epsilon) = \frac{1}{5\pi^2} \epsilon^2.$$

*Proof.* By (3.1), noting that  $x_i \in [1, C], \forall 2 \leq i \leq 6$  and  $x_1 \in [1, 1 + \delta]$ ,

$$\phi(x) \geq \frac{x_2x_3 + x_5x_6 + x_2x_5 + x_3x_6 - (2\delta + \delta^2)C}{\sqrt{2x_1x_2x_6 + x_1^2 + x_2^2 + x_6^2 - 1} \sqrt{2x_1x_3x_5 + x_1^2 + x_3^2 + x_5^2 - 1}}.$$

Choose  $\delta < \frac{1}{C}$  such that the numerator is positive. Hence

$$\begin{aligned} \phi(x) &\geq \frac{(x_2 + x_6)(x_3 + x_5) - (2\delta + \delta^2)C}{\sqrt{(x_2 + x_6)^2 + 2\delta C^2 + 2\delta + \delta^2} \sqrt{(x_3 + x_5)^2 + 2\delta C^2 + 2\delta + \delta^2}} \\ &= \frac{1 - \frac{(2\delta + \delta^2)C}{(x_2 + x_6)(x_3 + x_5)}}{\sqrt{1 + (2\delta C^2 + 2\delta + \delta^2)/(x_2 + x_6)^2} \sqrt{1 + (2\delta C^2 + 2\delta + \delta^2)/(x_3 + x_5)^2}} \\ (3.3) \quad &\geq \frac{1 - \frac{1}{4}(2\delta + \delta^2)C}{1 + \frac{1}{4}(2\delta C^2 + 2\delta + \delta^2)} \rightarrow 1, \quad \text{as } \delta \rightarrow 0. \end{aligned}$$

Hence for any  $\epsilon > 0$ , there exists  $\delta(C, \epsilon) > 0$  such that

$$\phi(x) \geq \cos \epsilon.$$

By (2.4), this proves the first assertion.

For the second assertion, for  $C = 3$  and  $\epsilon \ll \pi$ , we choose  $\delta = \frac{1}{5\pi^2}\epsilon^2 < \frac{1}{21}$ . By (3.3),

$$\begin{aligned}\phi(x) &\geq \frac{1 - \frac{3}{4}(2\delta + \delta^2)}{1 + \frac{1}{4}(20\delta + \delta^2)} \\ &\geq \frac{1 - \frac{9}{4}\delta}{1 + \frac{21}{4}\delta} \geq 1 - \frac{2}{\pi^2}\epsilon^2.\end{aligned}$$

Note that for any  $0 < \epsilon \ll \pi$ ,

$$1 - \cos \epsilon = 2 \sin^2\left(\frac{\epsilon}{2}\right) \geq \frac{2}{\pi^2}\epsilon^2.$$

Hence  $\phi(x) \geq \cos \epsilon$ . This proves the second assertion.  $\square$

#### 4. EXTENDED CURVATURE FLOWS

Let  $\mathcal{T} = \{T_1, \dots, T_t\}$ ,  $t \in \mathbb{N}$ , be a finite collection of combinatorial tetrahedra. Let  $(M, \mathcal{T})$  be a closed pseudo 3-manifold, which is the quotient space of  $\mathcal{T} = T_1 \sqcup \dots \sqcup T_t$ , a simplicial complex of the disjoint union of tetrahedra, via affine isomorphisms pairing faces of tetrahedra. We denote by  $E(\cdot)$  ( $T(\cdot)$ , resp.) the set of edges (the set of tetrahedra, resp.) in  $(\cdot)$ . For any  $e \in E(\cdot)$  and  $\sigma \in T(\cdot)$ , we say that  $e$  is *incident* to  $\sigma$ , denoted by  $e \sim \sigma$ , if the former is contained in the latter.

We denote by

$$P_E : E(\mathcal{T}) \rightarrow E(\mathcal{T}), \quad P_T : T(\mathcal{T}) \rightarrow T(\mathcal{T})$$

the projection map (or the quotient map) on the set of edges and tetrahedra respectively. Note that for any  $e \in E(\mathcal{T})$ , the valence of  $e$ ,  $d_e$ , is given by the number of edges in  $P_E^{-1}(e)$ . For  $l \in \mathbb{R}_{>0}^{E(\mathcal{T})}$ , it induces the length vector on  $E(\mathcal{T})$  via

$$\hat{l} := l \circ P_E : E(\mathcal{T}) \rightarrow \mathbb{R}_{>0}.$$

We endow each  $T_j \in \mathcal{T}$  with the structure of generalized hyper-ideal tetrahedron by the length vector  $\hat{l}$ . For any  $\hat{e} \in E(\mathcal{T})$ , it is contained in a unique tetrahedron  $T_j$ . We denote by  $\alpha(\hat{e})$  the extended dihedral angle of  $\hat{e}$  in  $T_j$  with respect to the length vector  $\hat{l}$ , which is given by Definition 2.4.

**Definition 4.1.** For any  $l \in \mathbb{R}_{>0}^{E(\mathcal{T})}$ , the generalized curvature of an edge  $e \in E(\mathcal{T})$  is defined as

$$\tilde{K}_e(l) = 2\pi - \sum_{\hat{e} \in P_E^{-1}(e)} \alpha(\hat{e}).$$

**Remark 4.2.** This extends the definition of the curvature of an edge for hyper-ideal metrics, see Definition 1.2, i.e., for any  $l \in \mathcal{L}(M, \mathcal{T})$ ,

$$\tilde{K}_e(l) = K_e(l), \quad \forall e \in E(\mathcal{T}).$$

**Remark 4.3.** For any  $l \in \mathbb{R}_{\geq 0}^{E(\mathcal{T})}$ , the dihedral angles are well defined, see Definition (2.4). Hence the generalized curvature can be extended to  $\mathbb{R}_{\geq 0}^{E(\mathcal{T})}$ , still denoted by  $\tilde{K}$ .

We prove the regularity for the extended curvature function  $\tilde{K}(l)$ .

**Proposition 4.4.** The extended curvature  $\tilde{K}(l)$  is locally Lipschitz in  $\mathbb{R}_{>0}^{E(\mathcal{T})}$ .

*Proof.* By the definition, it suffices to prove that for a tetrahedron  $\hat{\sigma} \in T(\mathcal{T})$  with the generalized hyper-ideal metric given by  $\hat{l} = l \circ P_E$ , for any  $\hat{e} \sim \hat{\sigma}$ ,  $\alpha(\hat{e})$ , as a function of  $l$ , is locally Lipschitz on  $\mathbb{R}_{>0}^{E(\mathcal{T})}$ .

Note that for a single tetrahedron  $\tau = \{1, 2, 3, 4\}$  with a generalized hyper-ideal metric  $(l_{12}, \dots, l_{34}) \in \mathbb{R}_{>0}^6$  and any  $\{i, j\} \subset \{1, 2, 3, 4\}$ , the function  $\phi_{ij}$ , defined in (2.4), is locally Lipschitz for  $(l_{12}, \dots, l_{34}) \in \mathbb{R}_{>0}^6$ . By Definition 2.4,  $\alpha_{ij}$  is also locally Lipschitz for  $(l_{12}, \dots, l_{34}) \in \mathbb{R}_{>0}^6$ .

By the above observation, for the tetrahedron  $\hat{\sigma}$ ,  $\alpha(\hat{e})$  is a locally Lipschitz function in the variables of its edge lengths, which is given by  $\hat{l}$ . Hence the extended curvature  $\tilde{K}(l)$  is locally Lipschitz for  $l \in \mathbb{R}_{>0}^{E(\mathcal{T})}$ .  $\square$

Let  $E(\mathcal{T}) = \{e_1, e_2, \dots, e_m\}$ , where  $m$  is the number of edge. To simplify the notation, we write  $E = E(\mathcal{T}) = \{1, 2, \dots, m\}$ , that is, each edge  $e_i$  is replaced by the index  $i$ . In this way, the edge length vector is written as

$$l = (l_1, l_2, \dots, l_m) := (l(e_1), l(e_2), \dots, l(e_m)).$$

Given a generalized hyper-ideal metric  $l \in \mathbb{R}_{>0}^E$ , the generalized curvature at edges can be written as a vector

$$\tilde{K}(l) = (\tilde{K}_1(l), \tilde{K}_2(l), \dots, \tilde{K}_m(l)).$$

This yields the curvature map

$$\tilde{K} : \mathbb{R}_{>0}^E \rightarrow \mathbb{R}^E, \quad l \mapsto \tilde{K}(l).$$

If  $l$  is a hyper-ideal metric, i.e.,  $l \in \mathcal{L}(M, \mathcal{T})$ , we write  $K$  as above instead of  $\tilde{K}$ .

For simplicity, we write  $T = T(\mathcal{T})$ . Note that the map  $P_T$  is a bijection. For any  $\sigma \in T$ , we write

$$\hat{\sigma} = P_T^{-1}(\sigma).$$

For  $(M, \mathcal{T})$  with a generalized hyper-ideal metric  $l \in \mathbb{R}_{>0}^E$ , following Luo and Yang[9], we define the co-volume functional as

$$\text{cov} : \mathbb{R}_{>0}^E \rightarrow \mathbb{R}, \quad \text{cov}(l) = \sum_{\sigma \in T} \text{cov}_{\hat{\sigma}}(\hat{l})$$

where  $\text{cov}_{\hat{\sigma}}$  denotes the co-volume functional of a generalized hyper-ideal tetrahedron  $\hat{\sigma}$ , defined in (2.6). By Proposition 2.8 and Proposition 2.2,  $\text{cov}_{\hat{\sigma}}$  is a  $C^1$ -smooth convex function on  $\mathbb{R}^6$ , which is locally strictly convex in  $\mathcal{L}$ . This yields the following proposition.

**Proposition 4.5.** *The functional  $cov$  is a  $C^1$ -smooth convex function on  $\mathbb{R}_{>0}^E$ , which is smooth and locally strictly convex on  $\mathcal{L}(M, \mathcal{T})$ .*

For our purposes, we introduce the following functional.

**Definition 4.6.** *The functional  $H : \mathbb{R}_{>0}^E \rightarrow \mathbb{R}$  is defined as*

$$H(l) = cov(l) - 2\pi \sum_{i \in E} l_i, \quad l \in \mathbb{R}_{>0}^E.$$

By Proposition 4.5, we have the following.

**Proposition 4.7.** *The functional  $H$  is a  $C^1$ -smooth convex function on  $\mathbb{R}_{>0}^E$ , which is smooth and locally strictly convex on  $\mathcal{L}(M, \mathcal{T})$ .*

**Remark 4.8.** *By Proposition 2.8, the functional  $H$  can be also extended to be a  $C^1$ -smooth convex function on  $\mathbb{R}^E$ .*

For a tetrahedron  $\hat{\sigma} \in T(\mathcal{T})$  with the generalized hyper-ideal metric given by  $\hat{l}$ , by the definitions of  $cov$ , (2.6) and (2.5), for any  $\hat{e} \sim \hat{\sigma}$ ,

$$\frac{\partial cov_{\hat{\sigma}}(\hat{l})}{\partial(\hat{l}(\hat{e}))} = \alpha(\hat{e}).$$

Hence for any  $j \in E$ ,

$$\begin{aligned} (4.1) \quad \frac{\partial H}{\partial l_j} &= \frac{\partial cov(l)}{\partial l_j} - 2\pi = \frac{\partial}{\partial l_j} \left( \sum_{\sigma \in T} cov_{\hat{\sigma}}(\hat{l}) \right) - 2\pi \\ &= \sum_{\substack{\hat{e} \in P_E^{-1}(j), \\ \hat{e} \sim \hat{\sigma}}} \frac{\partial cov_{\hat{\sigma}}(\hat{l})}{\partial(\hat{l}(\hat{e}))} \frac{\partial(\hat{l}(\hat{e}))}{\partial l_j} - 2\pi \\ &= \sum_{\hat{e} \in P_E^{-1}(j)} \alpha(\hat{e}) - 2\pi \\ &= -\tilde{K}_j, \end{aligned}$$

where we have used  $\hat{l}(\hat{e}) = l_j$  for  $\hat{e} \in P_E^{-1}(j)$ . Since the generalized curvature  $\tilde{K}$  extends the curvature  $K$ , for any  $l \in \mathcal{L}(M, \mathcal{T})$ ,

$$(4.2) \quad \frac{\partial H}{\partial l_j} = -K_j, \quad \forall j \in E.$$

We introduce a combinatorial curvature flow in  $\mathcal{L}(M, \mathcal{T})$ , an analog of Luo's flow (1.2),

$$(4.3) \quad \begin{cases} \frac{dl_i(t)}{dt} = K_i(l(t))l_i(t), & \forall i \in E, t \geq 0, \\ l(0) = l_0, \end{cases}$$

where  $l_0 \in \mathcal{L}(M, \mathcal{T})$  and  $l(t) \in \mathcal{L}(M, \mathcal{T}), \forall t > 0$ . Since  $\mathcal{L}(M, \mathcal{T})$  is an open subset in  $\mathbb{R}_{>0}^E$  and  $K(l)$  is a smooth function on  $\mathcal{L}(M, \mathcal{T})$ , Picard's theorem in ordinary differential equations yields the following.

**Theorem 4.9.** *For a closed pseudo 3-manifold  $(M, \mathcal{T})$ , for any initial data  $l_0 \in \mathcal{L}(M, \mathcal{T})$ , the solution  $\{l(t)|t \in [0, T)\} \subset \mathcal{L}(M, \mathcal{T})$  to the flow (4.3) exists and is unique on the maximal existence interval  $[0, T)$  with  $0 < T \leq \infty$ .*

Now, we introduce the extended curvature flow on  $\mathbb{R}_{>0}^E$ , see (1.3),

$$(4.4) \quad \begin{cases} \frac{dl_i(t)}{dt} = \tilde{K}_i(l(t))l_i(t), & \forall i \in E, t \geq 0, \\ l(0) = l_0, \end{cases}$$

where  $l_0 \in \mathbb{R}_{>0}^E$  and  $l(t) \in \mathbb{R}_{>0}^E, \forall t > 0$ .

We prove the long-time existence and uniqueness of the extended curvature flow.

**Theorem 4.10.** *For a closed pseudo 3-manifold  $(M, \mathcal{T})$  and any initial data  $l_0 \in \mathbb{R}_{>0}^E$ , there exists a unique solution  $\{l(t)|t \in [0, \infty)\} \subset \mathbb{R}_{>0}^E$  to the extended curvature flow (4.4).*

*Proof.* Note that  $\mathbb{R}_{>0}^E$  is an open subset in  $\mathbb{R}^E$  and  $\tilde{K}(l)$  is a locally Lipschitz function on  $\mathbb{R}_{>0}^E$ , see Proposition 4.4. Picard's theorem in ordinary differential equations yields the local existence and uniqueness of the flow (4.4), i.e. for any  $l_0 \in \mathbb{R}_{>0}^E$ , the solution  $\{l(t)|t \in [0, T)\} \subset \mathbb{R}_{>0}^E$  to the flow (4.4) exists and is unique on the maximal existence interval  $[0, T)$  with  $0 < T \leq \infty$ .

It suffices to prove that  $T = \infty$ . For any  $l \in \mathbb{R}_{>0}^E$ , by Definition 4.1,

$$2\pi - \pi d_i \leq \tilde{K}_i(l) \leq 2\pi, \quad \forall i \in E,$$

where  $d_i$  is the valence of the edge  $i$ . Hence there exists a constant  $C$ , depending on the triangulation  $\mathcal{T}$ , such that for any  $l \in \mathbb{R}_{>0}^E$ ,

$$|\tilde{K}_i(l)| \leq C, \quad \forall i \in E.$$

Hence, for any  $t \in [0, T)$ ,

$$\left| \frac{dl_i(t)}{dt} \right| = |\tilde{K}_i(l(t))l_i(t)| \leq Cl_i(t), \quad \forall i \in E.$$

This yields that

$$l_i(0)e^{-Ct} \leq l_i(t) \leq l_i(0)e^{Ct}, \quad \forall i \in E, t \geq 0.$$

By using a contradiction argument and the local existence result for any initial data, one can show that  $T = \infty$ . This proves the result.  $\square$

By (4.1), the extended curvature flow can be rewritten as

$$\frac{dl_i}{dt} = \tilde{K}_i(l)l_i = -\frac{\partial H}{\partial l_i}l_i, \quad \forall i \in E, t \geq 0.$$

This implies that the flow is a variant of the negative gradient flow associated with the functional  $H$ .

**Proposition 4.11.** *The functional  $H$  is non-increasing along the extended curvature flow (4.4), i.e. for any solution  $l(t)$  to the flow (4.4),*

$$\frac{dH(l(t))}{dt} \leq 0.$$

*Proof.* By direct calculation and (4.1),

$$\frac{dH}{dt} = - \sum_i \tilde{K}_i^2 l_i \leq 0.$$

□

In the following, we prove that if the extended curvature flow converges, then the limit is a generalized hyper-ideal metric with zero curvature.

**Theorem 4.12.** *Let  $\{l(t) | t \in [0, \infty)\}$  be the solution to the extended curvature flow (4.4). Suppose that there exists  $\bar{l} \in \mathbb{R}_{>0}^E$  such that*

$$l(t) \rightarrow \bar{l}, \quad t \rightarrow \infty.$$

*Then  $\tilde{K}(\bar{l}) = 0$ .*

*Proof.* By Proposition 4.11,  $H(l(t))$  is non-increasing. Note that

$$l(t) \rightarrow \bar{l}, t \rightarrow \infty, \quad \bar{l} \in \mathbb{R}_{>0}^E.$$

Since  $H$  is continuous on  $\mathbb{R}_{>0}^E$ , the set  $\{H(l(t)) : t \geq 0\} \subset \mathbb{R}$  is bounded. Hence the following limit exists and is finite,

$$\lim_{t \rightarrow \infty} H(l(t)) = C.$$

Consider the sequence  $\{H(l(n))\}_{n=1}^\infty$ . By the mean value theorem, for any  $n \geq 1$  there exists  $t_n \in (n, n+1)$  such that

$$(4.5) \quad H(l(n+1)) - H(l(n)) = \frac{d}{dt} \Big|_{t=t_n} H(l(t)) = - \sum_i \tilde{K}_i^2(l(t_n)) l_i(t_n).$$

Note that  $\lim_{n \rightarrow \infty} H(l(n+1)) - H(l(n)) = 0$ . By passing to the limit,  $n \rightarrow \infty$ , in (4.5), noting that  $\tilde{K}(l)$  is continuous in  $\mathbb{R}_{>0}^E$ , we have

$$- \sum_i \tilde{K}_i^2(\bar{l}) \bar{l}_i = 0.$$

This yields that  $\tilde{K}(\bar{l}) = 0$ .

□

Now we are ready to prove Theorem 1.4.

*Proof of Theorem 1.4.* The result is the combination of Theorem 4.10 and Theorem 4.12.  $\square$

Next we prove the uniqueness of the hyper-ideal metric with zero curvature.

**Theorem 4.13.** *Let  $(M, \mathcal{T})$  be a closed pseudo 3-manifold. Suppose that there exists a hyper-ideal metric  $l \in \mathcal{L}(M, \mathcal{T})$  such that  $K(l) = 0$ , then  $l$  is the unique metric with zero curvature in the class  $\mathbb{R}_{\geq 0}^E$ , i.e. if  $\tilde{K}(\bar{l}) = 0$  for some  $\bar{l} \in \mathbb{R}_{\geq 0}^E$ , then  $\bar{l} = l$ .*

*Proof.* We claim that for any  $\bar{l} \in \mathbb{R}_{\geq 0}^E \setminus \mathbb{R}_{> 0}^E$ ,  $\tilde{K}(\bar{l}) \neq 0$ . There exists some  $i \in E$  such that  $\bar{l}_i = 0$ . For any  $\hat{e} \in P_E^{-1}(i)$ , and  $\hat{e} \sim \hat{\sigma} \in T(\mathcal{T})$ , by (2.4) and Definition 2.4, we get  $\alpha(\hat{e}) = 0$ . This yields

$$\tilde{K}_i(\bar{l}) = 2\pi - \sum_{\hat{e} \in P_E^{-1}(e)} \alpha(\hat{e}) = 2\pi \neq 0.$$

This proves the claim.

Hence it suffices to prove the result for  $\bar{l} \in \mathbb{R}_{> 0}^E$ . We consider the functional  $H : \mathbb{R}_{> 0}^E \rightarrow \mathbb{R}$ . By Proposition 4.7, it is  $C^1$ -smooth and convex on  $\mathbb{R}_{> 0}^E$ , and is smooth and strictly convex on  $\mathcal{L}(M, \mathcal{T})$ . By (4.1), the metrics in  $\mathbb{R}_{> 0}^E$  with zero curvature correspond to the critical points of the functional  $H$ . Note that any critical point of a convex function on a convex domain is a minimizer. So that the zero-curvature metric  $l$  is a minimizer of  $H$ . Moreover,  $l \in \mathcal{L}(M, \mathcal{T})$  and  $H$  is strictly convex on  $\mathcal{L}(M, \mathcal{T})$ . This yields that the minimizer, i.e. the critical point, of  $H$  is unique on  $\mathbb{R}_{> 0}^E$ . We prove the result.  $\square$

## 5. PROOF OF MAIN THEOREMS

In this section, we prove the main results, Theorem 1.6 and Theorem 1.8. For that purpose, we first obtain the uniform bounds for the solution to the extended curvature flow (4.4) under some proper conditions on combinatorial information of the triangulation and the initial data.

In the following, we prove the upper bound estimate for the solution to the extended curvature flow.

**Theorem 5.1.** *Let  $(M, \mathcal{T})$  be a closed pseudo 3-manifold satisfying that  $d_i \geq 10$  for all  $i \in E$ . Let  $\{l(t) | t \in [0, \infty)\} \subset \mathbb{R}_{> 0}^E$  be the solution to the extended curvature flow (4.4) with initial data  $l_0 \in (0, \operatorname{arccosh} 3)^E$ . Then for any  $t \geq 0$ ,*

$$l(t) \in (0, \operatorname{arccosh} 3)^E.$$

*In particular,  $l(t) \in \mathcal{L}(M, \mathcal{T})$ , for any  $t \geq 0$ .*

*Proof.* It suffices to prove that for any  $t \geq 0$ ,

$$l(t) < \operatorname{arccosh} 3.$$

Suppose that it is not true, then

$$K := \{t \in [0, \infty) : \max_{i \in E} l_i(t) \geq \operatorname{arccosh} 3\}$$

is a non-empty, closed subset of  $\mathbb{R}$ . Set  $t_0 := \inf K$ . Since  $l_0 \in (0, \operatorname{arccosh} 3)^E$ ,  $0 \notin K$ . Hence  $0 < t_0 < \infty$ . There exists some  $j \in E$  such that

$$l_j(t_0) = \max_{i \in E} l_i(t_0).$$

Note that  $l_j(t_0) = \operatorname{arccosh} 3$  and

$$l_j(t) \leq \max_{i \in E} l_i(t) < \operatorname{arccosh} 3, \quad \forall t < t_0.$$

This yields that

$$l'_j(t_0) \geq 0.$$

For any  $\hat{e} \in P_E^{-1}(j)$ , and  $\hat{e} \sim \hat{\sigma} \in T(\mathcal{T})$ , by Corollary 3.7 and  $l_j(t_0) = \max_{i \in E} l_i(t_0) = \operatorname{arccosh} 3$ ,

$$\alpha(\hat{e}) > \frac{\pi}{5}.$$

By  $d_i \geq 10$  for all  $i \in E$ , we have

$$\tilde{K}_j(l(t_0)) = 2\pi - \sum_{\hat{e} \in P_E^{-1}(j)} \alpha(\hat{e}) < 2\pi - \frac{\pi}{5} d_j \leq 0.$$

This yields the following contradiction,

$$0 \leq l'_j(t_0) = \tilde{K}_j(l(t_0)) l_j(t_0) < 0.$$

This proves the first statement.

The last statement follows from Theorem 3.9.  $\square$

Next, we prove the lower bound estimate for the solution to the extended curvature flow. We denote  $\mathbb{1}_E$  by the constant function 1 on  $E$ , i.e.

$$\mathbb{1}_E = (1, 1, \dots, 1).$$

**Theorem 5.2.** *Let  $(M, \mathcal{T})$  be a closed pseudo 3-manifold satisfying that  $d_i \geq 10$  for all  $i \in E$ . Let  $\{l(t) | t \in [0, \infty)\} \subset \mathbb{R}_{>0}^E$  be the solution to the extended curvature flow (4.4) with initial data  $l_0 \in (0, \operatorname{arccosh} 3)^E$ . Then there exists a positive constant  $C(l_0, \max_{i \in E} d_i)$ , depending on  $l_0$  and  $\max_{i \in E} d_i$ , such that for any  $t \geq 0$ ,*

$$(5.1) \quad l_i(t) > C, \quad \forall i \in E.$$

In particular, if  $l_0 = \frac{\operatorname{arccosh} 3}{2} \mathbb{1}_E$ , then we can choose

$$C(l_0, \max_{i \in E} d_i) = \frac{1}{3(\max_{i \in E} d_i)}$$

as a lower bound in (5.1).



*Proof.* For any  $l_0 \in (0, \operatorname{arccosh} 3)^E$ , by Theorem 5.1,

$$(5.2) \quad l(t) \in (0, \operatorname{arccosh} 3)^E, \quad \forall t \geq 0.$$

Set  $\epsilon_0 := \frac{\pi}{\max_{i \in E} d_i}$ . Take

$$C := \min \left\{ \frac{1}{2} \min_{i \in E} l_{0,i}, \operatorname{arccosh}(1 + \delta) \right\},$$

where  $\delta = \delta(3, \epsilon_0) = \frac{1}{5\pi^2} \epsilon_0^2$  is the constant given in Proposition 3.10. We want to prove that (5.1) holds for the above constant  $C$ . Suppose that it is not true, then

$$Q := \{t \in [0, \infty) : \min_{i \in E} l_i(t) \leq C\}$$

is a non-empty, closed subset of  $\mathbb{R}$ . Set  $t_0 := \inf Q$ . Since (5.1) holds for  $t = 0$ ,  $0 \notin Q$ . Hence  $0 < t_0 < \infty$ . There exists some  $j \in E$  such that

$$l_j(t_0) = \min_{i \in E} l_i(t_0).$$

Note that  $l_j(t_0) = C$  and

$$l_j(t) \geq \min_{i \in E} l_i(t) > C, \quad \forall t < t_0.$$

This yields that

$$l'_j(t_0) \leq 0.$$

Consider any  $\hat{e} \in P_E^{-1}(j)$ , and  $\hat{e} \sim \hat{\sigma} \in T(\mathcal{T})$ , endowed with the metric given by  $\hat{l}(t_0) = l(t_0) \circ P_E$ . Note that we have (5.2) and

$$\cosh(l_j(t_0)) = \cosh C \leq 1 + \delta.$$

By Proposition 3.10, we have

$$\alpha(\hat{e}) < \epsilon_0.$$

Hence

$$\tilde{K}_j(l(t_0)) = 2\pi - \sum_{\hat{e} \in P_E^{-1}(e)} \alpha(\hat{e}) > 2\pi - d_j \epsilon_0 \geq \pi > 0.$$

This yields the following contradiction,

$$0 \geq l'_j(t_0) = \tilde{K}_j(l(t_0)) l_j(t_0) > 0.$$

This proves the first assertion.

For the second assertion, let  $l_0 = \frac{\operatorname{arccosh} 3}{2} \mathbb{1}_E$ . By the same argument as above, we prove that for any  $t \geq 0$ ,

$$l_i(t) > C_1, \quad \forall i \in E,$$

where  $C_1 = \min \left\{ \frac{\operatorname{arccosh} 3}{4}, \operatorname{arccosh}(1 + \delta) \right\}$ . Here  $\delta = \frac{1}{5(\max_{i \in E} d_i)^2} \leq \frac{1}{500}$ . Note that

$$C_1 = \operatorname{arccosh}(1 + \delta) \geq \sqrt{\delta} \geq \frac{1}{3 \max_{i \in E} d_i}.$$

Hence we can choose  $C = \frac{1}{3 \max_{i \in E} d_i}$  as a new lower bound in (5.1).

□

We recall a well-known lemma in the theory of ordinary differential equations.

**Lemma 5.3** ([13]). *Let  $V$  be an open set in  $\mathbb{R}^n$  and  $f \in C^1(V, \mathbb{R}^n)$ . Consider an autonomous ordinary differential system*

$$(5.3) \quad \frac{d}{dt}x(t) = f(x(t)), \quad x(t) \in V.$$

*Assuming  $x^* \in V$  is a critical point of  $f$ , i.e.  $f(x^*) = 0$ . If all the eigenvalues of the Jacobian matrix  $\frac{\partial f}{\partial x}(x^*)$  have negative real part, then  $x^*$  is an asymptotically stable point. More specifically, there exists a neighbourhood  $\tilde{V} \subset V$  of  $x^*$ , such that for any initial  $x(0) \in \tilde{V}$ , the solution  $x(t)$  to the equation (5.3) exists for all time  $t \in [0, \infty)$  and converges exponentially fast to  $x^*$ .*

Now we are ready to prove Theorem 1.8.

*Proof of Theorem 1.8.* For any initial data  $l_0 \in (0, \operatorname{arccosh} 3)^E$ , let  $\{l(t) | t \in [0, \infty)\} \subset \mathbb{R}_{>0}^E$  be the solution to the extended curvature flow (4.4). By Theorem 5.1 and Theorem 5.2, there exist constants  $C_1 = C(l_0, \max_{i \in E} d_i)$  and  $C_2 = \operatorname{arccosh} 3$  such that for any  $t \geq 0$ ,

$$(5.4) \quad l(t) \in (C_1, C_2)^E.$$

We first prove that the existence of the hyper-ideal metric with zero curvature. By Proposition 4.11,  $H(l(t))$  is non-increasing. By (5.4) and the continuity of  $H$ , the set  $\{H(l(t)) : t \geq 0\} \subset \mathbb{R}$  is bounded. Hence the following limit exists and is finite,

$$\lim_{t \rightarrow \infty} H(l(t)) = C.$$

Consider the sequence  $\{H(l(n))\}_{n=1}^\infty$ . By the mean value theorem, for any  $n \geq 1$  there exists  $t_n \in (n, n+1)$  such that

$$(5.5) \quad H(l(n+1)) - H(l(n)) = \frac{d}{dt} \Big|_{t=t_n} H(l(t)) = - \sum_i \tilde{K}_i^2(l(t_n)) l_i(t_n).$$

Note that  $\lim_{n \rightarrow \infty} H(l(n+1)) - H(l(n)) = 0$  and  $C_1 < l_i(t_n) < C_2$  for any  $i \in E$  and  $n \geq 1$  by (5.4). Passing to the limit,  $n \rightarrow \infty$ , in (5.5), we have

$$(5.6) \quad \lim_{n \rightarrow \infty} |\tilde{K}_i(l(t_n))| = 0, \quad \forall i \in E.$$

By (5.4), there exist a subsequence of  $\{t_n\}_{n=1}^\infty$ , denoted by  $\{t_{n_k}\}_{k=1}^\infty$ , and  $l_\infty \in [C_1, C_2]^E$  such that

$$(5.7) \quad l(t_{n_k}) \rightarrow l_\infty, \quad k \rightarrow \infty.$$

By the continuity of  $\tilde{K}(l)$  and (5.6), we have

$$\tilde{K}(l_\infty) = 0.$$

Since  $l_\infty \in [C_1, C_2]^E$ ,  $l_\infty \in \mathcal{L}(M, \mathcal{T})$  by Theorem 3.9. Moreover, by Theorem 4.13,  $l_\infty$  is the uniqueness metric with zero curvature in the class  $\mathbb{R}_{\geq 0}^E$ .

Next, we prove the exponential convergence of the flow  $l(t)$  to  $l_\infty$ . Let  $m = |E|$ . We define  $f = (f_1, \dots, f_m) : \mathbb{R}_{>0}^E \rightarrow \mathbb{R}^m$  as

$$f_i(l) = \tilde{K}_i(l)l_i, \quad \forall l \in \mathbb{R}_{>0}^E, i \in E.$$

Then the extended curvature flow (4.4) can be written as

$$(5.8) \quad \frac{d}{dt}l(t) = f(l(t)).$$

Note that the set of critical points of  $f$  consists of a single point  $l_\infty$ . We calculate the Jacobian matrix of the map  $f$  at  $l_\infty$ . Since  $l_\infty \in \mathcal{L}(M, \mathcal{T})$ , for any  $l$  in a small neighbourhood  $V$  of  $l_\infty$ ,

$$f_i(l) = \tilde{K}_i(l)l_i = K_i(l)l_i, \quad i \in E.$$

Hence

$$\frac{\partial f}{\partial l}(l_\infty) = \Sigma \left( \frac{\partial K}{\partial l}(l_\infty) \right),$$

where  $\Sigma = \text{diag}\{l_{\infty,1}, \dots, l_{\infty,m}\}$ . Note that by Proposition 2.2 and (4.2),  $\frac{\partial K}{\partial l}(l_\infty)$  is a negative definite matrix. Hence  $\frac{\partial f}{\partial l}(l_\infty)$  is negative definite. By Lemma 5.3,  $l_\infty$  is an asymptotically stable point of the flow (5.8), which is equivalent to the extended curvature flow (4.4). That is, there exists a neighbourhood  $\tilde{V} \subset V$  of  $l_\infty$ , such that for any initial  $\tilde{l}_0 \in \tilde{V}$ , the solution  $\tilde{l}(t)$  to the equation (5.8) exists for all time  $t \in [0, \infty)$  and converges exponentially fast to  $l_\infty$ . By (5.7), there exists a sufficiently large time  $t_1$  such that

$$l(t_1) \in \tilde{V}.$$

Consider the solution  $\tilde{l}(t)$  of the flow (5.8) with the initial data  $l(t_1)$ , which converges exponentially fast to  $l_\infty$ . By the uniqueness of the solution, Theorem 4.10,  $\tilde{l}(t) = l(t + t_1)$  for all  $t \geq 0$ . Hence the solution  $l(t)$  converges exponentially fast to  $l_\infty$ . □

In the following, we prove Theorem 1.6.

*Proof of Theorem 1.6.* By Theorem 1.8 and Theorem 4.13, there exists a unique metric  $l \in \mathcal{L}(M, \mathcal{T})$  of zero curvature in the class of  $\mathbb{R}_{\geq 0}^E$ .

To obtain a refined estimate for the metric  $l$ , we choose a specific initial data  $\bar{l}_0 = \frac{\text{arccosh } 3}{2} \mathbb{1}_E$ . Let  $\bar{l}(t)$  be the solution to the extended curvature flow (4.4). By Theorem 5.1 and Theorem 5.2, we have the estimate

$$\bar{l}(t) \in ((3 \max_{i \in E} d_i)^{-1}, C_2)^E, \quad \forall t \geq 0.$$

By Theorem 1.8,

$$\bar{l}(t) \rightarrow l, \quad t \rightarrow \infty.$$

This yields that

$$l \in [(3 \max_{i \in E} d_i)^{-1}, C_2]^E,$$

and proves the result.  $\square$

**Acknowledgements.** We thank Jiming Ma, Yi Liu for many discussions on related problems in this paper. We shared our results to Feng Luo and Tian Yang in earlier times, and we thank them for helpful comments.

H. G. is supported by NSFC, no. 11871094. B. H. is supported by NSFC, no.11831004 and no. 11926313. F. K. is supported by NSFC, no. 11901009.

## REFERENCES

- [1] X. Bao and F. Bonahon, *Hyperideal polyhedra in hyperbolic 3-space*, Bull. Soc. Math. France 130.
- [2] B. Chow and F. Luo, *Combinatorial Ricci flows on surfaces*, J. Differential Geom. 63 (2003), no. 1, 97-129. MR2015261 (2005a:53106)
- [3] F. Costantino, R. Frigerio, B. Martelli and C. Petronio *Triangulations of 3-manifolds, hyperbolic relative handlebodies, and Dehn filling*, Preprint: arXiv:0402339v2
- [4] M. Fujii, *Hyperbolic 3-manifolds with totally geodesic boundary*, Osaka J. Math. 27 (1990) 539-553. (2002) 457-491.
- [5] M. Fujii, *Hyperbolic 3-Manifolds with Totally Geodesic Boundary Which Are Decomposed into Hyperbolic Truncated Tetrahedra*, Tokyo J. Math. Vol. 13, No. 2, 1990.(14:72d)
- [6] H. Ge and B. Hua, *3-Dimensional Combinatorial Yamabe Flow in Hyperbolic Background Geometry*, Preprint: arXiv:1805.10643v1.
- [7] R.S. Hamilton, *The Ricci flow on surfaces*, Contemporary Mathematics, 71 (1988), pp. 237-261.
- [8] P. Koebe, *Kontaktprobleme der konformen Abbildung*, Ber. Sächs. Akad. Wiss. Leipzig, Math.-Phys.Kl., 88, 141-164 (1936)
- [9] F. Luo, T. Yang, *Volume and rigidity of hyperbolic polyhedral 3-manifolds*, J. Topol. 11 (2018), no. 1, 1-29.
- [10] F. Luo, *A combinatorial curvature flow for compact 3-manifolds with boundary*, Electron. Res. Announc. Amer. Math. Soc. 11 (2005) 12-20 (electronic)
- [11] F. Luo, *Rigidity of polyhedral surfaces, III*, Geom. Topol. 15 (2011) 2299-2319.
- [12] E. Moise, *Affine structures in 3-manifolds V*, Ann. Math. (2) 56 (1952), 96-114. MR0048805.
- [13] L. S. Pontryagin, *Ordinary Differential Equation*, Addison-Wesley Publishing Company Inc., Reading, 1962.
- [14] G. Perelman, *The entropy formula for the Ricci flow and its geometric applications*, Preprint: arXiv:math/0211159v1.
- [15] G. Perelman, *Ricci flow with surgery on three manifolds*, Preprint: arXiv:math/0303109 v1.
- [16] G. Perelman, *Finite extinction time to the solutions to the Ricci flow on certain three manifolds*, Preprint: arXiv:math/0307245.
- [17] W. Thurston, *The geometry and topology of 3-manifolds*, Princeton University Notes, Princeton, New Jersey, 1982.

HUABIN GE: SCHOOL OF MATHEMATICS, RENMIN UNIVERSITY OF CHINA, BEIJING, 100872, P.R. CHINA  
*E-mail address:* hbge@ruc.edu.cn

BOBO HUA: SCHOOL OF MATHEMATICAL SCIENCES, LMNS, FUDAN UNIVERSITY, SHANGHAI 200433, CHINA; SHANGHAI CENTER FOR MATHEMATICAL SCIENCES, FUDAN UNIVERSITY, SHANGHAI 200433, CHINA.  
*E-mail address:* bobohua@fudan.edu.cn

FENG KE: SCHOOL OF MATHEMATICAL SCIENCES, UNIVERSITY OF ELECTRONIC SCIENCE AND TECHNOLOGY OF CHINA; NO.2006, XIYUAN AVE, WEST HI-TECH ZONE, CHENGDU, SICHUAN, 611731, P.R.CHINA  
*E-mail address:* youyouguzhe@126.com