

Role of scalar $a_0(980)$ in the single Cabibbo Suppressed process $D^+ \rightarrow \pi^+\pi^0\eta$

Man-Yu Duan,¹ Jun-Ya Wang,¹ Guan-Ying Wang,^{1,2,3} En Wang,^{1,*} and De-Min Li^{1,†}

¹*School of Physics and Microelectronics, Zhengzhou University, Zhengzhou, Henan 450001, China*

²*School of Physics and Electronics, Henan University, Kaifeng 475004, China*

³*International Joint Research Laboratory of New Energy Materials and Devices of Henan Province, Henan University, Kaifeng 475004, China*

Taking into account that the scalar $a_0(980)$ can be dynamically generated from the pseudoscalar-pseudoscalar interaction within the chiral unitary approach, we have studied the single Cabibbo-suppressed process $D^+ \rightarrow \pi^+\pi^0\eta$. We find clear peaks of $a_0(980)^+$ and $a_0(980)^0$ in the $\pi^+\eta$ and $\pi^0\eta$ invariant mass distributions, respectively. The predicted Dalitz plots of $D^+ \rightarrow \pi^+\pi^0\eta$ also manifest the significant signals for $a_0(980)^+$ and $a_0(980)^0$ states. The uncertainties of the results due to the free parameters are also discussed. Our study shows that the process $D^+ \rightarrow \pi^+\pi^0\eta$ can be used to explore the nature of the scalar $a_0(980)$, thus we encourage the experimental physicists to measure this reaction with more precision.

PACS numbers:

I. INTRODUCTION

The studies of the charmed hadron decays are crucial to explore the strong and weak interaction effects, and to search for the CP violation [1–7]. Recently, the BESIII Collaboration has measured the absolute branching fraction of the $D^+ \rightarrow \pi^+\pi^0\eta$ decay of $(2.23 \pm 0.15 \pm 0.10) \times 10^{-3}$ [8], with much more precision than the prior measurement $(1.38 \pm 0.31 \pm 0.16) \times 10^{-3}$ of the CLEO Collaboration [9], and no evidence of CP violation is found. Although there is no significant ρ^+ and scalar $a_0(980)^{0,+}$ in the Dalitz plot of the $D^+ \rightarrow \pi^+\pi^0\eta$ decay, the BESIII Collaboration has pointed out that the phase-space Monte Carlo distributions do not agree well with the data distributions due to some possible resonances, and mentioned that the amplitude analyses of this decay in the near future with large data sample at BESIII and Belle II will offer the opportunity to explore the decays of $D^+ \rightarrow a_0(980)\pi$ [8].

It should be stressed that the signal of the $a_0(980)$ was found in many processes. For instance, Ref. [10] has studied the decay $D^0 \rightarrow K_s^0 a_0(980)$, and found a clear signal of the $a_0(980)$ in the $\pi^0\eta$ invariant mass distribution. In addition, there are significant peaks of the $a_0(980)^0$ and $a_0(980)^+$ in the $\pi^0\eta$ and $\pi^+\eta$ invariant mass distributions of the process $D_s^+ \rightarrow \pi^+\pi^0\eta$, as discussed in Ref. [11]. Because the process $D^+ \rightarrow a_0(980)\pi$ can proceed in S -wave, and the scalar $a_0(980)$ has a large coupling to the $\pi\eta$ channel, we expect that there should be a sizeable signal of the $a_0(980)$ resonance if the large data sample are taken in near future. Another example is that the analysis of the reaction $\Lambda_b \rightarrow J/\psi p\pi$ shows the existence of the hidden-charm pentaquark [12], which is confirmed by the full amplitude analysis of the LHCb Collaboration [13].

On the other hand, the nature of the low-lying light

scalar resonances are still problematic, and crucial for us to understand the spectrum of the scalar mesons [14], and there are many explanations about their nature, such as tetraquark, molecular states, and so on [see the review ‘Scalar mesons below 2 GeV’ of Particle Data Group (PDG) [15]]. The chiral unitary approach, which provides the amplitudes of the pseudoscalar-pseudoscalar interactions, has been tested successfully in many reactions where the scalar mesons are generated dynamically. For the chiral unitary approach with the coupled channels, the potentials of the Bethe-Salpeter (BS) equation are taken from the chiral Lagrangians [16, 17], and the scattering amplitudes are obtained by solving the Bethe-Salpeter equation in all possible coupled channels that couple within $SU(3)$ to certain given quantum numbers. Within the chiral unitary approach, the productions of the scalar $f_0(500)$, $f_0(980)$, and $a_0(980)$ have been studied in the decays of the D^0 [10], D_s^+ [11], \bar{B} and \bar{B}_s [18–21], χ_{c1} [22], τ^- [23], J/ψ [24], η_c [25], and Λ_c [26].

Up to our knowledge, there is no theoretical analyses on the process $D^+ \rightarrow \pi^+\pi^0\eta$, so it is interesting to investigate the role of the $a_0(980)$ in this process. In this work, we will perform the study of the single Cabibbo suppressed process $D^+ \rightarrow \pi^+\pi^0\eta$ taking into account the final state interactions of the meson-meson interaction in coupled channels with the chiral unitary approach.

This paper is organized as follows. In Sec. II, we will present the mechanism for the reaction of $D^+ \rightarrow \pi^+\pi^0\eta$, and in Sec. III, we will show our results and discussions, followed by a short summary in the last section.

II. FORMALISM

In analogy to Refs. [10, 11], the mechanism of the Cabibbo suppressed process $D^+ \rightarrow \pi^+\pi^0\eta$ includes three steps, weak decay, hadronization, and the final state interactions. The weak decay of the D^+ can happen by means of W^+ internal emission, where the c quark decays into a W^+ boson and a d quark, and then W^+ goes

*Electronic address: wangen@zzu.edu.cn

†Electronic address: lidm@zzu.edu.cn

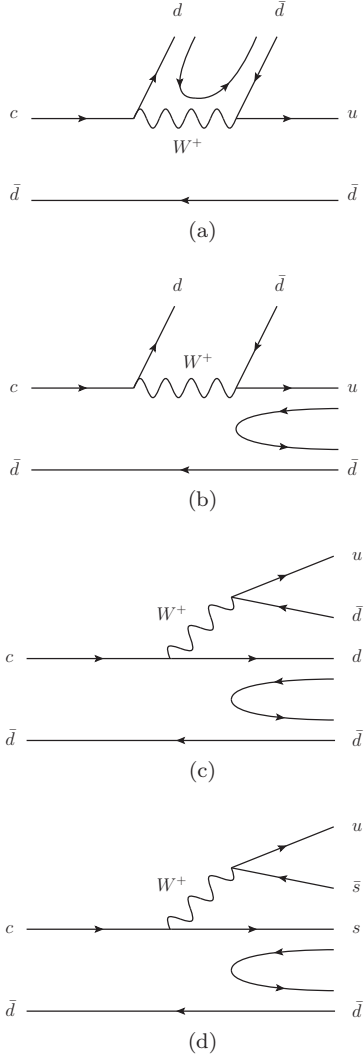


FIG. 1: Diagrammatic representation of the D^+ decay. (a) The internal emission of $D^+ \rightarrow \pi^+ d\bar{d}$ and hadronization of the $d\bar{d}$ through $\bar{q}q$ with vacuum quantum numbers. (b) The internal emission of $D^+ \rightarrow \pi^+ u\bar{d}$ and hadronization of the $u\bar{d}$ through $\bar{q}q$ with vacuum quantum numbers. (c) The external emission of $D^+ \rightarrow \pi^+ d\bar{d}$ and hadronization of the $d\bar{d}$ through $\bar{q}q$ with vacuum quantum numbers. (d) The external emission of $D^+ \rightarrow K^+ s\bar{d}$ and hadronization of the $s\bar{d}$ through $\bar{q}q$ with vacuum quantum numbers.

to \bar{d} and u quarks. In order to produce the final hadrons, the $d\bar{d}$ or $u\bar{d}$ pair need to hadronize to a pair of pseudoscalar mesons with the $q\bar{q}$ ($= \bar{u}u + \bar{d}d + \bar{s}s$) produced from the vacuum as depicted in Fig. 1(a) or Fig. 1(b), and we have,

$$\sum_i d(\bar{q}_i q_i) \bar{d} = \sum_i M_{2i} M_{i2} = (M^2)_{22}, \quad (1)$$

$$\sum_i u(\bar{q}_i q_i) \bar{d} = \sum_i M_{1i} M_{i2} = (M^2)_{12}, \quad (2)$$

for Figs. 1(a) and 1(b), respectively, where M is the matrix in terms of the pseudoscalar mesons.

$$M = \begin{pmatrix} \frac{\pi^0}{\sqrt{2}} + \frac{\eta}{\sqrt{3}} + \frac{\eta'}{\sqrt{6}} & \pi^+ & K^+ \\ \pi^- & -\frac{\pi^0}{\sqrt{2}} + \frac{\eta}{\sqrt{3}} + \frac{\eta'}{\sqrt{6}} & K^0 \\ K^- & \bar{K}^0 & -\frac{\eta}{\sqrt{3}} + \frac{2\eta'}{\sqrt{6}} \end{pmatrix}. \quad (3)$$

Since the η' has a large mass and does not play a role in the generation of the $a_0(980)$ [27], we ignore the η' component in this work. and Eqs. (1) and (2) can be re-written as,

$$(M^2)_{22} = \pi^+ \pi^- + \frac{1}{2} \pi^0 \pi^0 - \sqrt{\frac{2}{3}} \pi^0 \eta + \frac{1}{3} \eta \eta + K^0 \bar{K}^0, \quad (4)$$

$$(M^2)_{12} = \frac{2}{\sqrt{3}} \pi^+ \eta + K^+ \bar{K}^0. \quad (5)$$

Because the channels $\pi^+ \pi^-$, $\pi^0 \pi^0$, and $\eta \eta$ of Eq. (4) do not couple to the system of isospin $I = 1$, they have no contribution in the $a_0(980)$ production, thus we have the final states after the hadronization as follows,

$$H^{(a)} = V^{(a)} V_{cd} V_{ud} \left(-\sqrt{\frac{2}{3}} \pi^0 \eta + K^0 \bar{K}^0 \right) \pi^+, \quad (6)$$

$$\begin{aligned} H^{(b)} &= V^{(b)} V_{cd} V_{ud} \left(\frac{2}{\sqrt{3}} \pi^+ \eta + K^+ \bar{K}^0 \right) \left(-\frac{1}{\sqrt{2}} \pi^0 \right) \\ &= V^{(b)} V_{cd} V_{ud} \left(-\sqrt{\frac{2}{3}} \pi^+ \eta - \frac{1}{\sqrt{2}} K^+ \bar{K}^0 \right) \pi^0, \quad (7) \end{aligned}$$

where the factor $-\frac{1}{\sqrt{2}}$ of π^0 in Eq. (7) is due to the flavor component of the $\pi^0 = \frac{1}{\sqrt{2}} (u\bar{u} - d\bar{d})$. The elements of the CKM matrix are $V_{cd} = V_{us} = -0.22534$ and $V_{ud} = V_{cs} = 0.97427$ [15]. The $V^{(a)}$ and $V^{(b)}$ are the factors of the production vertices of Figs. 1(a) and Fig. 1(b) containing all the dynamics, and these two factors should be similar because the weak processes of Figs. 1(a) and 1(b) are the same before hadronizations.

In addition, the mechanisms of the W^+ external emission shown in Figs. 1(c) and 1(d) also contribute to the process $D^+ \rightarrow \pi^+ \pi^0 \eta$. The hadronization step of Fig. 1(c) is the same as the one of Fig. 1(a), but with an extra color factor C accounting for the relative weight of the external emission mechanism with respect to the internal emission mechanism. Because the $u\bar{d}$ or $u\bar{s}$ pair from the W^+ decay in the external emission [Figs. 1(c) and 1(d)] is constrained to form the color singlet π^+ and K^+ within three choices of colors, while the u and \bar{d} quarks from the W^+ decay in the internal emission [Figs. 1(a) and 1(b)] have the fixed colors, the factor C should be around 3 [28–30]. Thus, we have the possible

final states for Fig. 1(c),

$$H^{(c)} = C \times V^{(a)} V_{cd} V_{ud} \left(-\sqrt{\frac{2}{3}} \pi^+ \pi^0 \eta + K^0 \bar{K}^0 \pi^+ \right). \quad (8)$$

The weak process of Fig. 1(d) is the same as the one of Fig. 1(c) except for the elements of CKM matrix, thus we have,

$$\begin{aligned} H^{(d)} &= C \times V^{(a)} V_{cs} V_{us} (M^2)_{32} K^+ \\ &= C \times V^{(a)} V_{cs} V_{us} \left(K^+ K^- \pi^+ - \frac{1}{\sqrt{2}} K^+ \bar{K}^0 \pi^0 \right). \end{aligned} \quad (9)$$

Now, we sum the contributions from Figs. 1(a), 1(b), 1(c), and 1(d),

$$\begin{aligned} H &= H^{(a)} + H^{(b)} + H^{(c)} + H^{(d)} \\ &= V^{(a)} \left[-\sqrt{\frac{2}{3}} (1 + C + R) \pi^+ \pi^0 \eta + (1 + C) K^0 \bar{K}^0 \pi^+ \right. \\ &\quad \left. + C \times K^+ K^- \pi^+ - \frac{1}{\sqrt{2}} (C + R) K^+ \bar{K}^0 \pi^0 \right], \end{aligned} \quad (10)$$

where the elements of the CKM matrix have been absorbed in the normalization factor $V^{(a)}$, and the $R = V^{(b)}/V^{(a)}$ stands for the relative weight of Fig. 1(b) with respect to Fig. 1(a). Since the mechanisms of weak process of Fig. 1(a) and Fig. 1(b) are the same, we expect the $R = V^{(b)}/V^{(a)}$ to be around 1, and will calculate the results with different values of R .

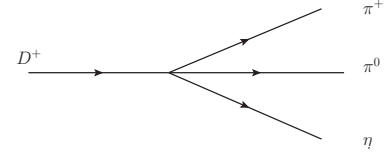
The full amplitude for the decay $D^+ \rightarrow \pi^+ \pi^0 \eta$ can be easily obtained as follows,

$$\begin{aligned} \mathcal{M} &= V^{(a)} \left[h_{\pi^0 \pi^+ \eta} + h_{\pi^0 \pi^+ \eta} G_{\pi^0 \eta}(M_{\pi^0 \eta}) t_{\pi^0 \eta \rightarrow \pi^0 \eta}(M_{\pi^0 \eta}) \right. \\ &\quad + h_{K^0 \bar{K}^0 \pi^+} + G_{K^0 \bar{K}^0}(M_{\pi^0 \eta}) t_{K^0 \bar{K}^0 \rightarrow \pi^0 \eta}(M_{\pi^0 \eta}) \\ &\quad \left. + h_{K^+ K^- \pi^+} + G_{K^+ K^-}(M_{\pi^0 \eta}) t_{K^+ K^- \rightarrow \pi^0 \eta}(M_{\pi^0 \eta}) \right] \\ &+ V^{(a)} \left[h_{\pi^0 \pi^+ \eta} G_{\pi^+ \eta}(M_{\pi^+ \eta}) t_{\pi^+ \eta \rightarrow \pi^+ \eta}(M_{\pi^+ \eta}) \right. \\ &\quad \left. + h_{K^+ \bar{K}^0 \pi^0} + G_{K^+ \bar{K}^0}(M_{\pi^+ \eta}) t_{K^+ \bar{K}^0 \rightarrow \pi^+ \eta}(M_{\pi^+ \eta}) \right] \end{aligned} \quad (11)$$

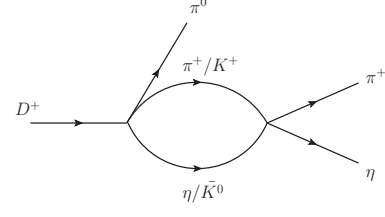
with $h_{\pi^0 \pi^+ \eta} = -\sqrt{\frac{2}{3}}(1 + C + R)$, $h_{K^0 \bar{K}^0 \pi^+} = 1 + C$, $h_{K^+ K^- \pi^+} = C$, and $h_{K^+ \bar{K}^0 \pi^0} = -\frac{1}{\sqrt{2}}(C + R)$, as taken from Eq. (10). G_i is the loop function, and the transition amplitudes $t_{i \rightarrow j}$ are obtained in the Chiral unitary approach by solving the Bethe-Salpeter equation,

$$T = [1 - VG]^{-1}V, \quad (12)$$

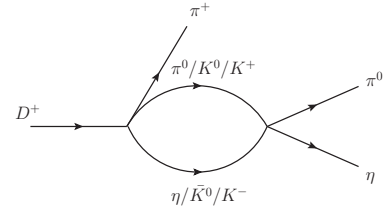
where V is a 2×2 matrix with the transition potential between the isospin channels $K\bar{K}$ and $\pi\eta$. With the isospin multiplets $K = (K^+, K^0)$, $\bar{K} = (\bar{K}^0, -K^-)$, and $\pi = (-\pi^+, \pi^0, \pi^-)$, the 2×2 matrix V can be easily



(a)



(b)



(c)

FIG. 2: The mechanisms of the $D^+ \rightarrow \pi^+ \pi^0 \eta$. (a) tree diagram, (b) the final state interaction of $\pi^+ \eta$, $K^+ \bar{K}^0$ and (c) the final state interaction of $\pi^0 \eta$, $K^0 \bar{K}^0$, and $K^+ K^-$.

obtained as follows [10],

$$V_{K\bar{K} \rightarrow K\bar{K}} = -\frac{1}{4f^2}s, \quad (13)$$

$$V_{K\bar{K} \rightarrow \pi\eta} = \frac{\sqrt{6}}{12f^2} \left(3s - \frac{8}{3}m_K^2 - \frac{1}{3}m_\pi^2 - m_\eta^2 \right), \quad (14)$$

$$V_{\pi\eta \rightarrow \pi\eta} = -\frac{1}{3f^2}m_\pi^2, \quad (15)$$

and the transition amplitudes $t_{i \rightarrow j}$ between charged coupled channels can be related to the ones between coupled channels with isospin base,

$$t_{K^+ K^- \rightarrow \pi^0 \eta} = -\frac{1}{\sqrt{2}} t_{K\bar{K} \rightarrow \pi\eta}^{I=1}, \quad (16)$$

$$t_{K^0 \bar{K}^0 \rightarrow \pi^0 \eta} = \frac{1}{\sqrt{2}} t_{K\bar{K} \rightarrow \pi\eta}^{I=1}, \quad (17)$$

$$t_{K^+ \bar{K}^0 \rightarrow \pi^+ \eta} = -t_{K\bar{K} \rightarrow \pi\eta}^{I=1}. \quad (18)$$

The loop function G_i of Eqs. (11) and (12) is given by

$$G_i = i \int \frac{d^4q}{(2\pi)^4} \frac{1}{(q-P)^2 - m_2^2 + i\epsilon} \frac{1}{q^2 - m_1^2 + i\epsilon}, \quad (19)$$

where m_1 and m_2 are the masses of the two mesons involved in the loop of the i th channel, and P is the four-

momentum of the two mesons. The function G_i is logarithmically divergent, there are two methods to solve this singular integral, either using the three-momentum cut-off method [10, 11, 27], or the dimensional regularization method [31, 33–37]. The choice of a particular regularization scheme does not, of course, affect our argumentation [31, 32]. In this work, we use the dimensional regularization method, and the function G_i can be re-expressed as,

$$G_i = \frac{1}{16\pi^2} \left\{ a(\mu) + \ln \frac{m_1^2}{\mu^2} + \frac{m_2^2 - m_1^2 + s}{2s} \ln \frac{m_2^2}{m_1^2} \right. \\ \left. + \frac{p}{\sqrt{s}} [\ln(s - (m_2^2 - m_1^2) + 2p\sqrt{s}) \right. \\ \left. + \ln(s + (m_2^2 - m_1^2) + 2p\sqrt{s}) \right. \\ \left. - \ln(-s + (m_2^2 - m_1^2) + 2p\sqrt{s}) \right. \\ \left. - \ln(-s - (m_2^2 - m_1^2) + 2p\sqrt{s}) \right\} \quad (20)$$

with

$$p = \frac{\sqrt{(s - (m_1 + m_2)^2)(s - (m_1 - m_2)^2)}}{2\sqrt{s}}, \quad (21)$$

where μ is the scale of dimensional regularization. Following Eq.(17) in Ref. [38], we take $\mu = 600$ MeV, $a(\mu)_{\pi\eta} = -1.71$, and $a(\mu)_{K\bar{K}} = -1.66$.

With the relationship of Eqs. (16-18), the full amplitude of Eq. (11) can be re-written as,

$$\mathcal{M} = V^{(a)} [h_{\pi^0\pi^+\eta} + h_{\pi^0\pi^+\eta} G_{\pi^0\eta}(M_{\pi^0\eta}) t_{\pi\eta \rightarrow \pi\eta}^{I=1}(M_{\pi^0\eta}) \\ + \frac{h_{K^0\bar{K}^0\pi^+}}{\sqrt{2}} G_{K^0\bar{K}^0}(M_{\pi^0\eta}) t_{K\bar{K} \rightarrow \pi\eta}^{I=1}(M_{\pi^0\eta}) \\ - \frac{h_{K^+K^-\pi^+}}{\sqrt{2}} G_{K^+K^-}(M_{\pi^0\eta}) t_{K\bar{K} \rightarrow \pi\eta}^{I=1}(M_{\pi^0\eta})] \\ + V^{(a)} [h_{\pi^0\pi^+\eta} G_{\pi^+\eta}(M_{\pi^+\eta}) t_{\pi\eta \rightarrow \pi\eta}^{I=1}(M_{\pi^+\eta}) \\ - h_{K^+\bar{K}^0\pi^0} G_{K^+\bar{K}^0}(M_{\pi^+\eta}) t_{K\bar{K} \rightarrow \pi\eta}^{I=1}(M_{\pi^+\eta})]. \quad (22)$$

Since the amplitude of Eq. (22) depends on two independent invariant masses $M_{\pi^0\eta}$ and $M_{\pi^+\eta}$, the double differential width for the process $D^+ \rightarrow \pi^+\pi^0\eta$ is,

$$\frac{d^2\Gamma}{dM_{\pi^0\eta}dM_{\pi^+\eta}} = \frac{1}{(2\pi)^3} \frac{M_{\pi^0\eta}M_{\pi^+\eta}}{8m_{D^+}^3} |\mathcal{M}|^2. \quad (23)$$

We can obtain $d\Gamma/dM_{\pi^0\eta}$ and $d\Gamma/dM_{\pi^+\eta}$, by integrating Eq. (23) over each of the invariant mass variables with relations as follows,

$$(M_{\pi^0\eta}^2)_{\max} = (E_{\pi^0}^* + E_{\eta}^*)^2 - \left(\sqrt{E_{\pi^0}^{*2} - m_{\pi^0}^2} - \sqrt{E_{\eta}^{*2} - m_{\eta}^2} \right) \\ (M_{\pi^0\eta}^2)_{\min} = (E_{\pi^0}^* + E_{\eta}^*)^2 - \left(\sqrt{E_{\pi^0}^{*2} - m_{\pi^0}^2} + \sqrt{E_{\eta}^{*2} - m_{\eta}^2} \right) \quad (24)$$

here $E_{\pi^0}^*$ and E_{η}^* are the energies of π^0 and η in the $\pi^+\eta$ rest frame, respectively,

$$E_{\pi^0}^* = \frac{m_{D^+}^2 - M_{\pi^+\eta}^2 - m_{\pi^0}^2}{2M_{\pi^+\eta}}, \\ E_{\eta}^* = \frac{M_{\pi^+\eta}^2 - m_{\pi^+}^2 + m_{\eta}^2}{2M_{\pi^+\eta}}. \quad (25)$$

The $\pi^0\eta$ invariant mass distribution can be obtained by interchanging the π^0 and π^+ in Eqs. (24) and (25).

As we know, the three-body decays of charm mesons often proceed as quasi-two-body decays with intermediate states, and the D^+ may decay into an η meson and an intermediate resonance ρ^+ , following by $\rho^+ \rightarrow \pi^+\pi^0$. Because the broad ρ^+ resonance provides the background contributions for the $\pi^+\eta$ and $\pi^0\eta$ invariant mass distributions, we do the calculations by taking an energy restriction of $M_{\pi^+\pi^0} > 1$ GeV in order to eliminate the possible contribution from the intermediate ρ^+ , as done for the process $D_s \rightarrow \pi^+\pi^0\eta$ in Refs. [11, 39].

III. RESULTS AND DISCUSSIONS

In this section, we will present our results with above formalisms. In our model, we have three free parameters, 1) the normalization factor $V^{(a)}$ of Eq. (22), 2) the color factor C , and 3) the $R = V^{(b)}/V^{(a)}$. Since the process $D^+ \rightarrow \pi^+\pi^0\eta$ has been measured by the BESIII and CLEO Collaborations [8, 9], which implies that the invariant mass distributions of this process are able to be measured experimentally, thus we will take $V^{(a)} = 1$, and give our calculations up to an arbitrary normalization. As we discussed above, the color factor C should be around 3, we will take $C = 3$, and later will show the results by varying the value of C . Because the parameter $R = V^{(b)}/V^{(a)}$ is expected to be around 1, we take $R = 1$ at the first step, and then discuss the influence from the different value of R . The masses of the mesons involved in this work are taken from PDG [15].

In Fig. 3, we show the $\pi^+\eta$ and $\pi^0\eta$ invariant mass distributions. The curves labeled as the ‘tree’, ‘ $a_0(980)^+$ ’, and ‘ $a_0(980)^0$ ’ correspond to the contributions from the tree diagram [Fig. 2(a)], the final state interaction of $\pi^+\eta$ [Fig. 2(b)], and the final state interaction of $\pi^0\eta$ [Fig. 2(c)], respectively. The curves labeled as ‘Total’ show the results from the total contributions of Eq. (22) with an energy restriction of $M_{\pi^+\pi^0} > 1$ GeV [11, 39]. One can see a significant peak around $M_{\pi^+\eta} = 980$ MeV in the $\pi^+\eta$ invariant mass distribution and a significant peak around $M_{\pi^0\eta} = 980$ MeV in the $\pi^0\eta$ invariant mass distribution, which can be associated to the $a_0(980)^+$ and $a_0(980)^0$ resonances, respectively. In addition, we also present the results from the total contributions without the energy cut on invariant mass $M_{\pi^+\pi^0}$, labeled as ‘No restriction’ curves in Fig. 3. By comparing the curves of ‘Total’ with the ones of ‘No restriction’, one can easily found that the ρ^+ mainly contributes to the regions of

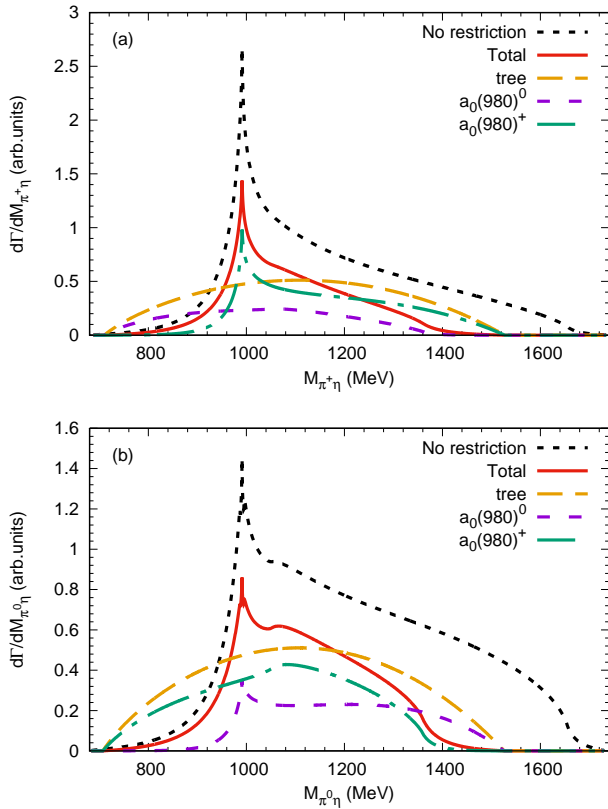


FIG. 3: The $\pi^+\eta$ (a) and $\pi^0\eta$ (b) mass distributions for the process $D^+ \rightarrow \pi^+\pi^0\eta$. The curves labeled as the ‘tree’, ‘ $a_0(980)^+$ ’, and ‘ $a_0(980)^0$ ’ correspond to the contributions from the tree diagram [Fig. 2(a)], the final state interactions of $\pi^+\eta$ [Fig. 2(b)], and the final state interactions of $\pi^0\eta$ [Fig. 2(c)], respectively. The curves labeled as ‘Total’ show the results from the total contributions of Eq. (22) with an energy cut $M_{\pi^+\pi^0} > 1$ GeV, and the ‘No restriction’ curves stand for the results from the total contributions without the energy cut on invariant mass $M_{\pi^+\pi^0}$.

$M_{\pi^+\eta} > 1$ GeV and $M_{\pi^0\eta} > 1$ GeV, and does not affect the peak positions of the $a_0(980)^+$ and $a_0(980)^0$. We also present the Dalitz plots of ‘ $M_{\pi^0\eta}$ ’ vs ‘ $M_{\pi^+\pi^0}$ ’ and ‘ $M_{\pi^0\eta}$ ’ vs ‘ $M_{\pi^+\eta}$ ’ for the process $D^+ \rightarrow \pi^+\pi^0\eta$ in Figs. 4(a) and 4(b), which can be used to check our model in future.

As mentioned above, the color factor C should be around 3, since we taken $N_c = 3$ here. Indeed, the N_c scaling only indicates the relative strength of the absolute values, and the relative sign is not fixed [29]. We show the $\pi^+\eta$ and $\pi^0\eta$ mass distributions for the process $D^+ \rightarrow \pi^+\pi^0\eta$ with different values of $C = 3, 2, -2, -3$ in Fig. 5, and find that the peaks of $a_0(980)^+$ and $a_0(980)^0$ are very clear for the positive values of C , and become weaker for the negative values of C . It should be pointed out that the positive value of C is supported by the analyses of the process $\Lambda_c \rightarrow p\pi^+\pi^-$ measured by the BESIII Collaboration [26] and the process $B^+ \rightarrow J/\psi\omega K^+$ measured by the LHCb Collaboration [30].

In Fig. 6, we also show the $\pi^+\eta$ and $\pi^0\eta$ mass distribu-

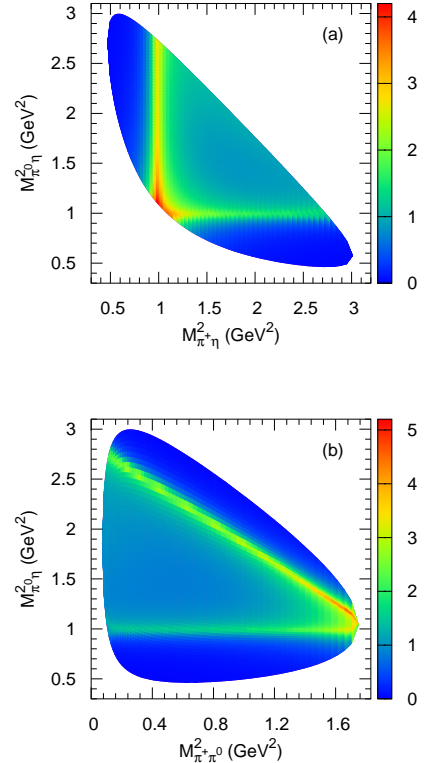


FIG. 4: The Dalitz plots of ‘ $M_{\pi^0\eta}$ ’ vs ‘ $M_{\pi^+\pi^0}$ ’ (a) and ‘ $M_{\pi^0\eta}$ ’ vs ‘ $M_{\pi^+\eta}$ ’ (b) for the process $D^+ \rightarrow \pi^+\pi^0\eta$.

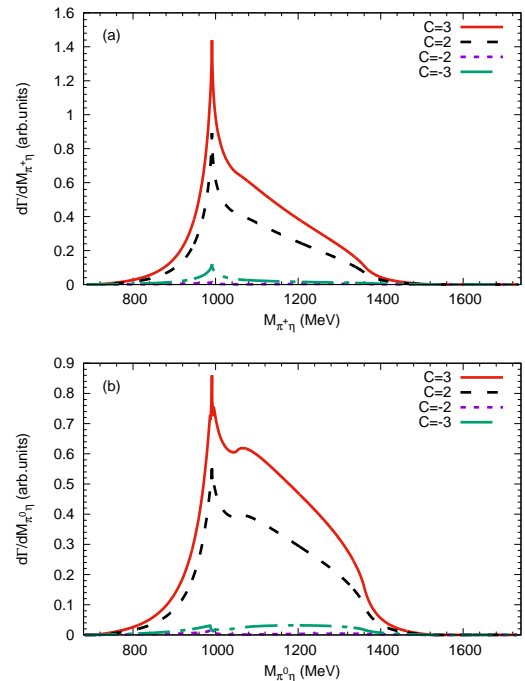


FIG. 5: The $\pi^+\eta$ (a) and $\pi^0\eta$ (b) mass distributions for the process $D^+ \rightarrow \pi^+\pi^0\eta$ for different values of color factor C .

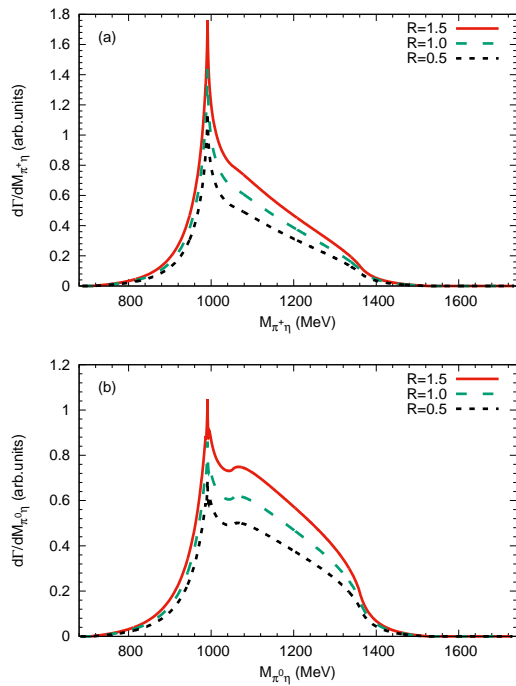


FIG. 6: The $\pi^+\eta$ (a) and $\pi^0\eta$ (b) mass distributions for the process $D^+ \rightarrow \pi^+\pi^0\eta$ for different values of R .

tions for the process $D^+ \rightarrow \pi^+\pi^0\eta$ with different values of $R = 1.5, 1.0, 0.5$. Although the strength in both $\pi^+\eta$ and $\pi^0\eta$ mass distributions become a little weaker for a smaller R , while the peaks of $a_0(980)^+$ and $a_0(980)^0$ are still very clear, which implies that signals of $a_0(980)^+$ and $a_0(980)^0$ do not depend on the relative weight R too much.

IV. CONCLUSIONS

In this work, we have investigated the single Cabibbo suppressed process $D^+ \rightarrow \pi^+\pi^0\eta$, by taking into ac-

count the pseudoscalar-pseudoscalar interaction in S -wave within the chiral unitary approach, where the scalar $a_0(980)$ can be dynamically generated. By including the mechanisms of the W^+ internal and external emissions, we have calculated the $\pi^+\eta$ and $\pi^0\eta$ mass distributions, and found the clear peaks of $a_0(980)^+$ and $a_0(980)^0$. The Dalitz plots of ' $M_{\pi^0\eta}$ ' vs ' $M_{\pi^+\pi^0}$ ' and ' $M_{\pi^0\eta}$ ' vs ' $M_{\pi^+\eta}$ ', are also predicted, and can be used to check our model in future.

We have also presented the $\pi^+\eta$ and $\pi^0\eta$ mass distributions for different values of the free parameters, the color factor C and the relative weight R . One can find our results do not depend on the values of R in the range $0.5 < R < 1.5$ too much. Both the peaks of $a_0(980)^+$ and $a_0(980)^0$ are much clear for the positive values of C , and become weaker for the negative values of C .

In summary, our study indicates that the single Cabibbo suppressed process $D^+ \rightarrow \pi^+\pi^0\eta$ is suitable to explore the nature of scalar $a_0(980)$, and we encourage the experimental physicists to measure this reaction with more precision.

Acknowledgments

This work is partly supported by the National Natural Science Foundation of China under Grants No. 11505158. It is also supported by the Key Research Projects of Henan Higher Education Institutions under No. 20A140027, the Fundamental Research Cultivation Fund for Young Teachers of Zhengzhou University (JC202041042), and the Academic Improvement Project of Zhengzhou University.

-
- [1] H. Y. Cheng, Charmed baryons circa 2015, *Front. Phys. (Beijing)* **10**, 101406 (2015).
 - [2] D. Ebert and W. Kallies, Nonleptonic Decays of Charmed Baryons in the MIT Bag Model, *Phys. Lett.* **131B**, 183 (1983). Erratum: [*Phys. Lett.* **148B**, 502 (1984)].
 - [3] H. Y. Cheng and B. Tseng, Nonleptonic weak decays of charmed baryons, *Phys. Rev. D* **46**, 1042 (1992). Erratum: [*Phys. Rev. D* **55**, 1697 (1997)].
 - [4] H. Y. Cheng, X. W. Kang and F. Xu, Singly Cabibbo-suppressed hadronic decays of Λ_c^+ , *Phys. Rev. D* **97**, 074028 (2018).
 - [5] C. D. Lü, W. Wang and F. S. Yu, Test flavor $SU(3)$ symmetry in exclusive Λ_c decays, *Phys. Rev. D* **93**, 056008 (2016).
 - [6] C. Q. Geng, Y. K. Hsiao, C. W. Liu and T. H. Tsai, Three-body charmed baryon Decays with $SU(3)$ flavor symmetry, *Phys. Rev. D* **99**, 073003 (2019).
 - [7] E. Oset *et al.* Weak decays of heavy hadrons into dynamically generated resonances, *Int. J. Mod. Phys. E* **25** (2016), 1630001.
 - [8] M. Ablikim *et al.* [BESIII], Observation of $D^+ \rightarrow \eta\eta\pi^+$ and improved measurement of $D^{0(+)} \rightarrow \eta\pi^+\pi^{-(0)}$, *Phys. Rev. D* **101**, 052009 (2020).
 - [9] M. Artuso *et al.* [CLEO], Measurement of exclusive D meson decays to eta and eta-prime final states and $SU(3)$ amplitude analysis, *Phys. Rev. D* **77** (2008), 092003.
 - [10] J. J. Xie, L. R. Dai and E. Oset, The low lying scalar resonances in the D^0 decays into $K_s^0(500)$, $f_0(980)$, $a_0(980)$, *Phys. Lett. B* **742**, 363 (2015).
 - [11] R. Molina, J. Xie, W. Liang, L. Geng and E. Oset, Theo-

- retical interpretation of the $D_s^+ \rightarrow \pi^+ \pi^0 \eta$ decay and the nature of $a_0(980)$, Phys. Lett. B **803**, 135279 (2020).
- [12] E. Wang, H. X. Chen, L. S. Geng, D. M. Li and E. Oset, Hidden-charm pentaquark state in $\Lambda_b^0 \rightarrow J/\psi p \pi^-$ decay, Phys. Rev. D **93**, 094001 (2016).
- [13] R. Aaij *et al.* [LHCb], Evidence for exotic hadron contributions to $\Lambda_b^0 \rightarrow J/\psi p \pi^-$ decays, Phys. Rev. Lett. **117**, 082003 (2016).
- [14] G. Y. Wang, S. C. Xue, G. N. Li, E. Wang and D. M. Li, Strong decays of the higher isovector scalar mesons, Phys. Rev. D **97**, 034030 (2018).
- [15] M. Tanabashi *et al.* [Particle Data Group], Review of Particle Physics, Phys. Rev. D **98**, 030001 (2018).
- [16] J. Gasser and H. Leutwyler, Chiral Perturbation Theory to One Loop, Annals Phys. **158**, 142 (1984).
- [17] V. Bernard, N. Kaiser and U. G. Meißner, Chiral dynamics in nucleons and nuclei, Int. J. Mod. Phys. E **4**, 193-346 (1995).
- [18] W. H. Liang, J. J. Xie and E. Oset, \bar{B}^0 decay into D^0 and $f_0(500)$, $f_0(980)$, $a_0(980)$, ρ and \bar{B}_s^0 decay into D^0 and $\kappa(800)$, K^{*0} , Phys. Rev. D **92**, 034008 (2015).
- [19] W. H. Liang and E. Oset, B^0 and B_s^0 decays into J/ψ $f_0(980)$ and J/ψ $f_0(500)$ and the nature of the scalar resonances, Phys. Lett. B **737**, 70 (2014).
- [20] W. H. Liang, J. J. Xie and E. Oset, \bar{B}^0 , B^- and \bar{B}_s^0 decays into J/ψ and $K\bar{K}$ or $\pi\eta$, Eur. Phys. J. C **75**, 609 (2015).
- [21] J. J. Xie and G. Li, The decays of \bar{B}^0 , \bar{B}_s^0 and B^- into η_c plus a scalar or vector meson, Eur. Phys. J. C **78**, 861 (2018).
- [22] W. H. Liang, J. J. Xie and E. Oset, $f_0(500)$, $f_0(980)$, and $a_0(980)$ production in the $\chi_{c1} \rightarrow \eta \pi^+ \pi^-$ reaction, Eur. Phys. J. C **76**, 700 (2016).
- [23] L. R. Dai, Q. X. Yu and E. Oset, Triangle singularity in $\tau^- \rightarrow \nu_\tau \pi^- f_0(980)$ ($a_0(980)$) decays, Phys. Rev. D **99**, 016021 (2019).
- [24] W. H. Liang, H. X. Chen, E. Oset and E. Wang, Triangle singularity in the $J/\psi \rightarrow K^+ K^- f_0(980)$ ($a_0(980)$) decays, Eur. Phys. J. C **79**, 411 (2019).
- [25] V. Debastiani, W. H. Liang, J. J. Xie and E. Oset, Predictions for $\eta_c \rightarrow \eta \pi^+ \pi^-$ producing $f_0(500)$, $f_0(980)$ and $a_0(980)$, Phys. Lett. B **766**, 59-64 (2017).
- [26] Z. Wang, Y. Y. Wang, E. Wang, D. M. Li and J. J. Xie, The scalar $f_0(500)$ and $f_0(980)$ resonances and vector mesons in the single Cabibbo-suppressed decays $\Lambda_c \rightarrow p K^+ K^-$ and $p \pi^+ \pi^-$, [arXiv:2004.01438 [hep-ph]].
- [27] J. Oller and E. Oset, Chiral symmetry amplitudes in the S wave isoscalar and isovector channels and the σ , $f_0(980)$, $a_0(980)$ scalar mesons, Nucl. Phys. A **620**, 438-456 (1997).
- [28] L. R. Dai, J. M. Dias and E. Oset, Disclosing $D^* \bar{D}^*$ molecular states in the $B_c^- \rightarrow \pi^- J/\psi \omega$ decay, Eur. Phys. J. C **78**, 210 (2018).
- [29] Y. Zhang, E. Wang, D. M. Li and Y. X. Li, Search for the $D^* \bar{D}^*$ molecular state $Z_c(4000)$ in the reaction $B^- \rightarrow J/\psi \rho^0 K^-$, Chin. Phys. C **44**, 093107 (2020).
- [30] L. R. Dai, G. Y. Wang, X. Chen, E. Wang, E. Oset and D. M. Li, The $B^+ \rightarrow J/\psi \omega K^+$ reaction and $D^* \bar{D}^*$ molecular states, Eur. Phys. J. A **55**, 36 (2019).
- [31] J. A. Oller, E. Oset and A. Ramos, Chiral unitary approach to meson-meson and meson-baryon interactions and nuclear applications, Prog. Part. Nucl. Phys. **45**, 157-242 (2000).
- [32] M. Doring, U. G. Meißner, E. Oset and A. Rusetsky, Unitarized Chiral Perturbation Theory in a finite volume: Scalar meson sector, Eur. Phys. J. A **47**, 139 (2011).
- [33] Z. H. Guo, L. Liu, U. G. Meiner, J. A. Oller and A. Rusetsky, Chiral study of the $a_0(980)$ resonance and $\pi\eta$ scattering phase shifts in light of a recent lattice simulation, Phys. Rev. D **95**, 054004 (2017).
- [34] L. Alvarez-Ruso, J. A. Oller and J. M. Alarcon, The $\phi(1020)a_0(980)$ S-wave scattering and hints for a new vector-isovector resonance, Phys. Rev. D **82**, 094028 (2010).
- [35] D. Gamermann, E. Oset, D. Strottman and M. J. Vicente Vacas, Dynamically generated open and hidden charm meson systems, Phys. Rev. D **76**, 074016 (2007).
- [36] J. A. Oller and E. Oset, N/D description of two meson amplitudes and chiral symmetry, Phys. Rev. D **60**, 074023 (1999).
- [37] H. A. Ahmed and C. W. Xiao, Study the molecular nature of σ , $f_0(980)$, and $a_0(980)$ states, Phys. Rev. D **101**, 094034 (2020).
- [38] J. Oller and U. G. Meißner, Chiral dynamics in the presence of bound states: Kaon nucleon interactions revisited, Phys. Lett. B **500**, 263-272 (2001).
- [39] M. Ablikim *et al.* [BESIII], Amplitude analysis of $D_s^+ \rightarrow \pi^+ \pi^0 \eta$ and first observation of the pure W -annihilation decays $D_s^+ \rightarrow a_0(980)^+ \pi^0$ and $D_s^+ \rightarrow a_0(980)^0 \pi^+$, Phys. Rev. Lett. **123**, 112001 (2019).