

## Measurement of $\gamma$ +jet and $\pi^0$ +jet in central Au+Au collisions at $\sqrt{s_{NN}} = 200$ GeV with the STAR experiment

---

Nihar Ranjan Sahoo (for the STAR Collaboration)<sup>a,\*</sup>

<sup>a</sup>Shandong University,

Institute of Frontier and Interdisciplinary Science

Qingdao, China

E-mail: [nihar@sdu.edu.cn](mailto:nihar@sdu.edu.cn), [sahoo.niharr@gmail.com](mailto:sahoo.niharr@gmail.com)

We present the semi-inclusive measurement of charged jets recoiling from direct-photon and  $\pi^0$  triggers in central Au+Au collisions at  $\sqrt{s_{NN}} = 200$  GeV, using a dataset with integrated luminosity  $13 \text{ nb}^{-1}$  recorded by the STAR experiment in 2014. The photon and  $\pi^0$  triggers are selected within transverse energy ( $E_T^{\text{trig}}$ ) between 9 GeV and 20 GeV. Charged jets are reconstructed with the anti- $k_T$  algorithm with resolution parameters  $R = 0.2$  and  $0.5$ . A Mixed-Event technique developed previously by STAR is used to correct the recoil jet yield for uncorrelated background, enabling recoil jet measurements over a broad  $p_{T,\text{jet}}$  range. We report fully corrected charged-jet yields recoiling from direct-photon and  $\pi^0$  triggers for the above two jet radii and also discuss the jet  $R$  dependence of in-medium parton energy loss at the top RHIC energy.

HardProbes2020

1-6 June 2020

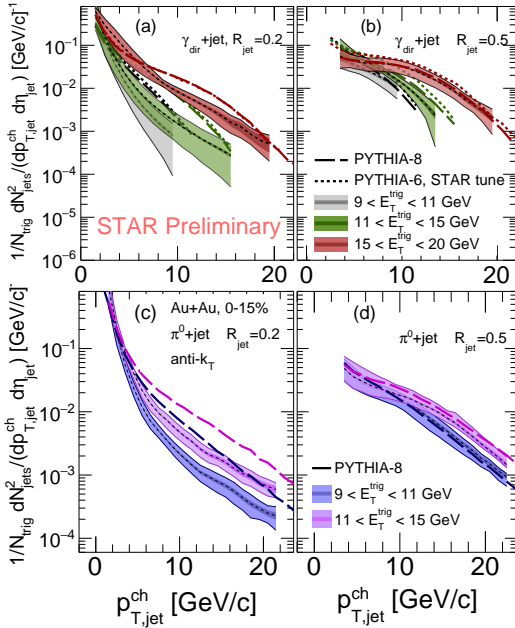
Austin, Texas

---

\*Speaker

Jet quenching arises from partonic interactions in the Quark-Gluon Plasma (QGP) formed in heavy-ion collisions [1]. A valuable observable to probe the QGP is the coincidence of a reconstructed jet recoiling from a high transverse energy (high  $E_T^{\text{trig}}$ ) direct photon ( $\gamma_{\text{dir}}$ ) [2], since  $\gamma_{\text{dir}}$  does not interact strongly with the medium. A comparison of  $\gamma_{\text{dir}}$ +jet and  $\pi^0$ +jet measurements may elucidate the color factor and path-length dependence of jet quenching [3]. In addition, a comparison of recoil jet distributions with different cone radii provides a probe of in-medium jet broadening.

In these proceedings, we present the analysis of fully-corrected semi-inclusive distributions of charged jets recoiling from high- $E_T^{\text{trig}}$   $\gamma_{\text{dir}}$  and  $\pi^0$  triggers in central Au+Au collisions at  $\sqrt{s_{NN}} = 200$  GeV. The data were recorded during the 2014 RHIC run with a trigger requiring an energy deposition greater than 5.6 GeV in a tower of the STAR Barrel Electromagnetic Calorimeter (BEMC), corresponding to an integrated luminosity of  $13 \text{ nb}^{-1}$ . We compare the measured recoil jet yield in Au+Au collisions to a  $pp$  reference via PYTHIA simulation and corresponding yield suppression is then further compared with theoretical calculations. We express the suppression in terms of jet energy loss and compare to other in-medium jet measurements at RHIC and the LHC.



**Figure 1:** Semi-inclusive distributions of charged jets recoiling from  $\gamma_{\text{dir}}$  (upper) and  $\pi^0$  (lower) triggers. Light and dark bands represent systematic and statistical uncertainties, respectively. Broken and dotted lines represent calculations based on PYTHIA-8 and PYTHIA-6 STAR tune.

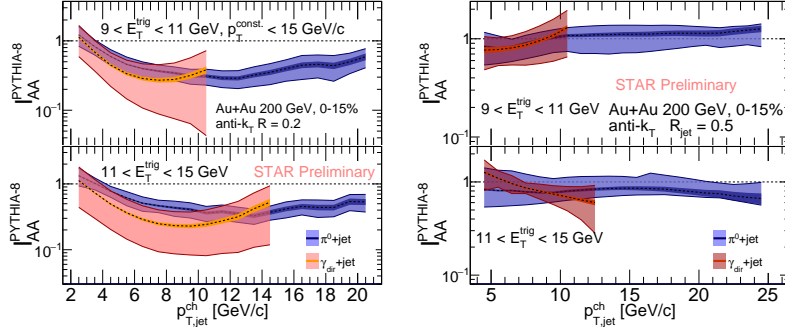
triggers. The uncorrelated background jet yield in this distribution is corrected using the Mixed-Event (ME) technique developed in [6]. Corrections to the recoil jet distributions for instrumental

The offline analysis selects events corresponding to the 0-15% most central Au+Au collisions, based on uncorrected charged-particle multiplicity within  $|\eta| < 1$ . The BEMC Shower Max Detector (BSMD) was used offline to select clusters in the range  $9 < E_T^{\text{trig}} < 20$  GeV that have an enhanced population of direct photons ( $\gamma_{\text{rich}}$ ) or  $\pi^0$  ( $\pi_{\text{rich}}^0$ ). A Transverse Shower Profile (TSP) method is used to discriminate between  $\pi_{\text{rich}}^0$  and  $\gamma_{\text{rich}}$  triggers [3]. The purity of direct photons in the  $\gamma_{\text{rich}}$  sample is 65–85% in the range  $9 < E_T^{\text{trig}} < 20$  GeV. The final corrections are applied on both  $\gamma_{\text{rich}}$  and  $\pi_{\text{rich}}^0$  to get the fully corrected recoil jet yields. Charged jets are reconstructed with the anti- $k_T$  algorithm [4, 5] for  $R = 0.2$  and  $0.5$ , using charged particle tracks measured in the Time Projection Chamber (TPC) with  $0.2 < p_T < 30$  GeV/c and  $|\eta| < 1$ . The jet acceptance is  $|\eta_{\text{jet}}| < 1-R$ .

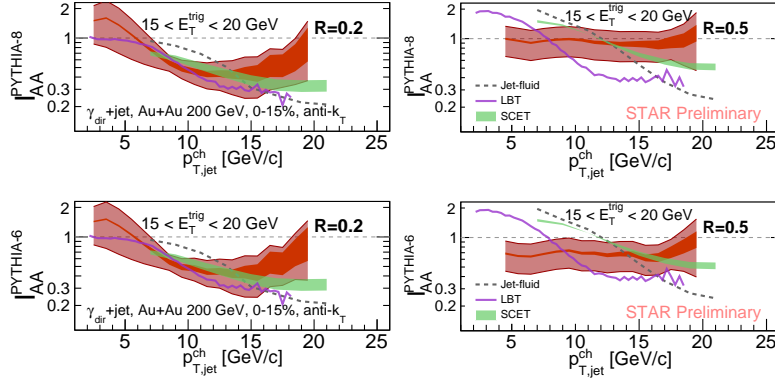
Recoil jets are selected with a  $\Delta\phi \in [3\pi/4, 5\pi/4]$ , where  $\Delta\phi$  is the azimuthal angle between the trigger cluster and the jet axis. The semi-inclusive distribution is defined as the yield of recoil jets in a bin of transverse momentum ( $p_{T,\text{jet}}^{\text{ch}}$ ) normalized by the number of

effects and residual  $p_{T,jet}^{ch}$  fluctuations due to background are carried out using unfolding methods. The main systematic uncertainties arise from unfolding, ME normalization, and  $\gamma_{dir}$  purity.

Due to limited trigger statistics in the current analysis of STAR  $pp$  data, the reference distribution from  $pp$  collisions is calculated using the PYTHIA event generators. For  $\gamma_{dir}$ -triggered distributions, both PYTHIA-8 [7] and PYTHIA-6 STAR tune [8] events are used, whereas for  $\pi^0$ -triggered distributions only PYTHIA-8 is used.



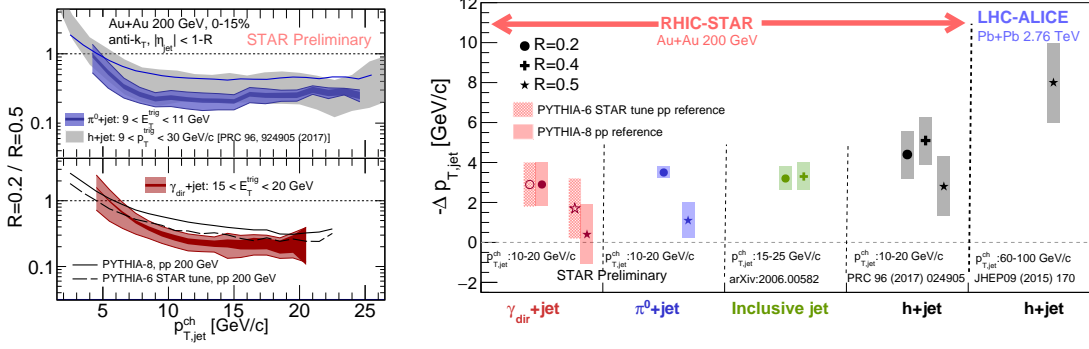
**Figure 2:**  $I_{AA}^{PYTHIA-8}$  vs.  $p_{T,jet}^{ch}$  for  $\gamma_{dir}$  triggers (red) and  $\pi^0$  triggers (blue) with  $9 < E_T^{trig} < 11$  GeV (upper) and  $11 < E_T^{trig} < 15$  GeV (lower) and for jets with  $R = 0.2$  (left) and  $0.5$  (right). Light and dark bands represent systematic and statistical uncertainties.



**Figure 3:**  $\gamma_{dir}$ +jet:  $I_{AA}^{PYTHIA-8}$  (upper) and  $I_{AA}^{PYTHIA-6}$  (lower) vs.  $p_{T,jet}^{ch}$  for  $15 < E_T^{trig} < 20$  GeV and jets with  $R = 0.2$  (left) and  $0.5$  (right). Light and dark bands represent systematic and statistical uncertainties. Theory calculations: Jet-fluid [9], LBT [10], and SCET [11].

Figure 1 shows fully corrected charged-jet  $p_T$  spectra for  $R = 0.2$  and  $0.5$  recoiling from  $\gamma_{dir}$  in three  $E_T^{trig}$  bins, and  $\pi^0$  in two  $E_T^{trig}$  bins, measured in central Au+Au collisions and compared to those calculated by PYTHIA for  $pp$  collisions. The two PYTHIA versions exhibit negligible difference for  $R = 0.2$  and up to 40% difference for  $R = 0.5$ . The ratio of recoil jet yield measured in Au+Au collisions to PYTHIA calculations for  $pp$  collisions are denoted as  $I_{AA}^{PYTHIA-6}$  and  $I_{AA}^{PYTHIA-8}$  for the two versions of PYTHIA used.

Figure 2 shows  $I_{AA}^{PYTHIA-8}$  for  $\gamma_{dir}$  and  $\pi^0$  triggers in  $9 < E_T^{trig} < 15$  GeV for  $R = 0.2$  and  $0.5$ . The recoil jet yields show similar suppression for both triggers for  $R = 0.2$ , with no significant  $E_T^{trig}$  dependence. Smaller suppression is observed for  $R = 0.5$  for both triggers compared to  $R = 0.2$ .



**Figure 4:** Left panel: Ratio of recoil jet yields for  $R = 0.2$  and  $0.5$  as a function  $p_{T,jet}^{ch}$ . Upper: h+jet and  $\pi^0$ +jet. Lower:  $\gamma_{dir}$ +jet. Right panel: The  $p_{T,jet}^{ch}$  shift ( $-\Delta p_{T,jet}^{ch}$ ) for  $\gamma_{dir}$ +jet,  $\pi^0$ +jet, inclusive jet, h+jet measurements at RHIC, and h+jet at the LHC. Note the different  $p_{T,jet}^{ch}$  ranges.

Figure 3 compares  $I_{AA}^{PYTHIA-8}$  and  $I_{AA}^{PYTHIA-6}$  for  $\gamma_{dir}$  triggers with  $15 < E_T^{trig} < 20$  GeV. Comparison is also made to theoretical model calculations [9–11], which predict different  $p_T$  dependence to those observed in data.

Figure 4, left panel, shows the ratio of recoil jet yields for  $R = 0.2$  and  $0.5$  measured in central Au+Au collisions with both  $\gamma_{dir}$  and  $\pi^0$  triggers. This ratio is sensitive to the jet transverse profile [6, 12]. The  $\gamma_{dir}$ -triggered ratio is consistent with a calculation based on the PYTHIA-6 STAR tune, indicating no significant in-medium broadening of recoil jets whereas a notable quantitative difference is observed between Au+Au and PYTHIA-8. The ratios for  $\pi^0$  and charged-hadron triggers measured in central Au+Au collisions are consistent within uncertainties.

Jet quenching is commonly measured by yield suppression at fixed  $p_T$  ( $R_{AA}$  and  $I_{AA}$ ). However, these ratio observables convolute the effect of energy loss with the shape of the spectrum. To isolate the effect of energy loss alone we convert the suppression to a  $p_T$ -shift,  $-\Delta p_{T,jet}^{ch}$ , enabling quantitative comparison of jet quenching measurements with different observables, and comparison of jet quenching at RHIC and the LHC. Figure 4, right panel, shows  $-\Delta p_{T,jet}^{ch}$  from this measurement, compared to those of inclusive jets and h+jet at RHIC, and h+jet at the LHC [6, 12–14]. The energy loss from the RHIC measurements is largely consistent for the different observables, with some indication of smaller energy loss for  $R = 0.5$  than for  $R = 0.2$  considering PYTHIA-8 for the vacuum expectation. In addition, the results from  $R = 0.2$  measurements at RHIC are comparable to those from inclusive  $\pi^0$  [15]. An indication of smaller in-medium energy loss is observed at RHIC than at the LHC.

In summary, we have presented the analysis of semi-inclusive charged-jet distributions recoiling from  $\gamma_{dir}$  and  $\pi^0$  triggers in central Au+Au collisions at  $\sqrt{s_{NN}} = 200$  GeV. Significant yield suppression is observed for recoil jets with  $R = 0.2$ , and a less suppression is seen for  $R = 0.5$  using PYTHIA-8 as  $pp$  reference. However, the difference between PYTHIA-8 and PYTHIA-6 precludes quantitative conclusions. On the other hand, a definitive conclusion on in-medium jet broadening from the ratio of recoil jet yields at different  $R$  can be drawn when the vacuum reference will be resolved by the same measurements in  $pp$  collisions at 200 GeV, currently in progress. Theoretical calculations of jet quenching predict a different  $p_T$ -dependence of the suppression than

that observed in data. Conversion of the measured suppression to a  $p_T$ -shift reveals similar energy loss due to the quenching of various jet measurements at RHIC and an indication of smaller energy loss at RHIC than at the LHC.

**Acknowledgments:** This work was supported by the Fundamental Research Funds of Shandong University and DOE DE-SC0015636.

## References

- [1] X. N. Wang, M. Gyulassy and M. Plumer, Phys. Rev. D **51**, 3436-3446 (1995)  
doi:10.1103/PhysRevD.51.3436 [arXiv:hep-ph/9408344 [hep-ph]].
- [2] X. N. Wang, Z. Huang and I. Sarcevic, Phys. Rev. Lett. **77**, 231-234 (1996)  
doi:10.1103/PhysRevLett.77.231 [arXiv:hep-ph/9605213 [hep-ph]].
- [3] L. Adamczyk *et al.* [STAR], Phys. Lett. B **760**, 689-696 (2016)  
doi:10.1016/j.physletb.2016.07.046 [arXiv:1604.01117 [nucl-ex]].
- [4] M. Cacciari, G. P. Salam and G. Soyez, JHEP **04**, 063 (2008) doi:10.1088/1126-6708/2008/04/063 [arXiv:0802.1189 [hep-ph]].
- [5] M. Cacciari, G. P. Salam and G. Soyez, Eur. Phys. J. C **72**, 1896 (2012)  
doi:10.1140/epjc/s10052-012-1896-2 [arXiv:1111.6097 [hep-ph]].
- [6] L. Adamczyk *et al.* [STAR], Phys. Rev. C **96**, no.2, 024905 (2017)  
doi:10.1103/PhysRevC.96.024905 [arXiv:1702.01108 [nucl-ex]].
- [7] T. Sjostrand, S. Mrenna and P. Z. Skands, Comput. Phys. Commun. **178**, 852-867 (2008)  
doi:10.1016/j.cpc.2008.01.036 [arXiv:0710.3820 [hep-ph]].
- [8] J. Adam *et al.* [STAR], Phys. Rev. D **100**, no.5, 052005 (2019)  
doi:10.1103/PhysRevD.100.052005 [arXiv:1906.02740 [hep-ex]].
- [9] N. B. Chang and G. Y. Qin, Phys. Rev. C **94**, no.2, 024902 (2016)  
doi:10.1103/PhysRevC.94.024902 [arXiv:1603.01920 [hep-ph]].
- [10] T. Luo, S. Cao, Y. He and X. N. Wang, Phys. Lett. B **782**, 707-716 (2018)  
doi:10.1016/j.physletb.2018.06.025 [arXiv:1803.06785 [hep-ph]].
- [11] M. D. Sievert, I. Vitev and B. Yoon, Phys. Lett. B **795**, 502-510 (2019)  
doi:10.1016/j.physletb.2019.06.019 [arXiv:1903.06170 [hep-ph]].
- [12] J. Adam *et al.* [ALICE], JHEP **09**, 170 (2015) doi:10.1007/JHEP09(2015)170  
[arXiv:1506.03984 [nucl-ex]].
- [13] J. Adam *et al.* [STAR], [arXiv:2006.00582 [nucl-ex]].
- [14] R. Licenik, Hard Probes-2020 proceedings.
- [15] A. Adare *et al.* [PHENIX], Phys. Rev. C **87**, no.3, 034911 (2013)  
doi:10.1103/PhysRevC.87.034911 [arXiv:1208.2254 [nucl-ex]].