

Dibaryons: Molecular versus Compact Hexaquarks

H. Clement and T. Skorodko

Physikalisches Institut der Universität Tübingen

and

Kepler Center for Astro and Particle Physics, University of Tübingen,

Auf der Morgenstelle 14, D-72076 Tübingen, Germany

email: heinz.clement@uni-tuebingen.de

March 28, 2022

Abstract

Hexaquarks constitute a natural extension of complex quark systems like also tetra- and pentaquarks do. To this end the current status of $d^*(2380)$ in both experiment and theory is shortly reviewed. Recent high-precision measurements in the nucleon-nucleon channel and analyses thereof have established $d^*(2380)$ as an indisputable resonance in the long-sought dibaryon channel. Important features of this $I(J^P) = 0(3^+)$ state are its narrow width and its deep binding relative to the $\Delta(1232)\Delta(1232)$ threshold. Its decay branchings favor theoretical calculations predicting a compact hexaquark nature of this state. We review the current status of experimental and theoretical studies on $d^*(2380)$ as well as new physics aspects it may bring in the future. In addition, we review the situation at the $\Delta(1232)N$ and $N^*(1440)N$ thresholds, where evidence for a number of resonances of presumably molecular nature have been found — similar to the situation in charmed and beauty sectors. Finally we shortly discuss the situation of dibaryon searches in the flavored quark sectors.

Contents

1	Introduction	2
2	Pion Production in Nucleon-Nucleon Collisions and the Issue of Resonances	3
2.1	<i>Single-Pion Production — Early Results on Dibaryonic States near the $\Delta(1232)N$ Threshold</i>	3
2.2	<i>Two-Pion Production — Observation of the Deeply Bound $\Delta(1232)\Delta(1232)$ State $d^*(2380)$</i>	4
2.2.1	<i>pp-induced two-pion production</i>	4
2.3	<i>pn-induced double-pionic fusion: observation of a narrow resonance</i>	4
2.3.1	<i>The $d^* \rightarrow \Delta\Delta$ decay vertex: ABC effect</i>	6
2.3.2	<i>d^* resonance structure in non-fusing isoscalar two-pion production</i>	8
2.3.3	<i>$d^*(2380)$ – a resonance pole in np scattering</i>	8
2.3.4	<i>hadronic decay branchings of $d^*(2380)$</i>	10
3	Electromagnetic Excitation of $d^*(2380)$	10
4	Status of Theoretical Work on $d^*(2380)$	12
4.1	<i>the width issue</i>	13
4.2	<i>hexaquark versus molecular structure</i>	13
5	Recent Searches for Dibaryonic States in the $\Delta(1232)N$, $N^*(1440)N$ and $\Delta(1232)\Delta(1232)$ Regions.	14
5.1	<i>ΔN threshold region</i>	14
5.2	<i>$N^*(1440)N$ region</i>	15
5.3	<i>$\Delta\Delta$ region</i>	16
6	Remarks on Flavored Dibaryons	16
7	Summary	17
8	Outlook	17
9	Acknowledgments	19

1 Introduction

The recent observations of exotic multi-quark states in form of tetra- and pentaquark systems in charmed and beauty meson and baryon sectors, respectively, demonstrate that there exist more complex configurations in nature than just quark-antiquark and three-quark systems — as already suggested by Gell-Mann in his pioneering presentation of the quark model [1]. A natural extension of complexity is the quest for hexaquark systems, which provides the transition to two-baryon, *i.e.* dibaryon systems.

Generally dibaryons are solely defined by their baryon quantum number $B = 2$. In this sense we know since 1932, when the deuteron was discovered [2] that at least a single one does exist. Due to its very small binding energy of only 2.2 MeV the deuteron constitutes a large extended hadronic molecule with a charge radius of 2.1 fm [3, 4]. *I.e.*, proton and neutron inside the deuteron are on average 4 fm apart from each other and do not overlap.

All the time since then it has been questioned, whether there are more states in the two-baryon system than just the deuteron groundstate with $I(J^P) = 0(1^+)$. Follow-up nucleon-nucleon (NN) scattering experiments revealed this state in the 3S_1 partial wave to be the only boundstate in the NN

system. Its isovector counterpart, the virtual $I(J^P) = 1(0^+)$ state in the 1S_0 partial wave, was found to be already slightly unbound.

With the recognition of quarks being the basic building blocks of hadrons, the idea of dibaryons being not just hadronic molecules but rather sixpacks of quarks sitting in a common quark bag stimulated the dibaryon search enormously. A manifold of quark models predicting a huge number of dibaryon states initiated a rush of experimental searches for such objects. Unfortunately, practically none of the many claims for experimental evidences survived rigorous experimental checks. For a review of the history of dibaryon predictions and searches see, *e.g.* Ref. [5].

This situation has changed about 10 years ago, when the CELSIUS/WASA [6] and the WASA-at-COSY collaborations [7, 8] started to report their experimental results obtained in a series of experiments on two-pion production in NN collisions and neutron-proton scattering. In all relevant two-pion channels the Lorentzian energy dependence of a narrow isoscalar resonance – named $d^*(2380)$ – was observed. By measurement of polarized proton-neutron scattering and its inclusion in the phase-shift analysis a circular move in the 3D_3 partial wave was revealed establishing a pole with $I(J^P) = 0(3^+)$ at around 2380 MeV [9, 10]. From these investigations the branching ratios of $d^*(2380)$ were determined for all its hadronic decays [11].

In the following two chapters, sections 2 and 3, a short review is given starting from the first solid observation of $d^*(2380)$ in the double-pionic fusion measurements at CELSIUS/WASA [6] and WASA-at-COSY [7] until its current status in hadronic and electromagnetic excitation and decay processes. In chapter 4 the status of theoretical work on $d^*(2380)$ is reviewed with emphasis on the width issue and the key question, whether it constitutes a compact hexaquark or a dilute molecular system.

Chapter 5 deals with resonance structures at $\Delta(1232)N$ and $N^*(1440)N$ thresholds pointing to dibaryonic states of molecular character — in analogy to the situation for tetra- and pentaquark systems in charm and beauty sectors. Finally, the current dibaryon situation in flavored quark sectors is shortly touched in chapter 6.

2 Pion Production in Nucleon-Nucleon Collisions and the Issue of Resonances

Resonances in single- and two-baryon systems decay preferentially by emission of one or several pions. Hence pion production in NN collisions gives access to the issue of resonances both in baryon and dibaryon systems. The latter are of particular interest here. The oldest prediction of six-quark objects decaying by pion emission dates back to Dyson and Xuong [12], who — based on $SU(6)$ symmetry considerations — predicted the existence of six non-strange dibaryon states.

Since there existed no detailed data base on pion production in NN collisions, a systematic study — in particular of two-pion production — started in the nineties at CELSIUS and was continued later-on at COSY using the hermetic WASA detector. All CELSIUS/WASA and WASA-at-COSY measurements on single- and multiple-pion production reported here were carried out exclusively and kinematically complete — in most cases kinematically over-constrained, in order to improve the momentum resolution by kinematic fits and in order to provide data free of background.

2.1 Single-Pion Production — Early Results on Dibaryonic States near the $\Delta(1232)N$ Threshold

The search for resonances in the system of two baryons dates back to the fifties, when first measurements of the $\pi + d \rightarrow pp$ reaction at Dubna [13, 14, 15] indicated a resonance-like structure near the ΔN threshold connected to the 1D_2 partial wave in the NN system. Later-on high quality data on total and differential cross sections and polarization observables for pp and πd elastic scattering as well as

$\pi d \rightarrow pp$ and $pp \rightarrow \pi d$ reactions revealed a pronounced looping of the 1D_2 NN partial wave in the Argand diagram representing a pole of a resonance with $I(J^P) = 1(2^+)$, mass $m \approx 2148$ MeV and width $\Gamma \approx 120$ MeV [16, 17].

Though the clear looping is in favor of a true s-channel resonance, the close neighborhood of its mass to that of the ΔN threshold and the compatibility of its width with that of $\Delta(1232)$ casted doubts on its s-channel nature. It has been argued that the observed features could be merely a threshold phenomenon and the observed looping just a reflection of the usual Δ excitation process in the presence of the other nucleon, which due to the threshold condition has to be at rest relative to the active one.

The situation about this resonance structure has been discussed controversial in many papers, see, *e.g.* [5]. In a number of publications Hoshizaki demonstrated that this resonance structure constitutes a true S-matrix pole rather than a threshold cusp or a virtual ΔN state [18, 19]. Similar conclusions were reached by Ueda *et al.* [20].

The resonance structure seen in the 1D_2 NN -partial wave is the by far most pronounced one seen in NN scattering and $\pi d \rightleftharpoons NN$ reactions. But also in other partial waves a resonant behavior had been noted in the region of the ΔN threshold, though by far not as spectacular. In partial wave solutions of the SAID analysis group, *e.g.*, also the 3P_2 – 3F_2 , 3F_3 and 3F_4 – 3H_4 NN -partial waves exhibit a clear looping in the Argand diagram [16, 17, 21].

The fact that all these states near the ΔN threshold exhibit a width close to that of the $\Delta(1232)$ is not too surprising, since the available phase space of a ΔN state for a fall-apart decay into its components N and Δ is tiny close to the ΔN threshold and hence the only sizeable decay contribution arises from the decay of the component Δ . We will return to the discussion of states near thresholds in section 5. In the next chapters first the situation about the hitherto only example of a deeply bound (relative to the $\Delta\Delta$ threshold) dibaryon state, the $d^*(2380)$, will be reviewed.

2.2 Two-Pion Production — Observation of the Deeply Bound $\Delta(1232)\Delta(1232)$ State $d^*(2380)$

2.2.1 pp -induced two-pion production

The two-pion production program at CELSIUS started out in 1993 with exclusive and kinematically complete high-statistics measurements of pp -induced two-pion production from the threshold region up to the GeV region.

As a result of these systematic studies it was found that isovector induced two-pion production up to $\sqrt{s} \approx 3$ GeV is well described by the conventional process of t -channel meson exchange leading to the excitation of the $N^*(1440)$ Roper resonance and the excitation of the $\Delta(1232)\Delta(1232)$ system. Whereas the first process dominates at lower beam energies close to threshold, the latter dominates at energies above 1 GeV, *i.e.* $\sqrt{s} > 2.4$ GeV.

This conclusion includes also the isovector double-pionic fusion process $pp \rightarrow d\pi^+\pi^0$. Measurements of its differential cross sections in the region $\sqrt{s} \approx 2.4$ GeV are in good agreement with t -channel $\Delta\Delta$ calculations. And the energy dependence of its total cross section exhibits a broad resonance-like structure with a width of about $2\Gamma_\Delta$ in accord with the t -channel $\Delta\Delta$ calculations [8, 22] — see top panel of Fig. 1.

2.3 pn -induced double-pionic fusion: observation of a narrow resonance

When pn -induced two-pion production was looked at, the situation changed strikingly. The according measurements were carried out with either a deuteron beam or deuterium target by taking advantage of the quasi-free process, *e.g.*, by looking on the process $pd \rightarrow d\pi^0\pi^0 + p_{\text{spectator}}$ within the $pd \rightarrow dp\pi^0\pi^0$ reaction. Since all these measurements were exclusively and kinematically complete (in most cases even

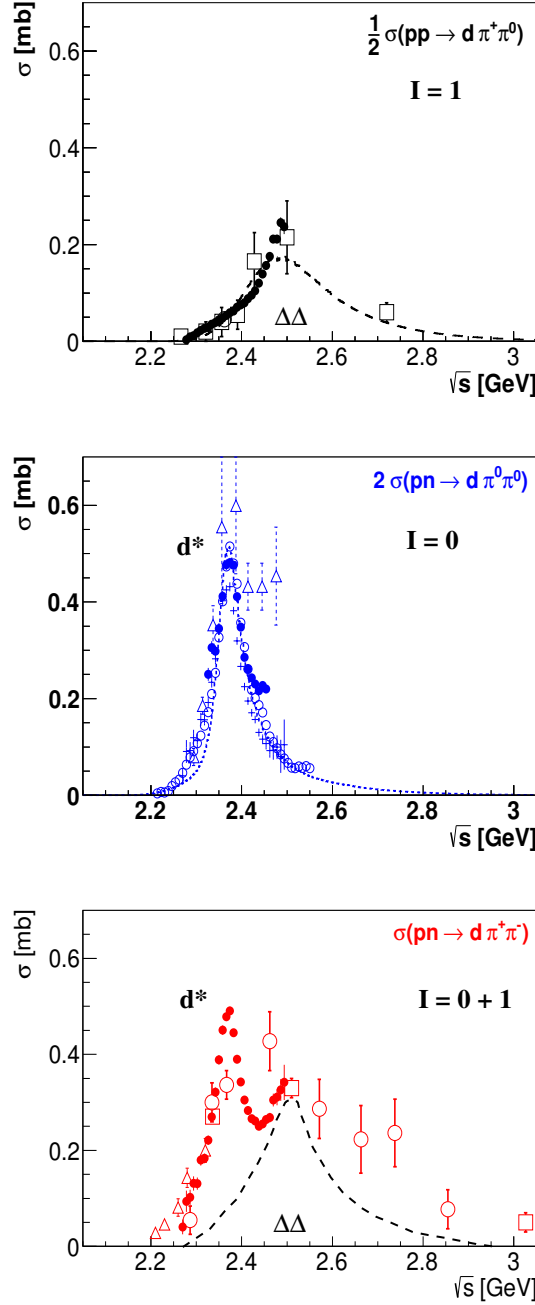


Figure 1: Total cross section of the double-pionic fusion to deuterium and its isospin decomposition. Top panel: the isovector part of the $pn \rightarrow d\pi^+\pi^-$ reaction given by half the cross section of the $pp \rightarrow d\pi^+\pi^0$ reaction. Solid dots show WASA-at-COSY [8] results, open symbols previous results [22, 23, 24]. The dashed curve represents a t -channel $\Delta\Delta$ calculation fitted in height to the data [22]. Middle panel: The isoscalar part of the $pn \rightarrow d\pi^+\pi^-$ reaction given by twice the cross section of the $pn \rightarrow d\pi^0\pi^0$ reaction. The CELSIUS/WASA results [6] are shown by open triangles. The other symbols refer to WASA-at-COSY measurements [7, 8]. The dotted line denotes the d^* resonance curve with momentum dependent widths [28], mass $m = 2370$ MeV and total width $\Gamma = 70$ MeV. Bottom panel: the isospin-mixed reaction $pn \rightarrow d\pi^+\pi^-$. Solid dots represent WASA-at-COSY measurements, open symbols previous bubble-chamber measurements at DESY (circles) [25], Dubna (squares) [26] and Gatchina (triangles) [27]. The dashed line represents the t -channel $\Delta\Delta$ excitation. From Ref. [8].

over-constrained allowing kinematic fitting with improving thus resolution and purity of the collected events), the effective total energy of the $pn \rightarrow d\pi^0\pi^0$ subprocess was known on a event-by-event basis. That way the energy dependence of the quasi-free process could be measured over an appropriate energy range with a single beam energy setting.

For the $d\pi^0\pi^0$ channel there were no previous measurements at all, since a hermetic detector like WASA with its capability to detect both charged and uncharged particles over a solid angle of nearly 4π was not available at other installations for hadron research.

By use of isospin relations [23, 27] and isospin recoupling in case of an intermediate $\Delta\Delta$ system [5], the cross section of the t -channel $\Delta\Delta$ process in the $d\pi^0\pi^0$ channel can be determined to be only $1/5$ of that in the $d\pi^+\pi^0$ channel, *i.e.*, about 0.04 mb at $\sqrt{s} \approx 2.5$ GeV, where the t -channel $\Delta\Delta$ process peaks. Due to this low cross section of conventional processes, this reaction channel is predestinated for the observation of unconventional isoscalar processes, so to say the "golden" channel.

The measurements for this channel [6, 7, 8] displayed in the middle panel of Fig. 1 as well as in Fig. 2, indeed revealed the cross section around 2.5 GeV to be of this magnitude. However, the big surprise was that at lower energies a much larger cross section was observed exhibiting a pronounced narrow resonance-like structure, which can be very well fitted by a Breit-Wigner ansatz with momentum dependent widths [28], mass $m = 2370$ MeV and total width $\Gamma = 70$ MeV – see dotted line in the middle panel of Fig. 1.

The measurement of the deuteron angular distribution displayed in Fig. 2 led to a $J = 3$ assignment for the resonance structure [7]. Together with the isoscalar character of the $pn \rightarrow d\pi^0\pi^0$ reaction this gives the isospin-spin-parity combination $I(J^P) = 0(3^+)$. Due to its isoscalar character and the baryon number $B = 2$ the resonance structure is formally compatible with an excited state of the deuteron, hence its denotation as d^* .

The Dalitz plot and its mass-squared projections are shown in Fig. 2. Together with the $N\pi^0$ angular distribution [7] they suggest a $\Delta\Delta$ configuration in relative s -wave as an intermediate configuration, which according to the observed mass of 2370 MeV must be bound by about 90 MeV relative to the nominal $\Delta\Delta$ threshold mass of 2464 MeV [7].

In measurements of the $pn \rightarrow d\pi^+\pi^-$ reaction (bottom panel of Fig. 1) and the isospin decomposition [8, 23, 27] of its cross section according to the relation

$$\sigma(pn \rightarrow d\pi^+\pi^-) = 2\sigma(pn \rightarrow d\pi^0\pi^0) + \frac{1}{2}\sigma(pp \rightarrow d\pi^+\pi^0). \quad (1)$$

it has been demonstrated that the resonance structure shows up only in the isoscalar part of the double-pionic fusion to the deuteron, but not in its isovector part, *i.e.* it has a definite isospin $I = 0$.

2.3.1 The $d^* \rightarrow \Delta\Delta$ decay vertex: ABC effect

The pronounced low-mass enhancement observed in the Dalitz plot and its projection onto the $\pi\pi$ -invariant mass-squared as displayed Fig. 2 is very remarkable. In fact, such low-mass enhancements had been noticed already before in double-pionic fusion experiments. Actually, they laid the trace for the discovery of d^* at WASA [5, 29].

In 1960 Abashian, Booth and Crowe [30] noticed in the inclusively measured $pd \rightarrow {}^3\text{He}X$ reaction an enhancement in the ${}^3\text{He}$ missing mass spectrum in the kinematic region corresponding to the emission of two pions with low invariant mass. Follow-up measurements revealed this enhancement to occur in the double-pionic fusion reactions $pn \rightarrow d\pi\pi$, $pd \rightarrow {}^3\text{He}\pi\pi$ and $dd \rightarrow {}^4\text{He}\pi\pi$, but not in the fusion to ${}^3\text{H}$, where an isovector pion pair is emitted.

In all the years since then no conclusive explanation could be presented for the observed low-mass enhancement in spite of many theoretical attempts. Hence it was just abbreviated as "ABC" effect in the

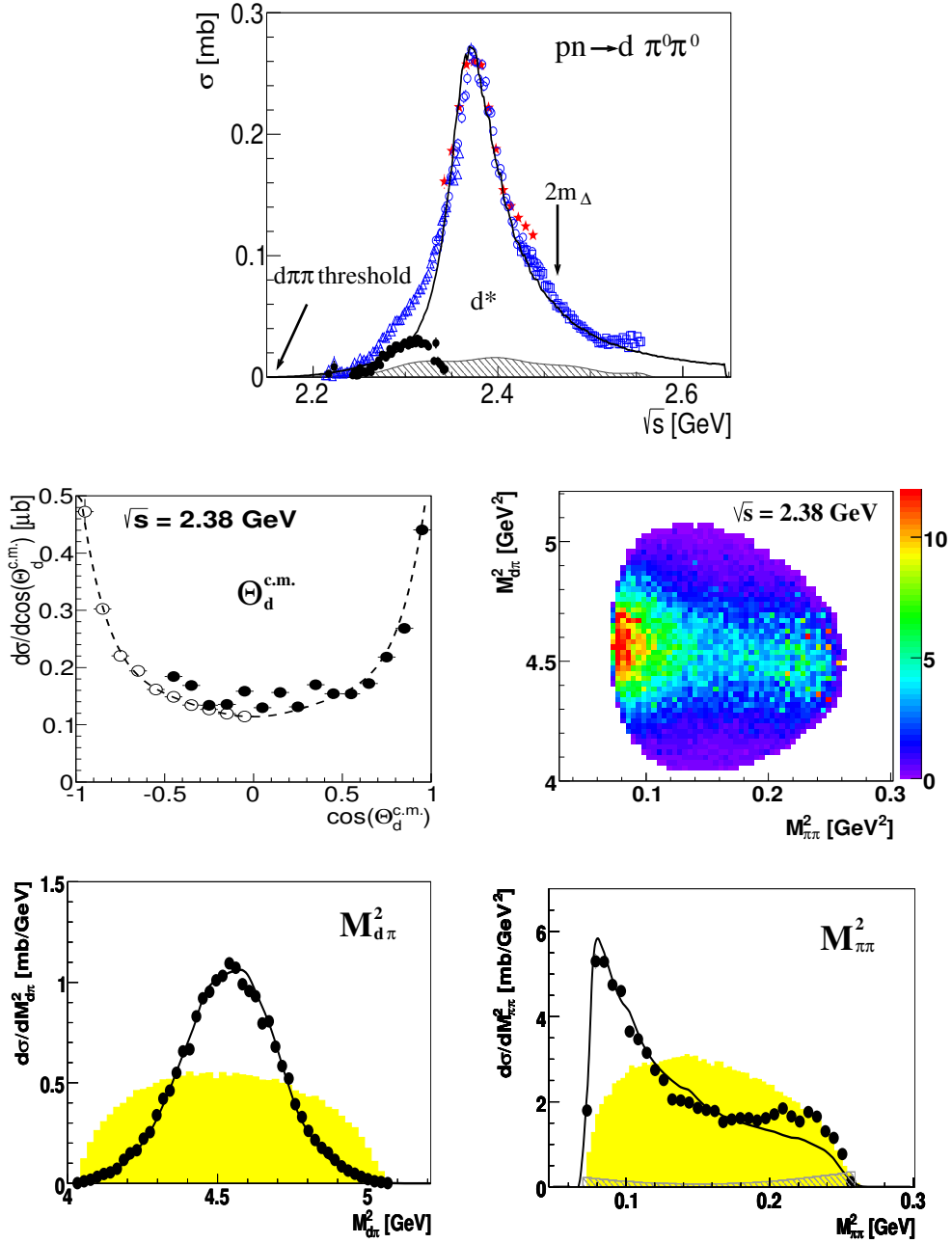


Figure 2: Measurements of the "golden" reaction channel $pn \rightarrow d\pi^0\pi^0$ with WASA at COSY. Top: total cross section exhibiting the pronounced resonance structure. The blue open symbols show the data of Ref. [7]. They have been normalized in absolute scale to the data of Ref. [8], which are plotted by red stars. The black shaded area represents an estimate of systematic uncertainties. The solid curve shows a calculation of the $d^*(2380)$ resonance with momentum-dependent widths according to Ref. [28] and including t -channel Roper and $\Delta\Delta$ excitations as background reactions. The filled circles represent the difference between this calculation and the data in the low-energy tail of $d^*(2380)$. Middle: deuteron angular distribution (left) and Dalitz plot (right) at the peak energy of $\sqrt{s} = 2.38$ GeV. Open and solid circles refer to measurements with the spectator proton in the target and in the beam (reversed kinematics), respectively. The dashed curve gives a Legendre fit with $L_{max} = 6$ corresponding to $J = 3$. Bottom: Dalitz plot projections yielding the distributions of the squares of the $d\pi^0$ - (left) and $\pi^0\pi^0$ - (right) invariant masses. The low-mass enhancement in the latter spectrum denotes the so-called ABC effect. The solid lines represent a calculation of the $pn \rightarrow d^*(2380) \rightarrow \Delta^+\Delta^0 \rightarrow d\pi^0\pi^0$ process. From Refs. [7, 31, 32].

literature using the initials of the authors Abashian, Booth and Crowe, who noticed this enhancement first.

The WASA measurements of the complete double-pionic fusion to the deuteron comprising all three reactions $pp \rightarrow d\pi^+\pi^0$, $pn \rightarrow d\pi^0\pi^0$ and $pn \rightarrow d\pi^+\pi^-$ deciphered now this effect to be stringently correlated with the appearance of the isoscalar resonance structure d^* [7, 8, 22] in double-pionic fusion processes. There the ABC effect just reflects the vertex function of the decay vertex $d^* \rightarrow \Delta\Delta$ and shows up in the $\pi\pi$ invariant mass spectrum only, if the nucleons in the final state fuse to a bound system [28]. Subsequent WASA experiments showed that also in the double-pionic fusions to ^3He and ^4He the dibaryon resonance d^* is formed, though it appears much broadened there due to collision damping with the surrounding nucleons [5, 33, 34].

2.3.2 d^* resonance structure in non-fusing isoscalar two-pion production

Recently also the non-fusion two-pion production reactions $pn \rightarrow pp\pi^0\pi^-$ [35], $pn \rightarrow pn\pi^0\pi^0$ [36], $pn \rightarrow pn\pi^+\pi^-$ [37] have been investigated. All these channels are isospin-mixed, *i.e.* contain both isoscalar and isovector contributions. Hence the d^* signal appears just on top of a substantial and — due to its four-body character — steeply rising background of conventional processes. Nevertheless it still shows up clearly in the energy dependence of the total cross sections for these reaction channels.

By use of the isospin-decomposition of NN -induced two-pion production [5, 23, 27] the expected size of the d^* contribution in these channels can be easily estimated. A more detailed treatment takes into account also the different phase-space situation, when the deuteron is replaced by the unbound pn system in these reactions [38, 39].

In summary, all NN -induced two-pion production channels are in accordance with the appearance of an $I(J^P) = 0(3^+)$ dibaryon resonance at 2.37 GeV with a width of 70 MeV. Even in the only partially isoscalar channels, the d^* contribution is still the by far dominating process. The conventional t -channel processes there underpredict the data in the d^* energy region by factors two to four [35, 36, 37].

2.3.3 $d^*(2380)$ – a resonance pole in np scattering

If the resonance structure d^* observed in two-pion production indeed is a true s -channel resonance, then it has to show up in principle also in the entrance channel, *i.e.* in the np scattering channel. There it has to produce a pole in the partial waves corresponding to $I(J^P) = 0(3^+)$, *i.e.* in the coupled partial-waves 3D_3 - 3G_3 .

The expected resonance contribution to the elastic np scattering can be calculated from the knowledge of the resonance contributions to the various two-pion production channels — under the assumption that there is no decay into the isoscalar single-pion production channel, which is forbidden to first order in case of an intermediate $\Delta\Delta$ formation. In Ref. [11] this resonance contribution has been estimated to be about 170 μb , a value, which is tiny compared to the value of nearly 40 mb for the total np cross section.

The analyzing power angular distribution of the elastic scattering is the predestinated observable to sense such a small contribution, since it is composed just of interference terms in the partial waves and hence sensitive to even small terms in the partial waves. In the angular distribution of the analyzing power the contribution of a resonance with $J = 3$ is given by the angular dependence of the associated Legendre polynomial P_3^1 . Therefore the resonance contribution is expected to be largest at 90° , which is also the angle, where the differential cross section is smallest. For the sensitivity of other observables to the d^* resonance see Ref. [10].

In the region of interest for the d^* issue there existed no analyzing power data from previous measurements. Precise measurements at SACLA ended just below the d^* region [41, 42]. Hence corresponding analyzing power measurements extending over practically the full angular range were undertaken with

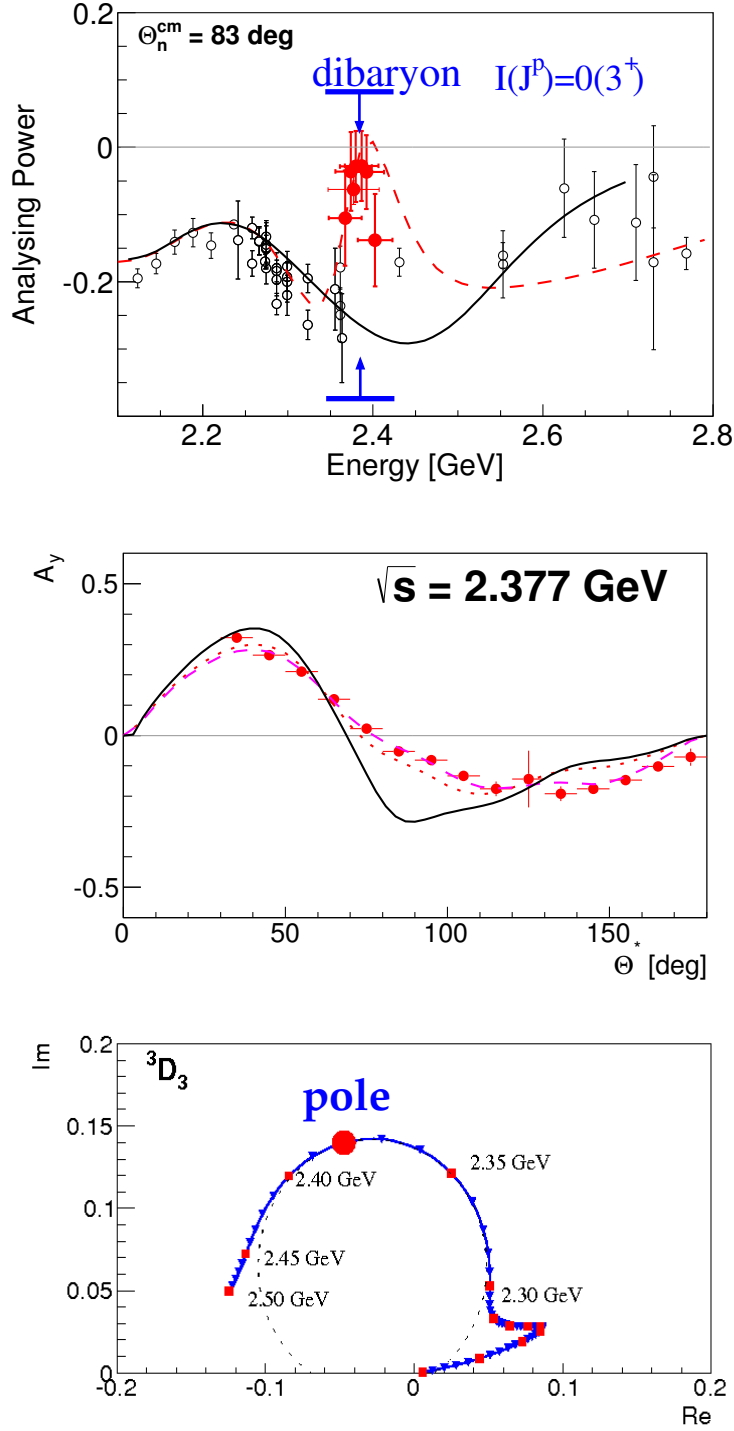


Figure 3: Analyzing power data for elastic pn scattering in the $d^*(2380)$ energy region and their partial-wave analysis [9, 10, 40]. Top: energy dependence of the analyzing power in the vicinity of $\Theta_n^{cm} = 90^\circ$, where the effect of the $d^*(2380)$ resonance is expected to be largest. The solid circles denote WASA results, the open symbols previous data [41, 42, 43, 44, 45, 46, 47, 48]. The solid line gives the previous SAID partial-wave solution, the dashed line the new SAID solution after including the WASA data. Middle: Angular distribution of the analyzing power A_y at the resonance energy. The curves have the same meaning as in the top figure. Bottom: Argand diagram of the new SAID solution for the 3D_3 partial wave with a pole at 2380 MeV. The thick solid circle denotes the pole position. From Ref. [5].

WASA at COSY — again in the quasi-free mode. By use of inverse kinematics a polarized deuteron beam was directed onto the hydrogen pellet target [9, 40].

The WASA data are shown in Fig. 3 together with previous measurements [41, 42, 43, 44, 45, 46, 47, 48]. The top panel displays the energy dependence of the analyzing power near a center-of-mass scattering angle of 90° , where the d^* resonance effect is expected to be largest. A pronounced narrow resonance-like structure is observed in the data at the d^* energy position. Accordingly, the measured angular distribution of the analyzing power, displayed in the middle panel of Fig. 3, deviates from the conventionally expected distribution largest in the 90° region. In both panels the solid line shows the solution SP07 from the SAID partial-wave analysis prior to the WASA measurements [49].

The subsequent partial-wave analysis by the SAID group including now the WASA data is given by the dashed and dotted lines, respectively in both top and middle panels. This partial-wave solution, denoted AD14, finds a pole in the coupled $^3D_3 - ^3G_3$ partial waves at the position $(2380 \pm 10) - i(40 \pm 5)$ MeV, which is in full agreement with the findings in the two-pion production reactions [9, 10, 40]. The bottom panel in Fig. 3 displays the Argand diagram of the new solution AD14 for the 3D_3 partial wave. It exhibits a pronounced looping of this partial wave in agreement with a resonant behavior.

Very recently also data for the differential cross sections of the pn scattering in the region of $d^*(2380)$ could be extracted from the WASA data base. It turned out that the new experimental data are perfectly described by the AD14 partial-wave solution, which is a remarkable success putting further confidence into the uniqueness and predictive power of this solution [50].

With this result the resonance structure observed in two-pion production has been established as a genuine s -channel resonance in the proton-neutron system. Due to its isoscalar character the notation $d^*(2380)$ has been chosen in analogy to the denotation for isoscalar excitations of the nucleon.

2.3.4 hadronic decay branchings of $d^*(2380)$

From the various two-pion production measurements as well as from the np scattering experiments and their analysis the branching ratios given in Table 1 have been extracted for the hadronic decays of $d^*(2380)$ [5, 11]. The decay into the not measured $nn\pi^+\pi^0$ channel has been taken to be identical to that into the $pp\pi^0\pi^-$ channel by isospin symmetry.

The observed d^* decay branchings into the diverse two-pion channels are consistent with expectations from isospin decomposition [11] as well as explicit QCD model calculations [51].

In a dedicated WASA search for the hypothetical decay $d^*(2380) \rightarrow (NN\pi)_{I=0}$ no signal from $d^*(2380)$ could be sensed in the experimental isoscalar single-pion production cross section, but an upper limit of 5% at 90% C.L. could be derived for such a branching [52, 53]. Note that in Ref. [52] the upper limit was given too high by a factor of two [53]. This result disfavors strongly models predicting a molecular structure for $d^*(2380)$ [54, 55, 56, 57], but is in full accord with a compact hexaquark- $\Delta\Delta$ structure [58].

It should be pointed out that the successful reproduction of all hadronic decay branchings of $d^*(2380)$ and its total width by the theoretical calculations also means that all experimentally observed cross sections in the various hadronic channels are understood theoretically in a quantitative manner.

3 Electromagnetic Excitation of $d^*(2380)$

The electromagnetic decay channels are very interesting, since they offer the possibility to excite the resonance also by photo- and electro-production, respectively. The latter, in particular, offers the possibility to measure that way the transition form-factor, which could give experimental access to the size of $d^*(2380)$ and thus further clarify the question about the structure of $d^*(2380)$. From the γ decay of the Δ resonance one may estimate that the cross sections for the processes $pn \rightarrow d^*(2380) \rightarrow \Delta\Delta \rightarrow$

Table 1: Branching ratios in percent of the $d^*(2380)$ decay into pn , $NN\pi$, $NN\pi\pi$ and $d\gamma$ channels. The experimental results [11, 52, 53, 67, 68, 69] are compared to results from a theoretical calculation [51, 58] starting from the theoretical d^* wave function and including isospin breaking effects. They are also compared to values expected from pure isospin recoupling of the various $NN\pi\pi$ channels. In the latter case the branching into the $d\pi^0\pi^0$ channel is normalized to the data.

decay channel	experiment	theory [51, 58]	$NN\pi\pi$ isospin recoupling
$d\pi^0\pi^0$	14 ± 1	12.8	13
$d\pi^+\pi^-$	23 ± 2	23.4	26
$np\pi^0\pi^0$	12 ± 2	13.3	13
$np\pi^+\pi^-$	30 ± 5	28.6	32.5
$pp\pi^0\pi^-$	6 ± 1	4.9	6.5
$nn\pi^+\pi^0$	6 ± 1	4.9	6.5
$(NN\pi)_{I=0}$	< 5 (90% <i>C.L.</i>)	0.9	—
np	12 ± 3	12.1	—
$d\gamma$	≈ 0.01		
$\Sigma(\text{total})$	103 ± 7	100	

$d\pi^0\gamma$ and $pn \rightarrow d^*(2380) \rightarrow \Delta\Delta \rightarrow d\gamma\gamma$ are smaller than the hadronic decays by two and four orders of magnitude, respectively. For the $d\gamma$ decay channel the situation is presumably similar.

Possibly an indication of $d^*(2380)$ photo-excitation has been observed already in the seventies in the photo-absorption reaction $\gamma d \rightarrow pn$ by measuring the polarization of the ejected protons. After observation [59, 60] of an anomalous structure in the proton polarization from deuteron photodisintegration Kamae and Fujita [61] suggested the possible existence of a deeply bound $\Delta\Delta$ system with $I(J^P) = 0(3^+)$ at $\sqrt{s} = 2.38$ GeV with a width of 160 MeV. Subsequent analyses based on an increased basis of polarization measurements yielded the possible existence of at least two dibaryon resonances with either $I(J^P) = 0(3^+)$ or $0(1^+)$ at $\sqrt{s} = 2.38$ GeV and $I(J^P) = 1(3^-)$ or $1(2^-)$ at $\sqrt{s} = 2.26$ GeV with widths of 200 MeV and above [62, 63].

New measurements of the $\gamma d \rightarrow pn$ reaction with polarized photons at MAMI — measuring also for the first time the polarization of the emerging neutrons — are consistent with an excitation of $d^*(2380)$ in this process [64, 65]. At the photon energy corresponding to the $d^*(2380)$ mass both the previously measured proton polarization [62, 63, 66] and the newly measured neutron polarization peak at a scattering angle of 90 degrees in the center-of-mass system with reaching a polarization of $P_y = -1$. This extreme value means that the final pn system must be in a spin triplet state as required for a $d^*(2380) \rightarrow pn$ decay. The measured [65] energy dependence of P_y at 90 degrees is in agreement with a Lorentzian energy dependence having the width of $d^*(2380)$.

Very recently also first data for the $\gamma d \rightarrow d\pi^0\pi^0$ reaction appeared reaching in energy down to the $d^*(2380)$ region. The measurements conducted at ELPH, Japan, only reach down to the high-energy side of the $d^*(2380)$ region [67, 68]. Measurements performed at MAMI reach even below the d^* region [69]. Both measurements have to fight heavily with background contributions at the lowest energies. However, both measurements find a surplus of cross section in the d^* region in comparison to the state-of-the-art calculations of Fix and Arenhövel [70, 71], which describe the data very well above $\sqrt{s} = 2.40$ GeV. A d^* cross section of about 20 nbarn provides a good description of both data sets in

the d^* region. This is just four orders of magnitude smaller than the cross section in the corresponding hadronic channel providing an electromagnetic branching of 10^{-4} for the $d^*(2380) \rightarrow d\gamma$ transition — in agreement with the estimate given above. First attempts to understand the photo-absorption process $\gamma d \rightarrow d^*(2380)$ theoretically [72, 73] provide cross sections, which are still too low by an order of magnitude.

4 Status of Theoretical Work on $d^*(2380)$

There have been a huge number of dibaryon predictions in the past. The oldest one dates back to 1964, when based on SU(6) symmetry considerations Dyson and Xuong [12] predicted six non-strange dibaryon states D_{IJ} , where the indices denote isospin I and spin J of the particular state. They identified the two lowest-lying states D_{01} and D_{10} with the deuteron groundstate and the virtual 1S_0 state, respectively, the latter being known from low-energy NN scattering and final-state interaction. Identifying in addition the third state D_{12} with the at that time already known resonance-like structure at the $N\Delta$ threshold having $I(J^P) = 1(2^+)$, they fixed all parameters in their mass formula. As a result they predicted a state D_{03} with just the quantum numbers of $d^*(2380)$ at a mass of 2350 MeV, which is remarkably close to the now observed d^* mass. The remaining predicted states are D_{21} and D_{30} . Due to their isospins $I = 2$ and 3 they are NN -decoupled. According to Dyson and Xuong they should have masses very similar to those of D_{12} and D_{03} , respectively.

On the one hand it appears very remarkable, how well the prediction of Dyson and Xuong works. On the other hand this may not be too surprising, because we know since long that the mass formulas for baryons and mesons derived from symmetry breaking considerations also do remarkably well, if a few phenomenological parameters are adjusted to experimental results.

Terry Goldman, Fan Wang and collaborators [74] pointed out later that a $\Delta\Delta$ configuration with the quantum numbers of $d^*(2380)$ must have an attractive interaction due to its exceptional symmetries, so that any model based on confinement and effective one-gluon exchange must predict the existence of such a state — the "inevitable dibaryon" as they called it.

In fact, many groups predicted such a state at actually similar mass based either on quark-gluon [75, 76, 77, 78, 79, 80, 81, 82, 83, 84] or hadronic interactions [56, 57, 61]. But many of them also predicted at the same time numerous other states within the same framework, which were never observed.

A correct real prediction, *i.e.* a prediction before the experimental observation of $d^*(2380)$, is the one by the IHEP theory group led by Z. Y. Zhang, who studied this state in the chiral SU(3) quark model within the resonating group method [80].

Meanwhile also a QCD sum rule study has found this state at the right mass [84], whereas another QCD-based work without inclusion of hadron degrees of freedom can construct such a state as a compact object only at much higher masses [85]. Also, a diquark model was employed to calculate properties of $d^*(2380)$ recently [86]. But its applicability was questioned in a subsequent paper [87].

Most recently first lattice QCD calculations for $d^*(2380)$ were presented by the HAL QCD collaboration [88, 89] finding evidence for a bound $\Delta\Delta$ system with the quantum numbers of $d^*(2380)$. In these calculations the pion mass is still unrealistically large, because $\Delta(1232)$ has to be assumed to be a stable particle, in order to make such calculations feasible at present. Therefore the lattice results were recently extrapolated down to the real pion mass by methods based on Effective Field Theory with the result that indeed such a bound state is likely to exist [90].

Following ideas by Kukulín and Platonova [54, 55] about a possible decay $d^*(2380) \rightarrow D_{12}\pi$, Gal and Garcilazo also obtained this state at the proper mass in recent relativistic Faddeev-type calculations based on hadronic interactions [56, 57].

4.1 the width issue

More demanding than the mass value appears to be the reproduction of the small decay width of $d^*(2380)$. As worked out in a paper together with Stanley Brodsky [91], the small width points to an unconventional origin, possibly indicating a genuine six-quark nature. With the dominant decay being $d^*(2380) \rightarrow \Delta\Delta$ one would naively expect a reduction of the decay width from $\Gamma_{\Delta\Delta}=240$ MeV to 160 MeV for a $\Delta\Delta$ system bound by 90 MeV – using the known momentum dependence of the width of the Δ resonance. This is twice the observed width. On the other hand, if $d^*(2380)$ is a genuine six-quark state, we need to understand its large coupling to $\Delta\Delta$. This can be explained, if one assumes that $d^*(2380)$ is dominated by "hidden-color" configurations. Hidden-color six-quark states are a rigorous first-principle prediction of SU(3) color gauge theory. Six quark color-triplets 3_c combine to five different color-singlets in QCD and will significantly decay to $\Delta\Delta$ as shown in Ref. [92].

So far there have been only three predictions for the decay width based either on Faddeev calculations [56, 57] or on quark-model calculations [51, 75, 78, 79, 93, 94, 95]. A width of 160 MeV as discussed above is also obtained initially in the quark-model calculations of Fan Wang et al. [93]. By accounting in addition for correlations in a more detailed treatment they finally come down to 110 MeV [75]. A similar width is obtained in the Faddeev calculations [56, 57]. For a resonance mass of 2383 MeV they obtain a width of 94 MeV for the decay into all experimentally observed $NN\pi\pi$ decay channels. Adding the decay width into the pn channel, which they cannot account for in their model, leads finally to a width of 104 MeV.

Only the quark-model calculations of the IHEP group, which include hidden-color configurations, as discussed in Refs. [92, 91], arrive at the experimentally observed width [51, 78, 79, 94, 95, 96]. In these calculations the $d^*(2380)$ hexaquark of size 0.8 fm contains about 67% hidden-color components, which cannot decay easily and hence reduce the width to the experimental value.

4.2 hexaquark versus molecular structure

If this scenario is true, then the unusually small decay width of $d^*(2380)$ signals indeed an exotic character of this state and points to a compact hexaquark nature of this object as discussed by the IHEP group [78, 94, 95, 96]. In fact, the IHEP calculations give a value as small as 0.8 fm for the root-mean-square radius of $d^*(2380)$. Also latest lattice QCD calculations provide values in the same range [88]. Actually, such values appear to be not unreasonable, if one uses just the uncertainty-relation formula [97]

$$R \approx \hbar c / \sqrt{2\mu_{\Delta\Delta} B_{\Delta\Delta}} \approx 0.5 fm \quad (2)$$

for an order-of-magnitude estimate of the size of a $\Delta\Delta$ system bound by $B_{\Delta\Delta} = 80$ MeV and a reduced mass $\mu_{\Delta\Delta} = m_{d^*(2380)}$.

In contrast, the Faddeev calculations of Gal and Garcilazo give a molecular-like $D_{12} - \pi$ structure with radius of about 2 fm [98, 99], *i.e.* as large as the deuteron. Unfortunately, as demonstrated recently [5, 98], the d^* decay branchings into the various $NN\pi\pi$ channels based on isospin coupling turn out to be identical for the routes $d^* \rightarrow \Delta\Delta \rightarrow NN\pi\pi$ and $d^* \rightarrow D_{12}\pi \rightarrow NN\pi\pi$, respectively, and hence do not discriminate between these two scenarios. Fortunately, however, there is a way out by looking at a possible decay into the single-pion channel. In leading order such a decay is forbidden for $d^* \rightarrow \Delta\Delta \rightarrow (NN\pi)_{I=0}$. The consideration of higher order terms gives a branching of less than 1% [58]. The situation is much different for an intermediate $D_{12}\pi$ configuration, since $D_{12} \rightarrow NN$ has a branching of 16 - 18% [10, 21]. Hence the $d^* \rightarrow NN\pi$ decay ought to have the same branching in this scenario. However, exactly this has been excluded by the dedicated WASA single-pion production experiment [52, 53]. In consequence of this experimental result Avraham Gal proposed a mixed scenario,

where the main component of $d^*(2380)$ consists of a compact core surrounded by a dilute cloud of $D_{12}-\pi$ structure [98].

Summarizing, in the present discussion about the nature of $d^*(2380)$ it is no longer the question about its existence itself, but about its structure. Is it a dilute molecular-like object or is it a compact hexaquark object? The measured decay properties of $d^*(2380)$ clearly favor the latter.

5 Recent Searches for Dibaryonic States in the $\Delta(1232)N$, $N^*(1440)N$ and $\Delta(1232)\Delta(1232)$ Regions.

5.1 ΔN threshold region

Stimulated by the success in establishing $d^*(2380)$ as the first narrow dibaryon resonance of non-trivial nature, new experiments have been started recently to search for other possible dibaryon resonances. With the ANKE detector at COSY the $pp \rightarrow pp\pi^0$ reaction was studied with polarized protons over a large energy range $\sqrt{s} = 2040 - 2360$ MeV and under the kinematical condition that the emitted proton pair is in the relative 1S_0 state [100]. Thus these measurements are complementary to the ones of the $pp \rightarrow d\pi^+$ reaction, where the nucleons bound in the deuteron are in relative 3S_1 state — aside from the small D -wave admixture in the deuteron.

In the partial wave analysis of their data the ANKE collaboration finds the $^3P_0 \rightarrow ^1S_0 s$ and $^3P_2 \rightarrow ^1S_0 d$ transitions to be resonant peaking at 2201(5) and 2197(8) MeV, respectively, with widths of 91(12) and 130(21) MeV, respectively. The resonance parameters point to ΔN threshold states with $I(J^P) = 1(0^-)$ and $1(2^-)$, respectively, where the two constituents N and Δ are in relative P wave. The particular signature of the $^3P_0 \rightarrow ^1S_0 s$ and $^3P_2 \rightarrow ^1S_0 d$ transitions is that they constitute proton spinflip transitions, which cause concave shaped pion angular distribution in contrast to the conventional convex shaped ones. This peculiar behavior was noted already before in PROMICE/WASA [101] and COSY-TOF [102] measurements of the $pp \rightarrow pp\pi^0$ reaction at energies near the pion production threshold providing thus first hints for a resonant behavior of these partial waves. The masses of these p -wave resonances are slightly above the nominal ΔN mass. This is understood to be due to the additional orbital motion [100].

For the $I(J^P) = 1(2^-)$ resonance corresponding to the 3P_2 NN -partial wave a pole had been found already before in SAID partial-wave analyses of data on pp elastic scattering and the $pp \rightleftharpoons d\pi^+$ reaction [16, 21]. In these analyses also evidence for poles in 3F_3 and $^3F_4-^3H_4$ partial waves have been found near the ΔN threshold, though these evidences appear much less pronounced than for the above cases. These poles would correspond to states with $I(J^P) = 1(3^-)$ and $1(4^-)$.

Kukulin and Platonova have demonstrated recently that by accounting for the isovector P -wave resonances as well as the dominant isovector 2^+ resonance the $pp \rightleftharpoons d\pi^+$ cross section and polarization observables can be described quantitatively for the first time with form-factor cut-off parameters, which are consistent to those obtained in elastic scattering descriptions [103].

Not coupled to the NN channel, but in the region of the ΔN threshold, there is supposed to be another state with quantum numbers mirrored to those of the $I(J^P) = 1(2^+)$ state. This state with $I(J^P) = 2(1^+)$ — first predicted by Dyson and Xuong in 1964 [12] and denoted by D_{21} — is decoupled from the elastic NN channel due to its isospin $I = 2$. Hence, it only can be produced in NN -initiated reactions associatedly, e.g., by the $pp \rightarrow D_{21}\pi^- \rightarrow pp\pi^+\pi^-$ reaction. Though the total cross section of this two-pion production channel runs smoothly over the ΔN threshold region, it was noted recently that its slope there is not in accord with isospin relations between this channel and the $pp \rightarrow pp\pi^0\pi^0$ channel. Whereas the latter cannot contain a D_{21} resonance excitation due to Bose symmetry, the first can do so. And indeed, a detailed analysis of WASA-at-COSY $pp \rightarrow pp\pi^+\pi^-$ data revealed pronounced differences in invariant mass spectra and angular distributions associated with π^+ or π^- . These cannot

be understood by conventional t -channel reaction mechanism, however, quantitatively described by the presence of D_{21} with $m = 2140(10)$ MeV and $\Gamma = 110(10)$ MeV [126, 127]. Aside from the prediction of Dyson and Xuong also Gal and Garcilazo obtain this state with about the same mass and width [57], whereas the Nanjing group does not get enough binding in their calculation for the formation of a bound state [128].

5.2 $N^*(1440)N$ region

In contrast to ΔN resonances, which can couple solely to isovector NN channels, N^*N resonances can connect both to isoscalar and isovector NN channels. So the most likely configurations, where N^* and N are in relative S -waves, can couple to 1S_0 and 3S_1 NN -partial waves possessing the quantum numbers $I(J^P) = 1(0^+)$ and $0(1^+)$, respectively.

In fact, evidence for the existence of such states has been found just recently in NN -initiated single- and double-pion production. In a study dedicated initially to the search for a decay $d^*(2380) \rightarrow NN\pi$ — see section 2.3.4 — the isoscalar part of the single-pion production was measured in the d^* resonance region covering also the $N^*(1440)N$ excitation region [52]. As a result, the isoscalar total cross section is observed to increase monotonically from the $NN\pi$ threshold up to $\sqrt{s} \approx 2.32$ GeV — as also expected for a conventional N^* excitation process mediated by t -channel meson exchange. However, one would expect in such a case that the cross section keeps rising as the beam energy is further increased. Instead, the measurements beyond 2.32 GeV exhibit a decreasing cross section forming thus a bell-shaped energy excitation function for the isoscalar total cross section. Since the simultaneously measured isoscalar $N\pi$ -invariant-mass distribution is in accord with an excitation of the Roper resonance $N^*(1440)$ [52], the observation has to be interpreted as evidence for a N^*N resonance [105, 106]. We deal here with a state below the nominal N^*N mass of $m_{N^*} + m_N = 2.38$ GeV. Therefore N^* and N have to be in relative S -wave and the quantum numbers of this resonance must be $I(J^P) = 0(1^+)$. *I.e.*, it is fed by the 3S_1 partial wave in the NN -system.

Since the Roper resonance decays also by emission of two pions, this N^*N structure could possibly be seen in isoscalar two-pion production, too. This is particularly true for the $pn \rightarrow d\pi^0\pi^0$ reaction, where the background of conventional processes is lowest and where also $d^*(2380)$ is observed best. As seen in Figs. 1 and 2 there is, indeed, a small surplus of cross section in the region of $\sqrt{s} \approx 2.3$ GeV (black filled circles in Fig. 2), *i.e.*, at the low-energy tail of the $d^*(2380)$ resonance, which could be related to the isoscalar N^*N state.

Isospin decomposition of data on various pp -induced two-pion production channels had revealed already some time ago that the Roper $N^*(1440)$ excitation process exhibits a bump-like structure there, too, peaking in the region of the N^*N mass [104]. Since the initial pp -system is of isovector character, the observed structure must correspond to a N^*N state with $I(J^P) = 1(0^+)$ formed by the 1S_0 partial wave in the initial pp channel.

Both resonance structures peak around 2320 MeV and have a width of $\Gamma \approx 150$ MeV. These values conform with the pole parameters of 1370 - i 88 MeV for the Roper resonance, however, not with its Breit-Wigner values of $m \approx 1440$ MeV and $\Gamma \approx 350$ MeV [107]. If the latter mass value is taken for the nominal N^*N mass, then the two N^*N structures appear to be bound by about 70 MeV, which could explain that the observed width is smaller than typical for a Roper excitation. In fact, the formation of a N^*N resonance state would also explain the observation that in nucleon-accompanied Roper excitations like, *e.g.*, in hadronic $J/\Psi \rightarrow \bar{N}N\pi$ decay [108] and αN scattering [109, 110], this excitation is always seen with values close to its pole parameters, but not as expected with its Breit-Wigner values.

5.3 $\Delta\Delta$ region

In addition to the peak for the excitation of the $d^*(2380)$ resonance at $\sqrt{s} = 2.37$ GeV there appear two further peaks at 2.47 and 2.63 GeV in the total cross section of the $\gamma d \rightarrow d\pi^0\pi^0$ reaction, as measured recently both at ELPH [68] and at MAMI [69]. Whereas conventionally these two bumps are explained to belong to electromagnetic excitations of the nucleon in the so-called second and third resonance region [70, 71], the collaboration at ELPH demonstrates that the measured angular distributions are not in accord with such a quasifree reaction process, but rather with a process for the formation of isoscalar dibaryon resonances with masses $m = 2469(2)$ and $2632(3)$ MeV and widths of $\Gamma = 120(3)$ and $132(5)$ MeV, respectively [68]. No spin-parity assignments are given, but the $d\pi$ -invariant mass spectra suggest a decay of these putative resonances via D_{12} , the isovector 2^+ state near the ΔN threshold. Whereas the peak at 2.63 GeV is beyond the energy range measured at WASA in the $pn \rightarrow d\pi^0\pi^0$ reaction, the peak at 2.47 GeV is still within this range. Since the peak cross section at 2.47 GeV is roughly double as high as that for $d^*(2380)$ at 2.37 GeV, one would naively expect a similar situation also in the hadronic excitation process measured by WASA. But nothing spectacular is seen around 2.5 GeV in the WASA measurements. The observed small cross section in this region — see Fig. 2 — is well understood by the conventional t -channel $\Delta\Delta$ process as indicated in Fig. 1. A possible way out could be the conception that similar to the situation with the Roper resonance also the higher-lying nucleon excitations undergo a kind of molecular binding with the neighboring nucleon at their threshold. Since in NN -induced reactions the excitation of the hit nucleon into states of the second and third resonance region has a much smaller cross section [111] than the conventional $\Delta\Delta$ process, it could be understandable, why WASA does not observe the peak at 2.47 GeV seen in γ -induced $\pi^0\pi^0$ production, where the $\Delta\Delta$ process is not possible.

Five out of six dibaryonic states predicted by Dyson and Xuong [12] in 1964 have been found meanwhile with masses even close to the predicted ones. Therefore it appears very intriguing to investigate, whether also the sixth one exists, perhaps also close to its predicted mass value. This NN -decoupled state D_{30} with $I(J^P) = 3(0^+)$, i.e. with quantum numbers mirrored to those of $D_{03} = d^*(2380)$ and of $\Delta\Delta$ nature, too, is particularly difficult to find, since one needs at least two associatedly produced pions, in order to produce it in NN -initiated reactions.

An attempt to search for it in WASA data for the $pp \rightarrow pp\pi^+\pi^+\pi^-\pi^-$ reaction was undertaken recently [129]. No stringent signal of such a state was observed in these data and only upper limits for its production cross section could be derived, because the theoretical description of conventional processes for four-pion production is not well known so far. However, it could be shown that the upper limit is at maximum for the combination $m = 2.38$ GeV and $\Gamma = 100$ MeV. *I.e.*, if this state really exists, then this mass-width combination is most likely.

Since this mass is compatible with the $d^*(2380)$ mass, it would agree perfectly with the prediction of Dyson and Xuong, who get equal masses for both these states. Also other theoretical studies [57, 76, 77] find D_{30} to lie in this mass region.

6 Remarks on Flavored Dibaryons

Despite of numerous experimental attempts no single dibaryon candidate could be established firmly so far in the flavored quark sector. Most of experiments were carried out in the strange sector, in particular searching for the so-called H -dibaryon, a bound $\Lambda\Lambda$ state predicted 1977 by Jaffe [112]. For a recent review see, *e.g.* Ref. [5]. This field has received a new push, after the lattice QCD calculations by the HAL QCD collaboration keep predicting slightly bound $\Omega\Omega$ and Ω^-p systems [113, 114]. The latter result is also in accord with quark model calculations by the Nanjing group [115]. First measurements of the Ω^-p correlation function by the STAR experiment at RHIC give first hints that the scattering length is indeed positive in favor of a bound state in this system [116].

An established unusual structure found in the strange sector is a narrow spike at the ΣN threshold, conventionally interpreted as a cusp effect [5, 117, 118, 119]. But also a possible ΛN state has been discussed, for a recent review on this subject, see, *e.g.*, Ref. [120].

At JPARC experiments are going on to search for a bound ppK^- system. Recent results are in favor of the existence of such a system [121], however, a definite confirmation has to be still awaited.

Recently attention was paid also to the charm and beauty sector, where tetra- and pentaquark system were observed recently. Karliner and Rosner pointed out that the baryon-baryon attraction could be big enough to allow dibaryon systems there [122]. No experimental results are available yet.

7 Summary

Following a trace laid by the ominous ABC effect the WASA measurements of the two-pion production in np collisions revealed the existence of a narrow dibaryon resonance, first observed in the $pn \rightarrow d\pi^0\pi^0$ reaction. As it turned out, this has been the golden channel for the dibaryon discovery, since the background due to conventional processes is smallest in this channel. There was also no chance to discover it by previous experiments in this channel, since there existed no other installation, which would have been able to take reliable data for this reaction channel at the energies of interest.

By subsequent WASA measurements of all possible hadronic decay channels this dibaryon state could be established as a genuine s -channel resonance with $I(J^P) = 0(3^+)$ at 2370 - 2380 MeV. Its dynamic decay properties point to an asymptotic $\Delta\Delta$ configuration, bound by 80 - 90 MeV. Its width of only 70 MeV – being more than three times smaller than expected for a conventional $\Delta\Delta$ system excited by t -channel meson exchange – points to an exotic origin like hidden-color effects in the compact hexaquark system.

Though the observation of such a state came for many as a surprise, it was predicted properly already as early as 1964 by Dyson and Xuong and more recently by Z. Y. Zhang *et al.*, who also can reproduce all measured decay properties. Most recently this state has been also seen in lattice QCD calculations.

Though there is also added evidence for a number of dibaryonic states near the ΔN threshold — all of them with large widths — $d^*(2380)$ remains so far the only established resonance with a surprisingly small width pointing to a compact hexaquark structure of this state.

Key informations about the (unflavored) dibaryon states discussed in this review are summarized in Table 2. For a number of them their existence is not (yet) certain. The column "evidence" gives a star rating for the presently collected experimental evidence of the envisaged state. It is based on the author's personal judgment and may serve just as a kind of guideline. The experimentally best established one is certainly the isoscalar resonance $d^*(2380)$ followed by the isovector ΔN near-threshold state with $J^P = 2^+$.

The column "structure" denotes the asymptotic configuration of the particular state in the course of its decay into the hadronic channels — or also its hindrance in case of hidden color. The column "experimental information" summarizes recent references to corresponding experimental work. The column "theoretical calculation" gives references to theoretical calculations for the particular dibaryon state, be it predictions or "postdictions".

8 Outlook

From the measurements of the double-pionic fusion to ^3He [33] and ^4He [34] we know that $d^*(2380)$ obviously survives in nuclear surroundings. There are several other remarkable enhancements induced by np pairs inside nuclei. One is seen in di-electron pairs [123, 124] in heavy ion collisions. This may be partly due to $d^*(2380)$ production inside nuclei [125]. Another is that the np short-range correlation is

Table 2: Unflavored Dibaryon Resonances (including candidates discussed in this review) below or near $\Delta(1232)N$, $N^*(1440)N$ and $\Delta(1232)\Delta(1232)$ thresholds. The resonance states are characterized by their isospin I , spin-parity J^P , involved NN partial wave ($^{2S+1}L_J$ with spin S , orbital angular momentum L and total angular momentum J), mass m and width Γ . The column "evidence" shows a star rating based on the collected experimental evidence for the envisaged state (or candidate). The column "structure" denotes the asymptotic configuration of the particular state in the course of its decay into the hadronic channels — or also its hindrance in case of hidden color. The column "experimental information" summarizes recent references to corresponding experimental work. The column "theoretical calculation" gives references to theoretical work for the particular dibaryon state.

I	J^P	$(^{2S+1}L_J)_{NN}$	m (MeV)	Γ (MeV)	evidence	asympt. structure	experimental information	theoretical calculation
0	1^+	$^3S_1-^3D_1$	2320(10)	150(30)	***	N^*N	[105, 106]	[105]
0	3^+	$^3D_3-^3G_3$	2370(10)	70(5)	*****	$\Delta\Delta$	[5, 6, 7, 8]	[12, 74, 75, 76]
						\Rightarrow	[9, 11, 35, 36]	[78, 51, 58, 72]
						<i>hexaquark</i>	[37, 40, 52, 53]	[80, 81, 82, 83]
						<i>hidden color</i>	[67, 69, 64, 65]	[84, 85, 86, 87]
								[54, 55, 61, 56]
								[57, 98, 89, 90]
								[91, 134]
0	?	?	2469(2)	120(3)	*	?	[68]	
0	?	?	2632(3)	132(5)	*	?	[68]	
1	0^+	1S_0	2315(10)	150(20)	*	N^*N	[105]	[105]
1	0^-	3P_0	2201(5)	91(12)	***	ΔN	[100]	
1	2^-	$^3P_2-^3F_2$	2197(8)	130(21)	****	ΔN	[16, 21, 100]	[133]
1	2^+	1D_2	2146(4)	118(8)	****	ΔN	[5, 16, 18, 19]	[12, 57, 99, 128]
								[133]
1	3^-	3F_3	2183(?)	158(?)	**	ΔN	[16, 21]	[133]
1	4^-	$^3F_4-^3H_4$	2210(?)	156(?)	*	ΔN	[16, 21]	
2	1^+	$^3P_1 + \pi$	2140(10)	110(10)	***	ΔN	[126, 127]	[12, 57, 128]
3	0^+	$^1S_0 + \pi\pi$	2380??	100??	???	$\Delta\Delta$	[129]	[12, 57, 75, 76]
								[77]

found to be about 20 times higher than the pp in (p, p') and (e, e') scattering off nuclei [130, 131, 132]. The question arises, whether an intermediate formation of isoscalar dibaryon states like $d^*(2380)$ in the course of the interaction between the nucleons in the nucleus may be an explanation for this phenomenon. This would be in line with the NN -interaction ansatz by Kukulin *et.al.*, where the short- and intermediate range part of the NN -interaction is assumed to be due virtual s -channel dibaryon formation [133]. In fact, inclusion of $d^*(2380)$ leads to a quantitative description of the 3D_3 – 3G_3 phase shifts in both its real and imaginary parts [134]. Similar good results are obtained for most of the partial waves with low orbital momentum, when the NN -coupled dibaryon states given in Table 2 are included [105, 133, 134].

Since $d^*(2380)$ appears to exist in nuclear matter, it can influence the nuclear equation of state, especially in compact stellar objects like neutron stars. A study finds $d^*(2380)$ to appear at densities three times the saturation density and to constitute around 20% of the matter in the center of neutron stars [135] depending on the assumed interaction of $d^*(2380)$ with its surroundings [136].

Also, since dibaryons are bosons, one may think about a Bose-Einstein condensate formed by $d^*(2380)$ hexaquarks. In a first study of such a scenario it has been pointed out that stable $d^*(2380)$ condensates could have formed in the early universe constituting even a candidate for dark matter [137].

9 Acknowledgments

We acknowledge valuable discussions with M. Bashkanov, Stanley J. Brodsky, Y. B. Dong, A. Gal, T. Goldman, Ch. Hanhart, V. Kukulin, E. Oset, M. Platonova, P. N. Shen, K. K. Seth, I. I. Strakovsky, Fan Wang, C. Wilkin, R. Workman and Z. Y. Zhang. This work has been supported by DFG (CL 214/3-3). One of us (H. Cl.) appreciates the support by the Munich Institute for Astro- and Particle Physics (MIAPP) which is funded by the Deutsche Forschungsgemeinschaft (DFG, German Research Foundation) under Germany's Excellence Strategy – EXC-2094 - 390783311.

References

- [1] M. Gell-Mann, *Phys. Lett. B* 8 (1964) 214
- [2] Harold C. Urey, F. G. Brickwedde, and G. M. Murphy, *Phys. Rev.* 39, 164 (1932).
- [3] H. de Vries, C. W. de Jager and C. de Vries, *Atomic Data and Nuclear Data Tables* 36 (1987) 495
- [4] CODATA recommended values.
- [5] H. Clement, *Prog. Part. Nucl. Phys.* 93 (2017) 195 and references therein
- [6] M. Bashkanov *et al.*, *Phys. Rev. Lett.* 102 (2009) 052301
- [7] P. Adlarson *et al.*, *Phys. Rev. Lett.* 106 (2011) 242302
- [8] P. Adlarson *et al.*, *Phys. Lett. B* 721 (2013) 229
- [9] P. Adlarson *et al.*, *Phys. Rev. Lett.* 112 (2014) 202301
- [10] R. L. Workman, W. J. Briscoe and I. I. Strakovsky, *Phys. Rev. C* 93 (2016) 045201 and *Phys. Rev. C* 94 (2016) 065203
- [11] M. Bashkanov, H. Clement and T. Skorodko, *Eur. Phys. J. A* 51 (2015) 87

- [12] F. J. Dyson and N.-H. Xuong, *Phys. Rev. Lett.* 13 (1964) 815
- [13] B. S. Neganov and L. B. Parfenov, *Soviet Phys.-JETP* 7 (1958) 528
- [14] B. S. Neganov and O. V. Savchenko, *Soviet Phys.-JETP* 5 (1957) 1033
- [15] M. G. Meshcheriakov and B. S. Neganov, *Dokl. Akad. Nauk SSSR* 100 (1955) 677
- [16] R. A. Arndt, L. D. Roper, R. L. Workman and M. W. McNaughton, *Phys. Rev. C* 45 (1992) 3995
- [17] C. H. Oh, R. A. Arndt, I. I. Strakovsky and R. L. Workman, *Phys. Rev. C* 56 (1997) 635 and references therein
- [18] N. Hoshizaki, *Phys. Rev. C* 45 (1992) R1424
- [19] N. Hoshizaki, *Prog. Theor. Phys.* 89 (1993) 245, *ibid.* 251, 563, 569
- [20] T. Ueda, Y. Ikegami, K. Tada and K. Kameyama, *Few Body Systems Suppl.* 9 (1995) 177
- [21] R. A. Arndt, J. S. Hyslop III and L.D. Roper, *Phys. Rev. D* 35 (1987) 128
- [22] F. Kren *et al.*, *Phys. Lett. B* 684 (2010) 110 and *Phys. Lett. B* 702 (2011) 312; arXiv: 0910.0995
- [23] J. Bystricky *et al.*, *J. Physique* 48 (1987) 1901
- [24] F. Shimizu *et al.*, *Nucl. Phys. A* 386 (1982) 571
- [25] I. Bar-Nir *et al.*, *Nucl. Phys. B* 54 (1973) 17
- [26] A. Abdivaliev *et al.*, *Sov. J. Nucl. Phys.* 29 (1979) 796; *Nucl. Phys. B* 168 (1980) 385
- [27] L. G. Dakhno *et. al.*, *Phys. Lett. B* 114 (1982) 409
- [28] M. Bashkanov, H. Clement and T. Skorodko, *Nucl. Phys. A* **958** (2017) 129
- [29] M. Bashkanov *et al.*, *Phys. Lett. B* 637 (2006) 223
- [30] A. Abashian, N. E. Booth and K. M. Crowe, *Phys. Rev. Lett.* 5 (1960) 258; 7 (1961) 35; *Phys. Rev.* 132 (1963) 2296
- [31] H. Clement, M. Bashkanov and T. Skorodko, *EPJ Web of Conf.* 97 (2015) 00010
- [32] P. Adlarson *et al.*, *Eur. Phys. J. A* 52 (2016) 147
- [33] P. Adlarson *et al.*, *Phys. Rev. C* 91 (2015) 015201
- [34] P. Adlarson *et al.*, *Phys. Rev. C* 86 (2012) 032201(R)
- [35] P. Adlarson *et al.*, *Phys. Rev. C* 88 (2013) 055208
- [36] P. Adlarson *et al.*, *Phys. Lett. B* 743(2015) 325
- [37] H. Clement, M. Bashkanov and T. Skorodko, *Phys. Scr.* T 166 (2015) 014016
- [38] G. Fäldt and C. Wilkin, *Phys. Lett. B* 701 (2011) 619
- [39] M. Albaladejo and E. Oset, *Phys. Rev. C* 88 (2013) 014006

- [40] P. Adlarson *et al.*, *Phys. Rev. C* 90 (2014) 035204
- [41] J. Ball *et al.*, *Nucl. Phys. A* 559 (1993) 489
- [42] A. de Lesquen *et al.*, *Eur. Phys. J. C* 11 (1999) 69
- [43] Y. Makdisi *et al.*, *Phys. Rev. Lett.* 45 (1980) 1529
- [44] C. R. Newsom *et al.*, *Phys. Rev. C* 39 (1989) 965
- [45] J. Arnold *et al.*, *Eur. Phys. J. C* 17 (2000) 67
- [46] J. Ball *et al.*, *Nucl. Phys. B* 286 (1987) 635
- [47] M. W. McNaughton *et al.*, *Phys. Rev. C* 48 (1993) 256; 53 (1996) 1092
- [48] G. Glass *et al.*, *Phys. Rev. C* 47 (1993) 1369
- [49] R. A. Arndt, W.J. Briscoe, I. I. Strakovsky and R. L. Workman, *Phys. Rev. C* 76 (2007) 025209
- [50] P. Adlarson *et. al.*, *Phys. Rev. C* 102 (2020) 015204
- [51] Y. Dong, F. Huang, P. Shen and Z. Zhang, *Phys. Rev. C* 94 (2016) 014003
- [52] P. Adlarson *et. al.*, *Phys. Lett. B* 774 (2017) 599
- [53] P. Adlarson *et. al.*, *Phys. Lett. B* 806 (2020) 135555
- [54] M. Platonova and V. Kukulín, *Phys. Rev. C* 87 (2013) 025202
- [55] M. Platonova and V. Kukulín, *Nucl. Phys. A* 946 (2016) 117
- [56] A. Gal and H. Garcilazo, *Phys. Rev. Lett.* 111 (2013) 172301
- [57] A. Gal and H. Garcilazo, *Nucl. Phys. A* 928 (2014) 73
- [58] Y. Dong, F. Huang, P. Shen and Z. Zhang, *Phys. Lett. B* 769 (2017) 223
- [59] T. Kamae *et al.*, *Phys. Rev. Lett.* 38 (1977) 468
- [60] T. Kamae *et al.*, *Nucl. Phys. B* 139 (1978) 394
- [61] T. Kamae and T. Fujita, *Phys. Rev. Lett.* 38 (1977) 471
- [62] H. Ikeda *et al.*, *Phys. Rev. Lett.* 42 (1979) 1321
- [63] H. Ikeda *et al.*, *Nucl. Phys. B* 172 (1980) 509
- [64] M. Bashkanov *et al.*, *Phys. Lett. B* 789 (2019) 7
- [65] M. Bashkanov *et al.*, *Phys. Rev. Lett.* 124 (2020) 132001
- [66] K. Wijesooriya *et. al.*, *Phys. Rev. Lett.* 86 (2001) 2975
- [67] T. Ishikawa *et al.*, *Phys. Lett. B* 772 (2017) 398
- [68] T. Ishikawa *et al.*, *Phys. Lett. B* 789 (2019) 413

- [69] M. Guenther, *PoS* 310 (Hadron 2017) 051; Master Thesis, Univ. Basel, Dec. 2015
- [70] A. Fix and H. Arenhövel, *Eur. Phys. J. A* 25 (2005) 115
- [71] M. Egorov and A. Fix, *Nucl. Phys. A* 933 (2015) 104
- [72] Y. Dong, P. Shen and Z. Zhang, *Int. J. Mod. Phys. A* 34 (2019) 1950100
- [73] M. Bashkanov, D. P. Watts and A. Pastore, *Phys. Rev. C* 100 (2019) 012201(R)
- [74] T. Goldman, K. Maltman, G. J. Stephenson, K. E. Schmidt and Fan Wang, *Phys. Rev. C* 39 (1989) 1889
- [75] F. Huang, J. Ping and F. Wang, *Phys. Rev. C* 89 (2014) 034001 and references therein
- [76] Q. B. Li and P. N. Shen, *J. Phys. G* 26 (2000) 1207
- [77] Q. B. Li, P. N. Shen, Z. Y. Zhang and Y. W. Yu, *Nucl. Phys. A* 683 (2001) 487
- [78] F. Huang, Z. Y. Zhang, P. N. Shen and W. L. Wang, *Chin. Phys. C* 39 (2015) 071001
- [79] Y. Dong, P. Shen, F. Huang, and Z. Zhang, *Phys. Rev. C* 91 (2015) 064002
- [80] X. Q. Yuan, Z. Y. Zhang, Y. W. Yu and P. N. Shen, *Phys. Rev. C* 60 (1999) 045203
- [81] Hua-Xing Chen et al., *Phys. Rev. C* 91 (2015) 025204
- [82] P. J. Mulders, A. T. Aerts and J. J. De Swart, *Phys. Rev. D* 21 (1980) 2653
- [83] K. Saito, *Prog. Theor. Phys.* 72 (1984) 674
- [84] C. S. An and H. Chen, *Eur. Phys. J. A* 52 (2016) 2
- [85] W. Park, A. Park and S. H. Lee, *Phys. Rev. D* 92 (2015) 014037
- [86] Pan-Pan Shi, Fei Huang and Wen-Ling Wang *Eur. Phys. J. C* 79 (2019) 79
- [87] A. Gal and M. Karliner, *Eur. Phys. J. C* 79 (2019) 538
- [88] K. Sasaki, JAEA/ASRC Reimei workshop, Inha University, Incheon, South Korea, 24–26 October 2016
<https://indico.cern.ch/event/565799/contributions/2329161/attachments/1362066/2061497/KSasakiReimeiWS2016.vf.pdf>
- [89] S.Gongyo *et al.*, arxiv: 2006.00856
- [90] J. Haidenbauer, S. Petschauer, N. Kaiser, U.-G. Meissner and W. Weise, *Eur. Phys. J. C* 77 (2017) 760
- [91] M. Bashkanov, Stanley J. Brodsky and H. Clement, *Phys. Lett. B* 727 (2013) 438
- [92] S. J. Brodsky, C.R. Ji and G. P. Lepage, *Phys. Rev. Lett.* 51 (1983) 83; *Phys. Rev. D* 33 (1986) 1406 and 34 (1986) 1460
- [93] J. L. Ping, H. X. Huang, H. R. Pang, Fan Wang, C. W. Wong, *Phys. Rev. C* 79 (2009) 024001

- [94] F. Huang, P. N. Shen, Y. B. Dong and Z. Y. Zhang, *Sci. China-Phys. Mech. Astron.* 59 (2016) 622002
- [95] Q. F. Lü, F. Huang, Y. B. Dong, P. N. Shen and Z. Y. Zhang, *Phys. Rev. D* 96 (2017) 014036
- [96] Y. Dong, P. Shen, F. Huang, and Z. Zhang, JPS Conf. Proc. 26 (2019) 022016
- [97] K. S. Krane "Introductory Nuclear Physics", John Wiley, New York (1988)
- [98] A. Gal, *Phys. Lett. B* 769 (2017) 436
- [99] Y. Dong, F. Huang, P. Shen and Z. Zhang, *Phys. Rev. D* 96 (2017) 094001
- [100] V. Komarov *et al.*, *Phys. Rev. C* 93 (2016) 065206
- [101] R. Bilger *et al.*, *Nucl. Phys. A* 693 (2001) 633
- [102] S. Abd El-Samad *et al.*, *Eur. Phys. J. A* 30 (2006) 443
- [103] M. N. Platonova and V. I. Kukulín, *Phys. Rev. D* 94 (2016) 054039
- [104] T. Skorodko *et al.*, *Phys. Lett. B* 679 (2009) 30
- [105] V. I. Kukulín, O. A. Rubtsova, M. N. Platonova, V. N. Pomerantsev, H. Clement and T. Skorodko, *Eur. Phys. J. A* to be published
- [106] H. Clement and T. Skorodko, to be published
- [107] M. Tanabashi *et al.*, *Phys. Rev. D* 98 (2018) 030001
- [108] M. Ablikim *et al.*, *Phys. Rev. Lett.* 97 (2006) 062001
- [109] H.-P. Morsch *et al.*, *Phys. Rev. Lett.* 69 (1992) 1336
- [110] H.-P. Morsch and P. Zupranski, *Phys. Rev. C* 61 (1999) 024002
- [111] S. Teis *et al.*, *Z. Phys. A* 356 (1997) 421
- [112] R. L. Jaffe, *Phys. Rev. Lett.* 138 (1977) 195 and 617(E)
- [113] S. Gongyo *et al.*, *Phys. Rev. Lett.* 120 (2018) 212001
- [114] F. Etminan *et al.*, *Nucl. Phys. A* 928 (2014) 89
- [115] H. Huang, X. Zhu, J. Ping, F. Wang and T. Goldman, arxiv: 2004.12876
- [116] J. Adam *et al.*, *Phys. Lett. B* 790 (2019) 490
- [117] S. Abd El-Samad *et al.*, *Eur. Phys. J. A* 49 (2013) 41
- [118] S. Jowzaee *et al.*, *Eur. Phys. J. A* 52 (2016) 7
- [119] R. Münzer *et al.*, *Phys. Lett. B* 785 (2018) 574
- [120] H. Machner *et al.*, *Nucl. Phys. A* 901 (2013) 65
- [121] T. Yamaga *et al.*, JPS Conf. Proc. 26 (2019) 023008

- [122] M. Karliner and J. L. Rosner, *Phys. Rev. Lett.* 115 (2015) 122001
- [123] R. J. Porter *et al.*, *Phys. Rev. Lett.* 79 (1997) 1229
- [124] G. Agakichiev *et al.*, *Phys. Lett. B* 690 (2010) 118
- [125] M. Bashkanov and H. Clement, *Eur. Phys. J. A* 50 (2014) 107
- [126] P. Adlarson *et al.*, *Phys. Rev. Lett.* 1212 (2018) 052001
- [127] P. Adlarson *et al.*, *Phys. Rev. C* 99 (2019) 025201
- [128] H. Huang, J. Ping, X. Zhu and F. Wang *Phys. Rev. C* 98 (2018) 034001
- [129] P. Adlarson *et al.*, *Phys. Lett. B* 762 (2016) 445
- [130] E. Piasetzky *et al.*, *Phys. Rev. Lett.* 97 (2006) 162504
- [131] R. Subedi *et al.*, *Science* 320 (2008) 1476
- [132] B. Schmookler *et al.*, *Nature* 566 (219) 354
- [133] V. I. Kukulín, V. N. Pomerantsev, O. A. Rubtsova and M. N. Platonova, *Phys. At. Nucl.* 82 (2019) 934 and to be published
- [134] V. I. Kukulín, O. A. Rubtsova, M. N. Platonova, V. N. Pomerantsev and H. Clement, *Phys. Lett. B* 801 (2020) 135146
- [135] I. Vidana, M. Bashkanov, D. P. Watts and A. Pastore, *Phys. Lett. B* 781 (2018) 112
- [136] A. Mantziris *et al.*, *Astron. Astrophys.* 638 (2020) A40
- [137] M. Bashkanov and D. P. Watts, *J. Phys. G* 47 (2020) 3, 03LT01