

Deep Network with Approximation Error Being Reciprocal of Width to Power of Square Root of Depth

Zuowei Shen

matzuows@nus.edu.sg

Department of Mathematics, National University of Singapore

Haizhao Yang

haizhao@purdue.edu

Department of Mathematics, Purdue University

Shijun Zhang

zhangshijun@u.nus.edu

Department of Mathematics, National University of Singapore

Keywords: Exponential Convergence, Curse of Dimensionality, Deep Neural Network, Floor and ReLU Activation Functions, Approximation via Compositions, Continuous Function.

Abstract

A new network with super approximation power is introduced. This network is built with Floor ($\lfloor x \rfloor$) or ReLU ($\max\{0, x\}$) activation function in each neuron and hence we call such networks as Floor-ReLU networks. For any hyper-parameters $N \in \mathbb{N}^+$ and $L \in \mathbb{N}^+$, it is shown that Floor-ReLU networks with width $\max\{d, 5N + 13\}$ and depth $64dL + 3$ can uniformly approximate a Hölder function f on $[0, 1]^d$ with an approximation rate $3\lambda d^{\alpha/2} N^{-\alpha\sqrt{L}}$, where $\alpha \in (0, 1]$ and λ are the Hölder order and constant, respectively. More generally for an arbitrary continuous function f on $[0, 1]^d$ with a modulus of continuity $\omega_f(\cdot)$, the constructive approximation rate is $\omega_f(\sqrt{d} N^{-\sqrt{L}}) + 2\omega_f(\sqrt{d}) N^{-\sqrt{L}}$. As a consequence, this new class of networks overcome the curse of

dimensionality in approximation power when the variation of $\omega_f(r)$ as $r \rightarrow 0$ is moderate (e.g., $\omega_f(r) \leq r^\alpha$ for Hölder continuous functions), since the major term to be concerned in our approximation rate is essentially \sqrt{d} times a function of N and L independent of d within the modulus of continuity.

1 Introduction

Recently, there has been a large number of successful real-world applications of deep neural networks in many fields of computer science and engineering, especially for large-scale and high-dimensional learning problems. Understanding the approximation capacity of deep neural networks has become a fundamental research direction for revealing the advantages of deep learning versus traditional methods. This paper introduces new theories and network architectures achieving root exponential convergence and avoiding the curse of dimensionality simultaneously for (Hölder) continuous functions with an explicit error characterization in deep network approximation, which might be two foundational laws supporting the application of deep network approximation in large-scale and high-dimensional problems. The approximation theories here are quantitative and work for networks with essentially arbitrary width and depth. They would shed new light on the design of the efficient numerical implementation of deep learning.

Deep ReLU networks with width $\mathcal{O}(N)$ and depth $\mathcal{O}(L)$ can achieve the approximation rate $\mathcal{O}(N^{-L})$ for polynomials on $[0, 1]^d$ (Lu et al., 2020) but it is not true for general functions, e.g., the (nearly) optimal approximation rates of deep ReLU networks for a Lipschitz continuous function and a C^s function f on $[0, 1]^d$ are $\mathcal{O}(\sqrt{d}N^{-2/d}L^{-2/d})$ and $\mathcal{O}(\|f\|_{C^s}N^{-2s/d}L^{-2s/d})$ (Shen et al., 2019; Lu et al., 2020), respectively. The limitation of ReLU networks motivates us to explore other types of network architectures to answer our curiosity on deep networks: Do deep neural networks with an arbitrary width $\mathcal{O}(N)$ and an arbitrary depth $\mathcal{O}(L)$ admit an exponential approximation rate $\mathcal{O}(\omega_f(N^{-L^\eta}))$ for some constant $\eta > 0$ for a generic continuous function f on $[0, 1]^d$ with a modulus of continuity $\omega_f(\cdot)$?

In particular, we introduce the Floor-ReLU network, which is a fully connected neural network (FNN) built with either Floor ($\lfloor x \rfloor$) or ReLU ($\max\{0, x\}$) activation function¹ in each neuron. Mathematically, if we let $N_0 = d$, $N_{L+1} = 1$, and N_ℓ be the number of neurons in ℓ -th hidden layer of a Floor-ReLU network for $\ell = 1, 2, \dots, L$, then

¹Our results can be easily generalized to Ceiling-ReLU networks, namely, feed-forward neural networks with either Ceiling ($\lceil x \rceil$) or ReLU ($\max\{0, x\}$) activation function in each neuron.

the architecture of this network with input \mathbf{x} and output $\phi(\mathbf{x})$ can be described as

$$\mathbf{x} = \tilde{\mathbf{h}}_0 \xrightarrow{\mathbf{W}_0, \mathbf{b}_0} \mathbf{h}_1 \xrightarrow{\sigma \text{ or } \lfloor \cdot \rfloor} \tilde{\mathbf{h}}_1 \quad \dots \quad \xrightarrow{\mathbf{W}_{L-1}, \mathbf{b}_{L-1}} \mathbf{h}_L \xrightarrow{\sigma \text{ or } \lfloor \cdot \rfloor} \tilde{\mathbf{h}}_L \xrightarrow{\mathbf{W}_L, \mathbf{b}_L} \mathbf{h}_{L+1} = \phi(\mathbf{x}),$$

where $\mathbf{W}_\ell \in \mathbb{R}^{N_{\ell+1} \times N_\ell}$, $\mathbf{b}_\ell \in \mathbb{R}^{N_{\ell+1}}$, $\mathbf{h}_{\ell+1} := \mathbf{W}_\ell \cdot \tilde{\mathbf{h}}_\ell + \mathbf{b}_\ell$ for $\ell = 0, 1, \dots, L$, and $\tilde{\mathbf{h}}_{\ell,n}$ is equal to $\sigma(\mathbf{h}_{\ell,n})$ or $\lfloor \mathbf{h}_{\ell,n} \rfloor$ for $\ell = 1, 2, \dots, L$ and $n = 1, 2, \dots, N_\ell$, where $\mathbf{h}_\ell = (\mathbf{h}_{\ell,1}, \dots, \mathbf{h}_{\ell,N_\ell})$ and $\tilde{\mathbf{h}}_\ell = (\tilde{\mathbf{h}}_{\ell,1}, \dots, \tilde{\mathbf{h}}_{\ell,N_\ell})$ for $\ell = 1, 2, \dots, L$. See Figure 1 for an example.

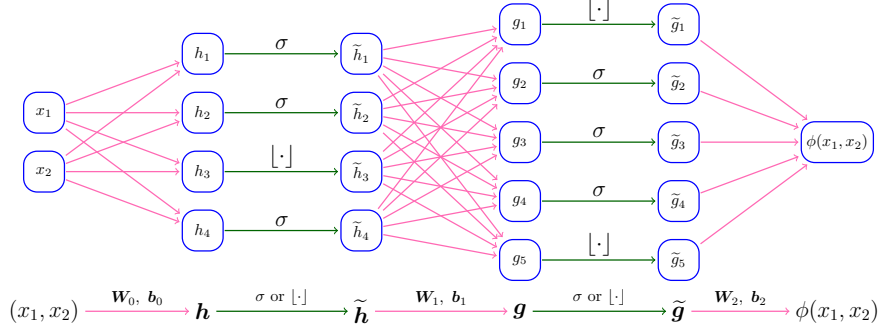


Figure 1: An example of Floor-ReLU networks with width 5 and depth 2.

In Theorem 1.1 below, we show by construction that Floor-ReLU networks with width $\max\{d, 5N + 13\}$ and depth $64dL + 3$ can uniformly approximate a continuous function f on $[0, 1]^d$ with a root exponential approximation rate² $\omega_f(\sqrt{d} N^{-\sqrt{L}}) + 2\omega_f(\sqrt{d})N^{-\sqrt{L}}$, where $\omega_f(\cdot)$ is the modulus of continuity defined as

$$\omega_f(r) := \sup \{ |f(\mathbf{x}) - f(\mathbf{y})| : \|\mathbf{x} - \mathbf{y}\|_2 \leq r, \mathbf{x}, \mathbf{y} \in [0, 1]^d \}, \quad \text{for any } r \geq 0,$$

where $\|\mathbf{x}\|_2 = \sqrt{x_1^2 + x_2^2 + \dots + x_d^2}$ for any $\mathbf{x} = (x_1, x_2, \dots, x_d) \in \mathbb{R}^d$.

Theorem 1.1. *Given any $N, L \in \mathbb{N}^+$ and an arbitrary continuous function f on $[0, 1]^d$, there exists a function ϕ implemented by a Floor-ReLU network with width $\max\{d, 5N + 13\}$ and depth $64dL + 3$ such that*

$$|\phi(\mathbf{x}) - f(\mathbf{x})| \leq \omega_f(\sqrt{d} N^{-\sqrt{L}}) + 2\omega_f(\sqrt{d})N^{-\sqrt{L}}, \quad \text{for any } \mathbf{x} \in [0, 1]^d.$$

In Theorem 1.1, the rate in $\omega_f(\sqrt{d} N^{-\sqrt{L}})$ implicitly depends on N and L through the modulus of continuity of f , while the rate in $2\omega_f(\sqrt{d})N^{-\sqrt{L}}$ is explicit in N and L . Simplifying the implicit approximation rate to make it explicitly depending on N and L is challenging in general. However, if f is a Hölder continuous function on $[0, 1]^d$ of order $\alpha \in (0, 1]$ with a constant λ , i.e., $f(\mathbf{x})$ satisfying

$$|f(\mathbf{x}) - f(\mathbf{y})| \leq \lambda \|\mathbf{x} - \mathbf{y}\|_2^\alpha, \quad \text{for any } \mathbf{x}, \mathbf{y} \in [0, 1]^d, \quad (1)$$

²All the exponential convergence in this paper is root exponential convergence. But we will omit “root” as in the literature after the introduction section for the convenience of presentation.

then $\omega_f(r) \leq \lambda r^\alpha$ for any $r \geq 0$. Therefore, in the case of Hölder continuous functions, the approximation rate is simplified to $3\lambda d^{\alpha/2} N^{-\alpha\sqrt{L}}$ as shown in the following corollary. In the special case of Lipschitz continuous functions with a Lipschitz constant λ , the approximation rate is simplified to $3\lambda\sqrt{d}N^{-\sqrt{L}}$.

Corollary 1.2. *Given any $N, L \in \mathbb{N}^+$ and a Hölder continuous function f on $[0, 1]^d$ of order α with a constant λ , there exists a function ϕ implemented by a Floor-ReLU network with width $\max\{d, 5N + 13\}$ and depth $64dL + 3$ such that*

$$|\phi(\mathbf{x}) - f(\mathbf{x})| \leq 3\lambda d^{\alpha/2} N^{-\alpha\sqrt{L}}, \quad \text{for any } \mathbf{x} \in [0, 1]^d.$$

First, Theorem 1.1 and Corollary 1.2 show that the approximation capacity of deep networks for continuous functions can be nearly exponentially improved by increasing the network depth, and the approximation error can be explicitly characterized in terms of the width $\mathcal{O}(N)$ and depth $\mathcal{O}(L)$. Second, this new network overcomes the curse of dimensionality in the approximation power when the modulus of continuity is moderate, since the approximation order is essentially \sqrt{d} times a function of N and L independent of d within the modulus of continuity. Finally, applying piecewise constant and integer-valued functions as activation functions and integer numbers as parameters have been explored in quantized neural networks (Hubara et al., 2017; Yin et al., 2019; Bengio et al., 2013) with efficient training algorithms for low computational complexity (Wang et al., 2018). Floor ($\lfloor x \rfloor$) is a piecewise constant function and can be easily implemented numerically at very little cost. Hence, the evaluation of the proposed network could be efficiently implemented in practical computation. Though there might not be an existing optimization algorithm to identify an approximant with the approximation rate in this paper, Theorem 1.1 can provide an expected accuracy before a learning task and how much the current optimization algorithms could be improved. Designing an efficient optimization algorithm for Floor-ReLU networks will be left as future work with several possible directions discussed later.

We would like to remark that the smoothness or regularity of the target function can improve our approximation rate but with the price of a large prefactor. For example, to attain better approximation rates for functions in $C^s([0, 1]^d)$, it is common to use Taylor expansions and derivatives, which are tools that suffer from the curse of dimensionality and will result in a large prefactor like $\mathcal{O}((s+1)^d)$ with the curse. Furthermore, the prospective approximation rate using smoothness is not attractive. For example, the prospective approximation rate would be $\mathcal{O}(N^{-s\sqrt{L}})$, if we use Floor-ReLU networks with width $\mathcal{O}(N)$ and depth $\mathcal{O}(L)$ to approximate functions in $C^s([0, 1]^d)$. However, such a rate $\mathcal{O}(N^{-s\sqrt{L}}) = \mathcal{O}(N^{-\sqrt{s^2L}})$ can be attained by using Floor-ReLU networks with width $\mathcal{O}(N)$ and depth $\mathcal{O}(s^2L)$ to approximate Lipschitz continuous functions.

Hence, increasing the network depth can result in the same approximation rate for Lipschitz continuous functions as the rate of smooth functions.

The rest of this paper is organized as follows. In Section 2, we discuss the application scope of our theory and compare related works in the literature. In Section 3, we prove Theorem 1.1 based on Proposition 3.2. Next, this basic proposition is proved in Section 4. Finally, we conclude this paper in Section 5.

2 Discussion

In this section, we will discuss the application scope of our theory in machine learning and its comparison related to existing works.

2.1 Application scope of our theory in machine learning

In supervised learning, an unknown target function $f(\mathbf{x})$ defined on a domain Ω is learned through its finitely many samples $\{(\mathbf{x}_i, f(\mathbf{x}_i))\}_{i=1}^n$. If deep networks are applied in supervised learning, the following optimization problem is solved to identify a deep network $\phi(\mathbf{x}; \boldsymbol{\theta}_S)$ with $\boldsymbol{\theta}_S$ as the set of parameters to infer $f(\mathbf{x})$ for unseen data samples \mathbf{x} :

$$\boldsymbol{\theta}_S = \arg \min_{\boldsymbol{\theta}} R_S(\boldsymbol{\theta}) := \arg \min_{\boldsymbol{\theta}} \frac{1}{n} \sum_{\{\mathbf{x}_i\}_{i=1}^n} \ell(\phi(\mathbf{x}_i; \boldsymbol{\theta}), f(\mathbf{x}_i)) \quad (2)$$

with a loss function typically taken as $\ell(y, y') = \frac{1}{2}|y - y'|^2$. The inference error is usually measured by $R_D(\boldsymbol{\theta}_S)$, where

$$R_D(\boldsymbol{\theta}) := \mathbb{E}_{\mathbf{x} \sim U(\Omega)} [\ell(\phi(\mathbf{x}; \boldsymbol{\theta}), f(\mathbf{x}))],$$

where the expectation is taken with a uniform distribution $U(\Omega)$ over Ω .

Note that the best deep network to infer $f(\mathbf{x})$ is $\phi(\mathbf{x}; \boldsymbol{\theta}_D)$ with $\boldsymbol{\theta}_D$ given by

$$\boldsymbol{\theta}_D = \arg \min_{\boldsymbol{\theta}} R_D(\boldsymbol{\theta}).$$

The best possible inference error is $R_D(\boldsymbol{\theta}_D)$. In real applications, $U(\Omega)$ is unknown and only finitely many samples from this distribution are available. Hence, the empirical loss $R_S(\boldsymbol{\theta})$ is minimized hoping to obtain $\phi(\mathbf{x}; \boldsymbol{\theta}_S)$, instead of minimizing the population loss $R_D(\boldsymbol{\theta})$ to obtain $\phi(\mathbf{x}; \boldsymbol{\theta}_D)$. In practice, a numerical optimization method to solve (2) may result in a numerical solution (denoted as $\boldsymbol{\theta}_N$) that may not be a global minimizer $\boldsymbol{\theta}_S$. Therefore, the actually learned neural network to infer $f(\mathbf{x})$ is $\phi(\mathbf{x}; \boldsymbol{\theta}_N)$ and the corresponding inference error is measured by $R_D(\boldsymbol{\theta}_N)$.

By the discussion just above, it is crucial to quantify $R_{\mathcal{D}}(\boldsymbol{\theta}_{\mathcal{N}})$ to see how good the learned neural network $\phi(\mathbf{x}; \boldsymbol{\theta}_{\mathcal{N}})$ is, since $R_{\mathcal{D}}(\boldsymbol{\theta}_{\mathcal{N}})$ is the expected inference error over all possible data samples. Note that

$$\begin{aligned}
R_{\mathcal{D}}(\boldsymbol{\theta}_{\mathcal{N}}) &= [R_{\mathcal{D}}(\boldsymbol{\theta}_{\mathcal{N}}) - R_{\mathcal{S}}(\boldsymbol{\theta}_{\mathcal{N}})] + [R_{\mathcal{S}}(\boldsymbol{\theta}_{\mathcal{N}}) - R_{\mathcal{S}}(\boldsymbol{\theta}_{\mathcal{S}})] + [R_{\mathcal{S}}(\boldsymbol{\theta}_{\mathcal{S}}) - R_{\mathcal{S}}(\boldsymbol{\theta}_{\mathcal{D}})] \\
&\quad + [R_{\mathcal{S}}(\boldsymbol{\theta}_{\mathcal{D}}) - R_{\mathcal{D}}(\boldsymbol{\theta}_{\mathcal{D}})] + R_{\mathcal{D}}(\boldsymbol{\theta}_{\mathcal{D}}) \\
&\leq R_{\mathcal{D}}(\boldsymbol{\theta}_{\mathcal{D}}) + [R_{\mathcal{S}}(\boldsymbol{\theta}_{\mathcal{N}}) - R_{\mathcal{S}}(\boldsymbol{\theta}_{\mathcal{S}})] \\
&\quad + [R_{\mathcal{D}}(\boldsymbol{\theta}_{\mathcal{N}}) - R_{\mathcal{S}}(\boldsymbol{\theta}_{\mathcal{N}})] + [R_{\mathcal{S}}(\boldsymbol{\theta}_{\mathcal{D}}) - R_{\mathcal{D}}(\boldsymbol{\theta}_{\mathcal{D}})],
\end{aligned} \tag{3}$$

where the inequality comes from the fact that $[R_{\mathcal{S}}(\boldsymbol{\theta}_{\mathcal{S}}) - R_{\mathcal{S}}(\boldsymbol{\theta}_{\mathcal{D}})] \leq 0$ since $\boldsymbol{\theta}_{\mathcal{S}}$ is a global minimizer of $R_{\mathcal{S}}(\boldsymbol{\theta})$. The constructive approximation established in this paper and in the literature provides an upper bound of $R_{\mathcal{D}}(\boldsymbol{\theta}_{\mathcal{D}})$ in terms of the network size, e.g., in terms of the network width and depth, or in terms of the number of parameters. The second term of (3) is bounded by the optimization error of the numerical algorithm applied to solve the empirical loss minimization problem in (2). If the numerical algorithm is able to find a global minimizer, the second term is equal to zero. The theoretical guarantee of the convergence of an optimization algorithm to a global minimizer $\boldsymbol{\theta}_{\mathcal{S}}$ and the characterization of the convergence belong to the optimization analysis of neural networks. The third and fourth term of (3) are usually bounded in terms of the sample size n and a certain norm of the corresponding set of parameters $\boldsymbol{\theta}_{\mathcal{N}}$ and $\boldsymbol{\theta}_{\mathcal{D}}$, respectively. The study of the bounds for the third and fourth terms is referred to as the generalization error analysis of neural networks.

The approximation theory, the optimization theory, and the generalization theory form the three main theoretical aspects of deep learning with different emphases and challenges, which have motivated many separate research directions recently. Theorem 1.1 and Corollary 1.2 provide an upper bound of $R_{\mathcal{D}}(\boldsymbol{\theta}_{\mathcal{D}})$. This bound only depends on the given budget of neurons of Floor-ReLU networks. Hence, this bound is independent of the empirical loss minimization in (2) and the optimization algorithm used to compute the numerical solution of (2). In other words, Theorem 1.1 and Corollary 1.2 assert the capability of approximation power of Floor-ReLU networks with a given size. Designing efficient optimization algorithms and analyzing the generalization bounds for Floor-ReLU networks are two other separate future directions. Although optimization algorithms and generalization analysis are not our focus in this paper, we would like to discuss several possible research topics in these directions for our Floor-ReLU networks below.

In this work, we have not analyzed the feasibility of optimization algorithms for the Floor-ReLU network. Typically, stochastic gradient descent (SGD) is applied to solve a network optimization problem. However, the Floor-ReLU network has piecewise constant activation functions making standard SGD infeasible. There are two possible

directions to solve the optimization problem for Floor-ReLU networks: 1) gradient-free optimization methods, e.g., Nelder-Mead method (Nelder and Mead, 1965), genetic algorithm (Holland, 1992), simulated annealing (Kirkpatrick et al., 1983), particle swarm optimization (Kennedy and Eberhart, 1995), and consensus-based optimization (Pinnau et al., 2017; Carrillo et al., 2019); 2) applying optimization algorithms for quantized networks that also have piecewise constant activation functions (Lin et al., 2019; Boo et al., 2020; Bengio et al., 2013; Wang et al., 2018; Hubara et al., 2017; Yin et al., 2019). It would be interesting future work to explore efficient learning algorithms based on the Floor-ReLU network.

Generalization analysis of Floor-ReLU networks is also an interesting future direction. Previous works have shown the generalization power of ReLU networks for regression problems (Jacot et al., 2018; Cao and Gu, 2019; Chen et al., 2019b; E et al., 2019b,a) and for solving partial differential equations (Berner et al., 2018; Luo and Yang, 2020). Regularization strategies for ReLU networks to guarantee good generalization capacity of deep learning have been proposed in (E et al., 2019b,a). It is important to investigate the generalization capacity of our Floor-ReLU networks. Especially, it is of great interest to see whether problem-dependent regularization strategies exist to make the generalization error of our Floor-ReLU networks free of the curse of dimensionality.

2.2 Approximation rates in $\mathcal{O}(N)$ and $\mathcal{O}(L)$ versus $\mathcal{O}(W)$

Characterizing deep network approximation in terms of the width $\mathcal{O}(N)$ ³ and depth $\mathcal{O}(L)$ simultaneously is fundamental and indispensable in realistic applications, while quantifying the deep network approximation based on the number of nonzero parameters W is probably only of interest in theory as far as we know. Theorem 1.1 can provide practical guidance for choosing network sizes in realistic applications while theories in terms of W cannot tell how large a network should be to guarantee a target accuracy. The width and depth are two most direct and amenable hyper-parameters in choosing a specific network for a learning task, while the number of nonzero parameters W is hardly controlled efficiently. Theories in terms of W essentially have a single variable to control the network size in three types of structures: 1) fixing the width N and varying the depth L ; 2) fixing the depth L and changing the width N ; 3) both the width and depth are controlled by the same parameter like the target accuracy ε in a specific way (e.g., N is a polynomial of $\frac{1}{\varepsilon^d}$ and L is a polynomial of $\log(\frac{1}{\varepsilon})$). Considering the non-uniqueness of structures for realizing the same W , it is impractical to develop approximation rates in terms of W covering all these structures. If one network

³For simplicity, we omit $\mathcal{O}(\cdot)$ in the following discussion.

structure has been chosen in a certain application, there might not be a known theory in terms of W to quantify the performance of this structure. Finally, in terms of a full error analysis of deep learning including approximation theory, optimization theory, and generalization theory as illustrated in (3), the approximation error characterization in terms of width and depth is more useful than that in terms of the number of parameters, because almost all existing optimization and generalization analysis are based on depth and width instead of the number of parameters (Jacot et al., 2018; Cao and Gu, 2019; Chen et al., 2019b; Arora et al., 2019; Allen-Zhu et al., 2019; E et al., 2019b,a; Ji and Telgarsky, 2020), to the best of our knowledge. Approximation results in terms of width and depth are more consistent with optimization and generalization analysis tools to obtain a full error analysis in (3).

Most existing approximation theories for deep neural networks so far focus on the approximation rate in the number of parameters W (Cybenko, 1989; Hornik et al., 1989; Barron, 1993; Liang and Srikant, 2016; Yarotsky, 2017; Poggio et al., 2017; E and Wang, 2018; Petersen and Voigtlaender, 2018; Chui et al., 2018; Yarotsky, 2018; Nakada and Imaizumi, 2019; Gribonval et al., 2019; Gühring et al., 2019; Chen et al., 2019a; Li et al., 2019; Suzuki, 2019; Bao et al., 2019; Opschoor et al., 2019; Yarotsky and Zhevnerchuk, 2019; Bölcskei et al., 2019; Montanelli and Du, 2019; Chen and Wu, 2019; Zhou, 2020; Montanelli and Yang, 2020; Montanelli et al., 2020). From the point of view of theoretical difficulty, controlling two variables N and L in our theory is more challenging than controlling one variable W in the literature. In terms of mathematical logic, the characterization of deep network approximation in terms of N and L can provide an approximation rate in terms of W , while we are not aware of how to derive approximation rates in terms of arbitrary N and L given approximation rates in terms of W , since existing results in terms of W are valid for specific network sizes with width and depth as functions in W without the degree of freedom to take arbitrary values. As we have discussed in the last paragraph, existing theories essentially have a single variable to control the network size in three types of structures. Let us use the first type of structures, which includes the best-known result for a nearly optimal approximation rate, $\mathcal{O}(\omega_f(W^{-2/d}))$, for continuous functions in terms of W using ReLU networks (Yarotsky, 2018) and the best-known result, $\mathcal{O}(\exp(-c_{\alpha,d}\sqrt{W}))$, for Hölder continuous functions of order α using Sine-ReLU networks (Yarotsky and Zhevnerchuk, 2019), as an example to show how Theorem 1.1 in terms of N and L can be applied to show a better result in terms of W . It is similar to apply Theorem 1.1 to obtain other corollaries with other types of structures in terms of W . The main idea is to specify the value of N and L in Theorem 1.1 to show the desired corollary. For example, we let the width parameter $N = 2$ and the depth parameter $L = W$ in Theorem 1.1, then the width is $\max\{d, 23\}$, the depth is $64dW + 3$, and the total number of

parameters is bounded by $\mathcal{O}(\max\{d^2, 23^2\}(64dW + 3)) = \mathcal{O}(W)$. Therefore, we can prove Corollary 2.1 below for the approximation capacity of our Floor-ReLU networks in terms of the total number of parameters as follows.

Corollary 2.1. *Given any $W \in \mathbb{N}^+$ and a continuous function f on $[0, 1]^d$, there exists a function ϕ implemented by a Floor-ReLU network with $\mathcal{O}(W)$ nonzero parameters, width $\max\{d, 23\}$ and depth $64dW + 3$, such that*

$$|\phi(\mathbf{x}) - f(\mathbf{x})| \leq \omega_f(\sqrt{d}2^{-\sqrt{W}}) + 2\omega_f(\sqrt{d})2^{-\sqrt{W}}, \quad \text{for any } \mathbf{x} \in [0, 1]^d.$$

Corollary 2.1 achieves root exponential convergence without the curse of dimensionality in terms of the number of parameters W , while the result in (Yarotsky, 2018) suffers from the curse and does not have any kind of exponential convergence. The result in (Yarotsky and Zhevnerchuk, 2019) has root exponential convergence but has not excluded the possibility of the curse of dimensionality as we shall discuss later. Furthermore, Corollary 2.1 works for generic continuous functions while (Yarotsky and Zhevnerchuk, 2019) only works for Hölder continuous functions.

2.3 Further interpretation of our theory

In the interpretation of our theory, there are two more aspects that are important to discuss. The first one is whether it is possible to extend our theory to functions on a more general domain, e.g., $[-M, M]^d$ for some $M > 1$, because $M > 1$ may cause an implicit curse of dimensionality in some existing theory as we shall point out later. The second one is how bad the modulus of continuity would be since it is related to a high-dimensional function f that may lead to an implicit curse of dimensionality in our approximation rate.

First, Theorem 1.1 can be easily generalized to $C([-M, M]^d)$ for any $M > 0$. Let \mathcal{L} be a linear map given by $\mathcal{L}(\mathbf{x}) = 2M(\mathbf{x} - 1/2)$. By Theorem 1.1, for any $f \in C([-M, M]^d)$, there exists ϕ implemented by a Floor-ReLU network with width $\max\{d, 5N + 13\}$ and depth $64dL + 3$ such that

$$|\phi(\mathbf{x}) - f \circ \mathcal{L}(\mathbf{x})| \leq \omega_{f \circ \mathcal{L}}(\sqrt{d}N^{-\sqrt{L}}) + 2\omega_{f \circ \mathcal{L}}(\sqrt{d})N^{-\sqrt{L}}, \quad \text{for any } \mathbf{x} \in [0, 1]^d.$$

It follows from $\mathbf{y} = \mathcal{L}(\mathbf{x}) \in [-M, M]^d$ and $\omega_{f \circ \mathcal{L}} = \omega_f^{[-M, M]^d}(2Mr)$ for any $r \geq 0$ that,⁴ for any $\mathbf{y} \in [-M, M]^d$,

$$|\phi(\frac{\mathbf{y}+M}{2M}) - f(\mathbf{y})| \leq \omega_f^{[-M, M]^d}(2M\sqrt{d}N^{-\sqrt{L}}) + 2\omega_f^{[-M, M]^d}(2M\sqrt{d})N^{-\sqrt{L}}. \quad (4)$$

⁴For an arbitrary set $E \subseteq \mathbb{R}^d$, $\omega_f^E(r)$ is defined via $\omega_f^E(r) := \sup \{|f(\mathbf{x}) - f(\mathbf{y})| : \|\mathbf{x} - \mathbf{y}\|_2 \leq r, \mathbf{x}, \mathbf{y} \in E\}$, for any $r \geq 0$. As defined earlier, $\omega_f(r)$ is short of $\omega_f^{[0, 1]^d}(r)$.

Hence, the size of the function domain $[-M, M]^d$ only has a mild influence on the approximation rate of our Floor-ReLU networks. Floor-ReLU networks can still avoid the curse of dimensionality and achieve root exponential convergence for continuous functions on $[-M, M]^d$ when $M > 1$. For example, in the case of Hölder continuous functions of order α with a constant λ on $[-M, M]^d$, our approximation rate becomes $3\lambda(2M\sqrt{d}N^{-\sqrt{L}})^\alpha$.

Second, most interesting continuous functions in practice have a good modulus of continuity such that there is no implicit curse of dimensionality hiding in $\omega_f(\cdot)$. For example, we have discussed the case of Hölder continuous function previously. We would like to remark that the class of Hölder continuous functions implicitly depends on d through its definition in (1), but this dependence is moderate since the ℓ^2 - norm in (1) is the square root of a sum with d terms. Let us now discuss several cases of $\omega_f(\cdot)$ when we cannot achieve exponential convergence or cannot avoid the curse of dimensionality. The first example is $\omega_f(r) = \frac{1}{\ln(1/r)}$ for small $r > 0$, which leads to an approximation rate

$$3(\sqrt{L} \ln N - \frac{1}{2} \ln d)^{-1}, \quad \text{for large } N, L \in \mathbb{N}^+.$$

Apparently, the above approximation rate still avoids the curse of dimensionality but there is no exponential convergence, which has been canceled out by “ln” in $\omega_f(\cdot)$. The second example is $\omega_f(r) = \frac{1}{\ln^{1/d}(1/r)}$ for small $r > 0$, which leads to an approximation rate

$$3(\sqrt{L} \ln N - \frac{1}{2} \ln d)^{-1/d}, \quad \text{for large } N, L \in \mathbb{N}^+.$$

The power $\frac{1}{d}$ further weaken the approximation rate and hence the curse of dimensionality exists. The last example we would like to discuss is $\omega_f(r) = r^{\alpha/d}$ for small $r > 0$, which results in the approximation rate

$$3\lambda d^{\frac{\alpha}{2d}} N^{-\frac{\alpha}{d}\sqrt{L}}, \quad \text{for large } N, L \in \mathbb{N}^+,$$

which achieves exponential convergence and avoids the curse of dimensionality when we use very deep networks with a fixed width. But if we fix depth, there is no exponential convergence and the curse exists. Though we have provided several examples of immoderate $\omega_f(\cdot)$, to the best of our knowledge, we are not aware of useful continuous functions with $\omega_f(\cdot)$ that is immoderate.

2.4 Discussion on the literature

To the best of our knowledge, the neural network constructed here achieve exponential convergence without the curse of dimensionality simultaneously for a function class as

general as (Hölder) continuous functions, while most existing theories work for functions with an intrinsic low complexity (e.g., the exponential convergence for polynomials (Yarotsky, 2017; Montanelli et al., 2020; Lu et al., 2020), smooth functions (Montanelli et al., 2020; Liang and Srikant, 2016), analytic functions (E and Wang, 2018), functions admitting a holomorphic extension to a Bernstein polyellipse (Opschoor et al., 2019); no curse of dimensionality or the curse is lessened for Barron spaces (Barron, 1993; E et al., 2019b,a), Korobov spaces (Montanelli and Du, 2019), band-limited functions (Chen and Wu, 2019; Montanelli et al., 2020), compositional functions (Poggio et al., 2017), and smooth functions (Yarotsky and Zhevnerchuk, 2019; Lu et al., 2020; Montanelli and Yang, 2020; Yang and Wang, 2020)).

Our theory admits a neat and explicit approximation error characterization. For example, our approximation rate in the case of Hölder continuous functions of order α with a constant λ is $3\lambda d^{\alpha/2}$, while the prefactor of most existing theories is unknown or grows exponentially in d . Our proof fully explores the advantage of the compositional structure and the nonlinearity of deep networks, while many existing theories were built on traditional approximation tools (e.g., polynomial approximation, multiresolution analysis, and Monte Carlo sampling), making it challenging for existing theories to obtain a neat and explicit error characterization with an exponential convergence and without the curse of dimensionality.

Let us review existing works in more detail below.

Curse of dimensionality. The curse of dimensionality is the situation that approximating a d -dimensional function using a certain parametrization method with a fixed target accuracy generally requires a large number of parameters that is exponential in d and this expense quickly becomes unaffordable when d increases. For example, traditional finite element methods with W parameters can achieve an approximation accuracy $O(W^{1/d})$ with an explicit indicator of the curse $\frac{1}{d}$ in the power of W . If an approximation rate has a constant independent of W and exponential in d , the curse still exists implicitly through this prefactor by definition. If the approximation rate has a prefactor C_f depending on f , then the prefactor C_f still depends on d implicitly via f and the curse implicitly exists if C_f exponentially grows when d increases. Designing a parametrization method that can overcome the curse of dimensionality is an important research topic in approximation theory.

In (Barron, 1993) and its variants or generalization (E et al., 2019b,a; Chen and Wu, 2019; Montanelli et al., 2020), d -dimensional functions defined on a domain $\Omega \subseteq \mathbb{R}^d$ admitting an integral representation with an integrand as a ridge function on $\tilde{\Omega} \subseteq \mathbb{R}^d$ with a variable coefficient were considered, e.g.,

$$f(x) = \int_{\tilde{\Omega}} a(w) K(w \cdot x) d\mu(w), \quad (5)$$

where $\mu(\mathbf{w})$ is a Lebesgue measure in \mathbf{w} . $f(\mathbf{x})$ can be reformulated into the expectation of a high-dimensional random function when \mathbf{w} is treated as a random variable. Then $f(\mathbf{x})$ can be approximated by the average of W samples of the integrant in the same spirit of the law of large numbers with an approximation error essentially bounded by $\frac{C_f \sqrt{\mu(\Omega)}}{\sqrt{W}}$ measured in $L^2(\Omega)$ (Equation (6) of (Barron, 1993)), where $\mathcal{O}(W)$ is the total number of parameters in the network, C_f is a d -dimensional integral with an integrant related to f , and $\mu(\Omega)$ is the Lebesgue measure of Ω . As pointed out in (Barron, 1993) right after Equation (6), if Ω is not a unit domain in \mathbb{R}^d , $\mu(\Omega)$ would be exponential in d ; at the beginning of Page 932 of (Barron, 1993), it was remarked that C_f can often be exponentially large in d and standard smoothness properties of f alone are not enough to remove the exponential dependence of C_f on d , though there is a large number of examples for which C_f is only moderately large. Therefore, the curse of dimensionality exists unless C_f and $\mu(\Omega)$ are not exponential in d . It was observed that if the error is measured in the sense of mean squared error in machine learning, which is the square of the $L^2(\Omega)$ error averaged over $\mu(\Omega)$ resulting in $\frac{C_f^2}{W}$, then the mean squared error has no curse of dimensionality as long as C_f is not exponential in d (Barron, 1993; E et al., 2019b,a).

In (Montanelli and Du, 2019), d -dimensional functions in the Korobov space are approximated by the linear combination of basis functions of a sparse grid, each of which is approximated by a ReLU network. Though the curse of dimensionality has been lessened, target functions have to be sufficiently smooth and the approximation error still contains a factor that is exponential in d , i.e., the curse still exists. Other works in (Yarotsky, 2017; Yarotsky and Zhevnerchuk, 2019; Lu et al., 2020; Yang and Wang, 2020) study the advantage of smoothness in the network approximation. Polynomials are applied to approximate smooth functions and ReLU networks are constructed to approximate polynomials. The application of smoothness can lessen the curse of dimensionality in the approximation rates in terms of network sizes but also results in a prefactor that is exponentially large in the dimension, which means that the curse still exists implicitly.

The Kolmogorov-Arnold superposition theorem (KST) (Kolmogorov, 1956; Arnold, 1957; Kolmogorov, 1957) has also inspired a research direction of network approximation (Kůrková, 1992; Maiorov and Pinkus, 1999; Igelnik and Parikh, 2003; Montanelli and Yang, 2020), all of which are for continuous functions. (Kůrková, 1992) provided a quantitative approximation rate of networks with two hidden layers, but the number of neurons scales exponentially in the dimension and the curse exists. (Maiorov and Pinkus, 1999) relaxes the exact representation in KST to an approximation in a form of two-hidden-layer neural networks with a maximum width $6d + 3$ and a single activation function. This powerful activation function depends on the target function f and

the target approximation accuracy ε , and it is “pathological and unacceptably complex” without a numerical way to evaluate as described by its authors. Therefore, the curse of dimensionality may still exist implicitly in the activation function. (Igel'nik and Parikh, 2003) and (Montanelli and Yang, 2020) apply cubic-splines and piecewise linear functions to approximate the inner and outer functions of KST, resulting in cubic-spline and ReLU networks to approximate continuous functions on $[0, 1]^d$. Due to the pathological outer functions of KST, the approximation bounds still suffer from the curse of dimensionality unless target functions are restricted to a small class of functions with simple outer functions in the KST.

Recently in (Yarotsky and Zhevnerchuk, 2019), Sine-ReLU networks are applied to approximate Hölder continuous functions of order α on $[0, 1]^d$ with an approximation accuracy $\varepsilon = \exp(-c_{\alpha,d}W^{1/2})$, where W is the number of parameters in the network and $c_{\alpha,d}$ is a positive constant depending on α and d only. Whether or not $c_{\alpha,d}$ exponentially depends on d determines whether or not the curse of dimensionality exists for the Sine-ReLU networks, which is not answered in (Yarotsky and Zhevnerchuk, 2019) and is still an open question.

Finally, we would like to discuss the curse of dimensionality in terms of the continuity of the weight selection as a map $\Sigma : C([0, 1]^d) \rightarrow \mathbb{R}^W$. For a fixed network architecture with a fixed number of parameters W , let $g : \mathbb{R}^W \rightarrow C([0, 1]^d)$ be the map of realizing a DNN from a given set of parameters in \mathbb{R}^W to a function in $C([0, 1]^d)$. Suppose that there is a continuous map Σ from the unit ball of Sobolev space with smoothness s , denoted as $F_{s,d}$, to \mathbb{R}^W such that $\|f - g(\Sigma(f))\|_{L^\infty} \leq \varepsilon$ for all $f \in F_{s,d}$. Then $W \geq c\varepsilon^{-d/s}$ with some constant c depending only on s . This conclusion is given in Theorem 3 of (Yarotsky, 2017), which is a corollary of Theorem 4.2 of (Devore, 1989) in a more general form. Intuitively, this conclusion means that any constructive approximation of ReLU FNNs to approximate $C([0, 1]^d)$ cannot enjoy a continuous weight selection property if the approximation rate is better than $c\varepsilon^{-d/s}$, i.e., the curse of dimensionality must exist for constructive approximation for ReLU FNNs with a continuous weight selection. This conclusion is valid for any FNNs that are continuous. However, we would like to emphasize that our Floor-ReLU networks are discontinuous functions and hence this conclusion does not apply to our approximation. Furthermore, Theorem 4.2 of (Devore, 1989) is essentially a min-max criterion to evaluate weight selection maps maintaining continuity: the approximation error obtained by minimizing over all continuous selection Σ and network realization g and maximizing over all target functions is bounded below by $\mathcal{O}(W^{-s/d})$. In the worst scenario, a continuous weight selection cannot enjoy an approximation rate beating the curse of dimensionality. However, Theorem 4.2 of (Devore, 1989) has not excluded the possibility that most continuous functions of interest in practice may still enjoy a continuous weight

selection without the curse of dimensionality.

Exponential convergence. Exponential convergence is referred to as the situation that the approximation error exponentially decays to zero when the number of parameters increases. Designing approximation tools with an exponential convergence is another important topic in approximation theory. In the literature of deep network approximation, when the number of network parameters W is a polynomial of $\mathcal{O}(\log(\frac{1}{\varepsilon}))$, the terminology “exponential convergence” was also used (E and Wang, 2018; Yarotsky and Zhevnerchuk, 2019; Opschoor et al., 2019). The exponential convergence in this paper is root-exponential as in (Yarotsky and Zhevnerchuk, 2019), i.e., $W = \mathcal{O}(\log^2(\frac{1}{\varepsilon}))$. The exponential convergence in other works is worse than root-exponential.

In most cases, the approximation power to achieve exponential approximation rates in existing works comes from traditional tools for approximating a small class of functions instead of taking advantage of the network structure itself. In (E and Wang, 2018; Opschoor et al., 2019), highly smooth functions are first approximated by the linear combination of special polynomials with high degrees (e.g., Chebyshev polynomials, Legendre polynomials) with an exponential approximation rate, i.e., to achieve an ε -accuracy, a linear combination of only $\mathcal{O}(p(\log(\frac{1}{\varepsilon})))$ polynomials is required, where p is a polynomial with a degree that may depend on the dimension d . Then each polynomial is approximated by a ReLU network with $\mathcal{O}(\log(\frac{1}{\varepsilon}))$ parameters. Finally, all ReLU networks are assembled to form a large network approximating the target function with an exponential approximation rate. As far as we know, the only existing work that achieves exponential convergence without taking advantage of special polynomials and smoothness is the Sine-ReLU network in (Yarotsky and Zhevnerchuk, 2019), which has been mentioned in the paragraph just above. We would like to emphasize that the result in our paper works for generic continuous functions including the Hölder continuous functions considered in (Yarotsky and Zhevnerchuk, 2019).

3 Approximation of continuous functions

In this section, we first introduce basic notations in this paper in Section 3.1. Then we prove Theorem 1.1 based on Proposition 3.2, which will be proved in Section 4.

3.1 Notations

The main notations of this paper are listed as follows.

- Let \mathbb{N}^+ denote the set containing all positive integers, i.e., $\mathbb{N}^+ = \{1, 2, 3, \dots\}$.
- Let $\sigma : \mathbb{R} \rightarrow \mathbb{R}$ denote the rectified linear unit (ReLU), i.e. $\sigma(x) = \max\{0, x\}$.

With the abuse of notations, we define $\sigma : \mathbb{R}^d \rightarrow \mathbb{R}^d$ as $\sigma(\mathbf{x}) = \begin{bmatrix} \max\{0, x_1\} \\ \vdots \\ \max\{0, x_d\} \end{bmatrix}$ for any $\mathbf{x} = (x_1, \dots, x_d) \in \mathbb{R}^d$.

- The floor function (Floor) is defined as $\lfloor x \rfloor := \max\{n : n \leq x, n \in \mathbb{Z}\}$ for any $x \in \mathbb{R}$.
- For $\theta \in [0, 1]$, suppose its binary representation is $\theta = \sum_{\ell=1}^{\infty} \theta_{\ell} 2^{-\ell}$ with $\theta_{\ell} \in \{0, 1\}$, we introduce a special notation $\text{bin} 0.\theta_1\theta_2\cdots\theta_L$ to denote the L -term binary representation of θ , i.e., $\text{bin} 0.\theta_1\theta_2\cdots\theta_L := \sum_{\ell=1}^L \theta_{\ell} 2^{-\ell}$.
- The expression “a network with width N and depth L ” means
 - The maximum width of this network for all **hidden** layers is no more than N .
 - The number of **hidden** layers of this network is no more than L .

3.2 Proof of Theorem 1.1

The proof of Theorem 1.1 is an immediate result of Theorem 3.1 below.

Theorem 3.1. *Given any $N, L \in \mathbb{N}^+$ and an arbitrary continuous function f on $[0, 1]^d$, there exists a function ϕ implemented by a Floor-ReLU network with width $\max\{d, 2N^2 + 5N\}$ and depth $7dL^2 + 3$ such that*

$$|\phi(\mathbf{x}) - f(\mathbf{x})| \leq \omega_f(\sqrt{d} N^{-L}) + 2\omega_f(\sqrt{d}) 2^{-NL}, \quad \text{for any } \mathbf{x} \in [0, 1]^d.$$

This theorem will be proved later in this section. Now let us prove Theorem 1.1 based on Theorem 3.1.

Proof of Theorem 1.1. Given any $N, L \in \mathbb{N}^+$, there exist $\tilde{N}, \tilde{L} \in \mathbb{N}^+$ with $\tilde{N} \geq 2$ and $\tilde{L} \geq 3$ such that

$$(\tilde{N} - 1)^2 \leq N < \tilde{N}^2 \quad \text{and} \quad (\tilde{L} - 1)^2 \leq 4L < \tilde{L}^2.$$

By Theorem 3.1, there exists a function ϕ implemented by a Floor-ReLU network with width $\max\{d, 2\tilde{N}^2 + 5\tilde{N}\}$ and depth $7d\tilde{L}^2 + 3$ such that

$$|\phi(\mathbf{x}) - f(\mathbf{x})| \leq \omega_f(\sqrt{d} \tilde{N}^{-\tilde{L}}) + 2\omega_f(\sqrt{d}) 2^{-\tilde{N}\tilde{L}}, \quad \text{for any } \mathbf{x} \in [0, 1]^d.$$

Note that

$$2^{-\tilde{N}\tilde{L}} \leq \tilde{N}^{-\tilde{L}} = (\tilde{N}^2)^{-\frac{1}{2}\sqrt{\tilde{L}^2}} \leq N^{-\frac{1}{2}\sqrt{4L}} \leq N^{-\sqrt{L}}.$$

Then we have

$$|\phi(\mathbf{x}) - f(\mathbf{x})| \leq \omega_f(\sqrt{d} N^{-\sqrt{L}}) + 2\omega_f(\sqrt{d}) N^{-\sqrt{L}}, \quad \text{for any } \mathbf{x} \in [0, 1]^d.$$

For $\tilde{N}, \tilde{L} \in \mathbb{N}^+$ with $\tilde{N} \geq 2$ and $\tilde{L} \geq 3$, we have

$$2\tilde{N}^2 + \tilde{N} \leq 5(\tilde{N} - 1)^2 + 13 \leq 5N + 13 \quad \text{and} \quad 7\tilde{L}^2 \leq 16(\tilde{L} - 1)^2 \leq 64L.$$

Therefore, ϕ can be computed by a Floor-ReLU network with width $\max\{d, 2\tilde{N}^2 + 5\tilde{N}\} \leq \max\{d, 5N + 13\}$ and depth $7d\tilde{L}^2 + 3 \leq 64dL + 3$, as desired. So we finish the proof. \square

To prove Theorem 3.1, we first present the proof sketch. Shortly speaking, we construct piecewise constant functions implemented by Floor-ReLU networks to approximate continuous functions. There are four key steps in our construction.

1. Normalize f as \tilde{f} satisfying $\tilde{f}(\mathbf{x}) \in [0, 1]$ for any $\mathbf{x} \in [0, 1]^d$, divide $[0, 1]^d$ into a set of non-overlapping cubes $\{Q_\beta\}_{\beta \in \{0, 1, \dots, K-1\}^d}$, and denote \mathbf{x}_β as the vertex of Q_β with minimum $\|\cdot\|_1$ norm, where K is an integer determined later. See Figure 2 for the illustrations of Q_β and \mathbf{x}_β .
2. Construct a Floor-ReLU sub-network to implement a vector-valued function $\Phi_1 : \mathbb{R}^d \rightarrow \mathbb{R}^d$ projecting the whole cube Q_β to the index β for each $\beta \in \{0, 1, \dots, K-1\}^d$, i.e., $\Phi_1(\mathbf{x}) = \beta$ for all $\mathbf{x} \in Q_\beta$.
3. Construct a Floor-ReLU sub-network to implement a function $\phi_2 : \mathbb{R}^d \rightarrow \mathbb{R}$ mapping $\beta \in \{0, 1, \dots, K-1\}^d$ approximately to $\tilde{f}(\mathbf{x}_\beta)$ for each β , i.e., $\phi_2(\beta) \approx \tilde{f}(\mathbf{x}_\beta)$. Then $\phi_2 \circ \Phi_1(\mathbf{x}) = \phi_2(\beta) \approx \tilde{f}(\mathbf{x}_\beta)$ for any $\mathbf{x} \in Q_\beta$ and each $\beta \in \{0, 1, \dots, K-1\}^d$, implying $\tilde{\phi} := \phi_2 \circ \Phi_1$ approximates \tilde{f} within an error $\mathcal{O}(\omega_f(1/K))$ on $[0, 1]^d$.
4. Re-scale and shift $\tilde{\phi}$ to obtain the desired function ϕ approximating f well and determine the final Floor-ReLU network to implement ϕ .

It is not difficult to construct Floor-ReLU networks with the desired width and depth to implement Φ_1 . The most technical part is the construction of a Floor-ReLU network with the desired width and depth computing ϕ_2 , which needs the following proposition based on the ‘‘bit extraction’’ technique introduced in (Bartlett et al., 1998; Harvey et al., 2017).

Proposition 3.2. *Given any $N, L \in \mathbb{N}^+$ and arbitrary $\theta_m \in \{0, 1\}$ for $m = 1, 2, \dots, N^L$, there exists a function ϕ computed by a Floor-ReLU network with width $2N + 2$ and depth $7L - 2$ such that*

$$\phi(m) = \theta_m, \quad \text{for } m = 1, 2, \dots, N^L.$$

The proof of this proposition is presented in Section 4. By this proposition and the definition of VC-dimension (e.g., see (Harvey et al., 2017)), it is easy to prove that the VC-dimension of Floor-ReLU networks with a constant width and a depth $\mathcal{O}(L)$ has a lower bound 2^L . Such a lower bound is much larger than $\mathcal{O}(L^2)$, which is a VC-dimension upper bound of ReLU networks with the same width and depth due to Theorem 8 of (Harvey et al., 2017). This means Floor-ReLU networks are much more powerful than ReLU networks from the perspective of VC-dimension.

Based on the proof sketch stated just above, we are ready to give the detailed proof of Theorem 3.1 following similar ideas in our previous work (Shen et al., 2019; Shen et al., 2019; Lu et al., 2020). The main idea of our proof is to reduce high-dimensional approximation to one-dimensional approximation via a projection. The idea of projection was probably first used in well-established theories, e.g., KST mentioned in Section 2, where the approximant to high-dimensional functions is constructed by: first, projecting high-dimensional data points to one-dimensional data points; second, construct one-dimensional approximants. There has been extensive research based on this idea, e.g., references related to KST summarized in Section 2, our previous works (Shen et al., 2019; Shen et al., 2019; Lu et al., 2020), and (Yarotsky and Zhevnerchuk, 2019). The key to a successful approximant is to construct one-dimensional approximants to deal with complex one-dimensional data points, the complexity of which is exponential in the dimension d .

Proof of Theorem 3.1. The proof consists of four steps.

Step 1: Set up.

Assume f is not a constant function since it is a trivial case. Then $\omega_f(r) > 0$ for any $r > 0$. Clearly, $|f(\mathbf{x}) - f(\mathbf{0})| \leq \omega_f(\sqrt{d})$ for any $\mathbf{x} \in [0, 1]^d$. Define

$$\tilde{f} := (f - f(\mathbf{0}) + \omega_f(\sqrt{d})) / (2\omega_f(\sqrt{d})). \quad (6)$$

It follows that $\tilde{f}(\mathbf{x}) \in [0, 1]$ for any $\mathbf{x} \in [0, 1]^d$.

Set $K = N^L$, $E_{K-1} = [\frac{K-1}{K}, 1]$, and $E_k = [\frac{k}{K}, \frac{k+1}{K})$ for $k = 0, 1, \dots, K-2$. Define $\mathbf{x}_\beta := \beta/K$ and

$$Q_\beta := \left\{ \mathbf{x} = (x_1, x_2, \dots, x_d) \in \mathbb{R}^d : x_j \in E_{\beta_j} \text{ for } j = 1, 2, \dots, d \right\},$$

for any $\beta = (\beta_1, \beta_2, \dots, \beta_d) \in \{0, 1, \dots, K-1\}^d$. See Figure 2 for the examples of Q_β and \mathbf{x}_β for $\beta \in \{0, 1, \dots, K-1\}^d$ with $K = 4$ and $d = 1, 2$.

Step 2: Construct Φ_1 mapping $\mathbf{x} \in Q_\beta$ to β .

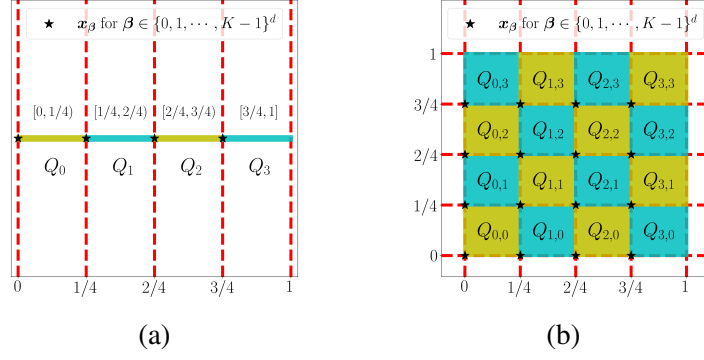


Figure 2: Illustrations of Q_β and \mathbf{x}_β for $\beta \in \{0, 1, \dots, K-1\}^d$. (a) $K = 4$, $d = 1$. (b) $K = 4$, $d = 2$.

Define a step function ϕ_1 as

$$\phi_1(x) := \lfloor -\sigma(-Kx + K - 1) + K - 1 \rfloor, \quad \text{for any } x \in \mathbb{R}.^5$$

See Figure 3 for an example of ϕ_1 when $K = 4$. It follows from the definition of ϕ_1 that

$$\phi_1(x) = k, \quad \text{if } x \in E_k, \text{ for } k = 0, 1, \dots, K-1.$$

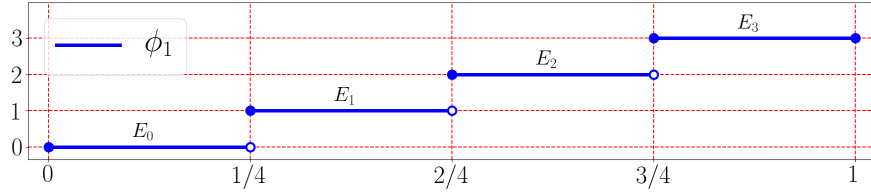


Figure 3: An illustration of ϕ_1 on $[0, 1]$ for the case $K = 4$.

Define

$$\Phi_1(\mathbf{x}) := (\phi_1(x_1), \phi_1(x_2), \dots, \phi_1(x_d)), \quad \text{for any } \mathbf{x} = (x_1, x_2, \dots, x_d) \in \mathbb{R}^d.$$

Clearly, we have, for $\mathbf{x} \in Q_\beta$ and $\beta \in \{0, 1, \dots, K-1\}^d$,

$$\Phi_1(\mathbf{x}) = (\phi_1(x_1), \phi_1(x_2), \dots, \phi_1(x_d)) = (\beta_1, \beta_2, \dots, \beta_d) = \beta.$$

Step 3: Construct ϕ_2 mapping $\beta \in \{0, 1, \dots, K-1\}^d$ approximately to $\tilde{f}(\mathbf{x}_\beta)$.

Using the idea of K -ary representation, we define a linear function ψ_1 via

$$\psi_1(\mathbf{x}) := 1 + \sum_{j=1}^d x_j K^{j-1}, \quad \text{for any } \mathbf{x} = (x_1, x_2, \dots, x_d) \in \mathbb{R}^d.$$

⁵If we just define $\phi_1(x) = \lfloor Kx \rfloor$, then $\phi_1(1) = K \neq K-1$ even though $1 \in E_{K-1}$.

Then ψ_1 is a bijection from $\{0, 1, \dots, K-1\}^d$ to $\{1, 2, \dots, K^d\}$.

Given any $i \in \{1, 2, \dots, K^d\}$, there exists a unique $\beta \in \{0, 1, \dots, K-1\}^d$ such that $i = \psi_1(\beta)$. Then define

$$\xi_i := \tilde{f}(\mathbf{x}_\beta) \in [0, 1], \quad \text{for } i = \psi_1(\beta) \text{ and } \beta \in \{0, 1, \dots, K-1\}^d,$$

where \tilde{f} is the normalization of f defined in Equation (6). It follows that there exists $\xi_{i,j} \in \{0, 1\}$ for $j = 1, 2, \dots, NL$ such that

$$|\xi_i - \text{bin}0.\xi_{i,1}\xi_{i,2}\dots\xi_{i,NL}| \leq 2^{-NL}, \quad \text{for } i = 1, 2, \dots, K^d.$$

By $K^d = (N^L)^d = N^{dL}$ and Proposition 3.2, there exists a function $\psi_{2,j}$ implemented by a Floor-ReLU network with width $2N+2$ and depth $7dL-2$, for each $j = 1, 2, \dots, NL$, such that

$$\psi_{2,j}(i) = \xi_{i,j}, \quad \text{for } i = 1, 2, \dots, K^d.$$

Define

$$\psi_2 := \sum_{j=1}^{NL} 2^{-j} \psi_{2,j} \quad \text{and} \quad \phi_2 := \psi_2 \circ \psi_1.$$

Then, for $i = \psi_1(\beta)$ and $\beta \in \{0, 1, \dots, K-1\}^d$, we have

$$\begin{aligned} |\tilde{f}(\mathbf{x}_\beta) - \phi_2(\beta)| &= |\tilde{f}(\mathbf{x}_\beta) - \psi_2(\psi_1(\beta))| = |\xi_i - \psi_2(i)| = \left| \xi_i - \sum_{j=1}^{NL} 2^{-j} \psi_{2,j}(i) \right| \\ &= |\xi_i - \text{bin}0.\xi_{i,1}\xi_{i,2}\dots\xi_{i,NL}| \leq 2^{-NL}. \end{aligned} \tag{7}$$

Step 4: Determine the final network to implement the desired function ϕ .

Define $\tilde{\phi} := \phi_2 \circ \Phi_1$, i.e., for any $\mathbf{x} = (x_1, x_2, \dots, x_d) \in \mathbb{R}^d$,

$$\tilde{\phi}(\mathbf{x}) = \phi_2 \circ \Phi_1(\mathbf{x}) = \phi_2(\phi_1(x_1), \phi_1(x_2), \dots, \phi_1(x_d)).$$

Note that $|\mathbf{x} - \mathbf{x}_\beta| \leq \frac{\sqrt{d}}{K}$ for any $\mathbf{x} \in Q_\beta$ and $\beta \in \{0, 1, \dots, K-1\}^d$. Then we have, for any $\mathbf{x} \in Q_\beta$ and $\beta \in \{0, 1, \dots, K-1\}^d$,

$$\begin{aligned} |\tilde{f}(\mathbf{x}) - \tilde{\phi}(\mathbf{x})| &\leq |\tilde{f}(\mathbf{x}) - \tilde{f}(\mathbf{x}_\beta)| + |\tilde{f}(\mathbf{x}_\beta) - \tilde{\phi}(\mathbf{x})| \\ &\leq \omega_{\tilde{f}}\left(\frac{\sqrt{d}}{K}\right) + |\tilde{f}(\mathbf{x}_\beta) - \phi_2(\Phi_1(\mathbf{x}))| \\ &\leq \omega_{\tilde{f}}\left(\frac{\sqrt{d}}{K}\right) + |\tilde{f}(\mathbf{x}_\beta) - \phi_2(\beta)| \leq \omega_{\tilde{f}}\left(\frac{\sqrt{d}}{K}\right) + 2^{-NL}, \end{aligned}$$

where the last inequality comes from Equation (7).

Note that $\mathbf{x} \in Q_\beta$ and $\beta \in \{0, 1, \dots, K-1\}^d$ are arbitrary. Since $[0, 1]^d = \bigcup_{\beta \in \{0, 1, \dots, K-1\}^d} Q_\beta$, we have

$$|\tilde{f}(\mathbf{x}) - \tilde{\phi}(\mathbf{x})| \leq \omega_{\tilde{f}}\left(\frac{\sqrt{d}}{K}\right) + 2^{-NL}, \quad \text{for any } \mathbf{x} \in [0, 1]^d.$$

Define

$$\phi := 2\omega_f(\sqrt{d})\tilde{\phi} + f(\mathbf{0}) - \omega_f(\sqrt{d}).$$

By $K = N^L$ and $\omega_f(r) = 2\omega_f(\sqrt{d}) \cdot \omega_{\tilde{f}}(r)$ for any $r \geq 0$, we have, for any $\mathbf{x} \in [0, 1]^d$,

$$\begin{aligned} |f(\mathbf{x}) - \phi(\mathbf{x})| &= 2\omega_f(\sqrt{d})|\tilde{f}(\mathbf{x}) - \tilde{\phi}(\mathbf{x})| \leq 2\omega_f(\sqrt{d})\left(\omega_{\tilde{f}}\left(\frac{\sqrt{d}}{K}\right) + 2^{-NL}\right) \\ &\leq \omega_f\left(\frac{\sqrt{d}}{K}\right) + 2\omega_f(\sqrt{d})2^{-NL} \\ &\leq \omega_f(\sqrt{d}N^{-L}) + 2\omega_f(\sqrt{d})2^{-NL}. \end{aligned}$$

It remains to determine the width and depth of the Floor-ReLU network implementing ϕ . Clearly, ϕ_2 can be implemented by the architecture in Figure 4.

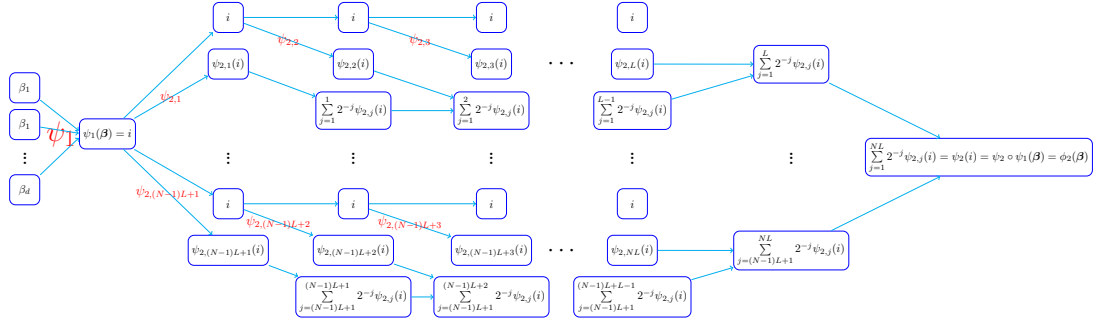


Figure 4: An illustration of the desired network architecture implementing $\phi_2 = \psi_2 \circ \psi_1$ for any input $\beta \in \{0, 1, \dots, K-1\}^d$, where $i = \psi_1(\beta)$.

As we can see from Figure 4, ϕ_2 can be implemented by a Floor-ReLU network with width $N(2N+2+3) = 2N^2 + 5N$ and depth $L(7dL-2+1)+2 = L(7dL-1)+2$. With the network architecture implementing ϕ_2 in hand, $\tilde{\phi}$ can be implemented by the network architecture shown in Figure 5.

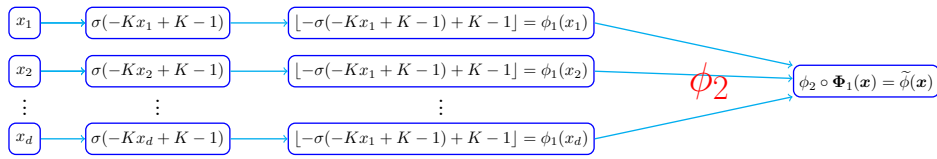


Figure 5: An illustration of the network architecture implementing $\tilde{\phi} = \phi_2 \circ \Phi_1$.

Note that ϕ is defined via re-scaling and shifting $\tilde{\phi}$. As shown in Figure 5, ϕ and $\tilde{\phi}$ can be implemented by a Floor-ReLU network with width $\max\{d, 2N^2 + 5N\}$ and depth $1 + 1 + L(7dL-1) + 2 \leq 7dL^2 + 3$. So we finish the proof. \square

4 Proof of Proposition 3.2

The proof of Proposition 3.2 mainly relies on the “bit extraction” technique. As we shall see later, our key idea is to apply the Floor activation function to make “bit extraction” more powerful to reduce network sizes. In particular, Floor-ReLU networks can extract much more bits than ReLU networks with the same network size.

Let us first establish a basic lemma to extract $1/N$ of total bits stored in a new binary number from an input binary number.

Lemma 4.1. *Given any $J, N \in \mathbb{N}^+$, there exists a function $\phi : \mathbb{R}^2 \rightarrow \mathbb{R}$ that can be implemented by a Floor-ReLU network with width $2N$ and depth 4 such that, for any $\theta_j \in \{0, 1\}$, $j = 1, \dots, NJ$, we have*

$$\phi(\text{bin}0.\theta_1 \dots \theta_{NJ}, n) = \text{bin}0.\theta_{(n-1)J+1} \dots \theta_{nJ}, \quad \text{for } n = 1, 2, \dots, N.$$

Proof. Given any $\theta_j \in \{0, 1\}$ for $j = 1, \dots, NJ$, denote

$$s = \text{bin}0.\theta_1 \dots \theta_{NJ} \quad \text{and} \quad s_n = \text{bin}0.\theta_{(n-1)J+1} \dots \theta_{nJ}, \quad \text{for } n = 1, 2, \dots, N.$$

Then our goal is to construct a function $\phi : \mathbb{R}^2 \rightarrow \mathbb{R}$ computed by a Floor-ReLU network with the desired width and depth that satisfies

$$\phi(s, n) = s_n, \quad \text{for } n = 1, 2, \dots, N.$$

Based on the properties of the binary representation, it is easy to check that

$$s_n = \lfloor 2^{nJ} s \rfloor / 2^J - \lfloor 2^{(n-1)J} s \rfloor, \quad \text{for } n = 1, 2, \dots, N. \quad (8)$$

With formulas to return s_1, s_2, \dots, s_N , it is still technical to construct a network outputting s_n for a given index $n \in \{1, 2, \dots, N\}$.

Set $\delta = 2^{-J}$ and define g (see Figure 6) as

$$g(x) := \sigma\left(\sigma(x) - \sigma\left(\frac{x+\delta-1}{\delta}\right)\right), \quad \text{where } \sigma(x) = \max\{0, x\}.$$

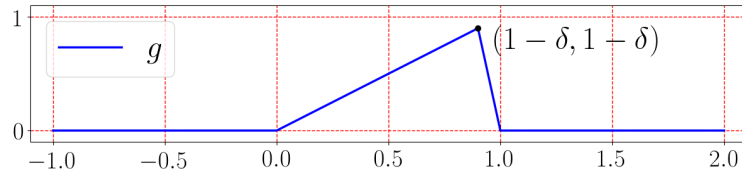


Figure 6: An illustration of $g(x) = \sigma\left(\sigma(x) - \sigma\left(\frac{x+\delta-1}{\delta}\right)\right)$, where $\sigma(x) = \max\{0, x\}$.

Since $s_n \in [0, 1 - \delta]$ for $n = 1, 2, \dots, N$, we have

$$s_n = \sum_{k=1}^N g(s_k + k - n), \quad \text{for } n = 1, 2, \dots, N. \quad (9)$$

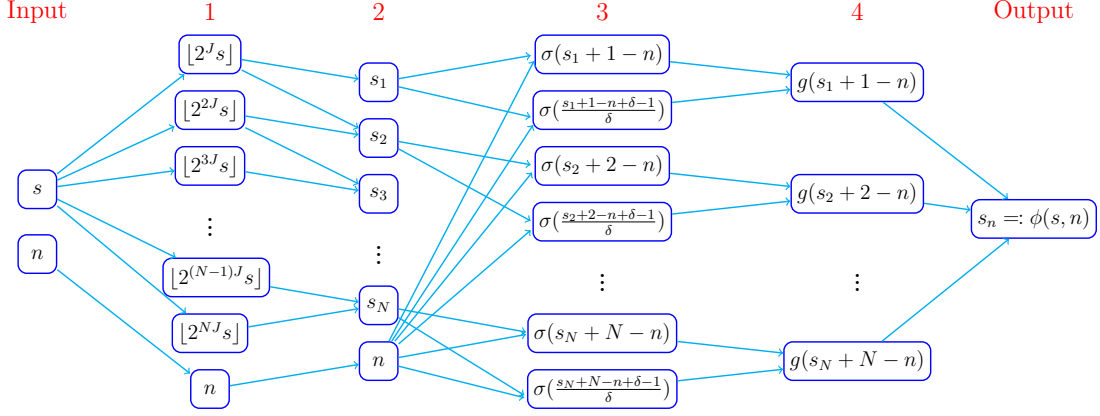


Figure 7: An illustration of the desired network architecture implementing ϕ based on Equation (8) and (9). We omit some ReLU (σ) activation functions provided inputs are obviously non-negative. All parameters in this network is essentially determined by Equation (8) and (9), which are valid no matter what $\theta_1, \dots, \theta_{NJ} \in \{0, 1\}$ are. Thus, the desired function ϕ implemented by this network is independent of $\theta_1, \dots, \theta_{NJ} \in \{0, 1\}$.

As shown in Figure 7, the desired function ϕ can be computed by a Floor-ReLU network with width $2N$ and depth 4. Moreover, it holds that

$$\phi(s, n) = s_n, \quad \text{for } n = 1, 2, \dots, N.$$

So we finish the proof. \square

The next lemma constructs a Floor-ReLU network that can extract any bit from a binary number according to a specific index.

Lemma 4.2. *Given any $N, L \in \mathbb{N}^+$, there exists a function $\phi : \mathbb{R}^2 \rightarrow \mathbb{R}$ implemented by a Floor-ReLU network with width $2N + 2$ and depth $7L - 3$ such that, for any $\theta_m \in \{0, 1\}$, $m = 1, 2, \dots, N^L$, we have*

$$\phi(\text{bin}0.\theta_1\theta_2\cdots\theta_{N^L}, m) = \theta_m, \quad \text{for } m = 1, 2, \dots, N^L.$$

Proof. The proof is based on repeated applications of Lemma 4.1. To be exact, we construct a sequence of functions $\phi_1, \phi_2, \dots, \phi_L$ implemented by Floor-ReLU networks by induction to satisfy the following two conditions for each $\ell \in \{1, 2, \dots, L\}$.

- (i) $\phi_\ell : \mathbb{R}^2 \rightarrow \mathbb{R}$ can be implemented by a Floor-ReLU network with width $2N + 2$ and depth $7\ell - 3$.
- (ii) For any $\theta_m \in \{0, 1\}$, $m = 1, 2, \dots, N^\ell$, we have

$$\phi_\ell(\text{bin}0.\theta_1\theta_2\cdots\theta_{N^\ell}, m) = \text{bin}0.\theta_m, \quad \text{for } m = 1, 2, \dots, N^\ell.$$

Firstly, consider the case $\ell = 1$. By Lemma 4.1 (set $J = 1$ therein), there exists a function ϕ_1 implemented by a Floor-ReLU network with width $2N \leq 2N + 2$ and depth $4 = 7 - 3$ such that, for any $\theta_m \in \{0, 1\}$, $m = 1, 2, \dots, N$, we have

$$\phi_1(\text{bin}0.\theta_1\theta_2\cdots\theta_N, m) = \text{bin}0.\theta_m, \quad \text{for } m = 1, 2, \dots, N.$$

It follows that Condition (i) and (ii) hold for $\ell = 1$.

Next, assume Condition (i) and (ii) hold for $\ell = k$. We would like to construct ϕ_{k+1} to make Condition (i) and (ii) true for $\ell = k + 1$. By Lemma 4.1 (set $J = N^k$ therein), there exists a function ψ implemented by a Floor-ReLU network with width $2N$ and depth 4 such that, for any $\theta_m \in \{0, 1\}$, $m = 1, 2, \dots, N^{k+1}$, we have

$$\psi(\text{bin}0.\theta_1\cdots\theta_{N^{k+1}}, n) = \text{bin}0.\theta_{(n-1)N^k+1}\cdots\theta_{(n-1)N^k+N^k}, \quad \text{for } n = 1, 2, \dots, N. \quad (10)$$

By the hypothesis of induction, we have

- $\phi_k : \mathbb{R}^2 \rightarrow \mathbb{R}$ can be implemented by a Floor-ReLU network with width $2N + 2$ and depth $7k - 3$.
- For any $\theta_j \in \{0, 1\}$, $j = 1, 2, \dots, N^k$, we have

$$\phi_k(\text{bin}0.\theta_1\theta_2\cdots\theta_{N^k}, j) = \text{bin}0.\theta_j, \quad \text{for } j = 1, 2, \dots, N^k. \quad (11)$$

Given any $m \in \{1, 2, \dots, N^{k+1}\}$, there exist $n \in \{1, 2, \dots, N\}$ and $j \in \{1, 2, \dots, N^k\}$ such that $m = (n - 1)N^k + j$, and such n, j can be obtained by

$$n = \lfloor (m - 1)/N^k \rfloor + 1 \quad \text{and} \quad j = m - (n - 1)N^k. \quad (12)$$

Then the desired architecture of the Floor-ReLU network implementing ϕ_{k+1} is shown in Figure 8.

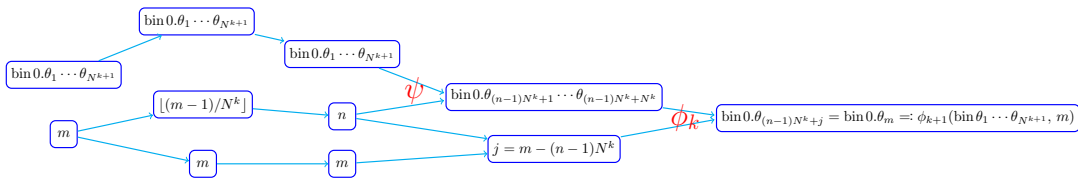


Figure 8: An illustration of the desired network architecture implementing ϕ_{k+1} based on (10), (11), and (12). We omit ReLU (σ) for neurons with non-negative inputs.

Note that ψ can be computed by a Floor-ReLU network of width $2N$ and depth 4. By Figure 8, we have

- $\phi_{k+1} : \mathbb{R}^2 \rightarrow \mathbb{R}$ can be implemented by a Floor-ReLU network with width $2N + 2$ and depth $2 + 4 + 1 + (7k - 3) = 7(k + 1) - 3$, which implies Condition (i) for $\ell = k + 1$.

- For any $\theta_m \in \{0, 1\}$, $m = 1, 2, \dots, N^{k+1}$, we have

$$\phi_{k+1}(\text{bin}0.\theta_1\theta_2\cdots\theta_{N^{k+1}}, m) = \text{bin}0.\theta_m, \quad \text{for } m = 1, 2, \dots, N^{k+1}.$$

That is, Condition (ii) holds for $\ell = k + 1$.

So we finish the process of induction.

By the principle of induction, there exists a function $\phi_L : \mathbb{R}^2 \rightarrow \mathbb{R}$ such that

- ϕ_L can be implemented by a Floor-ReLU network with width $2N + 2$ and depth $7L - 3$.
- For any $\theta_m \in \{0, 1\}$, $m = 1, 2, \dots, N^L$, we have

$$\phi_L(\text{bin}0.\theta_1\theta_2\cdots\theta_{N^L}, m) = \text{bin}0.\theta_m, \quad \text{for } m = 1, 2, \dots, N^L.$$

Finally, define $\phi := 2\phi_L$. Then ϕ can also be implemented by a Floor-ReLU network with width $2N + 2$ and depth $7L - 3$. Moreover, for any $\theta_m \in \{0, 1\}$, $m = 1, 2, \dots, N^L$, we have

$$\phi(\text{bin}0.\theta_1\theta_2\cdots\theta_{N^L}, m) = 2 \cdot \phi_L(\text{bin}0.\theta_1\theta_2\cdots\theta_{N^L}, m) = 2 \cdot \text{bin}0.\theta_m = \theta_m,$$

for $m = 1, 2, \dots, N^L$. So we finish the proof. \square

With Lemma 4.2 in hand, we are ready to prove Proposition 3.2.

Proof of Proposition 3.2. By Lemma 4.2, there exists a function $\tilde{\phi} : \mathbb{R}^2 \rightarrow \mathbb{R}$ computed by a Floor-ReLU network with a fixed architecture with width $2N + 2$ and depth $7L - 3$ such that, for any $z_m \in \{0, 1\}$, $m = 1, 2, \dots, N^L$, we have

$$\tilde{\phi}(\text{bin}0.z_1z_2\cdots z_{N^L}, m) = z_m, \quad \text{for } m = 1, 2, \dots, N^L.$$

Based on $\theta_m \in \{0, 1\}$ for $m = 1, 2, \dots, N^L$ given in Proposition 3.2, we define the final function ϕ as

$$\phi(x) := \tilde{\phi}(\sigma(x \cdot 0 + \text{bin}0.\theta_1\theta_2\cdots\theta_{N^L}), \sigma(x)), \quad \text{where } \sigma(x) = \max\{0, x\}.$$

Clearly, ϕ can be implemented by a Floor-ReLU network with width $2N + 2$ and depth $(7L - 3) + 1 = 7L - 2$. Moreover, we have, for any $m \in \{1, 2, \dots, N^L\}$,

$$\phi(m) := \tilde{\phi}(\sigma(m \cdot 0 + \text{bin}0.\theta_1\theta_2\cdots\theta_{N^L}), \sigma(m)) = \tilde{\phi}(\text{bin}0.\theta_1\theta_2\cdots\theta_{N^L}, m) = \theta_m.$$

So we finish the proof. \square

We shall point out that only the properties of Floor on $[0, \infty)$ are used in our proof. Thus, the Floor can be replaced by the truncation function that can be easily computed by truncating the decimal part.

5 Conclusion

This paper has introduced the first theoretical framework to show that deep network approximation can achieve root exponential convergence and avoid the curse of dimensionality for approximating functions as general as (Hölder) continuous functions. Given a Lipschitz continuous function f on $[0, 1]^d$, it was shown by construction that Floor-ReLU networks with width $\max\{d, 5N + 13\}$ and depth $64dL + 3$ admit a uniform approximation rate $3\lambda\sqrt{d}N^{-\sqrt{L}}$, where λ is the Lipschitz constant of f . More generally for an arbitrary continuous function f on $[0, 1]^d$ with a modulus of continuity $\omega_f(\cdot)$, the constructive approximation rate is $\omega_f(\sqrt{d}N^{-\sqrt{L}}) + 2\omega_f(\sqrt{d})N^{-\sqrt{L}}$. The results in this paper provide a theoretical lower bound of the power of deep network approximation. Whether or not this bound is achievable in actual computation relies on advanced algorithm design as a separate line of research.

Acknowledgments. Z. Shen is supported by Tan Chin Tuan Centennial Professorship. H. Yang was partially supported by the US National Science Foundation under award DMS-1945029.

References

- Allen-Zhu, Z., Li, Y., and Liang, Y. (2019). Learning and generalization in overparameterized neural networks, going beyond two layers. *ArXiv*, abs/1811.04918.
- Arnold, V. I. (1957). On functions of three variables. *Dokl. Akad. Nauk SSSR*, pages 679–681.
- Arora, S., Du, S. S., Hu, W., Li, Z., and Wang, R. (2019). Fine-grained analysis of optimization and generalization for overparameterized two-layer neural networks. In *ICML*.
- Bao, C., Li, Q., Shen, Z., Tai, C., Wu, L., and Xiang, X. (2019). Approximation analysis of convolutional neural networks. *Semantic Scholar e-Preprint*, page Corpus ID: 204762668.
- Barron, A. R. (1993). Universal approximation bounds for superpositions of a sigmoidal function. *IEEE Transactions on Information Theory*, 39(3):930–945.
- Bartlett, P., Maierov, V., and Meir, R. (1998). Almost linear VC-dimension bounds for piecewise polynomial networks. *Neural Computation*, 10:217–3.

- Bengio, Y., Léonard, N., and Courville, A. (2013). Estimating or propagating gradients through stochastic neurons for conditional computation. *arXiv e-prints*, page arXiv:1308.3432.
- Berner, J., Grohs, P., and Jentzen, A. (2018). Analysis of the generalization error: Empirical risk minimization over deep artificial neural networks overcomes the curse of dimensionality in the numerical approximation of black-scholes partial differential equations. *CoRR*, abs/1809.03062.
- Bölcskei, H., Grohs, P., Kutyniok, G., and Petersen, P. (2019). Optimal approximation with sparsely connected deep neural networks. *SIAM Journal on Mathematics of Data Science*, 1(1):8–45.
- Boo, Y., Shin, S., and Sung, W. (2020). Quantized neural networks: Characterization and holistic optimization. *ArXiv*, abs/2006.00530.
- Cao, Y. and Gu, Q. (2019). Generalization bounds of stochastic gradient descent for wide and deep neural networks. *CoRR*, abs/1905.13210.
- Carrillo, J. A. T., Jin, S., Li, L., and Zhu, Y. (2019). A consensus-based global optimization method for high dimensional machine learning problems. *arXiv:1909.09249*.
- Chen, L. and Wu, C. (2019). A note on the expressive power of deep rectified linear unit networks in high-dimensional spaces. *Mathematical Methods in the Applied Sciences*, 42(9):3400–3404.
- Chen, M., Jiang, H., Liao, W., and Zhao, T. (2019a). Efficient approximation of deep ReLU networks for functions on low dimensional manifolds. In Wallach, H., Larochelle, H., Beygelzimer, A., d'Alché-Buc, F., Fox, E., and Garnett, R., editors, *Advances in Neural Information Processing Systems 32*, pages 8174–8184. Curran Associates, Inc.
- Chen, Z., Cao, Y., Zou, D., and Gu, Q. (2019b). How much over-parameterization is sufficient to learn deep ReLU networks? *CoRR*, arXiv:1911.12360.
- Chui, C. K., Lin, S.-B., and Zhou, D.-X. (2018). Construction of neural networks for realization of localized deep learning. *Frontiers in Applied Mathematics and Statistics*, 4:14.
- Cybenko, G. (1989). Approximation by superpositions of a sigmoidal function. *MCSS*, 2:303–314.
- Devore, R. A. (1989). Optimal nonlinear approximation. *Manuskripta Math*, pages 469–478.

- E, W., Ma, C., and Wang, Q. (2019a). A priori estimates of the population risk for residual networks. *ArXiv*, abs/1903.02154.
- E, W., Ma, C., and Wu, L. (2019b). A priori estimates of the population risk for two-layer neural networks. *Communications in Mathematical Sciences*, 17(5):1407 – 1425.
- E, W. and Wang, Q. (2018). Exponential convergence of the deep neural network approximation for analytic functions. *CoRR*, abs/1807.00297.
- Gribonval, R., Kutyniok, G., Nielsen, M., and Voigtlaender, F. (2019). Approximation spaces of deep neural networks. *arXiv e-prints*, page arXiv:1905.01208.
- Gühring, I., Kutyniok, G., and Petersen, P. (2019). Error bounds for approximations with deep ReLU neural networks in $w^{s,p}$ norms. *arXiv e-prints*, page arXiv:1902.07896.
- Harvey, N., Liaw, C., and Mehrabian, A. (2017). Nearly-tight VC-dimension bounds for piecewise linear neural networks. In Kale, S. and Shamir, O., editors, *Proceedings of the 2017 Conference on Learning Theory*, volume 65 of *Proceedings of Machine Learning Research*, pages 1064–1068, Amsterdam, Netherlands. PMLR.
- Holland, J. H. (1992). Genetic algorithms. *Scientific American*, 267(1):66–73.
- Hornik, K., Stinchcombe, M., and White, H. (1989). Multilayer feedforward networks are universal approximators. *Neural Networks*, 2(5):359 – 366.
- Hubara, I., Courbariaux, M., Soudry, D., El-Yaniv, R., and Bengio, Y. (2017). Quantized neural networks: Training neural networks with low precision weights and activations. *J. Mach. Learn. Res.*, 18(1):68696898.
- Igel'nik, B. and Parikh, N. (2003). Kolmogorov's spline network. *IEEE Transactions on Neural Networks*, 14(4):725–733.
- Jacot, A., Gabriel, F., and Hongler, C. (2018). Neural tangent kernel: Convergence and generalization in neural networks. *CoRR*, abs/1806.07572.
- Ji, Z. and Telgarsky, M. (2020). Polylogarithmic width suffices for gradient descent to achieve arbitrarily small test error with shallow relu networks. *ArXiv*, abs/1909.12292.
- Kennedy, J. and Eberhart, R. (1995). Particle swarm optimization. In *Proceedings of ICNN'95 - International Conference on Neural Networks*, volume 4, pages 1942–1948 vol.4.

- Kirkpatrick, S., Gelatt, C. D., and Vecchi, M. P. (1983). Optimization by simulated annealing. *Science*, 220(4598):671–680.
- Kolmogorov, A. N. (1956). On the representation of continuous functions of several variables by superposition of continuous functions of a smaller number of variables. *Dokl. Akad. Nauk SSSR*, pages 179–182.
- Kolmogorov, A. N. (1957). On the representation of continuous functions of several variables by superposition of continuous functions of one variable and addition. *Dokl. Akad. Nauk SSSR*, pages 953–956.
- Kůrková, V. (1992). Kolmogorov’s theorem and multilayer neural networks. *Neural Networks*, 5(3):501 – 506.
- Li, Q., Lin, T., and Shen, Z. (2019). Deep learning via dynamical systems: An approximation perspective. *arXiv e-prints*, page arXiv:1912.10382.
- Liang, S. and Srikant, R. (2016). Why deep neural networks? *CoRR*, abs/1610.04161.
- Lin, Y., Lei, M., and Niu, L. (2019). Optimization strategies in quantized neural networks: A review. In *2019 International Conference on Data Mining Workshops (ICDMW)*, pages 385–390.
- Lu, J., Shen, Z., Yang, H., and Zhang, S. (2020). Deep network approximation for smooth functions. *arXiv e-prints*, page arXiv:2001.03040.
- Luo, T. and Yang, H. (2020). Two-layer neural networks for partial differential equations: Optimization and generalization theory. *ArXiv*, abs/2006.15733.
- Maierov, V. and Pinkus, A. (1999). Lower bounds for approximation by MLP neural networks. *Neurocomputing*, 25(1):81 – 91.
- Montanelli, H. and Du, Q. (2019). New error bounds for deep ReLU networks using sparse grids. *SIAM Journal on Mathematics of Data Science*, 1(1):78–92.
- Montanelli, H. and Yang, H. (2020). Error bounds for deep ReLU networks using the Kolmogorov-Arnold superposition theorem. *Neural Networks*, 129:1 – 6.
- Montanelli, H., Yang, H., and Du, Q. (2020). Deep ReLU networks overcome the curse of dimensionality for bandlimited functions. *Journal of Computational Mathematics*.
- Nakada, R. and Imaizumi, M. (2019). Adaptive approximation and estimation of deep neural network with intrinsic dimensionality. *arXiv:1907.02177*.

- Nelder, J. and Mead, R. (1965). A simplex method for function minimization. *Comput. J.*, 7:308–313.
- Opschoor, J. A. A., Schwab, C., and Zech, J. (2019). Exponential ReLU DNN expression of holomorphic maps in high dimension. Technical Report 2019-35, Seminar for Applied Mathematics, ETH Zürich, Switzerland. <https://math.ethz.ch/sam/research/reports.html?id=839>.
- Petersen, P. and Voigtlaender, F. (2018). Optimal approximation of piecewise smooth functions using deep ReLU neural networks. *Neural Networks*, 108:296 – 330.
- Pinnau, R., Totzeck, C., Tse, O., and Martin, S. (2017). A consensus-based model for global optimization and its mean-field limit. *Mathematical Models and Methods in Applied Sciences*, 27(01):183–204.
- Poggio, T., Mhaskar, H. N., Rosasco, L., Miranda, B., and Liao, Q. (2017). Why and when can deep—but not shallow—networks avoid the curse of dimensionality: A review. *International Journal of Automation and Computing*, 14:503–519.
- Shen, Z., Yang, H., and Zhang, S. (2019). Deep network approximation characterized by number of neurons. *arXiv e-prints*, page arXiv:1906.05497.
- Shen, Z., Yang, H., and Zhang, S. (2019). Nonlinear approximation via compositions. *Neural Networks*, 119:74 – 84.
- Suzuki, T. (2019). Adaptivity of deep ReLU network for learning in Besov and mixed smooth Besov spaces: optimal rate and curse of dimensionality. In *International Conference on Learning Representations*.
- Wang, P., Hu, Q., Zhang, Y., Zhang, C., Liu, Y., and Cheng, J. (2018). Two-step quantization for low-bit neural networks. In *2018 IEEE/CVF Conference on Computer Vision and Pattern Recognition*, pages 4376–4384.
- Yang, Y. and Wang, Y. (2020). Approximation in shift-invariant spaces with deep ReLU neural networks. *arXiv e-prints*, page arXiv:2005.11949.
- Yarotsky, D. (2017). Error bounds for approximations with deep ReLU networks. *Neural Networks*, 94:103 – 114.
- Yarotsky, D. (2018). Optimal approximation of continuous functions by very deep ReLU networks. In Bubeck, S., Perchet, V., and Rigollet, P., editors, *Proceedings of the 31st Conference On Learning Theory*, volume 75 of *Proceedings of Machine Learning Research*, pages 639–649. PMLR.

- Yarotsky, D. and Zhevnerchuk, A. (2019). The phase diagram of approximation rates for deep neural networks. *arXiv e-prints*, page arXiv:1906.09477.
- Yin, P., Lyu, J., Zhang, S., Osher, S., Qi, Y., and Xin, J. (2019). Understanding straight-through estimator in training activation quantized neural nets. *ArXiv*, abs/1903.05662.
- Zhou, D.-X. (2020). Universality of deep convolutional neural networks. *Applied and Computational Harmonic Analysis*, 48(2):787 – 794.