

Testing triplet fermions at the electron-positron and electron-proton colliders using fat jet signatures

Arindam Das,^{1,*} Sanjoy Mandal,^{2,†} and Tanmoy Modak^{3,‡}

¹*Department of Physics, Osaka University, Toyonaka, Osaka 560-0043, Japan*

²*AHEP Group, Institut de Física Corpuscular,*

CSIC/Universitat de València, Parc Científic de Paterna.

C/ Catedrático José Beltrán, 2 E-46980 Paterna (Valencia), Spain

³*Department of Physics, National Taiwan University, Taipei 10617, Taiwan*

Abstract

The addition of $SU(2)_L$ triplet fermions of zero hypercharge with the Standard Model (SM) helps to explain the origin of the neutrino mass by the so-called seesaw mechanism. Such a scenario is commonly known as the type-III seesaw model. After the electroweak symmetry breaking the mixings between the light and heavy mass eigenstates of the neutral leptons are developed which play important roles in the study of the charged and neutral multiplets of the triplet fermions at the colliders. In this article we study such interactions to produce these multiplets of the triplet fermion at the electron-positron and electron-proton colliders at different center of mass energies. We focus on the heavy triplets, for example, having mass in the TeV scale so that their decay products including the SM gauge bosons or Higgs boson can be sufficiently boosted, leading to a fat jet. Hence we probe the mixing between light-heavy mass eigenstates of the neutrinos and compare the results with the bounds obtained by the electroweak precision study.

* arindam.das@het.phys.sci.osaka-u.ac.jp

† smandal@ific.uv.es

‡ tanmoyy@hep1.phys.ntu.edu.tw

1. INTRODUCTION

The observations of the neutrino oscillation phenomena and the flavor mixing [1–16] give a very strong indication of the existence of the tiny neutrino masses. The existence of the neutrino mass is one of the missing pieces in the SM. Therefore to correctly fit the experimental results in, the SM requires to be extended. From the point of view of the low energy theory, one can introduce a dimension-5 operator within the SM which involves the SM Higgs and lepton doublets. Such an operator is known as the very famous Weinberg operator [17] which introduces a violation of the lepton number by two units. The breaking of the electroweak symmetry ensures the generation of the tiny neutrino Majorana masses which is suppressed by the scale of the dimension-5 operator. In the context of the renormalizable theory, the dimension-5 operator is naturally generated by the inclusion of the SM singlet right handed Majorana neutrinos and finally integrating them out. This is called the seesaw mechanism [18–23] which can successfully explain the origin of the tiny neutrino mass, however, hitherto there is no experimental evidence of this simple but extraordinary theoretical aspect. Such non observation opens up the pathway for a variety of neutrino mass generation mechanisms.

Type-III seesaw scenario is one of the most simple scenarios where the SM is extended by an $SU(2)_L$ right handed triplet fermion with zero hypercharge [24] which effectively generates a lepton number violating dimension-5 Weinberg operator. The triplet fermion has neutral and charged multiplets. The neutral component gets involved in the generation of the Majorana mass term for the light neutrinos after the electroweak symmetry breaking which finally generates the mixing between the light-heavy mass eigenstates as it happens in the canonical or type-I seesaw mechanism. These neutral multiplets can be studied at the energy frontier from their production at the different colliders through the mixing. Apart from the neutral multiplets the charged multiplets can also be produced at the collider in the same fashion, however, the charged multiplets can also be produced directly in pair from the SM gauge interactions where a wide variety of phenomenological aspects can be studied involving the prompt and non-prompt decay of the triplet fermions [25–32].

The rich theoretical and phenomenological aspects of the type-III seesaw scenario has been explored in different ways. An $SU(5)$ realization of this scenario from the **24** representation containing both of a triplet fermion and a singlet fermion has been proposed in

[33]. A supersymmetric realization of the SU(5) grand unified theories for the singlet and triplet has been studied in [34, 35]. In this case the triplet can reside in the intermediate scale to reproduce the neutrino oscillation data. A nonsupersymmetric implementation of the type-III seesaw in the framework of SU(5) grand unified theory with the inclusion of the adjoint fermionic multiplet has been studied in [36] which mainly predicts a theory of the light SU(2) triplet fermion with mass at the electroweak scale. It has been mentioned in [36] that due to the gauge coupling of the multiplets of the triplets, they can be pair-produced directly through the Drell-Yan process. Being Majorana in nature, the neutral component of the triplets can show up with a distinct lepton number violating signature at the collider. The grand unified theory inspired non-supersymmetric and supersymmetric renormalizable SU(5) frameworks to study the origin of neutrino masses generated by type-III and type-I seesaw mechanisms have been discussed in [37, 38]. Collider phenomenology of the heavy triplet fermions from such models have been studied in [39–41]. An inverse seesaw realization under the type-III seesaw framework has been studied in [42] involving a singlet hyperchargeless fermion. Another type of type-III seesaw was studied in [43] where an extra U(1) gauge group has been introduced to the SM under the anomaly free scenario [44–46].

The renormalization group evolution of the effective neutrino mass matrix in the SU(2)_L triplet fermion extended SM with emphasis on the threshold effects has been studied in [47]. In the type-III seesaw scenario with degenerate heavy triplets the impact of the renormalization group evolution in the context of perturbativity bounds and vacuum stability of the scalar potential has been studied in [48]. Adding two SU(2)_L triplet fermions with zero hypercharge has been studied to probe electroweak vacuum stability with the nonzero neutrino mass, naturalness and lepton flavor violation in [49]. A simple realization of the triplet fermion under SU(2)_L with a general U(1) extension of the SM has been discussed in [50] where a neutral gauge boson (Z') plays an important role for the triplet fermion in addition to the SM gauge boson mediated processes. Over the years at different center of mass energies and integrated luminosities, LHC is also searching for the fermions triplet under the SU(2)_L group in [51–59] from SM gauge mediated processes using different flavor structures of the Yukawa interaction involving the triplet fermion, SM lepton and Higgs doublets. The latest result from the LHC can be found in which put strong bounds on the triplets lighter than 880 GeV [57] and 590 GeV [59]. This leads us to find a strategy for the heavy triplet fermion search at the energy frontier in the future.

Apart from the collider searches, Lepton Flavor Violating (LFV) [60] and non-unitarity effects in the type-III model have been studied in [61, 62]. In this context it is necessary to mention that such studies have been performed in the context of the type-I seesaw scenario [63–71]. The bounds on the light heavy neutrino mixings from the Eletroweak Precision Data (EWPD) have been studied in [72, 73] which can be considered as the upper limits to constrain the limits on the mass-mixing plane for the triplets.

In this paper we study the production of the TeV scale triplet fermions at electron-positron (e^-e^+) collider. At the e^-e^+ collider the production of the neutral multiplet of the triplet fermion will take place through the s and t channel process in association with the SM leptons. Similarly the charged multiplets of the triplet can be produced from the s and t channel processes in association with the SM leptons, however, they can be produced in pair from the s channel process. If the triplets are in the TeV scale and heavy they can sufficiently boost the decay products such as SM gauge bosons (W, Z) and the SM Higgs (h) which can further produce fat jets from the leading hadronic decay modes. Such a fat jet signature can have a distinctive nature to separate the signal from the SM backgrounds. Following this we study the allowed parameter space in the mass-mixing plane from the associated production of the triplets with SM leptons. We also study the significance of several final states coming from the pair production of the charged multiplets. At the e^+e^- collider we consider two center of mass energies $\sqrt{s} = 1$ TeV and 3 TeV with integrated luminosities at $\mathcal{L} = 1$ ab $^{-1}$, 3 ab $^{-1}$ and 5 ab $^{-1}$, respectively. In this context we mention that in the seesaw scenario a variety of final states have been studied for the linear collider in the literatures [74–84]. We also study the production of the neutral and charged multiplet of the triplet fermion at the electron-proton (e^-p) collider at different center of mass energies, $\sqrt{s} = 1.3$ TeV, 1.8 TeV and 3.46 TeV. As we are concentrating in the heavy mass range of the triplet fermions we expect that their decay products will be sufficiently boosted to probe the mass mixing plane. To do this we fix the collider energy at $\sqrt{s} = 3.46$ TeV (FCC-he) with the luminosity $\mathcal{L} = 1$ ab $^{-1}$, 3 ab $^{-1}$ and 5 ab $^{-1}$, respectively. Studies on the e^-p collider considering the seesaw scenario have been performed in [85–87]. In both of these colliders to identify the fat jet from the boosted decay products of the heavy triplet fermions hence we study the signals and the SM backgrounds. In this context we mention that in the e^-p collider testing the Majorana nature of a fermion could be very interesting because it can show a lepton number violation signature distinctively. Such a process for the seesaw scenario has been studied in

[81, 84].

This paper is organized as follows. In Sec. 2, we discuss the model and the interactions of the triplet fermions with the SM particles. In Sec. 3 we study various production processes of the charged and neutral multiplets of the triplet fermion at the e^-e^+ and e^-p colliders. In Sec. 4 we discuss the complete collider study of various possible final states and calculate the bounds on the mixing angles in the mass-mixing plane. We also compare the results with the existing constraints. In Sec. 5 we discuss the calculated bounds. Finally, in Sec. 6 we conclude.

2. MODEL

The type-III seesaw model is a simple extension of the SM with an $SU(2)_L$ triplet fermion ($\tilde{\Sigma}$) with zero hypercharge. A three generation triplet fermion of this kind can be introduced in this model to generate the neutrino mass. For simplicity we suppress the generation indices. The relevant part of the Lagrangian can be written as

$$\mathcal{L}_{\text{int}} = \mathcal{L}_{\text{SM}} + \text{Tr}(\bar{\tilde{\Sigma}} i \gamma^\mu D_\mu \tilde{\Sigma}) - \frac{1}{2} M_\Sigma \text{Tr}(\bar{\tilde{\Sigma}} \tilde{\Sigma}^c + \bar{\tilde{\Sigma}}^c \tilde{\Sigma}) - \sqrt{2} (\bar{\ell}_L Y^\dagger \tilde{\Sigma} H + H^\dagger \bar{\tilde{\Sigma}} Y \ell_L) \quad (1)$$

where the first term is the kinetic interaction of the triplet and D_μ represents the covariant derivative. \mathcal{L}_{SM} is relevant part of the SM Lagrangian. In the second term of Eq. 1, M_Σ represents the triplet mass parameter. For simplicity we consider M_Σ as a real parameter and the triplets are degenerate in nature. Therefore M_Σ is a real diagonal matrix. Y in the third term of Eq. 1 is the Yukawa coupling between the SM lepton doublet (ℓ_L), SM Higgs doublet (H) and the triplet fermion ($\tilde{\Sigma}$). In this analysis we represent the the relevant SM candidates in the following way

$$\ell_L = \begin{pmatrix} \nu_L \\ e_L \end{pmatrix} \quad \text{and} \quad H = \begin{pmatrix} \phi^0 \\ \phi^- \end{pmatrix}. \quad (2)$$

After the symmetry breaking ϕ^0 acquires the vacuum expectation value and we can express it as $\phi^0 = \frac{v+h}{\sqrt{2}}$ with $v = 246$ GeV. The explicit form of $\tilde{\Sigma}$ and its charge conjugate $\tilde{\Sigma}^c \equiv C \bar{\tilde{\Sigma}}^T$ (C is the charge conjugation operator) are given by

$$\tilde{\Sigma} = \begin{pmatrix} \Sigma^0/\sqrt{2} & \Sigma^+ \\ \Sigma^- & -\Sigma^0/\sqrt{2} \end{pmatrix} \quad \text{and} \quad \tilde{\Sigma}^c = \begin{pmatrix} \Sigma^{0c}/\sqrt{2} & \Sigma^{-c} \\ \Sigma^{+c} & -\Sigma^{0c}/\sqrt{2} \end{pmatrix} \quad (3)$$

whereas D_μ is given by

$$D_\mu = \partial_\mu - i\sqrt{2}g \begin{pmatrix} \frac{W_\mu^3}{\sqrt{2}} & W_\mu^+ \\ W_\mu^- & -\frac{W_\mu^3}{\sqrt{2}} \end{pmatrix} \quad (4)$$

To study the mixing between the SM charged leptons and the charged multiplets of the triplet fermions, it is convenient to express the four degrees of freedom of each of the charged multiplets of the triplet fermions in terms of a single Dirac spinor as $\Sigma = \Sigma_R^- + \Sigma_R^{+c}$. The neutral multiplets of the triplet fermions are two component fermions. Therefore they have the two degrees of freedom. Finally mixing with the SM light neutrinos, these neutral fermions generate tiny neutrino mass through the seesaw mechanism after the electroweak symmetry breaking. With this convention we re-write the Eq. 1 as

$$\begin{aligned} \mathcal{L}_{\text{int}} = & \bar{\Sigma} i \not{\partial} \Sigma + \bar{\Sigma}_R^0 i \not{\partial} \Sigma_R^0 - \bar{\Sigma} M_\Sigma \Sigma - \left(\bar{\Sigma}_R^0 \frac{M_\Sigma}{2} \Sigma_R^{0c} + \text{H.c.} \right) \\ & - \left(\phi^0 \bar{\Sigma}_R^0 Y_\Sigma \nu_L + \sqrt{2} \phi^0 \bar{\Sigma} Y e_L + \phi^+ \bar{\Sigma}_R^0 Y e_L - \sqrt{2} \phi^+ \bar{\nu}_L^c Y^T \Sigma + \text{H.c.} \right) \\ & - g W_\mu^3 \bar{\Sigma} \gamma^\mu \Sigma \end{aligned} \quad (5)$$

After the electroweak symmetry breaking we can derive the mass matrix for charged and neutral sectors. The mass term of the charged leptons shows the usual nature of the Dirac particles and it can be written as

$$-\mathcal{L}_{\text{mass}}^{\text{charged}} = \begin{pmatrix} \bar{e}_R & \bar{\Sigma}_R \end{pmatrix} \begin{pmatrix} m_\ell & 0 \\ Y v & M_\Sigma \end{pmatrix} \begin{pmatrix} e_L \\ \Sigma_L \end{pmatrix} + \begin{pmatrix} \bar{e}_L & \bar{\Sigma}_L \end{pmatrix} \begin{pmatrix} m_\ell & Y^\dagger v \\ 0 & M_\Sigma \end{pmatrix} \begin{pmatrix} e_R \\ \Sigma_R \end{pmatrix} \quad (6)$$

where m_ℓ represents the Dirac mass of the SM charged lepton coming from the well known SM Lagrangian. Similarly the mass term for the neutral fermions can be given as

$$-\mathcal{L}_{\text{mass}}^{\text{neutral}} = \begin{pmatrix} \bar{\nu}_L & \bar{\Sigma}_R^{0c} \end{pmatrix} \begin{pmatrix} 0 & Y^\dagger \frac{v}{2\sqrt{2}} \\ Y^* \frac{v}{2\sqrt{2}} & \frac{M_\Sigma}{2} \end{pmatrix} \begin{pmatrix} \nu_L^c \\ \Sigma_R^0 \end{pmatrix} + \begin{pmatrix} \bar{\nu}_L^c & \bar{\Sigma}_R^0 \end{pmatrix} \begin{pmatrix} 0 & Y^T \frac{v}{2\sqrt{2}} \\ Y \frac{v}{2\sqrt{2}} & \frac{M_\Sigma}{2} \end{pmatrix} \begin{pmatrix} \nu_L \\ \Sigma_R^{0c} \end{pmatrix} \quad (7)$$

In case of a Dirac mass, the charged lepton mass matrix can be diagonalized by a bi-unitary transformation which can be written as

$$\begin{pmatrix} e_L \\ \Sigma_L \end{pmatrix} = \mathcal{U}_L \begin{pmatrix} e'_L \\ \Sigma'_L \end{pmatrix} \quad \text{and} \quad \begin{pmatrix} e_R \\ \Sigma_R \end{pmatrix} = \mathcal{U}_R \begin{pmatrix} e'_R \\ \Sigma'_R \end{pmatrix}. \quad (8)$$

The transformation matrices in Eq. 8 can be written as

$$\mathcal{U}_L = \begin{pmatrix} 1 - \epsilon & Y^\dagger M_\Sigma^{-1} v \\ -M_\Sigma^{-1} Y v & 1 - \epsilon' \end{pmatrix} \quad \text{and} \quad \mathcal{U}_R = \begin{pmatrix} 1 & m_\ell Y^\dagger M_\Sigma^{-2} v \\ -M_\Sigma^{-2} Y m_\ell v & 1 \end{pmatrix} \quad (9)$$

The symmetric neutral lepton mass matrix can be diagonalized by a single unitary which can be written as

$$\begin{pmatrix} \nu_L \\ \Sigma_R^{0c} \end{pmatrix} = \mathcal{V} \begin{pmatrix} \nu'_L \\ \Sigma_R'^{0c} \end{pmatrix} \quad (10)$$

The transformation matrix in Eq. 10 can be written as

$$\mathcal{V} = \begin{pmatrix} (1 - \frac{\epsilon}{2})U_{\text{PMNS}} & \frac{Y^\dagger M_\Sigma^{-1} v}{\sqrt{2}} \\ \frac{-M_\Sigma^{-1} Y v}{\sqrt{2}}(1 - \frac{\epsilon}{2})U_{\text{PMNS}} & 1 - \frac{\epsilon'}{2} \end{pmatrix} \quad (11)$$

In the above expressions $\epsilon = \frac{v^2}{2} Y^\dagger M_\Sigma^{-2} Y$, $\epsilon' = \frac{v^2}{2} M_\Sigma^{-1} Y Y^\dagger M_\Sigma^{-1}$ and U_{PMNS} is the lowest order unitary neutrino mixing matrix from [28, 60] in accordance with [61]. According to [28, 60] ϵ and ϵ' are the small quantities where we can neglect the effects of the higher powers (above 1) of them in the calculations. For a three generation case \mathcal{U}_L , \mathcal{U}_R and \mathcal{V} are the 6×6 unitary matrices. The neutrino mass can be generated by the seesaw mechanism after the diagonalization of the neutral lepton mass matrix in Eq. 7 can be written as

$$m_\nu = -\frac{v^2}{2} Y^T M_\Sigma^{-1} Y \quad (12)$$

Due to the Eqs. 9 and 11, a mixing parameter between the SM lepton and the triplet is generated which affects the interaction of the triplet fermion with the SM leptons through the W , Z and H bosons. The modified charged current (CC) interaction can be written as

$$\begin{aligned} -\mathcal{L}_{\text{CC}} = & \frac{g}{\sqrt{2}} \left(\bar{e} \quad \bar{\Sigma} \right) \gamma^\mu W_\mu^- P_L \begin{pmatrix} (1 + \frac{\epsilon}{2})U_{\text{PMNS}} & -\frac{Y^\dagger M_\Sigma^{-1} v}{\sqrt{2}} \\ 0 & \sqrt{2}(1 - \frac{\epsilon'}{2}) \end{pmatrix} \begin{pmatrix} \nu \\ \Sigma^0 \end{pmatrix} \\ & + \frac{g}{\sqrt{2}} \left(\bar{e} \quad \bar{\Sigma} \right) \gamma^\mu W_\mu^- P_R \begin{pmatrix} 0 & -\sqrt{2}m_\ell Y^\dagger M_\Sigma^{-2} v \\ -\sqrt{2}M_\Sigma^{-1} Y^*(1 - \frac{\epsilon^*}{2})U_{\text{PMNS}}^* & \sqrt{2}(1 - \frac{\epsilon'^*}{2}) \end{pmatrix} \begin{pmatrix} \nu \\ \Sigma^0 \end{pmatrix} \end{aligned} \quad (13)$$

and the modified neutral current (NC) interaction for the charged sector can be written as

$$\begin{aligned} -\mathcal{L}_{\text{NC}}^1 = & \frac{g}{\cos \theta_W} \left(\bar{e} \quad \bar{\Sigma} \right) \gamma^\mu Z_\mu P_L \begin{pmatrix} \frac{1}{2} - \cos^2 \theta_W - \epsilon & \frac{Y^\dagger M_\Sigma^{-1} v}{2} \\ \frac{M_\Sigma^{-1} Y v}{2} & \epsilon' - \cos^2 \theta_W \end{pmatrix} \begin{pmatrix} e \\ \Sigma \end{pmatrix} \\ & + \frac{g}{\cos \theta_W} \left(\bar{e} \quad \bar{\Sigma} \right) \gamma^\mu Z_\mu P_R \begin{pmatrix} 1 - \cos^2 \theta_W & m_\ell Y^\dagger M_\Sigma^{-2} v \\ M_\Sigma^{-2} Y m_\ell v & -\cos^2 \theta_W \end{pmatrix} \begin{pmatrix} e \\ \Sigma \end{pmatrix}. \end{aligned} \quad (14)$$

The modified NC interaction for the neutral sector of the leptons can be written as

$$-\mathcal{L}_{\text{NC}}^2 = \frac{g}{2 \cos \theta_W} \left(\bar{\nu} \quad \bar{\Sigma}^0 \right) \gamma^\mu Z_\mu P_L \begin{pmatrix} 1 - U_{\text{PMNS}}^\dagger \epsilon U_{\text{PMNS}} & \frac{U_{\text{PMNS}}^\dagger Y^\dagger M_\Sigma^{-1} v}{\sqrt{2}} \\ \frac{M_\Sigma^{-1} Y_\Sigma U_{\text{PMNS}} v}{\sqrt{2}} & \epsilon' \end{pmatrix} \begin{pmatrix} \nu \\ \Sigma^0 \end{pmatrix} \quad (15)$$

where θ_W is the Weinberg angle or weak mixing angle. The complete NC interaction can be written as $\mathcal{L}_{\text{NC}} = \mathcal{L}_{\text{NC}}^1 + \mathcal{L}_{\text{NC}}^2$. Finally we write the interaction Lagrangian of the SM leptons, charged and neutral multiplets of the the triplet fermions with the SM Higgs (h) boson. The interaction between the charged sector and the h can be written as

$$\begin{aligned} -\mathcal{L}_H^1 &= \frac{g}{2M_W} \left(\bar{e} \quad \bar{\Sigma} \right) h P_L \begin{pmatrix} -\frac{m_\ell}{v}(1-3\epsilon) & m_\ell Y^\dagger M_\Sigma^{-1} \\ Y(1-\epsilon) + M_\Sigma^{-2} Y m_\ell^2 & Y Y^\dagger M_\Sigma^{-1} v \end{pmatrix} \begin{pmatrix} e \\ \Sigma \end{pmatrix} \\ &+ \frac{g}{2M_W} \left(\bar{e} \quad \bar{\Sigma} \right) P_R \begin{pmatrix} -\frac{m_\ell}{v}(1-3\epsilon^*) & M_\Sigma^{-1} Y^\dagger m_\ell \\ (1-\epsilon^*)Y^\dagger + m_\ell^2 Y_\Sigma^\dagger M_\Sigma^{-2} & M_\Sigma^{-1} Y Y^\dagger v \end{pmatrix} \begin{pmatrix} e \\ \Sigma \end{pmatrix} \end{aligned} \quad (16)$$

and that same between the neutral sector and the SM Higgs can be written as

$$\begin{aligned} -\mathcal{L}_H^2 &= \left(\bar{\nu} \quad \bar{\Sigma}^0 \right) h P_L \begin{pmatrix} \frac{\sqrt{2}m_\nu}{v} & U_{\text{PMNS}}^T m_\nu Y^\dagger M_\Sigma^{-1} \\ (Y - \frac{Y\epsilon}{2} - \frac{\epsilon'^T Y}{2}) U_{\text{PMNS}} & \frac{Y Y^\dagger M_\Sigma^{-1} v}{\sqrt{2}} \end{pmatrix} \begin{pmatrix} \nu \\ \Sigma^0 \end{pmatrix} \\ &+ \left(\bar{e} \quad \bar{\Sigma}^0 \right) P_R \begin{pmatrix} \frac{\sqrt{2}m_\nu}{v} & M_\Sigma^{-1} Y m_\nu U_{\text{PMNS}}^* \\ U_{\text{PMNS}}^* (Y^\dagger - \frac{\epsilon^* Y^\dagger}{2} - \frac{Y^\dagger \epsilon'^* Y}{2}) & \frac{M_\Sigma^{-1} Y Y^\dagger v}{\sqrt{2}} \end{pmatrix} \begin{pmatrix} \nu \\ \Sigma^0 \end{pmatrix} \end{aligned} \quad (17)$$

The quantities m_ℓ and m_ν are the SM charged lepton and tiny light neutrino mass matrices which are real and diagonal, too. The effect of these masses in the collider study will be negligible. Therefore in our further analyses we do not consider the effects coming from them. The complete Higgs interaction can be written as $\mathcal{L}_H = \mathcal{L}_H^1 + \mathcal{L}_H^2$. We want to make a comment that the general expressions calculated independently from Eq. 6 to Eq. 17 in this section match exactly with the expressions given in [28, 60]. The charged multiplets of the triplet fermions can interact with photons (A_μ). The corresponding Lagrangian derived from Eq. 5 can be written as

$$\begin{aligned} -\mathcal{L}_{\gamma\Sigma\Sigma} &= g \sin \theta_W \left(\bar{e} \quad \bar{\Sigma} \right) \gamma^\mu A_\mu P_L \begin{pmatrix} 1 & 0 \\ 0 & 1 \end{pmatrix} \begin{pmatrix} e \\ \Sigma \end{pmatrix} \\ &+ g \sin \theta_W \left(\bar{e} \quad \bar{\Sigma} \right) \gamma^\mu A_\mu P_R \begin{pmatrix} 1 & 0 \\ 0 & 1 \end{pmatrix} \begin{pmatrix} e \\ \Sigma \end{pmatrix}. \end{aligned} \quad (18)$$

At this point we want to mention that in the rest of the text we express the light-heavy mixing by $V_\ell = \frac{Y^T v}{\sqrt{2}M_\Sigma}$ which can easily be obtained from the expressions given in the interactions between Eq. 13 to Eq. 17. The limit on V_ℓ for the electron flavor in the type-III seesaw scenario is $V_e < 0.019$ from the electroweak precision data as stated in [26, 73]. For

the time being we are considering the e^-e^+ and e^-p colliders therefore we probe V_e from a variety of the final states including electron.

Using Eq. 13 to Eq. 17 and the expression for the mixing we calculate the partial decay widths of the neutral multiplet (Σ^0) of the triplet fermion as

$$\begin{aligned}\Gamma(\Sigma^0 \rightarrow \ell^+ W) &= \Gamma(\Sigma^0 \rightarrow \ell^- W) = \frac{g^2 |V_\ell|^2}{64\pi} \left(\frac{M_\Sigma^3}{M_W^2} \right) \left(1 - \frac{M_W^2}{M_\Sigma^2} \right)^2 \left(1 + 2 \frac{M_W^2}{M_\Sigma^2} \right) \\ \Gamma(\Sigma^0 \rightarrow \nu Z) &= \frac{g^2 |V_\ell|^2}{64\pi \cos^2 \theta_W} \left(\frac{M_\Sigma^3}{M_Z^2} \right) \left(1 - \frac{M_Z^2}{M_\Sigma^2} \right)^2 \left(1 + 2 \frac{M_Z^2}{M_\Sigma^2} \right) \\ \Gamma(\Sigma^0 \rightarrow \nu h) &= \frac{g^2 |V_\ell|^2}{64\pi} \left(\frac{M_\Sigma^3}{M_h^2} \right) \left(1 - \frac{M_h^2}{M_\Sigma^2} \right)^2\end{aligned}\quad (19)$$

for the Majorana neutrinos and the partial decay widths of the charged multiplet (Σ^\pm) of the triplet fermion as

$$\begin{aligned}\Gamma(\Sigma^\pm \rightarrow \nu W) &= \frac{g^2 |V_\ell|^2}{32\pi} \left(\frac{M_\Sigma^3}{M_W^2} \right) \left(1 - \frac{M_W^2}{M_\Sigma^2} \right)^2 \left(1 + 2 \frac{M_W^2}{M_\Sigma^2} \right) \\ \Gamma(\Sigma^\pm \rightarrow \ell Z) &= \frac{g^2 |V_\ell|^2}{64\pi \cos^2 \theta_W} \left(\frac{M_\Sigma^3}{M_Z^2} \right) \left(1 - \frac{M_Z^2}{M_\Sigma^2} \right)^2 \left(1 + 2 \frac{M_Z^2}{M_\Sigma^2} \right) \\ \Gamma(\Sigma^\pm \rightarrow \ell h) &= \frac{g^2 |V_\ell|^2}{64\pi} \left(\frac{M_\Sigma^3}{M_h^2} \right) \left(1 - \frac{M_h^2}{M_\Sigma^2} \right)^2,\end{aligned}\quad (20)$$

respectively. M_W , M_Z and M_h are the W , Z and Higgs boson masses respectively in SM. If the mass splitting (ΔM) between the charged (Σ^\pm) and neutral (Σ^0) multiplets induced by the SM gauge bosons is of the order of the pion mass [88], Σ^\pm can show the following additional decay modes

$$\begin{aligned}\Gamma(\Sigma^\pm \rightarrow \Sigma^0 \pi^\pm) &= \frac{2G_F^2 V_{ud}^2 \Delta M^3 f_\pi^2}{\pi} \sqrt{1 - \frac{m_\pi^2}{\Delta M^2}} \\ \Gamma(\Sigma^\pm \rightarrow \Sigma^0 e \nu_e) &= \frac{2G_F^2 \Delta M^5}{15\pi} \\ \Gamma(\Sigma^\pm \rightarrow \Sigma^0 \mu \nu_\mu) &= 0.12 \Gamma(\Sigma^\pm \rightarrow \Sigma^0 e \nu_e)\end{aligned}\quad (21)$$

which are independent of the free parameters. The value of the Fermi Constant, G_F is $1.1663787 \times 10^{-5} \text{ GeV}^{-2}$, the CKM matrix element V_{ud} is 0.97420 ± 0.00021 and the π meson decay constant, f_π , can be taken as 0.13 GeV from [89]. The Branching ratios (Br) of Σ^0 and Σ^\pm into the SM particles are shown in left panel and right panel of Fig. 1 as a function of M_Σ for $V_e = 0.019$, $V_\mu = 0$ and $V_\tau = 0$. The Branching ratios (Br) of Σ^0 and Σ^\pm into the SM particles are shown in left panel and right panel of Fig. 2 as a function of M_Σ for $V_e = V_\mu = 0.0001$ and $V_\tau = 0$. In this paper for the further analyses we consider the

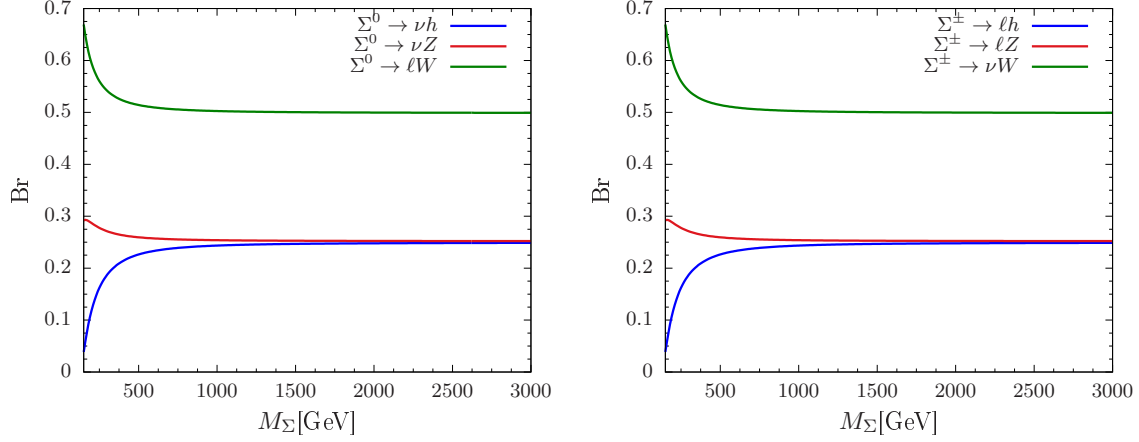


FIG. 1. Branching ratio (Br) of Σ^0 (left) and Σ^\pm (right) into the SM particles as a function of M_Σ for $V_e = 0.019$, $V_\mu = 0$ and $V_\tau = 0$.

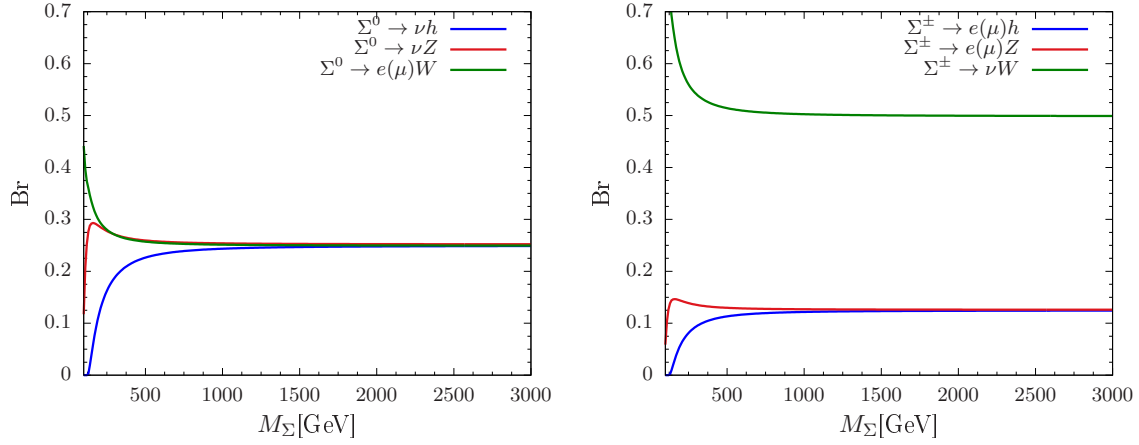


FIG. 2. Branching ratio (Br) of Σ^0 (left) and Σ^\pm (right) into the SM particles as a function of M_Σ for $V_e = V_\mu = 0.0001$ and $V_\tau = 0$.

case with $V_e = 0.019$, $V_\mu = 0$ and $V_\tau = 0$ to generate the events and finally to estimate the bounds on the $|V_e|^2$.

3. PRODUCTION CROSS-SECTION AND DECAY MODES OF THE $SU(2)_L$ TRIPLETS

The production of the triplet fermion at the e^-e^+ and e^-p colliders will be followed by its interactions with the SM gauge bosons as described in the Sec. 2. At the e^-e^+ collider the triplet fermion can be produced from the s and t channel processes being mediated by the

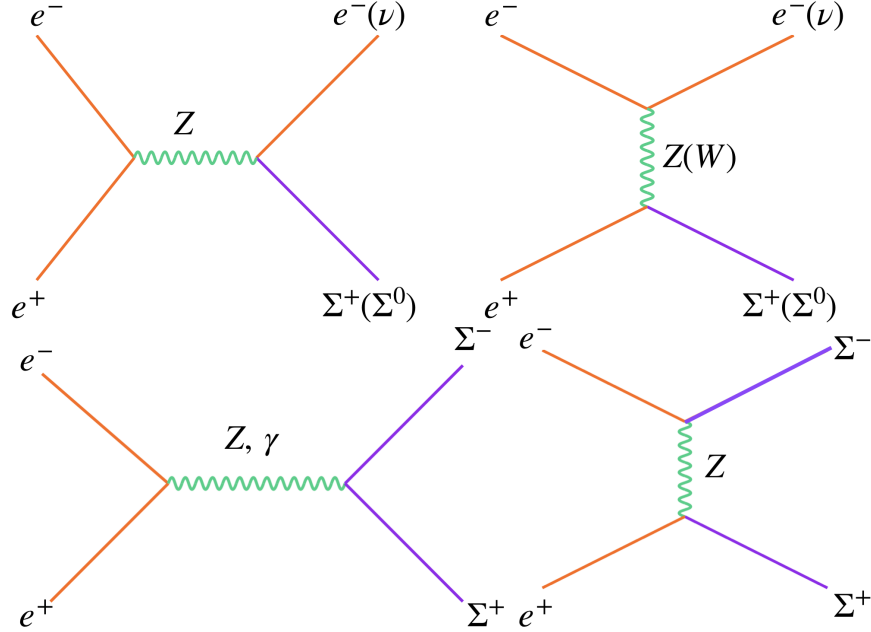


FIG. 3. The production modes of the Σ^0 and Σ^\pm at the e^-e^+ collider.

photon (γ), W boson and Z boson respectively. The corresponding production modes are given in Fig. 3. The associate production of Σ^0 and $\Sigma^+(\Sigma^-)$ with the SM leptons (electron and neutrino) are suppressed by the light-heavy mixing square ($|V_e|^2$). These production modes have been shown in the upper panel of the Fig. 3. At the e^+e^- collider there is another interesting production channel where Σ^\pm is produced in pair from the Z and γ mediated processes. Such a pair-production process is direct, i. e., not suppressed by the light-heavy mixing. The corresponding production mode is given in the lower panel of Fig. 3.

The cross sections of different production modes of the triplet fermion at the e^-e^+ collider are shown in Fig. 4. In the upper panel of Fig. 4 we show the production cross sections of the triplet for fixed M_Σ but varying the center of mass energy from 500 GeV to 3 TeV. In this case we fix the triplet mass at 500 GeV (upper, left) and 1 TeV (upper, right) respectively. In the lower panel we show the production cross section as a function of M_Σ fixing the center of mass energy at 1 TeV (lower, left) and 3 TeV (lower, right) respectively. The triplet fermion can be produced at the e^-p collider in association with a jet through the t channel process exchanging the W and Z bosons. The production process is shown in Fig. 5. We consider this process at $\sqrt{s} = 1.3$ TeV, 1.8 TeV and 3.46 TeV, respectively. At the e^-p collider the electron beam energy has been fixed at 60 GeV but proton beam energies are 7 TeV, 13.5

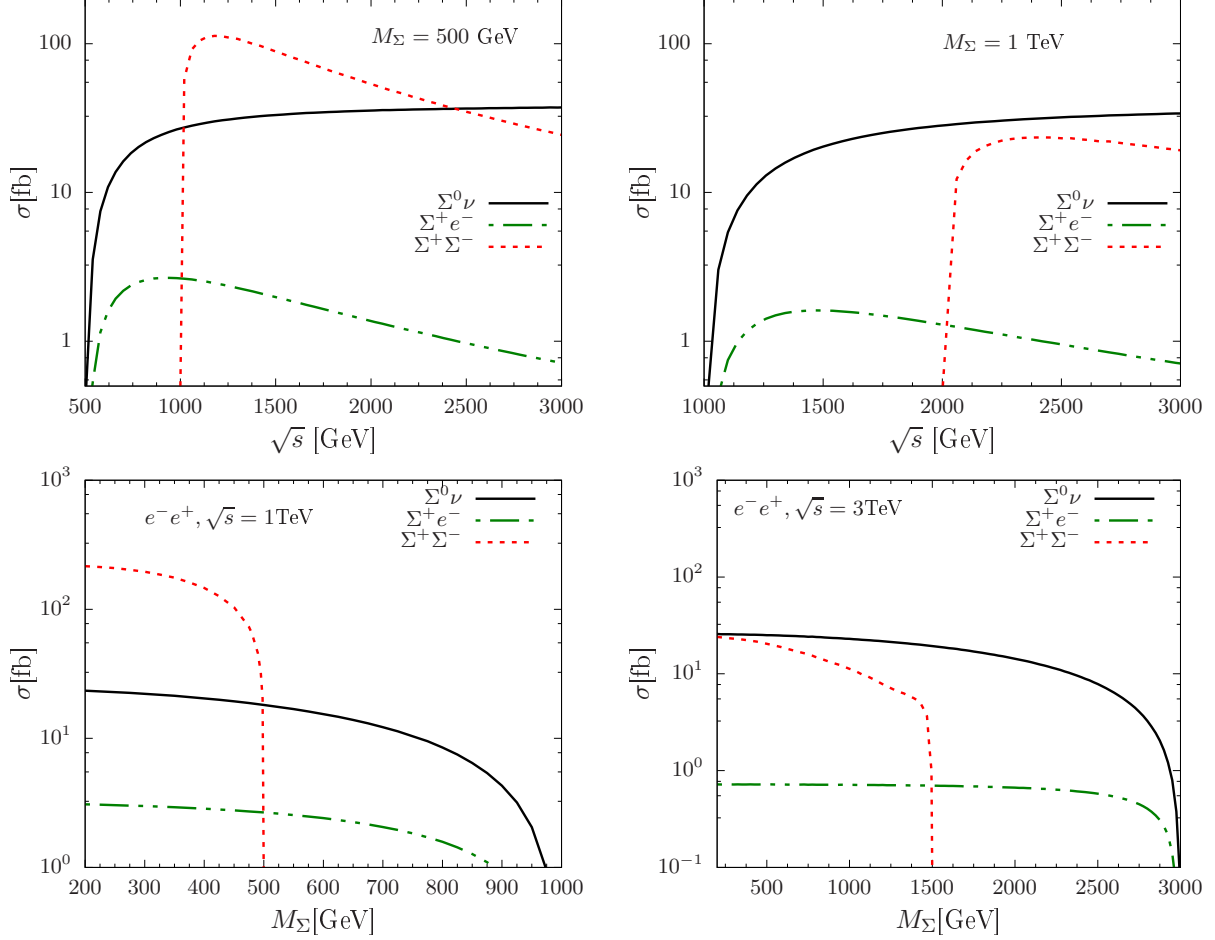


FIG. 4. Cross section for the triplet fermion production at the e^-e^+ collider. The production cross sections for the varying center of mass energy (\sqrt{s}) are shown in the upper panel fixing the mass of the triplet at $M_\Sigma = 500$ GeV (upper, left) and at $M_\Sigma = 1$ TeV (upper, right) respectively. The production cross sections of the triplet fermion as a function of mass are shown in the lower panel for two different values of \sqrt{s} at 1 TeV (lower, left) and 3 TeV (lower, right), respectively. To calculate the associate production of the Σ^\pm, Σ^0 with the SM leptons we consider $V_e = 0.019$ [26, 73], however, the pair production of $\Sigma^+ \Sigma^-$ is direct.

TeV and 50 TeV, respectively. The production processes of the $\Sigma^0 j$ and $\Sigma^- j$ are suppressed by the corresponding light-heavy mixing. The production cross sections are shown in Fig. 6 as a function of the M_Σ for fixed center of mass energy (\sqrt{s}).

After the production of Σ^0 and Σ^\pm at the e^-e^+ and e^-p colliders, the particles will decay into the respective modes according to Eqs. 19 and 20. In this article we consider the heavier triplet fermion so that it can sufficiently boost the decay products to form a fat jet hence

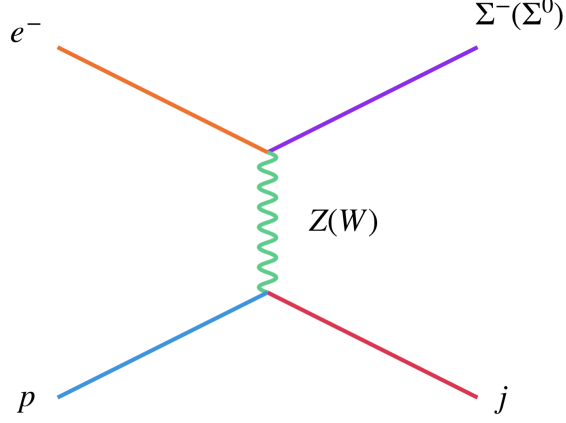


FIG. 5. The production modes of the Σ^0 and Σ^- at the e^-p collider which is suppressed by $|V_\ell|^2$.

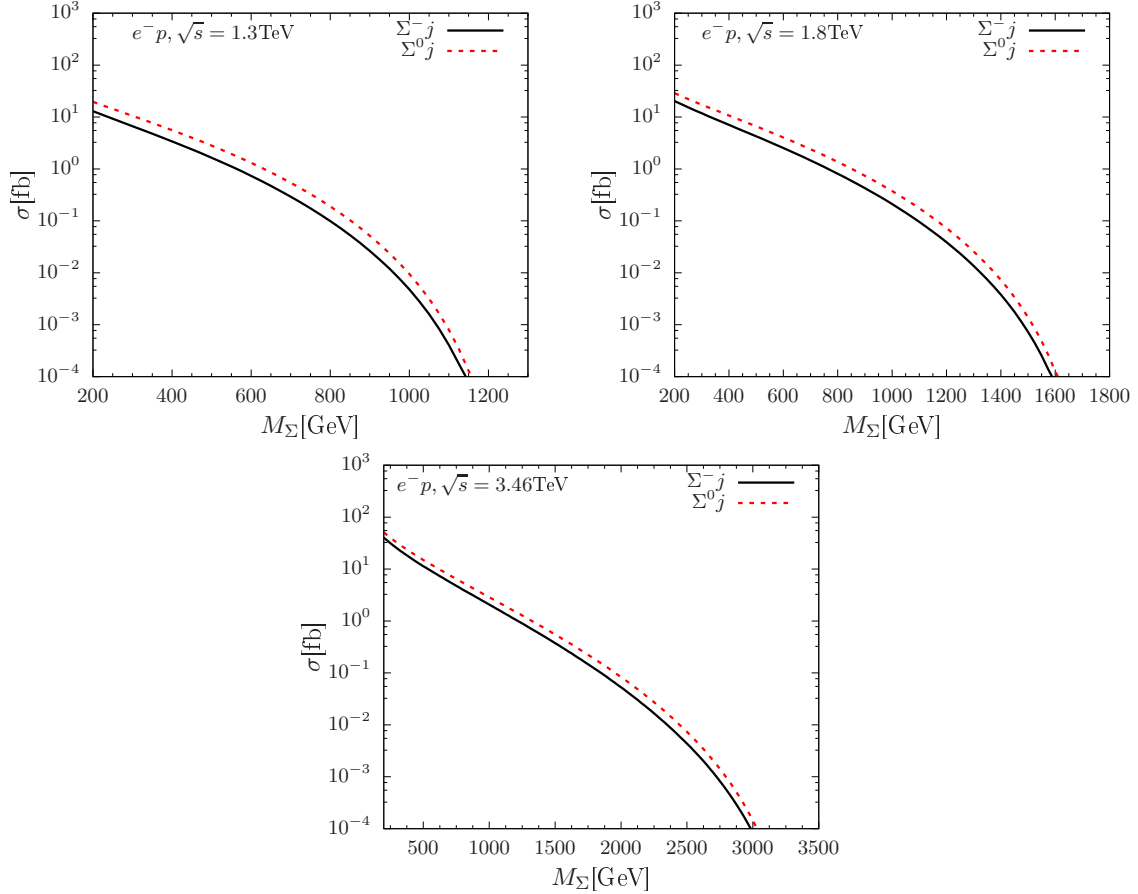


FIG. 6. Cross-section for the processes, $\Sigma^0 j$ and $\Sigma^- j$ in the e^-p collider as a function of M_Σ with fixed \sqrt{s} at 1.3 TeV (top, left), 1.8 TeV (top, right) and 3.46 TeV (bottom). We have considered $V_e = 0.019$ [26, 73] to calculate the production cross sections.

we study the signal and the SM backgrounds.

4. COLLIDER ANALYSIS

To find the discovery prospect we first implement the model in FeynRules [90] framework, generated signal and the SM backgrounds using the Monte Carlo event generator MadGraph5-aMCNLO [91]. For the subsequent decay, initial state radiation, final state radiation and hadronisation, we have used Pythia6 [92] for e^-p and Pythia8 [93] for e^-e^+ colliders respectively. We have considered the high mass regime of the triplet so that the daughter particles from triplet can be sufficiently boosted. Due to large mass gap between triplet fermion and the SM gauge bosons (W, Z) and SM Higgs (h), the hadronic decay modes of W , Z and h can be collimated so that we will have a single jet called fat jet (J). The fat jet topology is a very powerful tool to significantly reduce the SM backgrounds. We perform the detector simulation using Delphes-3.4.1 [94]. The detector card for the e^-p collider has been obtained from [95]. We use the ILD card for the e^-e^+ collider in Delphes. In our analysis the jets are reconstructed by Cambridge-Aachen algorithm [96, 97] implemented in Fastjet [98, 99] package with the radius parameter as $R = 0.8$. We study the production of the triplet fermion and its subsequent decay modes at the e^-e^+ and e^-p colliders respectively. We consider two scenarios at e^-e^+ collider where the center of mass energies are $\sqrt{s} = 1$ TeV and 3 TeV. For e^-p collider, we consider the case of where $\sqrt{s} = 3.46$ TeV. In this case the electron and proton beam energies are 60 GeV and 50 TeV respectively.

At the e^-e^+ collider the following set of signals after the production of the triplet fermion can be found:

1. $e^-e^+ \rightarrow \Sigma^0 \nu$ ($\Sigma^\pm e^\mp$), $\Sigma^0 \rightarrow e^\mp W^\mp$ ($\Sigma^\pm \rightarrow \nu W^\pm$), $W^\mp \rightarrow J$, where J is the fat jet coming from boosted W boson. The corresponding Feynman diagram is shown in Fig. 7.
2. $e^-e^+ \rightarrow \Sigma^0 \nu$ ($\Sigma^\pm e^\mp$), $\Sigma^0 \rightarrow h \nu$ ($\Sigma^\pm \rightarrow e^\pm h$), $h \rightarrow J_b$, where J_b is the fat b-jet coming from the boosted SM Higgs decay. The corresponding Feynman diagram is shown in Fig. 13.
3. $e^-e^+ \rightarrow \Sigma^+ e^-$, $\Sigma^+ \rightarrow e^+ Z$, $Z \rightarrow J$. The corresponding Feynman diagram is shown in Fig. 15.

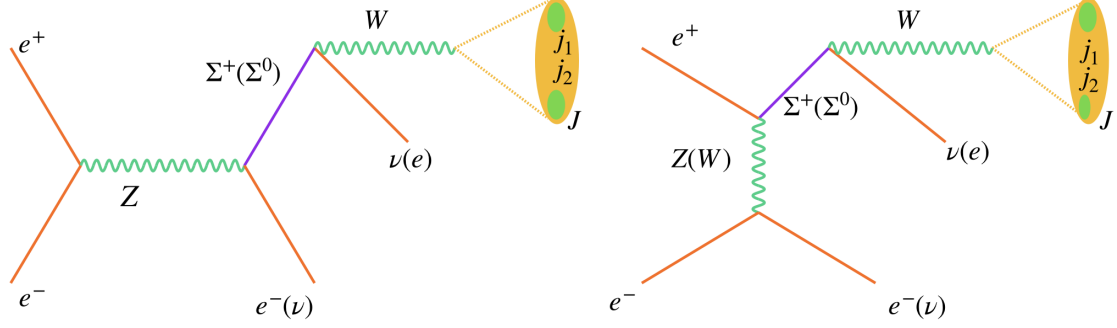


FIG. 7. Fat jet (J) production from the Σ^+ and Σ^0 at the e^+e^- collider from the s -channel (left) and t -channel (right) processes.

4. $e^-e^+ \rightarrow \Sigma^+\Sigma^-$, $\Sigma^\pm \rightarrow W^\pm\nu$, $W^\pm \rightarrow J$. The corresponding Feynman diagram is shown in Fig. 17.

At e^-p collider we study the signal $e^-p \rightarrow \Sigma^0 j$ ($\Sigma^- j$) followed by $\Sigma^0 \rightarrow e^\pm W^\mp$, $W^\mp \rightarrow J$ ($\Sigma^0 \rightarrow \nu W^-$, $W^- \rightarrow J$). The corresponding Feynman diagram is shown in Fig. 19. As the production cross section for $\Sigma^0 j$ at ep collider quickly decreases with increasing triplet mass, we decide to study the signal coming from the dominant decay mode $\Sigma^0 \rightarrow eW$.

For the analyses of the signal and background events we use the following set of basic cuts:

1. electrons in the final state should have the following transverse momentum (p_T^e) and pseudo-rapidity ($|\eta^e|$): $p_T^e > 10$ GeV, $|\eta^e| < 2.5$ (for ep collider, $|\eta^e| < 5$).
2. jets are ordered in p_T and they should have $p_T^j > 10$ GeV and $|\eta^j| < 2.5$ (for e^-p collider, $|\eta^j| < 5$).
3. leptons should be separated by $\Delta R_{\ell\ell} > 0.2$.
4. the jets and leptons should be separated by $\Delta R_{\ell j} > 0.3$.
5. fat Jet is constructed with radius parameter $R = 0.8$.

4.1. Analysis for the final state $e^\pm + J + p_T^{miss}$ at $\sqrt{s} = 1$ TeV and 3 TeV e^-e^+ colliders

The final state $e^\pm + J + p_T^{miss}$ arises from the production of $e^-e^+ \rightarrow \Sigma^0\nu$ and the subsequent decay of Σ^0 to its dominant channel $e^\pm W^\mp$ at the e^-e^+ collider. The corresponding Feynman

diagram is given in Fig. 7. The W boson can further decay to pair of jets. As we are considering heavy mass region of the triplet fermion, the W boson will be boosted and its hadronic decay products, jets, will be collimated such that they can form a fat jet (J).

There are a number of SM process like $\nu_e e W$, WW , ZZ and $t\bar{t}$ which can mimic this final state which are the significant SM backgrounds. Among these channels $\nu_e e W$ and WW give the dominant contributions. We have shown the normalized distributions of missing momentum, $|\cos \theta_e|$, fat jet p_T , leading lepton p_T and fat jet invariant mass distributions in Figs. 8-12 for the signal from $e^-e^+ \rightarrow \Sigma^0 \nu$ and the SM backgrounds. For these distributions we have chosen the benchmark points $M_\Sigma = 900$ GeV at $\sqrt{s} = 1$ TeV and $M_\Sigma = 1, 2$ TeV at $\sqrt{s} = 3$ TeV. Note that for the case of the SM backgrounds, the invariant mass distribution of the fat jet (m_J) has also low energy peaks ($m_J \leq 25$ GeV) which come from the hadronic activity of the low energy jets. Hence, a high m_J cut will be useful to reduce SM backgrounds.

Due to the heavy mass of the triplet fermion, the leading lepton and the fat jet p_T distributions for the signal will be in the high values than the SM backgrounds. Hence the high p_T cut for leading lepton and fat jet will be effective to reduce SM background. At this point we would like to mention that the same final state can also be obtained from $e^-e^+ \rightarrow \Sigma^\pm e^\mp$. We have found that the p_T distribution for the electron is mostly in the low momentum range for this channel. The application of the high p_T cut for the electron applied in the $\Sigma^0 \nu$ channel will significantly cut this channel out so that its contribution becomes negligible. The high p_T cut for the electron from the $\Sigma^0 \nu$ process is required because the electron in this process is coming from the heavy triplet in contrary to the $\Sigma^\pm e^\mp$ process. Hence in the further analyses we neglect events from the $\Sigma^\pm e^\mp$ process.

The polar angle variable for the electron $\cos \theta_e$ in Fig. 9 is defined as $\theta_e = \tan^{-1} \left(\frac{p_T^e}{p_z^e} \right)$ where p_z^e is the z component of the three momentum of the electron. At the e^-e^+ collider the polar angle cut is very effective to reduce the SM backgrounds.

To study this process we have chosen the the triplet mass $M_\Sigma = 800$ GeV-950 GeV for $\sqrt{s} = 1$ TeV and $M_\Sigma = 800$ GeV-2.9 TeV for $\sqrt{s} = 3$ TeV. In view of the distributions in Figs. 8-12, we have used the following set of advanced selection cuts to reduce the SM backgrounds further:

- Advanced cuts for $M_\Sigma = 800$ GeV-900 GeV at the $\sqrt{s} = 1$ TeV e^-e^+ collider after the detector simulation:

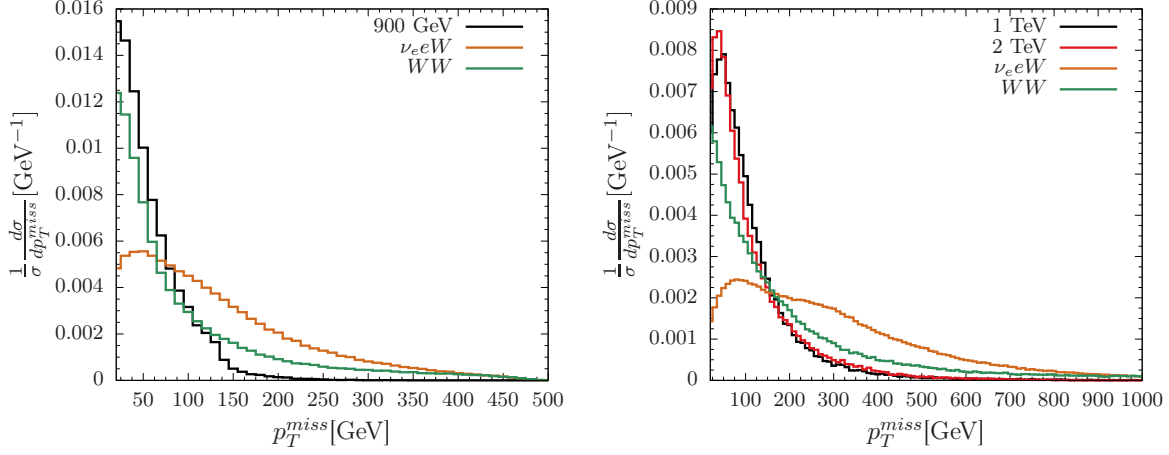


FIG. 8. Normalized missing momentum distributions of the signal and background events for $M_\Sigma = 900$ GeV at the $\sqrt{s} = 1$ TeV (left panel) and $M_\Sigma = 1, 2$ TeV at the $\sqrt{s} = 3$ TeV (right panel) at e^-e^+ colliders.

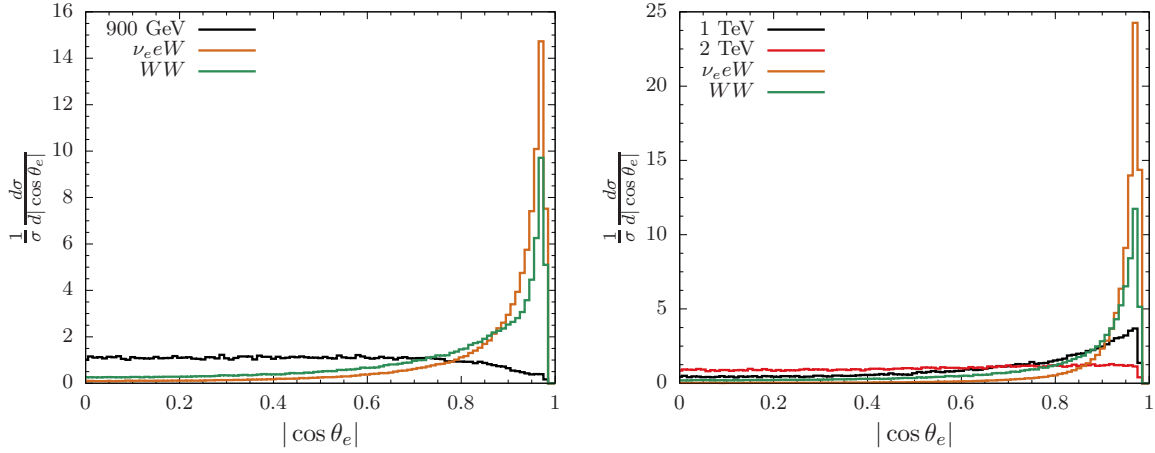


FIG. 9. Same as in Fig. 8, but now for $\cos \theta_e$ distribution.

1. polar angle of the lepton and the fat jet $|\cos \theta_e| < 0.9$.
2. transverse momentum for the fat jet $p_T^J > 300$ GeV.
3. transverse momentum for the leading lepton $p_T^{\ell^\pm} > 300$ GeV.
4. fat jet mass $m_J > 70$ GeV.

- Advanced cuts for $M_\Sigma = 800$ GeV-2.9 TeV at the $\sqrt{s} = 3$ TeV e^-e^+ collider after the detector simulation:

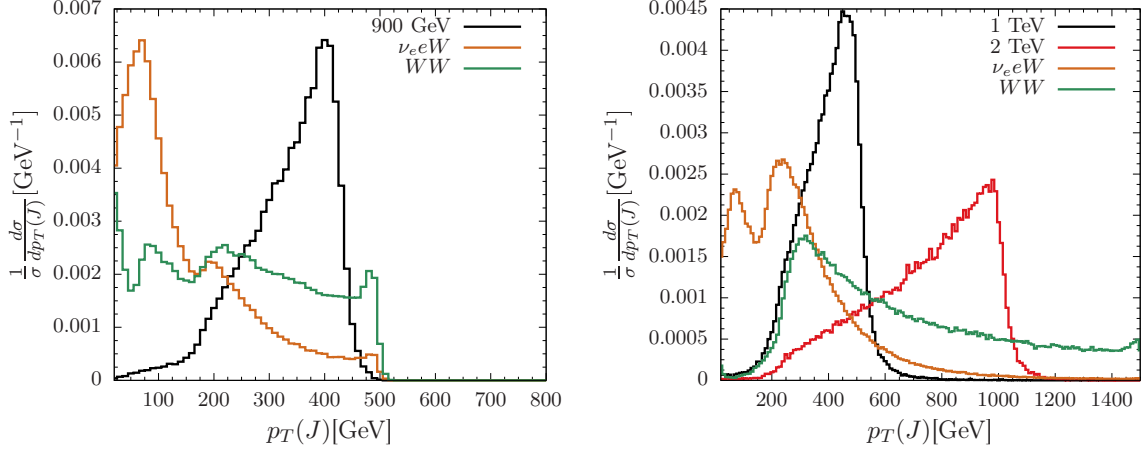


FIG. 10. Same as in Fig. 8, but now for fat jet p_T distribution.

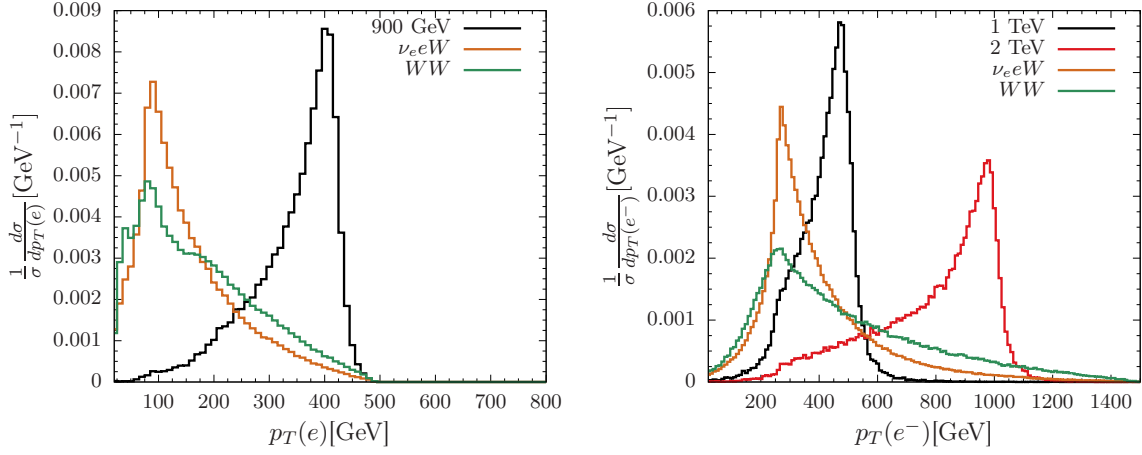


FIG. 11. Same as in Fig. 8, but now for leading lepton p_T distribution.

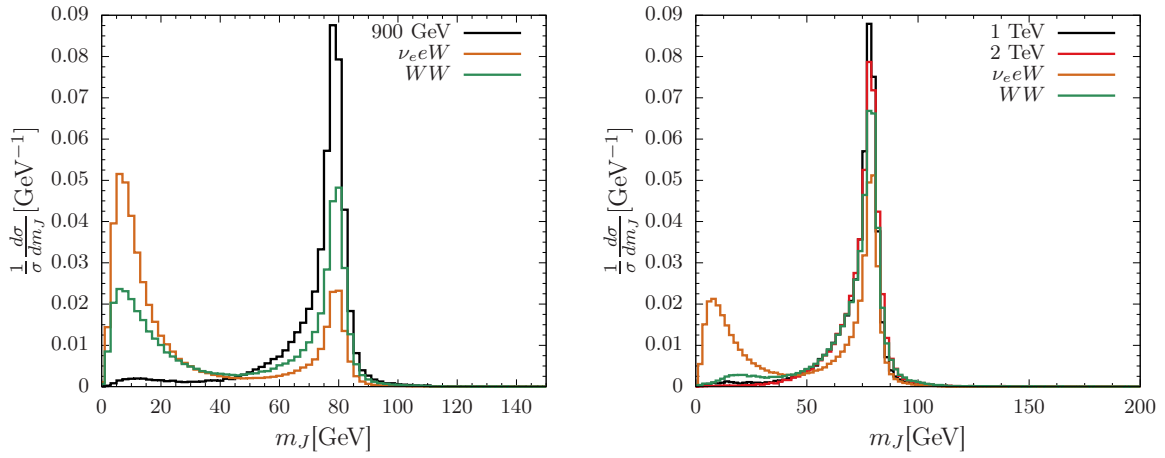


FIG. 12. Same as in Fig. 8, but now for invariant mass distribution of fat jet.

Cuts	Signal[fb]	Background[fb]				Total [fb]
		$\nu_e e W$	WW	ZZ	$t\bar{t}$	
Basic Cuts	0.898	418.647	98.415	0.476	149.562	667.101
$ \cos \theta_e \leq 0.9$	0.863	165.196	58.901	0.290	149.551	373.938
$p_T^J > 300$ GeV	0.679	46.136	35.567	0.073	149.418	231.194
$p_T^e > 300$ GeV	0.653	17.829	13.338	0.033	0.010	31.211
$m_J > 70$ GeV	0.552	13.905	10.327	0.027	0.009	24.269

TABLE I. Cut flow for the signal and background cross-sections for the final state $e^\pm + J + p_T^{miss}$ for $M_\Sigma = 900$ GeV at the $\sqrt{s} = 1$ TeV e^-e^+ collider.

1. polar angle of the lepton and the fat jet $|\cos \theta_e| < 0.9$.
2. transverse momentum for the fat jet $p_T^J > 200$ GeV for $800 \text{ GeV} \leq M_\Sigma \leq 1.5$ TeV and $p_T^J > 500$ GeV for $1.6 \text{ TeV} \leq M_\Sigma \leq 2.9$ TeV.
3. transverse momentum for the leading lepton $p_T^{e^\pm} > 200$ GeV for $800 \text{ GeV} \leq M_\Sigma \leq 1.5$ TeV and $p_T^{e^\pm} > 500$ GeV for $1.6 \text{ TeV} \leq M_\Sigma \leq 2.9$ TeV.
4. fat jet mass $m_J > 70$ GeV.

We have shown the cut flow for $M_\Sigma = 900$ GeV (at $\sqrt{s} = 1$ TeV) and $M_\Sigma = 1, 2$ TeV (at $\sqrt{s} = 3$ TeV) in Tables. **I-III**. Note that setting the important variable $\cos \theta_e$ as $|\cos \theta_e| \leq 0.9$ puts a very strong cut for the SM backgrounds. To study the heavier triplet fermion at the

Cuts	Signal[fb]	Background[fb]				Total [fb]
		$\nu_e e W$	WW	ZZ	$t\bar{t}$	
Basic Cuts	4.611	267.680	12.686	0.138	0.182	280.687
$ \cos \theta_e \leq 0.9$	3.418	49.100	6.198	0.059	0.150	55.508
$p_T^J > 200$ GeV	3.318	38.553	6.165	0.057	0.146	44.921
$p_T^e > 200$ GeV	3.265	36.982	5.773	0.047	0.083	42.886
$m_J > 70$ GeV	2.499	27.159	4.484	0.040	0.077	31.760

TABLE II. Cut flow for the signal and background cross-sections for the final state $e^\pm + J + p_T^{miss}$ for $M_\Sigma = 1$ TeV at the $\sqrt{s} = 3$ TeV e^-e^+ collider.

Cuts	Signal[fb]	Background[fb]				Total [fb]
		$\nu_e e W$	WW	ZZ	$t\bar{t}$	
Basic Cuts	2.751	267.680	12.686	0.138	0.182	280.687
$ \cos \theta_e \leq 0.9$	2.474	49.100	6.198	0.059	0.150	55.508
$p_T^J > 500$ GeV	2.250	19.555	5.948	0.053	0.131	25.687
$p_T^e > 500$ GeV	2.223	15.591	4.346	0.034	0.043	20.015
$m_J > 70$ GeV	1.802	12.897	3.473	0.029	0.042	16.441

TABLE III. Cut flow for the signal and background cross-sections for the final state $e^\pm + J + p_T^{miss}$ for $M_\Sigma = 2$ TeV at the $\sqrt{s} = 3$ TeV e^-e^+ collider.

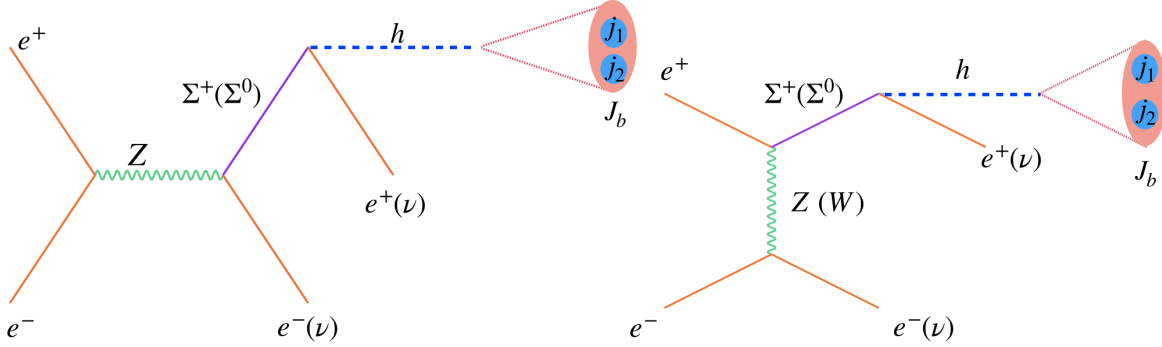


FIG. 13. Fat b-jet (J_b) production from the Σ^+ and Σ^0 at the e^-e^+ collider from the s-channel (left) and t-channel (right) processes.

$\sqrt{s} = 3$ TeV e^-e^+ collider we have chosen stronger cuts for the transverse momenta of the lepton and fat jet to reduce the SM backgrounds.

4.2. Analysis for the final state $J_b + p_T^{miss}$ at $\sqrt{s} = 3$ TeV e^-e^+ collider

This final state $J_b + p_T^{miss}$ arises from the production of $e^-e^+ \rightarrow \Sigma^0\nu$ (conjugate process implied) and the subsequent decay Σ^0 to $h\nu$ at the e^-e^+ collider. The corresponding Feynman diagram is given in Fig. 13. The SM Higgs (h) branching ratio is ($\sim 60\%$) to $b\bar{b}$ at $m_h = 125$ GeV which is the reason for our consideration of this channel. As h is boosted in our case, we will have a collimated fat-b jet. For this final state the dominant SM backgrounds come from the process $h\nu_\ell\bar{\nu}_\ell$ and $Z\nu_\ell\bar{\nu}_\ell$. Backgrounds can also come from

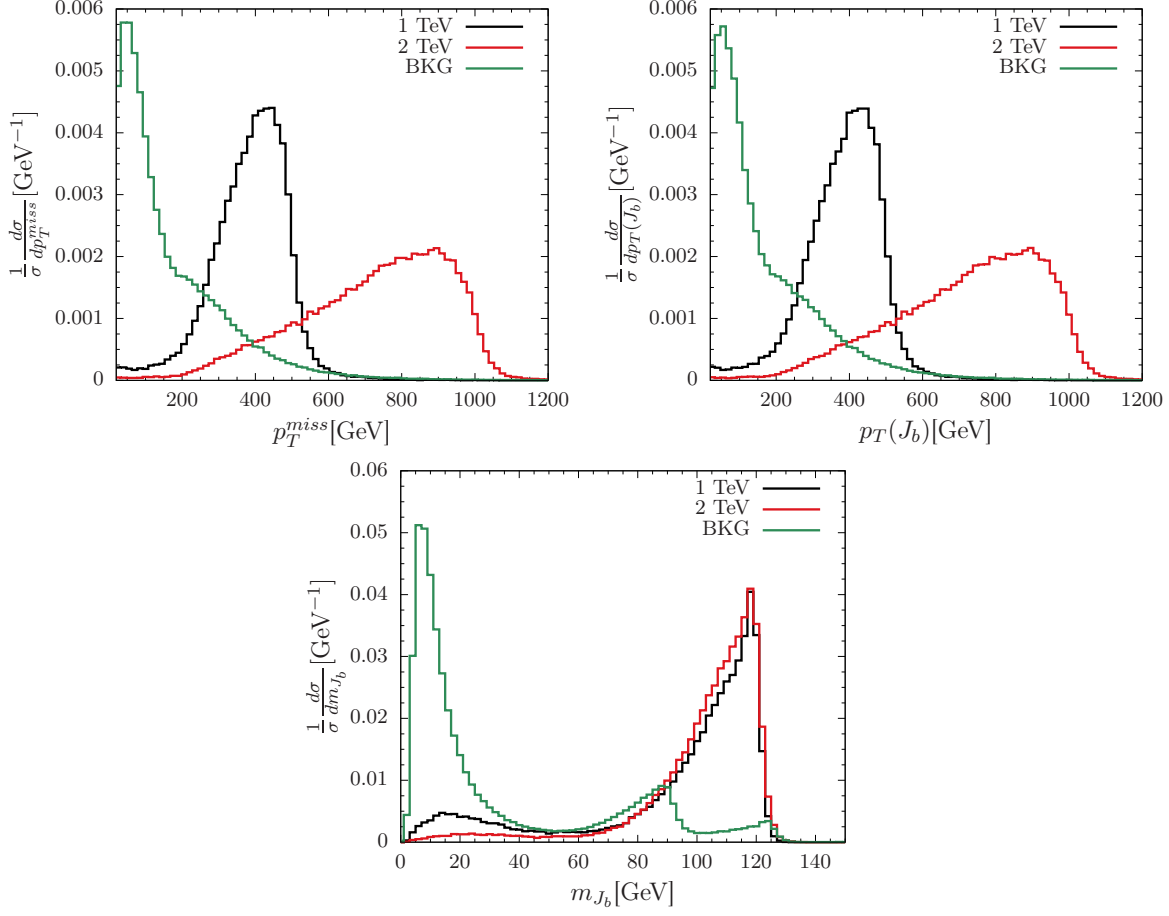


FIG. 14. Normalized distributions of missing momentum, fat-b p_T and fat-b invariant mass of the signal and background events for $M_\Sigma = 1, 2$ TeV at the $\sqrt{s} = 3$ TeV at e^-e^+ colliders.

the processes like Zh and ZZ , with subsequent decays of the Z boson into the light neutrinos and $h \rightarrow b\bar{b}$. We have combined all the SM backgrounds at the time of the event generation. In this work, we consider a flat 70% tagging efficiency for each of the daughter b jets coming from the Higgs decay.

We have shown the normalized distributions for missing momentum, p_T of the fat-b and invariant mass m_{J_b} in Fig. 14. These distributions are given for $M_\Sigma = 1, 2$ TeV at $\sqrt{s} = 3$ TeV e^-e^+ collider along with SM backgrounds. The invariant mass distribution of the fat-b coming from the h decay peaks around the Higgs mass for the signal. Hence a cut like $m_{J_b} > 100$ GeV sets a strong constraint on SM backgrounds. Missing momentum and the p_T distribution of the fat-b for the signal will likely be in the high values compared to the SM backgrounds due to high mass of triplet fermion. We have considered the mass

range $M_\Sigma = 800 \text{ GeV} - 2.9 \text{ TeV}$ for $\sqrt{s} = 3 \text{ TeV}$. In view of these distributions of Fig. 14, we impose the following set of advanced selection cuts to reduce the SM backgrounds further:

1. missing energy, $p_T^{miss} > 300 \text{ GeV}$ for $800 \text{ GeV} \leq M_\Sigma \leq 1.5 \text{ TeV}$ and $p_T^{miss} > 500 \text{ GeV}$ for $1.6 \text{ TeV} \leq M_\Sigma \leq 2.9 \text{ TeV}$.
2. transverse momentum for J_b , $p_T^{J_b} > 300 \text{ GeV}$ for $800 \text{ GeV} \leq M_\Sigma \leq 1.5 \text{ TeV}$ and $p_T^{J_b} > 500 \text{ GeV}$ for $1.6 \text{ TeV} \leq M_\Sigma \leq 2.9 \text{ TeV}$.
3. fat-b mass, $m_{J_b} > 100 \text{ GeV}$.

Cuts	Signal[fb]	Background[fb]
Basic Cuts	1.203	126.225
$p_T^{miss} > 300 \text{ GeV}$	1.007	21.664
$p_T^{J_b} > 300 \text{ GeV}$	1.004	21.449
$m_{J_b} > 100 \text{ GeV}$	0.713	6.470

TABLE IV. Cut flow for the signal and background cross sections for the final state $J_b + p_T^{miss}$ for $M_\Sigma = 1 \text{ TeV}$ at the $\sqrt{s} = 3 \text{ TeV}$ linear collider.

Cuts	Signal[fb]	Background[fb]
Basic Cuts	0.887	126.225
$p_T^{miss} > 500 \text{ GeV}$	0.757	5.025
$p_T^{J_b} > 500 \text{ GeV}$	0.756	5.004
$m_{J_b} > 100 \text{ GeV}$	0.571	1.501

TABLE V. Cut flow for the signal and background cross sections for the final state $J_b + p_T^{miss}$ for $M_\Sigma = 2 \text{ TeV}$ at the $\sqrt{s} = 3 \text{ TeV}$ e^-e^+ collider.

We have shown the cut flow for two benchmark points $M_\Sigma = 1 \text{ TeV}$ and 2 TeV at $\sqrt{s} = 3 \text{ TeV}$ in Table. IV and V, respectively.

4.3. Analysis for the final state $e^-e^+ + J$ at $\sqrt{s} = 3 \text{ TeV}$ e^-e^+ collider

In this section we discuss the potential to test Σ^+ in $e^-e^+ \rightarrow e^-\Sigma^+$ mode (conjugate process implied) followed by $\Sigma^+ \rightarrow e^+Z \rightarrow e^-e^+J$ at the $\sqrt{s} = 3 \text{ TeV}$ e^-e^+ collider. The

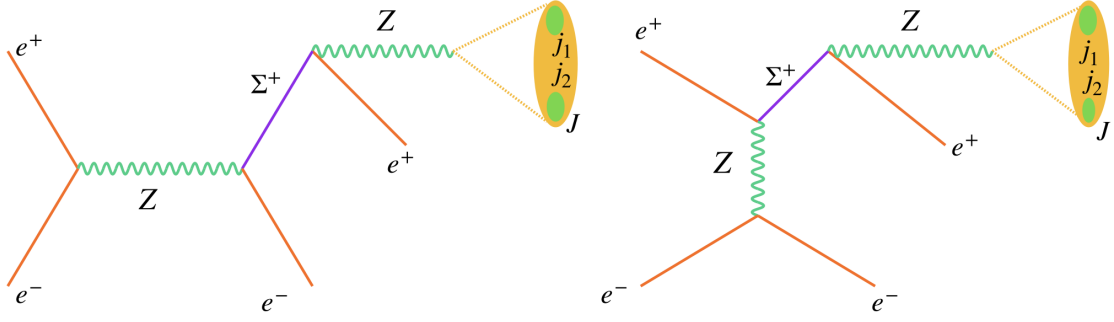


FIG. 15. Fat jet (J) production from the Σ^+ at the e^-e^+ collider from the s -channel (left) and t -channel (right) processes.

corresponding Feynman diagram is given in Fig 15. There exist several SM backgrounds for this process. The dominant background arises from $Z/\gamma jj$ whereas, $t\bar{t}$, WWZ , $WWjj$ and, $WZjj$ constitute subdominant contributions. In order to find the optimized cuts we first plotted normalized distributions of the leading, subleading electrons and the leading fat jet in Fig. 16 for signal and leading SM background for two benchmark points $M_\Sigma = 1$ TeV and 2.2 TeV respectively. Note that as in before these distributions are generated with basic cuts.

Our focus of interest is $800 \text{ GeV} \leq M_\Sigma \leq 2.9 \text{ TeV}$. Based on the normalized distributions in Fig. 16, we have applied following set of advanced selection cuts:

1. the fat jet transverse momentum is required to be $p_T^J > 150 \text{ GeV}$.
2. the jet mass should be $80 \text{ GeV} < m_J < 100 \text{ GeV}$.
3. the p_T of the leading electron is chosen to be $p_T^{e_1} > 350 \text{ GeV}$, while p_T of the subleading electron, $p_T^{e_2}$ assumed to be $> 200 \text{ GeV}$ for $900 \text{ GeV} \leq M_\Sigma \leq 1.4 \text{ TeV}$, $> 100 \text{ GeV}$ for $1.6 \text{ TeV} \leq M_\Sigma \leq 2.4 \text{ TeV}$ and, $> 40 \text{ GeV}$ for $2.6 \text{ TeV} \leq M_\Sigma \leq 3.0 \text{ TeV}$.

For the chosen M_Σ range the subleading recoils against the Σ^+ . Therefore we found that for the heavier Σ^+ the significances improves significantly with lower $p_T^{e_2}$. The impact of the event selection cuts are provided in Table VI for $M_\Sigma = 1 \text{ TeV}$ for illustration.

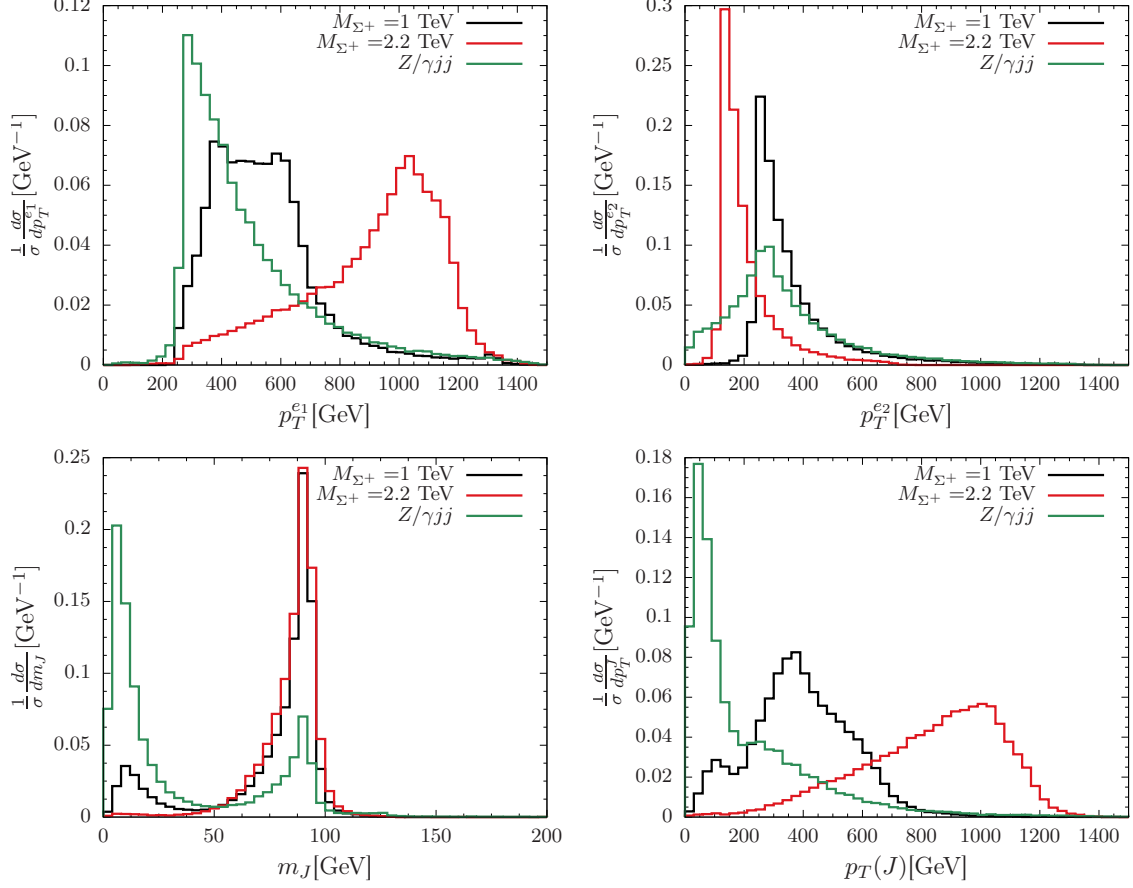


FIG. 16. Normalized p_T^{e1} (upper left), p_T^{e2} (upper right), m_J (lower left), p_T^J (lower right) distributions before applying any selection cuts for the $e^-e^+ \rightarrow e^-\Sigma^+ \rightarrow e^-e^+Z \rightarrow e^-e^+J$ process. The red and black distribution corresponds to signal for $M_\Sigma = 1 \text{ TeV}$ and $M_\Sigma = 2.2 \text{ TeV}$, while the green distribution is for the dominant $Z/\gamma jj$ background.

Selection	Signal	$Z/\gamma jj$	$t\bar{t}$	WWZ	$WWjj$	$WZjj$	Total
cut	(fb)	(fb)	(fb)	(fb)	(fb)	(fb)	Background(fb)
Basic cuts	0.105	7.99	0.01	0.31	0.11	0.14	8.56
$p_T^{e1} > 350 \text{ GeV}, p_T^{e2} > 200 \text{ GeV}$	0.092	4.59	0.001	0.06	0.02	0.03	4.7
$p_T^J > 150 \text{ GeV}$	0.085	1.82	0.0002	0.04	0.02	0.02	1.9
$80 \text{ GeV} < m_J < 100 \text{ GeV}$	0.057	0.8	0.00002	0.02	0.01	0.01	0.84

TABLE VI. Cut flow of the signal and backgrounds for a benchmark $M_\Sigma = 1 \text{ TeV}$ for the signal e^-e^+J at the e^-e^+ collider. process.

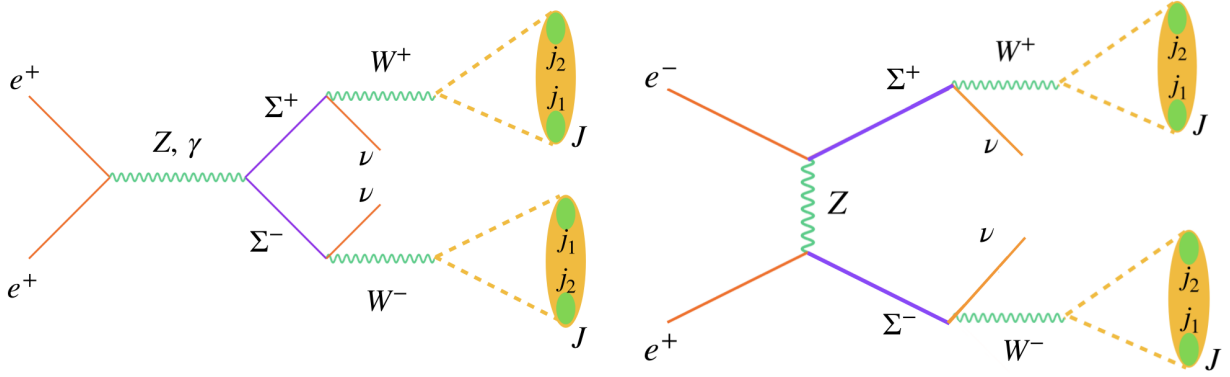


FIG. 17. Fat jet (J) production from the Σ^\pm at the e^+e^- collider from the s -channel process.

4.4. Analysis for the final state $2J + p_T^{miss}$ at $\sqrt{s} = 3$ TeV e^-e^+ collider

This final state arises from the pair production of $\Sigma^+\Sigma^-$ and its subsequent decay $\Sigma^\pm \rightarrow W^\pm\nu$, $W^\pm \rightarrow J$ at the e^-e^+ collider. The corresponding Feynman diagram is given in Fig. 17. For this final state the dominant SM backgrounds come from the intermediate processes $WW\nu\nu$ and WWZ . In this case we have considered $800 \text{ GeV} \leq M_\Sigma \leq 1.4 \text{ TeV}$ at $\sqrt{s} = 3 \text{ TeV}$ e^-e^+ collider. In addition to the basic cuts we have applied the following

Cuts	Signal[fb]	Background[fb]		Total[fb]
		$WW\nu\nu$	WWZ	
Basic Cuts	0.341	16.659	1.406	18.065
$p_T^{miss} > 200 \text{ GeV}$	0.303	9.251	0.941	10.191
$p_T^J > 300 \text{ GeV}$	0.296	5.813	0.896	6.708
$70 \text{ GeV} \leq m_J \leq 90 \text{ GeV}$	0.233	3.695	0.657	4.352

TABLE VII. Cut flow of the signal and background cross-sections for the final state $2J + p_T^{miss}$ for $M_\Sigma = 1 \text{ TeV}$ at the $\sqrt{s} = 3 \text{ TeV}$ e^-e^+ collider.

set of advanced selection cuts to reduce the SM backgrounds:

1. missing energy, $p_T^{miss} > 200 \text{ GeV}$.
2. transverse momentum for fat jet should be, $p_T^J > 300 \text{ GeV}$.
3. the fat jet mass should be, $70 \text{ GeV} \leq m_J \leq 90 \text{ GeV}$.

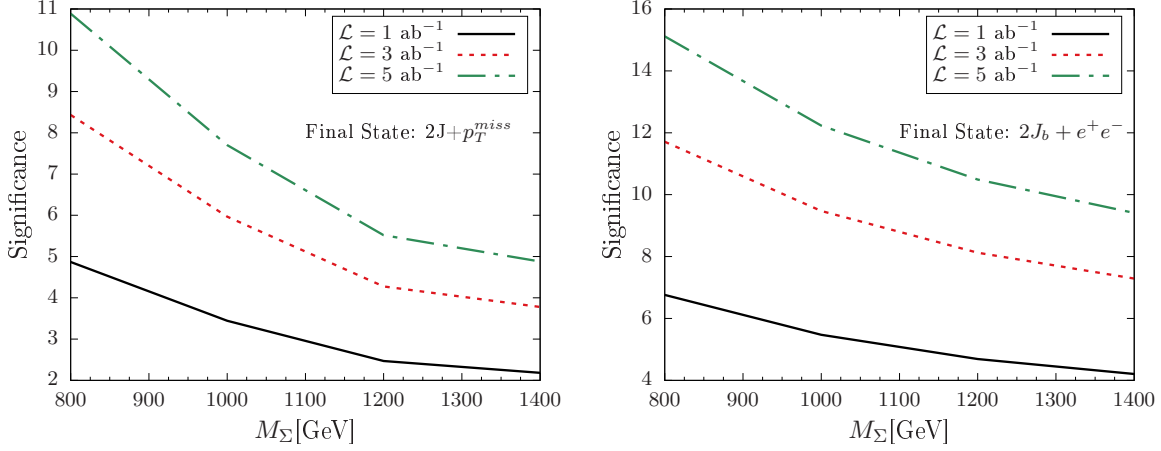


FIG. 18. Signal significance for the final states $2J + p_T^{miss}$ (left panel) and $2J_b + e^-e^+$ (right panel) from the pair production of Σ^\pm with luminosity 1, 3 and 5 ab^{-1} respectively at the $\sqrt{s} = 3 \text{ TeV}$ e^-e^+ collider.

Studying the signal and the backgrounds we have calculated the significance of the $2J + p_T^{miss}$ process and it is shown in the left panel of the Fig. 18 at the 3 TeV e^-e^+ collider. The testing potential of this channel can reach up to more than 5- σ for 3 ab^{-1} and 5 ab^{-1} luminosities, however, the impressive significance well above 3- σ can reach at 1 ab^{-1} luminosity.¹

At this point we mention that we have also studied the $2J_b + e^-e^+$ signal from Fig. 17 where Σ^\pm decays into $\ell^\pm h$. Each of h boson can further decay into a pair of collimated b -jets. These collimated b jets form a fat b -jet. Using a 70% b -tagging efficiency for the signal and SM backgrounds we give only the significance of this process just as a reference in right panel of Fig. 18. The significance of this process can prospectively reach above the 5- σ level at the 1 ab^{-1} luminosity at 3 TeV e^-e^+ collider. Higher luminosities at 3 ab^{-1} and 5 ab^{-1} can improve the significance of the heavier triplets leading to a prospect of above 5- σ significance. In this context we mention that there is $J_b + e^-e^+$ final state which can be obtained from the single Higgs production as given in Fig. 13. Due to the single fat b -jet this channel is less efficient compared to the $2J_b + e^-e^+$ signal.

¹ We use $S_{\text{sig}} = \frac{S}{\sqrt{S+B}}$ to calculate the significance.

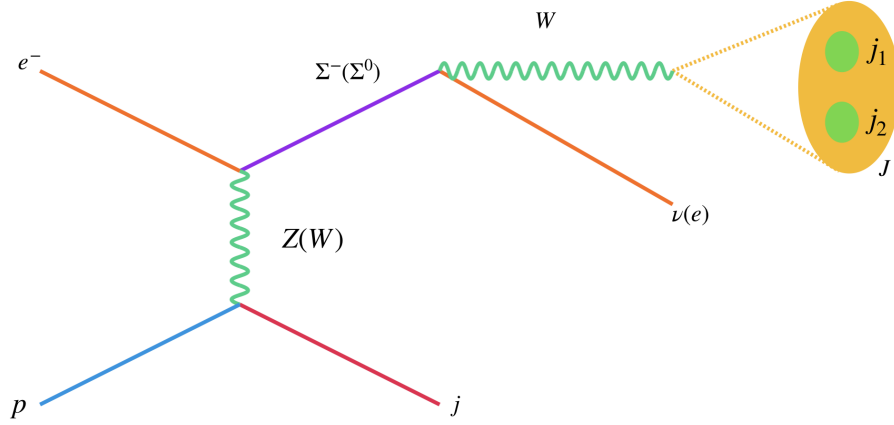


FIG. 19. Fat jet (J) production from the Σ^- and Σ^0 at the e^-p collider from the t -channel process.

4.5. Analysis for the final state $e^\pm + J + j_1$ at FCC-he

This final state arises from the production of $j_1 \Sigma^0$ and the subsequent decay of $\Sigma^0 \rightarrow e^\pm W^\mp$, $W^\mp \rightarrow J$ at the e^-p collider. The corresponding Feynman diagram is given in Fig. 19. In this case we consider a $\sqrt{s} = 3.46$ TeV e^-p collider. In this section we study the visible particles in the final state. Here we have two different processes $e^+ + J + j_1$ and $e^- + J + j_1$. The first one is Lepton number violating (LNV) and second one is Lepton number conserving (LNC) process at the e^-p collider. We have combined both these LNV and LNC processes to obtain the final state $e^\pm + J + j_1$.

We expect the LNV signal to be almost background free, unless some $e^+ + \text{jets}$ events appear from the radiation effects, which, one expects to be negligible. For the LNC channel, the dominant SM backgrounds come from the SM processes $e^- jjj$, $e^- jj$ and $e^- j$ including the initial and final state radiations. We have shown the normalized distributions of the leading lepton p_T , fat jet p_T , invariant mass of fat jet, invariant mass of leading lepton and fat jet system in Fig. 20. These distributions are for two benchmark points $M_\Sigma = 1$ TeV and 1.5 TeV. For this final state we focus in the mass range $800 \text{ GeV} \leq M_\Sigma \leq 2 \text{ TeV}$. In view of these distributions in Fig. 20, we apply the following set of advanced selection cuts:

1. transverse momentum of fat jet $p_T^J > 200 \text{ GeV}$ for $800 \text{ GeV} \leq M_\Sigma \leq 1.4 \text{ TeV}$ and $p_T^J > 400 \text{ GeV}$ for $1.5 \text{ TeV} \leq M_\Sigma \leq 2.0 \text{ TeV}$.

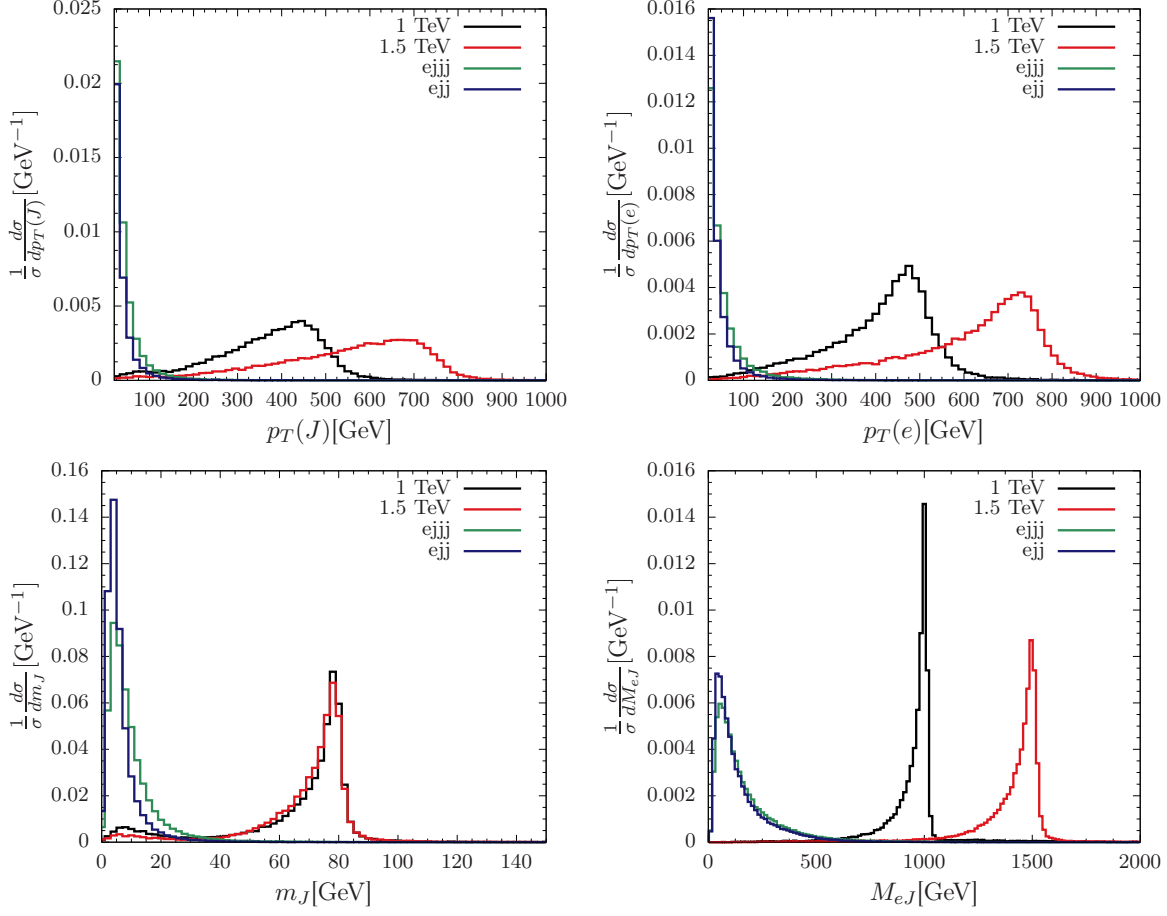


FIG. 20. Normalized fat jet p_T , leading lepton p_T , fat jet invariant mass and invariant mass of fat jet and lepton distributions for the final state $e^\pm + J + j_1$. The black and red line corresponds to signal for $M_\Sigma = 1$ TeV and 1.5 TeV, respectively.

2. transverse momentum of lepton, $p_T^{e^\pm} > 200$ GeV for $800 \text{ GeV} \leq M_\Sigma \leq 1.4$ TeV and $p_T^{e^\pm} > 400$ GeV for $1.5 \text{ TeV} \leq M_\Sigma \leq 1.5$ TeV.
3. fat jet mass $70 \text{ GeV} \leq m_J \leq 90$ GeV.
4. invariant mass window of (e^\pm) and fat jet (J) system, $|M_{eJ} - M_\Sigma| \leq 20$ GeV.

Note that, $70 \text{ GeV} \leq m_J \leq 90 \text{ GeV}$ cuts out the SM backgrounds low energy peaks. Similarly high p_T cuts for leading lepton and fat jet are extremely useful to reduce the SM backgrounds.

It is difficult to obtain fat jet for the background process ej because of the t channel exchange of the Z boson and photon. Initial and final state radiations can give low energy jets which can produce soft fat jet. Therefore ej background can completely be reduced with

Cuts	Signal[fb]	Background[fb]		Total[fb]
		$ejjj$	ejj	
Basic Cuts	0.337	2.905×10^5	5.404×10^5	8.309×10^5
$p_T^J > 200$ GeV	0.303	2.592×10^3	1.799×10^3	4.391×10^3
$p_T^e > 200$ GeV	0.294	1.891×10^3	1.449×10^3	3.34×10^3
$70 \text{ GeV} \leq m_J \leq 90 \text{ GeV}$	0.202	351.808	205.075	556.883
$ M_{eJ} - M_\Sigma \leq 20 \text{ GeV}$	0.134	9.138	4.661	13.799

TABLE VIII. Cut flow of the signal and background cross-sections for the final state $e^\pm + J + j_1$ for $M_\Sigma = 1$ TeV with $\sqrt{s} = 3.46$ TeV e^-p collider.

high p_T^e , p_T^J cuts and fat jet mass $70 \text{ GeV} \leq m_J \leq 90 \text{ GeV}$. These cuts will not be enough to reduce the irreducible backgrounds coming from the process ejj and $ejjj$. However, both of these backgrounds can be reduced using the invariant mass cut of the Σ^0 . As Σ^0 decays according to $\Sigma^0 \rightarrow eW, W \rightarrow J$, the invariant mass of eJ system should be close to mass of the Σ^0 . Therefore an invariant mass window cut $|M_{eJ} - M_\Sigma| \leq 20 \text{ GeV}$ will be extremely useful to reduce these two SM backgrounds further. We have shown the cut flow for two

Cuts	Signal[fb]	Background[fb]		Total[fb]
		$ejjj$	ejj	
Basic Cuts	0.060	2.905×10^5	5.404×10^5	8.309×10^5
$p_T^J > 400$ GeV	0.048	274.136	167.788	441.924
$p_T^e > 400$ GeV	0.047	203.318	135.163	338.481
$70 \text{ GeV} \leq m_J \leq 90 \text{ GeV}$	0.033	22.844	18.643	41.488
$ M_{eJ} - M_\Sigma \leq 20 \text{ GeV}$	0.015	0.115	0.023	0.138

TABLE IX. Cut flow of the signal and background cross-sections for the final state $e^\pm + J + j_1$ for $M_\Sigma = 1.5$ TeV with $\sqrt{s} = 3.46$ TeV e^-p collider.

benchmark points $M_\Sigma = 1$ TeV and 1.5 TeV in Table. VIII and IX.

Further we also comment that $\Sigma^- j$ channel is show a signature of $j_1 + J + p_T^{miss}$ which is less significant compared to the $j_1 + e^\pm + J$ channel due to the absence of the visible lepton. The presence of the jets and the missing energy will have more SM backgrounds which will make the $j_1 + J + p_T^{miss}$ final state less sensitive.

5. DISCUSSIONS

After studying the signals and the SM backgrounds for the triplet fermion production at the e^-e^+ collider and e^-p at different energies and luminosities we calculate the bounds on the mass mixing plane at $3\text{-}\sigma$ and $5\text{-}\sigma$ significance. To calculate the bounds on the mixings from the e^-e^+ collider we use two different center of mass energies like 1 TeV and 3 TeV. To do the same at the e^-p collider we use 3.46 TeV center of mass energy. At these colliders we have used 1 ab^{-1} , 3 ab^{-1} and 5 ab^{-1} luminosities respectively. We compare our results with the bounds obtained from [73]. We use the bounds on the mixing $V_e = 0.019$ and the universal bounds 0.016 as studied from the Electroweak Precision Data (EWPD). We represent the bounds as EWPD-e and EWPD-U in Figs. 21 and 22 by the horizontal dot-dashed and dotted lines respectively.

The bounds obtained from the e^-e^+ collider studying a variety of final states are shown in Fig. 21. We have studied the $e^\pm + J + p_T^{\text{miss}}$ final state from Fig. 7 at the 1 TeV (top, left) and 3 TeV (top, right) e^-e^+ colliders. One can probe the mixing up to 8×10^{-5} at the 1 TeV collider at $3\text{-}\sigma$ significance with the luminosity of 5 ab^{-1} . With the same luminosity, the bounds remain below the EWPD-e and EWPD-U up to 900 GeV (EWPD-U) and 945 GeV (EWPD-e) at $5\text{-}\sigma$ significance. The same has been studied at the 3 TeV e^-e^+ collider where the results can impressively be improved even with 1 ab^{-1} luminosity with $5\text{-}\sigma$ significance up to 2.5 TeV triplets which can be further improved at the higher luminosity probing the heavy triplets up to 2.9 TeV. We have studied the $J_b + p_T^{\text{miss}}$ final state from Fig. 13 and the corresponding bounds at the 3 TeV e^-e^+ collider are given in Fig. 21 (bottom, left). The lowest mixing 3.5×10^{-5} could be reached 1.725 TeV heavy triplet mass. At the collider energy threshold the cross section decreases at the e^-e^+ collider which in turn does not help the further heavier triplets in getting lower bounds, however, analyzing the signal and the corresponding SM backgrounds we find that slightly heavier triplets than 2.5 TeV can be probed with 1 ab^{-1} luminosity with $5\text{-}\sigma$ significance. Higher luminosity will make the results better. We have studied $e^+e^- + J$ final state from Fig. 15 and the bound obtained from this final state have been shown in Fig. 21 (bottom, right) where the best results can be obtained at the 3 TeV e^-e^+ collider with 5 ab^{-1} luminosity just below the limits obtained from the EWPD at $3\text{-}\sigma$ significance.

Bounds obtained from the e^-p collider have been shown in Fig. 22 studying the $e^\pm + J + j_1$

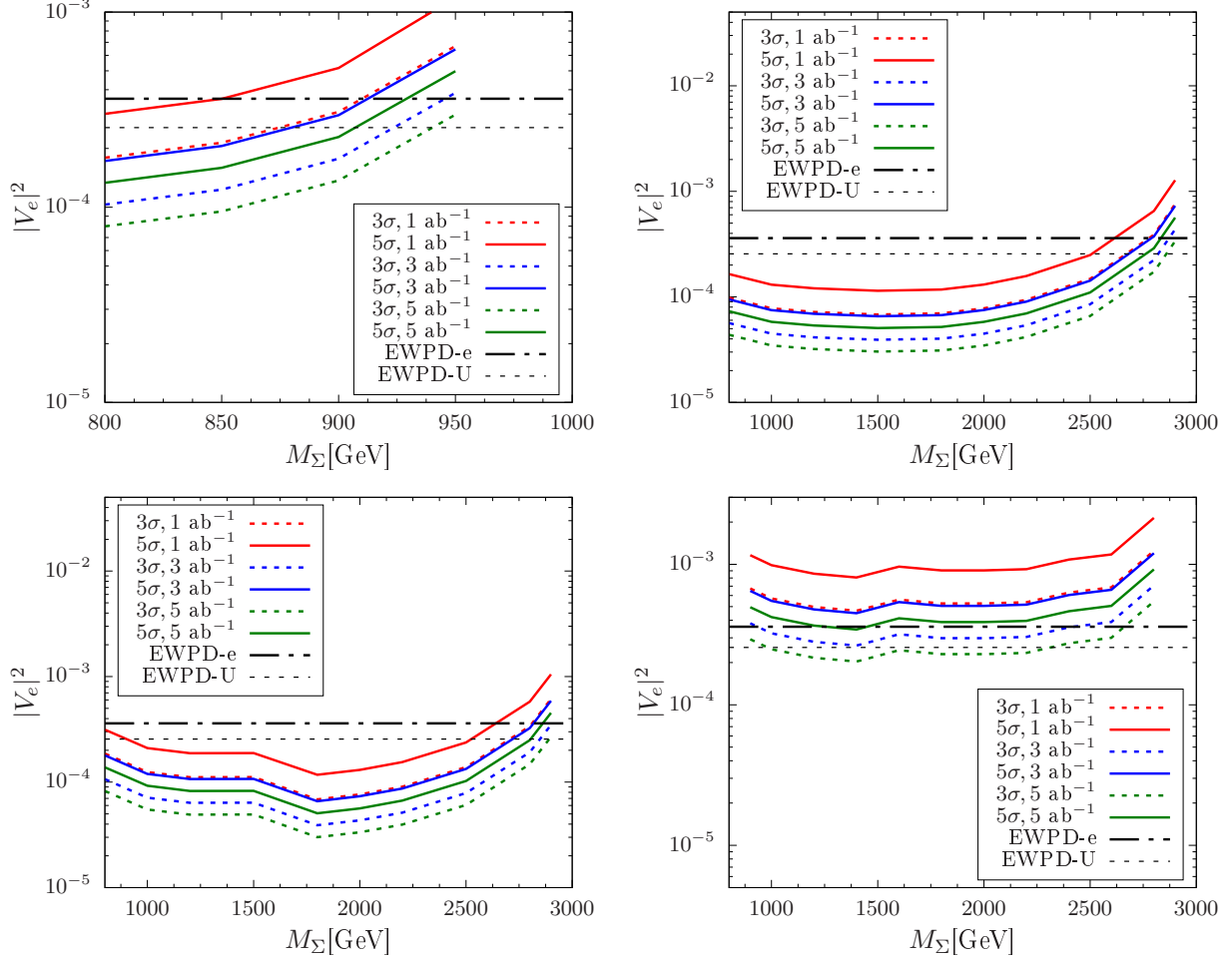


FIG. 21. Sensitivity reach of the mixing angle with the luminosities $\mathcal{L} = 1 \text{ ab}^{-1}$, 3 ab^{-1} and 5 ab^{-1} at 3σ and 5σ significance from the final state $e^\pm + J + p_T^{\text{miss}}$ at $\sqrt{s} = 1 \text{ TeV}$ (top, left) and $\sqrt{s} = 3 \text{ TeV}$ (top, right), respectively at the e^-e^+ collider. The same for the final states $J_b + p_T^{\text{miss}}$ (bottom, left) and $e^+ + e^- + J$ (bottom, right), respectively at the $\sqrt{s} = 3 \text{ TeV}$ e^-e^+ collider with same luminosities like the top panel. The limit from the EWPd for the electron flavor has been represented by the black dot-dashed line from [73].

final state from Fig. 19 which has a visible particle in the final state from the leading decay mode compared to the invisible one from the other possibilities. In this case we find that the heavy triplets are favored to study the fat jets due to their better efficiency for boosting the W boson coming from the leading decay mode of the Σ^0 . Comparing our results with the bounds obtained from the EWPd we find that higher luminosity with 3 ab^{-1} and 5 ab^{-1} will be useful to probe heavier triplets. Triplets heavier than 1.4 TeV can be probed up to the

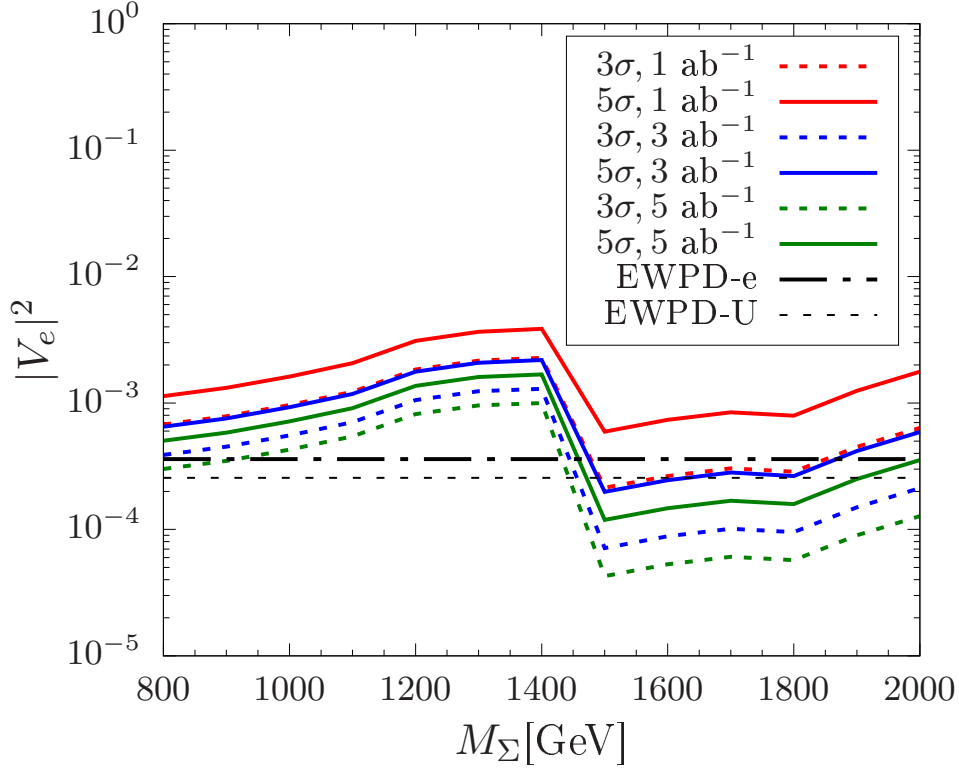


FIG. 22. Sensitivity reach of the mixing angle with the luminosities $\mathcal{L} = 1 \text{ ab}^{-1}$, 3 ab^{-1} and 5 ab^{-1} at 3σ and 5σ significance respectively from the final state $e^\pm + J + j_1$ at $\sqrt{s} = 3.46 \text{ TeV}$ of the e^-p collider.

mixings 3×10^{-5} at $3\text{-}\sigma$ significance and 10^{-4} at the $5\text{-}\sigma$ significance at 5 ab^{-1} luminosity respectively. The bounds obtained for $M_\Sigma > 1.4 \text{ TeV}$ is better than those obtained for $M_\Sigma < 1.4 \text{ TeV}$. This is because of the heavier triplets which produced fat jets better than the comparatively lighter ones.

6. CONCLUSION

We have studied the triplet fermion initiated seesaw model which is commonly known as the type-III seesaw scenario which is responsible for the light neutrino mass generation through the seesaw mechanism. As a result a light-heavy mixing appears in the model. We consider the production of the charged and neutral multiplets of the triplet fermion at the e^-e^+ and e^-p colliders at different center of mass energies. Being produced in association with the SM particles and as well as in pair the charged and neutral multiplets can decay

into a variety of final states.

In this article we consider mostly the leading decay modes of the triplets and some next-to-leading modes, too. As the mass of the triplet is a free parameter, we consider the heavier mass of the triplet which can sufficiently boost its decay products. As a results the decay products including SM gauge bosons and Higgs boson can manifest fat jet through their leading hadronic decay modes. Finally we study a variety of final states and the SM backgrounds to probe the light-heavy mixing as a function of the triplet mass for different center of mass energies at the above mentioned colliders using different integrated luminosities. Comparing our results with the bounds on the light-heavy mixing obtained from the electroweak precision test results we find that the heavier triplets can be successfully probed and the bounds on the light-heavy mixing as a function of the triplet mass can be better than the results from the electroweak test.

Apart from the associate production of the triplet we study the pair production of the heavy triplets at the e^-e^+ collider followed by the decays into the SM bosons. Due to the heavier mass, the triplets can easily boost the daughter particles so that the hadronic decay products of the SM gauge bosons among them can manifest fat jet signatures which can efficiently segregate the signals from the SM backgrounds leading to the test above $5\text{-}\sigma$ significance in the near future.

ACKNOWLEDGMENTS

The work of A. D. is supported by the JSPS, Grant-in-Aid for Scientific Research, No. 18F18321. The work of S. M. is supported by the Spanish grants FPA2017-85216-P (AEI/FEDER, UE), PROMETEO/2018/165 (Generalitat Valenciana) and the Spanish Red Consolider MultiDark FPA2017-90566-REDC. The work of T. M. is supported by the grant MOST 106-2112-M-002-015-MY3.

-
- [1] **GALLEX** Collaboration, P. Anselmann *et al.*, “GALLEX solar neutrino observations: Complete results for GALLEX II,” *Phys. Lett. B* **357** (1995) 237–247. [Erratum: Phys. Lett.B361,235(1995)].

- [2] **Kamiokande** Collaboration, Y. Fukuda *et al.*, “Solar neutrino data covering solar cycle 22,” *Phys. Rev. Lett.* **77** (1996) 1683–1686.
- [3] **LSND** Collaboration, C. Athanassopoulos *et al.*, “Evidence for $\nu(\mu) \rightarrow \nu(e)$ neutrino oscillations from LSND,” *Phys. Rev. Lett.* **81** (1998) 1774–1777, [arXiv:nucl-ex/9709006 \[nucl-ex\]](#).
- [4] **Super-Kamiokande** Collaboration, Y. Fukuda *et al.*, “Measurement of a small atmospheric muon-neutrino / electron-neutrino ratio,” *Phys. Lett.* **B433** (1998) 9–18, [arXiv:hep-ex/9803006 \[hep-ex\]](#).
- [5] **SAGE** Collaboration, J. N. Abdurashitov *et al.*, “Results from SAGE,” *Phys. Lett.* **B328** (1994) 234–248.
- [6] **SNO** Collaboration, Q. Ahmad *et al.*, “Direct evidence for neutrino flavor transformation from neutral current interactions in the Sudbury Neutrino Observatory,” *Phys. Rev. Lett.* **89** (2002) 011301, [arXiv:nucl-ex/0204008](#).
- [7] **SNO** Collaboration, Q. Ahmad *et al.*, “Measurement of day and night neutrino energy spectra at SNO and constraints on neutrino mixing parameters,” *Phys. Rev. Lett.* **89** (2002) 011302, [arXiv:nucl-ex/0204009](#).
- [8] **Super-Kamiokande** Collaboration, J. Hosaka *et al.*, “Three flavor neutrino oscillation analysis of atmospheric neutrinos in Super-Kamiokande,” *Phys. Rev. D* **74** (2006) 032002, [arXiv:hep-ex/0604011](#).
- [9] **KamLAND** Collaboration, K. Eguchi *et al.*, “First results from KamLAND: Evidence for reactor anti-neutrino disappearance,” *Phys. Rev. Lett.* **90** (2003) 021802, [arXiv:hep-ex/0212021](#).
- [10] **K2K** Collaboration, M. Ahn *et al.*, “Indications of neutrino oscillation in a 250 km long baseline experiment,” *Phys. Rev. Lett.* **90** (2003) 041801, [arXiv:hep-ex/0212007](#).
- [11] **T2K** Collaboration, M. Catanesi, “T2K Results and Perspectives,” *Nucl. Phys. B Proc. Suppl.* **237-238** (2013) 129–134.
- [12] **MINOS** Collaboration, P. Adamson *et al.*, “Improved search for muon-neutrino to electron-neutrino oscillations in MINOS,” *Phys. Rev. Lett.* **107** (2011) 181802, [arXiv:1108.0015 \[hep-ex\]](#).
- [13] **Double Chooz** Collaboration, Y. Abe *et al.*, “Indication of Reactor $\bar{\nu}_e$ Disappearance in the Double Chooz Experiment,” *Phys. Rev. Lett.* **108** (2012) 131801, [arXiv:1112.6353](#)

[hep-ex].

- [14] **Daya Bay** Collaboration, F. An *et al.*, “Observation of electron-antineutrino disappearance at Daya Bay,” *Phys. Rev. Lett.* **108** (2012) 171803, [arXiv:1203.1669 \[hep-ex\]](#).
- [15] **RENO** Collaboration, J. Ahn *et al.*, “Observation of Reactor Electron Antineutrino Disappearance in the RENO Experiment,” *Phys. Rev. Lett.* **108** (2012) 191802, [arXiv:1204.0626 \[hep-ex\]](#).
- [16] **Particle Data Group** Collaboration, C. Patrignani *et al.*, “Review of Particle Physics,” *Chin. Phys. C* **40** no. 10, (2016) 100001.
- [17] S. Weinberg, “Baryon and Lepton Nonconserving Processes,” *Phys. Rev. Lett.* **43** (1979) 1566–1570.
- [18] P. Minkowski, “ $\mu \rightarrow e\gamma$ at a Rate of One Out of 10^9 Muon Decays?,” *Phys. Lett.* **67B** (1977) 421–428.
- [19] R. N. Mohapatra and G. Senjanovic, “Neutrino Mass and Spontaneous Parity Nonconservation,” *Phys. Rev. Lett.* **44** (1980) 912.
- [20] J. Schechter and J. Valle, “Neutrino Masses in $SU(2) \times U(1)$ Theories,” *Phys. Rev. D* **22** (1980) 2227.
- [21] T. Yanagida, “Horizontal gauge symmetry and masses of neutrinos,” *Conf. Proc. C* **7902131** (1979) 95–99.
- [22] M. Gell-Mann, P. Ramond, and R. Slansky, “Complex Spinors and Unified Theories,” *Conf. Proc. C* **790927** (1979) 315–321, [arXiv:1306.4669 \[hep-th\]](#).
- [23] S. Glashow, “The Future of Elementary Particle Physics,” *NATO Sci. Ser. B* **61** (1980) 687.
- [24] R. Foot, H. Lew, X. He, and G. C. Joshi, “Seesaw Neutrino Masses Induced by a Triplet of Leptons,” *Z. Phys. C* **44** (1989) 441.
- [25] F. del Aguila and J. Aguilar-Saavedra, “Electroweak scale seesaw and heavy Dirac neutrino signals at LHC,” *Phys. Lett. B* **672** (2009) 158–165, [arXiv:0809.2096 \[hep-ph\]](#).
- [26] F. del Aguila and J. Aguilar-Saavedra, “Distinguishing seesaw models at LHC with multi-lepton signals,” *Nucl. Phys. B* **813** (2009) 22–90, [arXiv:0808.2468 \[hep-ph\]](#).
- [27] R. Franceschini, T. Hambye, and A. Strumia, “Type-III see-saw at LHC,” *Phys. Rev. D* **78** (2008) 033002, [arXiv:0805.1613 \[hep-ph\]](#).
- [28] C. Biggio and F. Bonnet, “Implementation of the Type III Seesaw Model in FeynRules/MadGraph and Prospects for Discovery with Early LHC Data,” *Eur. Phys. J. C*

- 72** (2012) 1899, [arXiv:1107.3463 \[hep-ph\]](#).
- [29] P. Bandyopadhyay, S. Choi, E. J. Chun, and K. Min, “Probing Higgs bosons via the type III seesaw mechanism at the LHC,” *Phys. Rev. D* **85** (2012) 073013, [arXiv:1112.3080 \[hep-ph\]](#).
- [30] R. Ruiz, “QCD Corrections to Pair Production of Type III Seesaw Leptons at Hadron Colliders,” *JHEP* **12** (2015) 165, [arXiv:1509.05416 \[hep-ph\]](#).
- [31] D. Goswami and P. Poulse, “Direct searches of Type III seesaw triplet fermions at high energy e^+e^- collider,” *Eur. Phys. J. C* **78** no. 1, (2018) 42, [arXiv:1702.07215 \[hep-ph\]](#).
- [32] S. Jana, N. Okada, and D. Raut, “Displaced Vertex and Disappearing Track Signatures in type-III Seesaw,” [arXiv:1911.09037 \[hep-ph\]](#).
- [33] E. Ma, “Pathways to naturally small neutrino masses,” *Phys. Rev. Lett.* **81** (1998) 1171–1174, [arXiv:hep-ph/9805219](#).
- [34] S. Dimopoulos and H. Georgi, “Softly Broken Supersymmetry and SU(5),” *Nucl. Phys. B* **193** (1981) 150–162.
- [35] N. Sakai, “Naturalness in Supersymmetric Guts,” *Z. Phys. C* **11** (1981) 153.
- [36] B. Bajc and G. Senjanovic, “Seesaw at LHC,” *JHEP* **08** (2007) 014, [arXiv:hep-ph/0612029](#).
- [37] P. Fileviez Perez, “Renormalizable adjoint SU(5),” *Phys. Lett. B* **654** (2007) 189–193, [arXiv:hep-ph/0702287](#).
- [38] P. Fileviez Perez, “Supersymmetric Adjoint SU(5),” *Phys. Rev. D* **76** (2007) 071701, [arXiv:0705.3589 \[hep-ph\]](#).
- [39] R. Adhikari, J. Erler, and E. Ma, “Seesaw Neutrino Mass and New U(1) Gauge Symmetry,” *Phys. Lett. B* **672** (2009) 136–140, [arXiv:0810.5547 \[hep-ph\]](#).
- [40] A. Arhrib, B. Bajc, D. K. Ghosh, T. Han, G.-Y. Huang, I. Puljak, and G. Senjanovic, “Collider Signatures for Heavy Lepton Triplet in Type I+III Seesaw,” *Phys. Rev. D* **82** (2010) 053004, [arXiv:0904.2390 \[hep-ph\]](#).
- [41] B. Bajc, M. Nemevsek, and G. Senjanovic, “Probing leptonic CP phases in LFV processes,” *Phys. Lett. B* **684** (2010) 231–235, [arXiv:0911.1323 \[hep-ph\]](#).
- [42] D. Ibanez, S. Morisi, and J. Valle, “Inverse tri-bimaximal type-III seesaw and lepton flavor violation,” *Phys. Rev. D* **80** (2009) 053015, [arXiv:0907.3109 \[hep-ph\]](#).
- [43] E. Ma, “Inverse Seesaw Neutrino Mass from Lepton Triplets in the U(1)(Sigma) Model,” *Mod. Phys. Lett. A* **24** (2009) 2491–2495, [arXiv:0905.2972 \[hep-ph\]](#).

- [44] S. M. Barr, B. Bednarz, and C. Benesh, “Anomaly Constraints and New U(1) Gauge Bosons,” *Phys. Rev.* **D34** (1986) 235.
- [45] E. Ma, “New U(1) gauge symmetry of quarks and leptons,” *Mod. Phys. Lett.* **A17** (2002) 535–541, [arXiv:hep-ph/0112232 \[hep-ph\]](#).
- [46] S. M. Barr and I. Dorsner, “The Origin of a peculiar extra U(1),” *Phys. Rev.* **D72** (2005) 015011, [arXiv:hep-ph/0503186 \[hep-ph\]](#).
- [47] J. Chakraborty, A. Dighe, S. Goswami, and S. Ray, “Renormalization group evolution of neutrino masses and mixing in the Type-III seesaw mechanism,” *Nucl. Phys. B* **820** (2009) 116–147, [arXiv:0812.2776 \[hep-ph\]](#).
- [48] I. Gogoladze, N. Okada, and Q. Shafi, “Higgs Boson Mass Bounds in the Standard Model with Type III and Type I Seesaw,” *Phys. Lett. B* **668** (2008) 121–125, [arXiv:0805.2129 \[hep-ph\]](#).
- [49] S. Goswami, K. Vishnudath, and N. Khan, “Constraining the minimal type-III seesaw model with naturalness, lepton flavor violation, and electroweak vacuum stability,” *Phys. Rev. D* **99** no. 7, (2019) 075012, [arXiv:1810.11687 \[hep-ph\]](#).
- [50] E. Ma and D. Roy, “Heavy triplet leptons and new gauge boson,” *Nucl. Phys. B* **644** (2002) 290–302, [arXiv:hep-ph/0206150](#).
- [51] **CMS** Collaboration, CMS Collaboration, “Search for Type III seesaw from pp collisions at 7 TeV,”.
- [52] **CMS** Collaboration, S. Chatrchyan *et al.*, “Search for Heavy Lepton Partners of Neutrinos in Proton-Proton Collisions in the Context of the Type III Seesaw Mechanism,” *Phys. Lett. B* **718** (2012) 348–368, [arXiv:1210.1797 \[hep-ex\]](#).
- [53] **CMS** Collaboration, CMS Collaboration, “Search for Heavy Lepton Partners of Neutrinos in pp Collisions at 8 TeV, in the Context of Type III Seesaw Mechanism,”.
- [54] **CMS** Collaboration, CMS Collaboration, “Search for Type-III Seesaw Heavy Fermions with Multilepton Final States using 2.3/fb of 13 TeV proton-proton Collision Data,”.
- [55] **CMS** Collaboration, A. M. Sirunyan *et al.*, “Search for Evidence of the Type-III Seesaw Mechanism in Multilepton Final States in Proton-Proton Collisions at $\sqrt{s} = 13$ TeV,” *Phys. Rev. Lett.* **119** no. 22, (2017) 221802, [arXiv:1708.07962 \[hep-ex\]](#).
- [56] **CMS** Collaboration, CMS Collaboration, “Search for evidence of Type-III seesaw mechanism in multilepton final states in pp collisions at $\sqrt{s} = 13$ TeV,”.

- [57] **CMS** Collaboration, CMS Collaboration, “Search for new physics in multilepton final states in pp collisions at $\sqrt{s} = 13$ TeV,”.
- [58] **ATLAS** Collaboration, G. Aad *et al.*, “Search for type-III Seesaw heavy leptons in pp collisions at $\sqrt{s} = 8$ TeV with the ATLAS Detector,” *Phys. Rev. D* **92** no. 3, (2015) 032001, [arXiv:1506.01839 \[hep-ex\]](#).
- [59] **ATLAS** Collaboration, The ATLAS collaboration, “Search for type-III seesaw heavy leptons in proton-proton collisions at $\sqrt{s} = 13$ TeV with the ATLAS detector,”.
- [60] A. Abada, C. Biggio, F. Bonnet, M. Gavela, and T. Hambye, “ $\mu \rightarrow e\gamma$ and $\tau \rightarrow \ell\gamma$ decays in the fermion triplet seesaw model,” *Phys. Rev. D* **78** (2008) 033007, [arXiv:0803.0481 \[hep-ph\]](#).
- [61] A. Abada, C. Biggio, F. Bonnet, M. Gavela, and T. Hambye, “Low energy effects of neutrino masses,” *JHEP* **12** (2007) 061, [arXiv:0707.4058 \[hep-ph\]](#).
- [62] C. Biggio, E. Fernandez-Martinez, M. Filaci, J. Hernandez-Garcia, and J. Lopez-Pavon, “Global Bounds on the Type-III Seesaw,” [arXiv:1911.11790 \[hep-ph\]](#).
- [63] S. Antusch, C. Biggio, E. Fernandez-Martinez, M. Gavela, and J. Lopez-Pavon, “Determining the PMNS matrix elements without assuming unitarity,” *AIP Conf. Proc.* **903** no. 1, (2007) 279–282.
- [64] D. Forero, S. Morisi, M. Tortola, and J. Valle, “Lepton flavor violation and non-unitary lepton mixing in low-scale type-I seesaw,” *JHEP* **09** (2011) 142, [arXiv:1107.6009 \[hep-ph\]](#).
- [65] L. Basso, O. Fischer, and J. J. van der Bij, “Precision tests of unitarity in leptonic mixing,” *EPL* **105** no. 1, (2014) 11001, [arXiv:1310.2057 \[hep-ph\]](#).
- [66] S. Antusch and O. Fischer, “Non-unitarity of the leptonic mixing matrix: Present bounds and future sensitivities,” *JHEP* **10** (2014) 094, [arXiv:1407.6607 \[hep-ph\]](#).
- [67] E. Fernandez-Martinez, J. Hernandez-Garcia, J. Lopez-Pavon, and M. Lucente, “Loop level constraints on Seesaw neutrino mixing,” *JHEP* **10** (2015) 130, [arXiv:1508.03051 \[hep-ph\]](#).
- [68] S. Antusch and O. Fischer, “Probing the nonunitarity of the leptonic mixing matrix at the CEPC,” [arXiv:1604.00208 \[hep-ph\]](#).
- [69] C. S. Fong, H. Minakata, and H. Nunokawa, “Non-unitary evolution of neutrinos in matter and the leptonic unitarity test,” *JHEP* **02** (2019) 015, [arXiv:1712.02798 \[hep-ph\]](#).

- [70] J. Hernandez-Garcia and J. Lopez-Pavon, “Non-Unitarity vs sterile neutrinos at DUNE,” in *Proceedings, Prospects in Neutrino Physics (NuPhys2016): London, UK, December 12-14, 2016*. 5, 2017. [arXiv:1705.01840 \[hep-ph\]](#).
- [71] F. Escrivuela, L. Flores, and O. Miranda, “Neutrino counting experiments and non-unitarity from LEP and future experiments,” *Phys. Lett. B* **802** (2020) 135241, [arXiv:1907.12675 \[hep-ph\]](#).
- [72] M. Raidal *et al.*, “Flavour physics of leptons and dipole moments,” *Eur. Phys. J. C* **57** (2008) 13–182, [arXiv:0801.1826 \[hep-ph\]](#).
- [73] F. del Aguila, J. de Blas, and M. Perez-Victoria, “Effects of new leptons in Electroweak Precision Data,” *Phys. Rev. D* **78** (2008) 013010, [arXiv:0803.4008 \[hep-ph\]](#).
- [74] J. Gluza and M. Zralek, “On possibility of detecting the $e^-e^- \rightarrow W^-W^-$ process in the standard model,” *Phys. Lett. B* **362** (1995) 148–154, [arXiv:hep-ph/9507269](#).
- [75] J. Gluza and M. Zralek, “Is there a chance to find heavy neutrinos in future linear colliders?,” *Phys. Lett. B* **372** (1996) 259–264, [arXiv:hep-ph/9510407](#).
- [76] J. Gluza, J. Maalampi, M. Raidal, and M. Zralek, “Heavy neutrino mixing and single production at linear collider,” *Phys. Lett. B* **407** (1997) 45–52, [arXiv:hep-ph/9703215](#).
- [77] A. Das and N. Okada, “Inverse seesaw neutrino signatures at the LHC and ILC,” *Phys. Rev. D* **88** (2013) 113001, [arXiv:1207.3734 \[hep-ph\]](#).
- [78] S. Banerjee, P. S. B. Dev, A. Ibarra, T. Mandal, and M. Mitra, “Prospects of Heavy Neutrino Searches at Future Lepton Colliders,” *Phys. Rev. D* **92** (2015) 075002, [arXiv:1503.05491 \[hep-ph\]](#).
- [79] S. Antusch, E. Cazzato, and O. Fischer, “Higgs production from sterile neutrinos at future lepton colliders,” *JHEP* **04** (2016) 189, [arXiv:1512.06035 \[hep-ph\]](#).
- [80] S. Antusch, E. Cazzato, and O. Fischer, “Displaced vertex searches for sterile neutrinos at future lepton colliders,” *JHEP* **12** (2016) 007, [arXiv:1604.02420 \[hep-ph\]](#).
- [81] S. Antusch, E. Cazzato, and O. Fischer, “Sterile neutrino searches at future e^-e^+ , pp , and e^-p colliders,” *Int. J. Mod. Phys. A* **32** no. 14, (2017) 1750078, [arXiv:1612.02728 \[hep-ph\]](#).
- [82] A. Das and N. Okada, “Bounds on heavy Majorana neutrinos in type-I seesaw and implications for collider searches,” *Phys. Lett. B* **774** (2017) 32–40, [arXiv:1702.04668 \[hep-ph\]](#).

- [83] S. Chakraborty, M. Mitra, and S. Shil, “Fat Jet Signature of a Heavy Neutrino at Lepton Collider,” *Phys. Rev. D* **100** no. 1, (2019) 015012, [arXiv:1810.08970 \[hep-ph\]](#).
- [84] A. Das, S. Jana, S. Mandal, and S. Nandi, “Probing right handed neutrinos at the LHeC and lepton colliders using fat jet signatures,” *Phys. Rev. D* **99** no. 5, (2019) 055030, [arXiv:1811.04291 \[hep-ph\]](#).
- [85] S. Mondal and S. K. Rai, “Polarized window for left-right symmetry and a right-handed neutrino at the Large Hadron-Electron Collider,” *Phys. Rev. D* **93** no. 1, (2016) 011702, [arXiv:1510.08632 \[hep-ph\]](#).
- [86] S. Mondal and S. K. Rai, “Probing the Heavy Neutrinos of Inverse Seesaw Model at the LHeC,” *Phys. Rev. D* **94** no. 3, (2016) 033008, [arXiv:1605.04508 \[hep-ph\]](#).
- [87] S. Mandal, M. Mitra, and N. Sinha, “Probing leptoquarks and heavy neutrinos at the LHeC,” *Phys. Rev. D* **98** no. 9, (2018) 095004, [arXiv:1807.06455 \[hep-ph\]](#).
- [88] M. Cirelli, N. Fornengo, and A. Strumia, “Minimal dark matter,” *Nucl. Phys. B* **753** (2006) 178–194, [arXiv:hep-ph/0512090](#).
- [89] **Particle Data Group** Collaboration, M. Tanabashi *et al.*, “Review of Particle Physics,” *Phys. Rev. D* **98** no. 3, (2018) 030001.
- [90] A. Alloul, N. D. Christensen, C. Degrande, C. Duhr, and B. Fuks, “FeynRules 2.0 - A complete toolbox for tree-level phenomenology,” *Comput.Phys.Commun.* **185** (2014) 2250–2300, [arXiv:1310.1921 \[hep-ph\]](#).
- [91] J. Alwall *et al.*, “The automated computation of tree-level and next-to-leading order differential cross sections, and their matching to parton shower simulations,” *JHEP* **1407** (2014) 079, [arXiv:1405.0301 \[hep-ph\]](#).
- [92] T. Sjostrand, S. Mrenna, and P. Z. Skands, “PYTHIA 6.4 Physics and Manual,” *JHEP* **0605** (2006) 026.
- [93] T. Sjöstrand *et al.*, “An Introduction to PYTHIA 8.2,” *Comput.Phys.Commun.* **191** (2015) 159–177, [arXiv:1410.3012 \[hep-ph\]](#).
- [94] **DELPHES 3** Collaboration, J. de Favereau *et al.*, “DELPHES 3, A modular framework for fast simulation of a generic collider experiment,” *JHEP* **1402** (2014) 057, [arXiv:1307.6346 \[hep-ex\]](#).
- [95] “Conference talk by O. Fischer, Exotic Higgs Search at Higgs & Top at LHeC,” <https://indico.cern.ch/event/774889/>.

- [96] Y. L. Dokshitzer, G. Leder, S. Moretti, and B. Webber, “Better jet clustering algorithms,” *JHEP* **08** (1997) 001, [arXiv:hep-ph/9707323](#).
- [97] M. Wobisch and T. Wengler, “Hadronization corrections to jet cross-sections in deep inelastic scattering,” [arXiv:hep-ph/9907280](#).
- [98] M. Cacciari and G. P. Salam, “Dispelling the N^3 myth for the k_t jet-finder,” *Phys. Lett. B* **641** (2006) 57–61, [arXiv:hep-ph/0512210](#).
- [99] M. Cacciari, G. P. Salam, and G. Soyez, “FastJet User Manual,” *Eur.Phys.J.* **C72** (2012) 1896, [arXiv:1111.6097 \[hep-ph\]](#).