

Heavy Ω_c and Ω_b baryons in the quark model

E. Ortiz-Pacheco and R. Bijker

Instituto de Ciencias Nucleares, Universidad Nacional Autónoma de México, A.P. 70-543,
04510 Ciudad de México, México

E-mail: bijker@nucleares.unam.mx

A. Giachino and E. Santopinto

INFN, Sezione di Genova, Via Dodecaneso 33, 16146 Genova, Italy

Abstract. In this contribution, we present a study of ground- and excited-state Ω_c and Ω_b baryons consisting of two strange quarks and a heavy charm or bottom quark. An analysis in the quark model shows that the recently observed excited Ω_c and Ω_b states can be interpreted in terms of λ -mode excitations.

1. Introduction

In recent years there has been a renewed interest in hadron physics especially concerning hadrons containing heavy (charm or bottom) quarks. The experimental discovery of many new heavy baryons [1] as well as candidates for multiquark configurations like tetraquark and pentaquark states [2, 3] has sparked a large number of studies into the structure of hadrons.

In particular, we mention the discovery of five new Ω_c states by the LHCb Collaboration in the $\Xi_c^+ K^-$ decay channel [4] and the subsequent confirmation of four of these states by the Belle Collaboration [5]: $\Omega_c(3000)$, $\Omega_c(3050)$, $\Omega_c(3065)$ and $\Omega_c(3090)$. In addition, the $\Omega_c(3188)$, even if not yet confirmed as a genuine resonance for lack of sufficient statistical significance, was seen by both LHCb and Belle, whereas the $\Omega_c(3119)$ was observed only by LHCb, but not by Belle.

Since neither LHCb nor Belle were able to determine angular momenta and parities, the assignment of quantum numbers is model dependent. Several different assignments exist in the literature, see *e.g.* [6, 7, 8, 9, 10, 11]. In particular, for the $\Omega_c(3119)$ there exists a variety of spin and parity assignments: $J^P = \frac{1}{2}^+$ or $\frac{3}{2}^+$ [8], $\frac{5}{2}^-$ [9], $\frac{3}{2}^+$ or $\frac{5}{2}^-$ [6].

The aim of this contribution is to present a quark model study of ground- and excited-state Ω_c baryons, and to show that they can be interpreted in terms of λ -mode excitations. The analysis is based both on masses and decay widths. A similar study is carried out for Ω_b baryons which subsequently was confirmed by new experimental data from the LHCb Collaboration [12].

2. Ω_c and Ω_b baryons

In the quark model, Ω_c and Ω_b baryons correspond to ssQ configurations consisting of two strange quarks and one heavy quark, $Q = c$ and b , respectively. In this contribution we consider a harmonic oscillator quark model with a spin, spin-orbit, isospin and flavor dependent terms

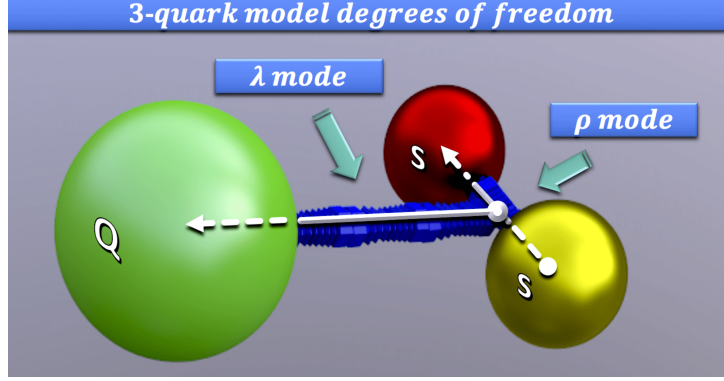


Figure 1. Excitation modes, ρ and λ .

according to Ref. [11]

$$H = H_{\text{ho}} + A \vec{S} \cdot \vec{S} + B \vec{L} \cdot \vec{S} + E \vec{I} \cdot \vec{I} + F C_{2SU_f(3)} . \quad (1)$$

The harmonic oscillator quark model for ssQ baryons with two equal masses $m_1 = m_2 = m_s$ different from the third $m_3 = m_Q$ is given by [13]

$$\begin{aligned} H_{\text{ho}} &= \sum_i \left(m_i + \frac{p_i^2}{2m_i} \right) + \frac{1}{2} C \sum_{i < j} (\vec{r}_i - \vec{r}_j)^2 \\ &= 2m_s + m_Q + \frac{P^2}{2(2m_s + m_Q)} + \frac{p_\rho^2}{2m_\rho} + \frac{p_\lambda^2}{2m_\lambda} + \frac{1}{2} m_\rho \omega_\rho^2 \rho^2 + \frac{1}{2} m_\lambda \omega_\lambda^2 \lambda^2 , \end{aligned} \quad (2)$$

where we have made a change of variables to relative Jacobi coordinates and the center-of-mass coordinate

$$\begin{aligned} \vec{\rho} &= (\vec{r}_1 - \vec{r}_2) / \sqrt{2} , \\ \vec{\lambda} &= (\vec{r}_1 + \vec{r}_2 - 2\vec{r}_3) / \sqrt{6} , \\ \vec{R} &= \frac{m_s(\vec{r}_1 + \vec{r}_2) + m_Q \vec{r}_3}{2m_s + m_Q} . \end{aligned} \quad (3)$$

The reduced masses are given by $m_\rho = m_s$ and $m_\lambda = 3m_s m_Q / (2m_s + m_Q)$, and the frequencies of the oscillators in the ρ and the λ coordinate by $\omega_\rho = \sqrt{3C/m_\rho}$ and $\omega_\lambda = \sqrt{3C/m_\lambda}$. For equal masses the two frequencies become the same, $\omega_\rho = \omega_\lambda$. For the case of interest in this contribution, qqQ baryons with two light and one heavy quark, the frequencies satisfy $\omega_\lambda < \omega_\rho$. For QqQ baryons the situation is reversed, $\omega_\rho < \omega_\lambda$.

The parameters in the Hamiltonian of Eq. (1) were obtained by studying the single-charm baryons, Σ_c , Λ_c and Ξ_c , and the single-bottom baryons, Σ_b and Λ_b [11]. The results are given in Table 1. We note, that the ssQ configurations in Table 2 all have the same isospin $I = 0$ and all belong to the flavor sextet. Moreover, the sum of the quark masses, $2m_s + m_Q$, is the same for all Ω_Q configurations. As a result, the mass differences only depend on the harmonic oscillator frequencies, $\hbar\omega_\rho$ and $\hbar\omega_\lambda$, the spin term A and the spin-orbit term B

$$\begin{aligned} M &= M(^2\Omega_Q) + \hbar\omega_\rho n_\rho + \hbar\omega_\lambda n_\lambda + A \left[S(S+1) - \frac{3}{4} \right] \\ &\quad + B \frac{1}{2} [J(J+1) - L(L+1) - S(S+1)] . \end{aligned} \quad (4)$$

Table 1. Parameter values for Ω_c and Ω_b baryons (ssQ baryons with $Q = c$ and $Q = b$, respectively) [11].

	$Q = c$	$Q = b$	
m_s	450	450	MeV
m_Q	1605	4920	MeV
C	0.0328	0.0235	GeV ³
A	21.54 ± 0.37	6.73 ± 1.63	MeV
B	23.91 ± 0.31	5.15 ± 0.33	MeV
E	30.34 ± 0.23	26.00 ± 1.80	MeV
G	54.37 ± 0.58	70.91 ± 0.49	MeV

Here L , S and J represent the orbital angular momentum, the spin and the total angular momentum, respectively.

In this contribution we only consider Ω_c and Ω_b baryons associated with the ground-state configuration ψ_0 with $(n_\rho, n_\lambda) = (0, 0)$, and with one quantum of excitation, either in the λ mode, ψ_λ with $(n_\rho, n_\lambda) = (0, 1)$, or in the ρ mode, ψ_ρ with $(n_\rho, n_\lambda) = (1, 0)$ (see Fig. 1). The allowed ssQ configurations are given in Table 2. The ground state ψ_0 can be combined with spin $S = 1/2$ or $3/2$ to give two positive parity baryons, ${}^2\Omega_Q$ and ${}^4\Omega_Q$, with $J^P = 1/2^+$ and $3/2^+$, respectively. The λ excitation gives rise to a total of five negative parity baryon resonances, whereas the ρ excitation leads to two negative parity states.

Table 2. Classification of ssQ baryons.

State	Wave function	(n_ρ, n_λ)	L	J^P
${}^2\Omega_Q$	$ssQ [\psi_0 \times \chi_\lambda]$	(0, 0)	0	$\frac{1}{2}^+$
${}^4\Omega_Q$	$ssQ [\psi_0 \times \chi_S]$	(0, 0)	0	$\frac{3}{2}^+$
${}^2\lambda_J(\Omega_Q)$	$ssQ [\psi_\lambda \times \chi_\lambda]$	(0, 1)	1	$\frac{1}{2}^-, \frac{3}{2}^-$
${}^4\lambda_J(\Omega_Q)$	$ssQ [\psi_\lambda \times \chi_S]$	(0, 1)	1	$\frac{1}{2}^-, \frac{3}{2}^-, \frac{5}{2}^-$
${}^2\rho_J(\Omega_Q)$	$ssQ [\psi_\rho \times \chi_\rho]$	(1, 0)	1	$\frac{1}{2}^-, \frac{3}{2}^-$

3. Masses and decay widths

In Fig. 2 we show a comparison of the theoretical (red dots) and experimental mass spectrum (blue, violet and black lines) of Ω_c baryons in combination with a tentative assignment of quantum numbers. The $\Omega_c(3000)$ and $\Omega_c(3065)$ baryons are assigned to the λ -mode excitation ${}^2\lambda_J(\Omega_Q)$ configuration with $J^P = 1/2^-$ and $3/2^-$, respectively, and the $\Omega_c(3050)$, $\Omega_c(3090)$ and $\Omega_c(3188)$ baryons to the λ -mode excitation ${}^4\lambda_J(\Omega_Q)$ configuration with $J = 1/2^-, 3/2^-$ and $5/2^-$, respectively. We find a good agreement between the theoretical mass spectrum and the experimental data. With the exception of the lightest and the heaviest resonant states, $\Omega_c(3000)$ and $\Omega_c(3188)$, respectively, the theoretical masses are in agreement with the data within the experimental error, which is very small (less than 1 MeV).

Similarly to Refs. [14, 15, 16], we suggest a molecular interpretation of the $\Omega_c(3119)$ state which was observed by the LHCb [4], but not by Belle [5].

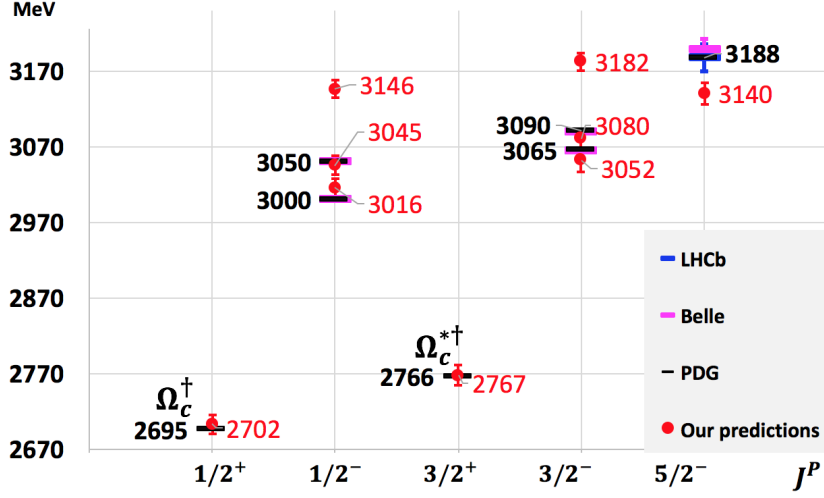


Figure 2. Ω_c mass spectrum with tentative quantum number assignments. Quark model [11] (red dots), LHCb [4] (blue line), Belle [5] (violet line) and PDG [1] (black line).

Until recently, the experimental knowledge on Ω_b baryons was limited to Ω_b^- with mass 6046 MeV [1] which we assign as the ${}^2\Omega_b$ quark model state. In Fig. 3, we show the results of our calculations for the ground- and excited-state Ω_b baryons [11]. Shortly thereafter, the LHCb Collaboration announced the first observation of excited Ω_b^- states as four peaks in the $\Xi_b^0 K^-$ mass spectrum [12] with decay widths of the order of a few MeV. In Table 3 we make a comparison between our predictions and the new experimental results. The assignment of quantum numbers is based on the masses.

In Table 3 we also show the results for the strong decays

$$\begin{aligned}\Gamma(ssc \rightarrow qsc + s\bar{q}) &= \Gamma(\Omega_c \rightarrow \Xi_c + \bar{K}) + \Gamma(\Omega_c \rightarrow \Xi'_c + \bar{K}) , \\ \Gamma(ssb \rightarrow qsb + s\bar{q}) &= \Gamma(\Omega_b \rightarrow \Xi_b + \bar{K}) + \Gamma(\Omega_b \rightarrow \Xi'_b + \bar{K}) .\end{aligned}\quad (5)$$

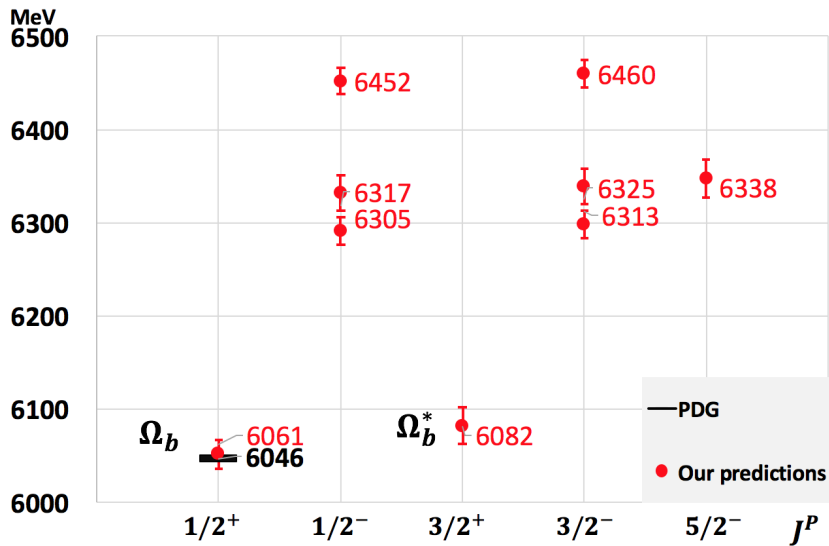


Figure 3. Predicted Ω_b mass spectrum. Quark model [11] (red dots) and PDG [1] (black line).

Table 3. Masses and decay widths of Ω_c (top) and Ω_b baryons (bottom). Experimental data taken from [1, 4, 12].

State	M (MeV)	Γ (MeV)	Exp	Mass (MeV)	Γ_{tot} (MeV)
${}^2\Omega_c$	2702 ± 12	–	Ω_c	2695.2 ± 1.7	
${}^4\Omega_c$	2767 ± 13	–	$\Omega_c(2770)$	2765.9 ± 2.0	
${}^2\lambda(\Omega_c)_{1/2}$	3016 ± 9	0.48	$\Omega_c(3000)$	3000.4 ± 0.2	$4.5 \pm 0.6 \pm 0.3$
${}^4\lambda(\Omega_c)_{1/2}$	3045 ± 13	1.0	$\Omega_c(3050)$	3050.2 ± 0.1	< 1.2
${}^2\lambda(\Omega_c)_{3/2}$	3052 ± 15	3.5*	$\Omega_c(3065)$	3065.5 ± 0.3	$3.5 \pm 0.4 \pm 0.2$
${}^4\lambda(\Omega_c)_{3/2}$	3080 ± 13	1.09	$\Omega_c(3090)$	3090.0 ± 0.5	$8.7 \pm 1.0 \pm 0.8$
Molecule			$\Omega_c(3120)$	3119.1 ± 1.0	< 2.6
${}^4\lambda(\Omega_c)_{5/2}$	3140 ± 14	9.87	$\Omega_c(3188)$	3188 ± 14	60 ± 26
${}^2\rho(\Omega_c)_{1/2}$	3146 ± 12	0	n.o.		
${}^2\rho(\Omega_c)_{3/2}$	3182 ± 12	0	n.o.		
${}^2\Omega_b$	6061 ± 15	–	Ω_b	6046.1 ± 0.7	
${}^4\Omega_b$	6082 ± 20	–	n.o.		
${}^2\lambda(\Omega_b)_{1/2}$	6305 ± 15	0.50	$\Omega_b(6316)$	6315.6 ± 0.6	$< 2.8 \pm 4.2$
${}^2\lambda(\Omega_b)_{3/2}$	6313 ± 15	1.14	$\Omega_b(6330)$	6330.3 ± 0.6	$< 3.1 \pm 4.7$
${}^4\lambda(\Omega_b)_{1/2}$	6317 ± 19	2.79	$\Omega_b(6340)$	6339.7 ± 0.6	$< 1.5 \pm 1.8$
${}^4\lambda(\Omega_b)_{3/2}$	6325 ± 19	0.62	$\Omega_b(6350)$	6349.9 ± 0.6	$< 2.8 \pm 3.2$
${}^4\lambda(\Omega_b)_{5/2}$	6338 ± 20	4.28	n.o.		
${}^2\rho(\Omega_b)_{1/2}$	6452 ± 15	0	n.o.		
${}^2\rho(\Omega_b)_{3/2}$	6460 ± 15	0	n.o.		

The theoretical values were calculated in a 3P_0 decay model in which the strength parameter was fitted to the decay of the $\Omega_c(3065)$ baryon. The experimental data correspond to the total decay width, there is no information on branching ratios. Table 3 shows that the theoretical widths which are based on the mass estimates and the quantum number assignments, are compatible with the present experimental data for both the Ω_c and Ω_b baryons. In particular, the λ -mode decay widths of the Ω_c and Ω_b states are of the order of a few MeV, whereas the ρ -mode decay widths are forbidden by selection rules.

The LHCb Collaboration reported the observation of four excited Ω_b baryons [11]. In a quark model analysis like the present one, one would expect, just as for the Ω_c baryons, the occurrence of five such states as λ -mode excitations. The ρ -mode excitations arise at a somewhat higher mass, but they are decoupled from the $\Xi_b^0 K^-$ decay channel.

4. Summary and conclusions

In this contribution we showed that the five excited Ω_c^0 states observed by the LHCb Collaboration [4] and later confirmed by the Belle Collaboration [5] can be understood in a very simple manner in the quark model as λ -mode excited states. In addition, one expects two more Ω_c^0 states as ρ -mode excited states, but these have a bit higher mass and, most importantly, are decoupled from the $\Xi_c^+ K^-$ decay channel by selection rules.

The same observations hold for the beauty (or bottom) sector. In the quark model, one

predicts the occurrence of five Ω_b^- states as λ -mode excitations, and two more as ρ -mode excitations. Meanwhile, four excited Ω_b^- states have been observed by the LHCb Collaboration [12] with masses very close to the predicted values.

Our conclusions are not only based on mass systematics, but also on decay widths. The strong decay widths of the channels $\Omega_c^0 \rightarrow \Xi_c^+ K^-$ and $\Omega_b^- \rightarrow \Xi_b^0 K^-$ were calculated in a 3P_0 model to be of the order of a few MeV, in agreement with the experimental data for the total widths. Since there is no experimental information available on branching ratios, the only constraint we have is that the calculated widths have to be smaller than the experimental values for the total widths.

A final remark concerns the quantum numbers of the Ω_c^0 and Ω_b^- states. The spin and parity assignments in Table 3 are based on mass systematics and decay widths. Their values have not (yet) been determined experimentally.

Acknowledgments

This work was supported in part by grant IN101320 from DGAPA-UNAM and by grant 251718 from CONACyT, Mexico.

References

- [1] Tanabashi M *et al.* (Particle Data Group) 2018 and 2019 update *Phys. Rev. D* **98** 030001
- [2] Olsen S L, Skwarnicki T and Zieminska D 2018 *Rev. Mod. Phys.* **90** 015003
- [3] Liu Y R, Chen H X, Chen W, Liu X and Zhu S L 2019 *Prog. Part. Nucl. Phys.* **107** 237
- [4] Aaij R *et al.* (LHCb Collaboration) 2017 *Phys. Rev. Lett.* **118** 182001
- [5] Yelton J *et al.* (Belle Collaboration) 2018 *Phys. Rev. D* **97** 051102(R)
- [6] Karliner M and Rosner J L 2017 *Phys. Rev. D* **95** 114012
- [7] Zhao Z, Ye D D and Zhang A 2017 *Phys. Rev. D* **95** 114024
- [8] Wang K L, Xiao L Y, Zhong X H and Zhao Q 2017 *Phys. Rev. D* **95** 116010
- [9] Padmanath M and Mathur N 2017 *Phys. Rev. Lett.* **119** 042001
- [10] Agaev S S, Azizi K and Sundu H 2017 *Eur. Phys. J. C* **77** 395
- [11] Santopinto E, Giachino A, Ferretti J, García-Tecocoatzí H, Bedolla M A, Bijker R and Ortiz-Pacheco E 2019 *Eur. Phys. J. C* **79** 1012
- [12] Aaij R *et al.* (LHCb Collaboration) 2020 *Phys. Rev. Lett.* **124** 082002
- [13] Isgur N and Karl G 1978 *Phys. Rev. D* **18** 4187
- [14] Huang Y, Xiao C J, Lü Q F, Wang R, He J and Geng L 2018 *Phys. Rev. D* **97** 094013
- [15] Nieves J, Pavao R and Tolos L 2018 *Eur. Phys. J. C* **78** 114
- [16] Debastiani V R, Dias J M, Liang W H and Oset E 2018 *Phys. Rev. D* **97** 094035