

ReLeTA: Reinforcement Learning for Thermal-Aware Task Allocation on Multicore

Shi-Gui Yang, Yuan-Yuan Wang, Di Liu, Xu Jiang, Hui Fang, Yu Yang, Mingxiong Zhao

Abstract—In this paper, we propose *ReLeTA*: Reinforcement Learning based Task Allocation for temperature minimization. We design a new reward function and use a new state model to facilitate optimization of reinforcement learning algorithm. By means of the new reward function and state model, *ReLeTA* is able to effectively reduce the system peak temperature without compromising the application performance. We implement and evaluate *ReLeTA* on a real platform in comparison with the state-of-the-art approaches. Experimental results show *ReLeTA* can reduce the average peak temperature by 4 °C and the maximum difference is up to 13 °C.

I. INTRODUCTION

The new transistor technology allows more cores to be fabricated on a chip to pursue better performance. However, the increased number of cores leads to higher power/energy consumption and undissipated temperature. High operating temperature greatly influences the system performance and reliability and exacerbates the chip wear-out. Therefore, effective thermal management techniques have recently attracted a lot attention [1].

Different approaches were proposed to manage the temperature of a system by means of dynamic voltage/frequency/scaling (DVFS) [2] and dynamic power management (DPM) techniques [3] or/and a thermal-aware task allocation [4]–[7]. Recently, machine learning (ML) techniques, like supervised learning and reinforcement learning, have demonstrated its superior ability in prediction and classification. Hence, some works strive to apply machine learning techniques to conduct power/thermal management and task allocation such as [3], [5]–[7]. In [1], the authors comprehensively reviewed all works which deploy ML techniques to conduct power, energy, thermal and resource management.

ML-based approaches usually adopt supervised techniques, such as linear classification, linear regression prediction, etc, [8] to predict the system status and classify applications into different categories so that the system scheduler can allocate tasks to a proper core according to ML classification. However, these approaches may suffer from inadequate training data and portability issue, i.e., the model trained on a platform model may not be applicable on different platforms. On the other hand, some approaches exploit reinforcement learning (RL) [6], [7] to allocate tasks to cores for effectively managing the system performance/temperature. RL features a *trial-and-error* paradigm, so it does not need any training data. In addition, instead of classifying tasks into different categories, RL derives an optimal decision policy using an on-line learning scheme. Thus, it can be easily applied over different platforms. More details about RL are given in Sec III-A. Therefore, the RL-based approaches have attracted increasing attention in recent years [1].

Although the existing RL-based approaches such as [6], [7] have provided some promising results, these approaches still have two shortcomings: 1) **Ineffective reward function and state model**: Reward function and state model play a critical role in RL. The existing approach like [6] uses a simple reward and state setup which leads to a sub-optimal policy for thermal management, whereas the approach [7] presents a sophisticated reward which takes into account the system performance and temperature at the same time. However, through experiments, we find that their reward function cannot achieve a good balance between the two metrics (See Fig. 3 in Sec. IV); 2) **Evaluation on simulators**: instead of evaluating on real platforms, [6] evaluated their approach on Sniper simulator [9]. The simulation procedure is time-consuming, and its results cannot accurately reflect all system variance, thereby undermining its applicability on real systems.

To overcome the above-mentioned issues, in this paper, we propose *ReLeTA* : Reinforcement Learning based Task Allocation on multicores for thermal minimization. *ReLeTA* works as an allocator in an operating system, assigning incoming applications to a proper core in order to minimize system temperature. In summary, this paper makes the following contributions:

- 1) We propose a new method to model the system state and design the reward function. The new reward function and state model better facilitate optimization of RL algorithm comparing to the state-of-the-art approaches;
- 2) Given the new reward function and state model, we present *ReLeTA* which deploys the Q-learning algorithm and neural network to achieve an effective task allocation in terms of thermal management; and
- 3) We evaluate the effectiveness and efficiency of *ReLeTA* on a real platform in comparison with two existing RL-base approaches and *Linux default scheduler*. The results show *ReLeTA* can reduce the system temperature by 4°C on average and 13°C in the best case while maintaining system performance.

The reminder of this paper is organized as follows. Sec II discusses the related work. Sec III gives the preliminaries about RL and a motivational example. Sec IV presents *ReLeTA*. Sec V demonstrates the experimental results and Sec VI concludes this paper.

II. RELATED WORK

Machine learning (ML) techniques have demonstrated a huge potential in diverse applications, such as image classification, voice recognition, etc. A plenty of works deploys ML to optimize energy consumption, minimize temperature and manage hardware resource [1]. In [5], the authors proposed a

task mapping algorithm using Support Vector Machine (SVM) classification [8] to predict the best task mapping. In [3], the authors used a learning tree to accurately predict the duration of future idle periods to adjust the system’s work state. In [10], the authors proposed a task mapping method based on Linear Regression model [8]. All these approaches use supervised learning and need a lot of diverse training data to generate an accurate prediction model. However, the diverse training data is difficult to obtain [1]. Moreover, one model trained based on one data set and one hardware model may be inapplicable to other platforms and different applications. A comprehensive review of machine learning on multicore systems can be found in [1]

Comparing to the approaches based on supervised learning, RL techniques do not need training data to generate a prediction model. Instead it generates an optimal policy via continuous interactions. Thus, RL-based approaches recently have attracted the increasing attention. Most of them use RL to control the system frequency and operational state such as [11], and more can be found in [1]. Due to the increasing diversity of applications and underlying hardware platforms, the task allocation on multicore systems has become a challenging problem. Few works strive to adopt RL to allocate tasks for thermal management. *ReLeTA* is very similar to [6] and [7] which both optimize the system temperature by RL-based task allocation. However, the reward function and state model of [6] are too simple to accurately capture the system execution variation, thereby leading to a sub-optimal task allocator. In addition, since they evaluated their approach on a system simulator, it is difficult to gain the precise temperature variation during application executions, thus limiting its applicability. Throughout this paper we refer to their approach as LTB. In [7], the authors defined a multi-objective reward function to guide the system optimization and their RL agent performs the task allocation and frequency scaling at the same time. However, by our experiments on a real platform, we found their reward and action model cannot derive a good allocation-selection policy with two goals. More details are given in Sec. III-C. Throughout this paper, we refer to this approach as DSM. In this paper, we propose *ReLeTA* to overcome the flaws mentioned above and implement it on a real system.

III. PRELIMINARIES

A. Reinforcement Learning

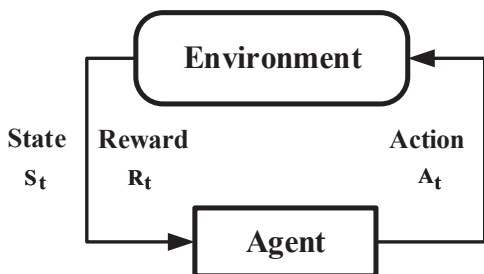


Fig. 1: Reinforcement learning

Different from the widely used supervised learning algorithms which learn a prediction model from a plethora of data, RL deploys the *trail-and-error* scheme to ‘teach’ an agent to select an optimal decision in an environment for the maximum reward [12]. RL features an online learning procedure and obtains the optimal decision policy through continuous interaction with the environment.

The operational semantics of RL is given in Fig 1. RL has two components, an *agent* and an *environment*. The agent performs an action based on its current state and the environment responds to the action by returning a reward and states back to the agent. The agent improves its decision policy according to the reward it received. The primary objective of RL is to maximize the long-term accumulated reward.

B. Q-Learning Algorithm

In this paper, we deploy *Q-learning* algorithm [12] as our RL algorithm. *Q-learning* is a promising technique which has been widely used in different contexts. *Q-learning* uses *Q* value, which is a function of current state S_i and action A_i shown in Eq. (1), to improve its decision policy. The *Q* value indicates the expected future reward after performing action A_i under state S_i and is updated using the following equation:

$$Q(S_i, A_i) \leftarrow Q(S_i, A_i) + \alpha [R_{i+1} + \lambda \max_{a'} Q(S_{i+1}, a') - Q(S_i, A_i)] \quad (1)$$

where α and γ denote the learning rate and the discount factor [12], respectively.

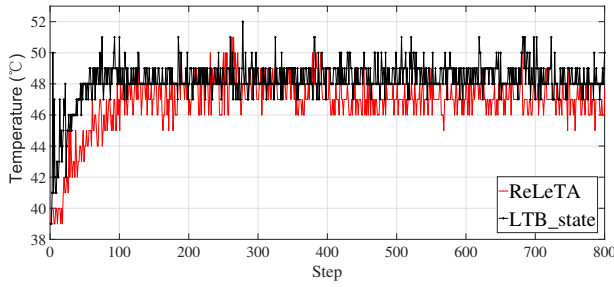
C. Motivational Example

Before proceeding to the presentation of *ReLeTA*, we motivate the proposal of *ReLeTA*. In [6], they capture all cores’ temperature as their system state and calculate the reward using the following equation:

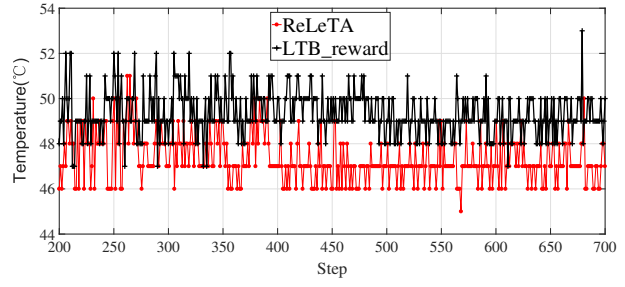
$$R = T_{em} - T_{max} \quad (2)$$

where T_{em} and T_{max} denote an estimated maximum temperature and maximum temperature obtained from all cores, respectively.

In Fig. 2, we show the experimental results conducted on our experimental platform (See the detail in Sec. V) in which we use either the same reward function or state model and compare another one with the ones of [6] in terms of temperature minimization. This experiment adopts benchmark *facesim* from PARSEC benchmark suite [13]. We repeatedly execute the benchmarks for 1200 times and record the system temperature variation. Here, we only show the partial results to clearly demonstrate the difference between two approaches. When using different state models with the same *ReLeTA* reward function shown in Fig. 2a, the one with LTB’s state model increases the system peak temperature by 1.3 °C on average. This is because their state model based on cores’ temperature is too simple to accurately capture the system state and workload variation which has a significant effect on the system temperature. When using different reward functions with the same *ReLeTA* state model shown in Fig. 2b, the one using LTB’s reward function increases the system peak



(a) Same reward function but different state model



(b) Same state model but different reward function

Fig. 2: Comparison of different reward and state models

temperature by 2.0 °C on average.¹ We find in some cases different actions (i.e., task allocations) may have the same T_{\max} , so in this situation it is difficult to distinguish the effects of different actions. As a result, this reward function cannot effectively help the algorithm to improve its action-selection policy.

In [7], the authors integrated two metrics into the reward function and conducted task allocation and DVFS at the same time. However, we find although their approach can achieve a lower temperature on average, it does not achieve a good balance between two metrics considered. As the consequence, their action-selection policy cannot converge to an optimal policy, and the experimental results are shown in Fig. 3. We execute benchmark *facesim* 1200 times on our experimental platform using DSM approach. Since the reward function of DSM needs a latency constraint, we specify 5s as its latency constraint.

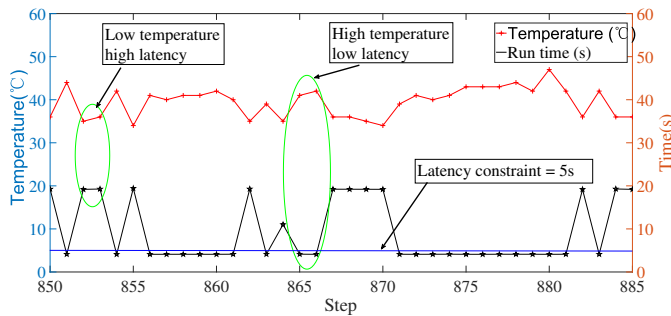


Fig. 3: Temperature and time variance of DSM.

Fig. 3 shows the time and temperature variance spanning from the 850th execution to the 885th execution. We see that even after more than 800 executions, DSM still misses the specified latency constraint where it may scale down the frequency to pursue a lower temperature but completely ignoring the latency constraint, verse vice. From the examples, we can see the existing RL-based approaches do not lead to an optimal allocation decision in terms of temperature minimization. Therefore, we present the new *ReLeTA*.

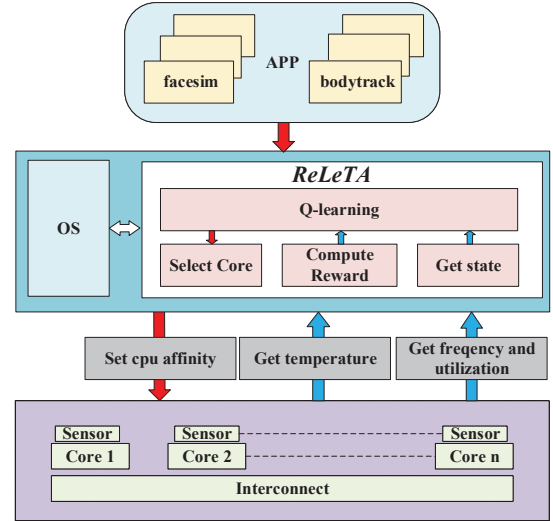


Fig. 4: The overview of *ReLeTA*

IV. RELETA

Fig. 4 presents the overview of *ReLeTA*, where *ReLeTA* serves as a task allocator in a system, interacting with OS and obtaining the system information directly from the underlying hardware. When a new application arrives, *ReLeTA* collects the system state, such as utilization, frequency and temperature from performance counters and system sensors and decides where to allocate the application by using *cpuaffinity* to minimize system temperature.

As stated in Sec III-B, we adopt *Q-learning* as our fundamental RL algorithm. Therefore, in this section, we present how we setup the action space, design the reward function and model the state for *ReLeTA*. This new reward function and state model facilitates optimization of *ReLeTA* in terms of temperature minimization. In addition, the traditional *Q-learning* uses a table to store values of all state-action pairs such that the algorithm could find the value through looking up the value table. However, the tabular approach is prone to the scalability issue, so in *ReLeTA*, we design a neural network to effectively approximate Q-value (Details in Sec IV-D).

¹Here, we adopt *ReLeTA*'s reward and state, but using LTB's show the same trend and the difference is slight.

A. Action Space

Since a complex action like [7] (shown in Fig. 3) may lead to unstable results, in *ReLeTA*, we only perform task allocation in each action. Therefore, the action space of *ReLeTA* is as follows:

$$A = \{1, 2, 3, \dots, n\}$$

where n is the number of cores the system has. The allocator is the agent in RL, while the system itself is the environment. Every time a new task allocation is done, *ReLeTA* samples corresponding data from the system as the state and computes the reward for the agent.

B. State Model

The allocator makes its decision based on the states received, so the state model should precisely capture the factors which are critical to the system's temperature and may help to find a good task allocation.

To better model the system variance, we use the combination of each core's frequency and utilization to model the environmental state. The rationale behind this new state model is because frequency is closely related to the system temperature and utilization indicates the executing workload which is useful to predict the system status when a new task is pending for allocation. Thus, when *ReLeTA* needs to determine which core to assign an application, it reads the current frequency and utilization of all cores from the system, and combines them into a state vector as follows:

$$S_t = \{F_1, F_2, \dots, F_n, U_1, U_2, \dots, U_n\}$$

where n is the number of active cores on the system. F_i and U_i denote the current frequency level and utilization of core i , respectively².

C. Reward Function

Since RL improves its policy through continuous interaction and reward returned by the environment, reward is highly critical to RL. From the motivational example, we see that an ineffective reward function results in a sub-optimal policy in terms of temperature minimization.

In *ReLeTA*, we use a new way to design the reward function shown in Eq. (3). As seen in Fig. 3, although a multi-objective reward function takes into account two metrics, it does not necessarily lead to an optimal policy to achieve a good trade-off between two metrics. Therefore, the new reward function only adopts a single metric, i.e., the system temperature. However, instead of using a constant value (the estimated temperature T_{em}), we use the average system temperature as the reward reference, which can precisely reflect the real system status. Then, we record the new temperature ($actionTem_t$) of the core after it receives the new task and take as the reward the difference between the reference temperature and the new temperature.

$$R(t) = meanTem_{t-1} - actionTem_t \quad (3)$$

²In our case, we assume that there exists a frequency governor like Linux ondemand to help the system control frequencies

The new reward function directly deploys the real system temperature as reference and the temperature from the assigned core, so it can better evaluate the effectiveness of the allocation performed by the policy.

D. Q-Value Approximation

ReLeTA uses *Q-learning* as RL algorithm to improve the action-selection policy, and the traditional *Q-learning* algorithm uses a table to store all *Q-value*. However, the tabular method suffers from the severe scalability issue, and its memory requirement increases exponentially with the increasing number of states and actions. To mitigate this issue, *neural network* (NN) is deployed to replace the Q-table to approximately estimate the *Q-value* under different states [12].

In *ReLeTA*, we also adopt NN to approximate *Q-value*. To design an effective NN for our *Q-value* approximation, we empirically evaluate the effect of the number of layers and neuron per each layer. The objective here is to construct a simple NN while not losing its accuracy. Through a plenty of experiments with different NN settings, we find that a simple three-layer NN, i.e., one input layer, one hidden layer with $2 \times n$ neurons and one output layer network structure, can achieve the same accuracy as some more complex NN structures. Therefore, we select this three-layer NN as our *Q-value* approximator. Then, we can use the following equation to approximate *Q-value*:

$$Q(s, a) = \theta_1 F_1 + \theta_2 F_2 \dots + \theta_n F_n + \theta_{n+1} U_1 + \theta_{n+2} U_2 \dots + \theta_{2n} U_n + b \quad (4)$$

where $\theta = \{\theta_1, \theta_2, \dots, \theta_{2n}\}$ denotes the parameters of the NN and b denotes the bias [8].

For training the NN, we deploy the following loss function and use stochastic gradient descent (SGD) to update NN's parameters θ .

$$L(\theta) = E[(r + \gamma \max_{a'} Q(s', a', \theta) - Q(s, a, \theta))^2] \quad (5)$$

This loss function calculates the difference between the estimated *Q-value* and the true *Q-value*.

Learning rate: Learning rate is a hyper-parameter in NN training which influences the convergent efficiency of the algorithm. Through our experiments, we observe that learning rate of 0.8 shows the best result in terms of the convergent efficiency. Therefore, in this work, we adopt 0.8 learning rate to update the NN.

E. ϵ -greedy Strategy

In *ReLeTA*, we also adopt the widely used ϵ -greedy strategy to prevent the training policy from converging to a sub-optimal policy [12]. The ϵ is a probability indicating there is a probability ϵ the agent randomly selects an action instead of using the action decided by the policy. This strategy ensures that every action has a small probability to be performed such that the obtained policy will not converge to a sub-optimal one. In *ReLeTA*, we deploy a decay ϵ , i.e., the value of ϵ gradually decreases with more executions. This means at the initial stage the algorithm is encouraged to explore more possibility to find a better policy, while at the later stage the algorithm is

preferred to use its trained policy. ϵ is set to 0.1 at beginning and finally reduces to 0.03.

F. ReLeTA

The pseudo code of *ReLeTA* is given in Algorithm 1. The input of *ReLeTA* is an application and the result is a task allocation made by *ReLeTA*. When a new application is released, *ReLeTA* uses its policy or ϵ -greedy strategy (Line 2-5) to determine an allocation and performs this allocation using *cpuaffinity* (Line 6). From Line 7 to 10, *ReLeTA* updates the states and improves the NN.

Algorithm 1: ReLeTA

Input: A new task
Result: The task allocation

- 1 Get frequency and utilization of all cores as state s_t and decide the allocation;
- 2 **if** With probability ϵ **then**
- 3 $a_t \leftarrow$ Randomly select an action from the action space.
- 4 **else**
- 5 $a_t = \text{argmax}_a Q(s_t, a; \theta)$
- 6 Set application affinity using a_t ;
- 7 Get frequencies and utilizations of all core as s_{t+1} ;
- 8 Compute reward r_t using Eq. (3)
- 9 Compute r_t through formula (3);
- 10 Update θ based on Eq. (5) and SGD;

V. EXPERIMENT

We have evaluated *ReLeTA* against LTB [6] and DSM [7] as well as *Linux default* scheduler on a real computer system with Ubuntu 16.04 LTS. The platform has an Intel Core I7-4790 with 4 cores of maximum frequency 3.6 GHz and 8GB memory. For our evaluations, we select 8 benchmarks from the widely used PARSEC benchmark suite [13], *bodytrack*, *blackscholes*, *canneal*, *dedup*, *facesim*, *ferret*, *fluidanimate*, *freemine*.

A. Comparison Between LTB and ReLeTA

Since LTB has the same objective and execution semantic as *ReLeTA*, we, in the first experiment, evaluate *ReLeTA* against LTB in terms of temperature minimization. We repeatedly release the benchmarks from the generated task set with a random time interval. To evaluate the effect of application diversity, we randomly select benchmarks to form three task sets with 3, 5 and 8 benchmarks, respectively. Both approaches use *Linux governor* ‘ondemand’ to manage CPU frequency.

Fig. 5 presents the results using different task sets, where for each experiment, we execute benchmarks in total 2000 times (i.e. each step at *x-axis* implies one application release). The *y-axis* indicates the highest temperature of the system. However, to clearly demonstrate the experimental results, we only show the partial results in which the two approaches have converged to their optimal policies and our *ReLeTA* has shown its superiority over LTB. From the experimental results, we have the following observations:

- When only executing 3 and 5 benchmarks LTB performs slightly better than *ReLeTA* at the beginning. This is because LTB uses RBF to approximate Q-value, and RBF is known to have faster convergence³. With the increasing

³We also evaluate the effectiveness of RBF using our reward and state models, but the NN used in *ReLeTA* shows better results.

Task set	Average Diff (°C)	Max Diff (°C)
3 benchmarks	2.6 °C	10 °C
5 benchmarks	3.7 °C	13 °C
8 benchmarks	4.0 °C	8 °C

TABLE I: Summary of LTB experiments

interactions with the system, *ReLeTA* gradually shows its superiority than LTB.

- When more benchmarks are added to the evaluation, *ReLeTA* completely outperforms *LTB*. In Fig. 5c *ReLeTA* demonstrates its superiority over *LTB* in terms of temperature minimization from the beginning.

Table I summaries the numerical results of this experiment, where we see in the best case *ReLeTA* reduces the average system temperature by 4 °C when allocating 8 different benchmarks. The maximum difference is 13 °C when allocating 5 benchmarks.

B. Comparison Between DSM, Linux, LTB and ReLeTA

In the second experiment, we evaluate *ReLeTA* against DSM, LTB and *Linux default* scheduler. Since DSM performs an action with task allocation and frequency scaling at the same time, other three approaches use *Linux DVFS governor*, ‘on-demand’, to manage each core’s frequency. We use benchmarks *canneal*, *dedup*, and *facesim* to conduct this experiment. In DSM reward function, a latency constraint needs to be specified, so we measure the execution times of three benchmarks and set 2s, 43, and 5s as their latency constraints, respectively. In total, we execute these benchmarks 400 times.

The experimental results are given in Fig. 6, where y-axis shows the peak temperature and x-axis shows execution time. From the experimental results, we find:

- Since DSM performs task allocation and DVFS at the same time, it can trade off its execution time for the lower temperature. Hence, we see that DSM completes all execution around 3000s with lower temperature, whereas other approaches finish all executions much earlier with higher temperature. Upon the completion, LTB, *Linux* and *ReLeTA* switch to the power save mode, thereby significantly lowering the system temperature. However, we compare the average system temperature of four approaches over the DSM execution interval, where the results are summarized in Table II. The average temperature of *ReLeTA* is only 0.6°C higher than DSM’s.

	<i>Linux</i>	<i>ReLeTA</i>	LTB	DSM
average temp vs DSM	46.4°C	41.2°C	43.7°C	40.6°C
	5.8°C	0.6°C	3.1°C	

TABLE II: Temperature comparison between the four approaches

- Although DSM has a latency constraint in its reward function, but their policy does not guarantee to meet it as shown in Fig 3. Table III shows the rate of the latency constraint violated by all methods. We see that DSM misses latency constraints by 41%, 5% and 4%, respectively, whereas *ReLeTA* only misses the latency constraints by 2%, 3% and 0% respectively.

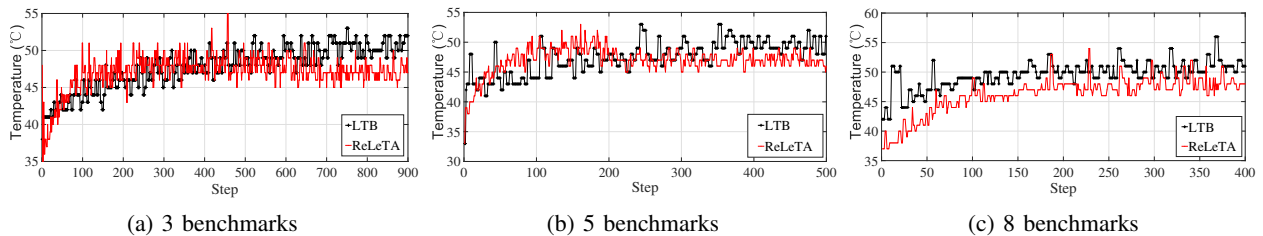


Fig. 5: Comparison between LTB and ReLeTA

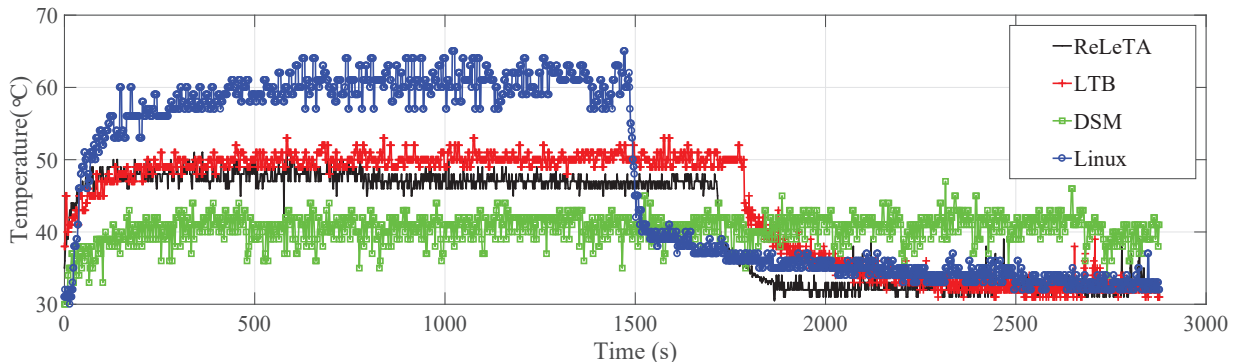


Fig. 6: Comparison between the four approaches within the same time interval

- Comparing to *Linux* default scheduler, *ReLeTA* violates few latency constraints but reduces the system temperature by 5.2°C , achieving a good trade-off between the performance and thermal management.

task	linux	<i>ReLeTA</i>	LTB	DSM
canneal	0%	2%	0%	41%
dedup	0%	3%	14%	5%
facesim	0%	0%	0%	4%

TABLE III: Latency constraint violation

Overhead comparison: Except the temperature and performance, we also evaluate the efficiency of *ReLeTA*, LTB and DSM in terms of allocation overhead. The results are summarized in Table IV, where we can see that the average overhead of all three approaches are smaller than 1ms, but the maximum overhead of DSM is 3 times higher than *ReLeTA* and LTB. *ReLeTA* has lower overhead than DSM, but higher than LTB. We found the allocation overhead is mainly determined by the complexity of reward function and state model.

Method	Average overhead	Max overhead
DSM	0.776ms	3.76ms
LTB	0.296ms	1.04ms
<i>ReLeTA</i>	0.540ms	1.3ms

TABLE IV: Overhead Comparison

VI. CONCLUSION AND FUTURE WORK

In the paper, we propose a new task allocation method based on reinforcement learning, namely *ReLeTA*, to minimize temperature. *ReLeTA* presents a new reward function and state model to better optimize the task allocation algorithm. The experimental results show the effectiveness and efficiency

ReLeTA compared to the other two methods. In future, we plan to extend *ReLeTA* to heterogeneous platforms.

REFERENCES

- [1] S. Pagani, M. P. D. Sai, A. Jantsch, and J. Henkel, "Machine learning for power, energy, and thermal management on multi-core processors: A survey," *IEEE TCAD*, vol. PP, no. 99, pp. 1–1, 2013.
- [2] J. Donald and M. Martonosi, "Techniques for multicore thermal management: Classification and new exploration," in *Proceedings of ISCA*. Washington, DC, USA: IEEE Computer Society, 2006, pp. 78–88.
- [3] Eui-Young Chung, L. Benini, and G. De Micheli, "Dynamic power management using adaptive learning tree," in *IEEE/ACM International Conference on Computer-Aided Design*, Nov 1999, pp. 274–279.
- [4] A. Rudi, A. Bartolini, A. Lodi, and L. Benini, "Optimum: Thermal-aware task allocation for heterogeneous many-core devices," in *International Conference on High Performance Computing & Simulation*, 2014.
- [5] D. A. Shulga *et al.*, "The scheduling based on machine learning for heterogeneous cpu/gpu systems," in *Young Researchers in Electrical & Electronic Engineering Conference*, 2016.
- [6] S. J. Lu, R. Tessier, and W. Burlinson, "Reinforcement learning for thermal-aware task allocation," in *Proceedings of the 25th Edition on Great Lakes Symposium on VLSI*, ser. GLSVLSI '15. New York, NY, USA: ACM, 2015, pp. 379–384.
- [7] A. Das, R. Shafik, G. Merrett, B. Al-Hashimi, A. Kumar, and B. Veeravalli, "Reinforcement learning-based inter- and intra-application thermal optimization for lifetime improvement of multicore systems," *Proceedings - Design Automation Conference*, 06 2014.
- [8] E. Alpaydin, *Introduction to Machine Learning*, 3rd ed. Cambridge, Massachusetts: MIT Press, 2014.
- [9] T. E. Carlson *et al.*, "An evaluation of high-level mechanistic core models," *ACM TACO*, 2014.
- [10] S. Yang *et al.*, "Adaptive energy minimization of embedded heterogeneous system using regression-based learning," in *International Workshop on Power & Timing Modeling*, 2015.
- [11] A. Iranfar *et al.*, "A heuristic machine learning-based algorithm for power and thermal management of heterogeneous mpsocs," in *IEEE/ACM ISLPED*, 2015.
- [12] R. Sutton and A. Barto, *Reinforcement Learning: An Introduction*, 1998.
- [13] P. University, "Parsec," <http://parsec.cs.princeton.edu>, 2007.