

Timescale separation solution of Kadanoff-Baym equations for quantum transport in time-dependent fields

Thomas D. Honeychurch and Daniel S. Kosov

College of Science and Engineering, James Cook University, Townsville, QLD, 4811, Australia

The interaction with time-dependent external fields, especially the interplay between time-dependent driving and quantum correlations, changes the familiar picture of electron transport through nanoscale systems. Although the exact solution of the problem of AC quantum transport of noninteracting electrons has been known for more than two decades, the treatment of correlated particles presents a significant theoretical challenge. In this paper, using the perturbative separation of fast electron tunnelling and slow driving time-scales, we developed a practical approach for time-dependent quantum transport with nonequilibrium Green's functions. The fast electronic dynamics is associated with relative time whilst the slow driving is related to the central time in the Green's functions. The ratio of characteristic electron tunneling time over the period of harmonic driving is used as a small parameter in the theory to obtain a convergent time-derivative expansions of the Green's functions. This enables the algebraic solution of the Kadanoff-Baym equations in Wigner space. Consequently, we produced analytical expressions for dynamical corrections to advanced, retarded, and lesser Green's functions, as well as an improved expression for AC electric current. The method developed is applicable to the general case of multi-channel electron transport through a correlated central region. The theory is applied to different transport scenarios: time-dependent transport through a driven single-resonant level is compared to exact results; and electron transport through a molecular junction described by the Holstein model with a time-oscillating voltage bias is also investigated.

I. INTRODUCTION

A nanoscale electronic junction is typically a single molecule attached to two macroscopic leads. In the standard scenario, the static voltage bias is applied to the lead electrodes and the electric current across the molecule is measured. Whilst interest in time-dependent quantum transport phenomena has a long history¹, recently, microwave or optical irradiation of the molecular scale electronic junctions have been used to control electronic properties of the system²⁻⁴. Access to the optical range is of particular importance, since the frequencies of the time-dependent driving become comparable to molecular vibrational frequencies, which suggests the opportunity to stir the electron-vibrational dynamics in molecular junctions. These recent experimental advances have resulted in an increase in the ongoing development and application of time-dependent quantum transport theories tailored specifically to the properties of molecular electronic junctions⁵⁻⁹.

Historically, Tien and Gordon proposed their seminal qualitative theory to describe the effects of harmonic time-dependent potential on electronic tunnel junctions as early as 1963¹⁰. Since this work, further more sophisticated approaches, based on Floquet and scattering theories¹¹⁻¹⁹, quantum master equations^{6,7}, and notably nonequilibrium Green's functions (NEGF) based approaches^{8,20-37} have been developed to deal with time dependent transport in driven quantum systems. The use of NEGF allows for the possibility of a systematic treatment of correlations in time-dependent electron transport. In particular, the effects of electron-phonon interactions with time-dependent junctions have been investigated³⁸⁻⁴⁴. However, this often comes with

a considerable increase in complexity, computationally and theoretically, with the helpful simplifications of the noninteracting case being inapplicable.

In this paper, we develop an approach which algebraically solves the Kadanoff-Baym equations for a molecular electronic junction in time-dependent fields using the separation of time-scales between fast electronic tunnelling and slow oscillations of driving external fields. It enables us to produce analytic expressions for dynamical corrections to adiabatic (instantaneous) Green's functions and, consequently, dynamical corrections to adiabatic expressions for observable quantities such as time-dependent electric current. The approach follows the ideas of Arrachea and Moskalets in that it makes use of adiabatic approximations to solve the NEGF Dysons equations²¹. Brandes based his truncation method for Green's functions in driven junctions²⁹ on the same physical arguments, albeit a technically different realization; he uses discrete Fourier transform with respect to the central time in Green's functions which is restricted to small frequencies – that is qualitatively equivalent to our central time derivatives gradient expansion of Wigner space Kadanoff-Baym equations.

The paper is organized as follows. Section II describes how the gradient expansion is used to separate time-scales in the Kadanoff-Baym equations, converting the differential equations to a set of algebraic equations which can be resolved analytically. In section II, we also produce analytical expressions for the dynamical corrections to all Green's functions and the electric current. Section III contains applications of the proposed theory to time-dependent transport through a harmonically driven single-resonant level and through a molecular junction described by the Holstein model with a time-oscillating

voltage bias. Section IV summarizes the main results of the paper.

Natural units for quantum transport are used throughout the paper, with \hbar , e and k_B set to unity.

II. THEORY

A. Hamiltonian, Green's functions and self-energies

In this section, we present the Hamiltonian of the system, give the basic definitions of Green's functions and self-energies, and introduce notations that will be used throughout the paper. We start with the tunnelling Hamiltonian for quantum transport through an open quantum system; it consists of a central region connected to two macroscopic leads. Within this work, the central region is a molecule as realised in molecular electronics, however all our results are applicable to the general case where it is represented by a quantum dot, atom, or any other nano-scale quantum system. The Hamiltonian is

$$H(t) = H_M(t) + H_L(t) + H_R(t) + H_{ML}(t) + H_{MR}(t), \quad (1)$$

where H_M is the Hamiltonian for the molecule, H_L and H_R are the Hamiltonians for the left and right leads, while H_{ML} and H_{MR} are for the interaction between the central region and the left and right leads, respectively. All terms in the Hamiltonian may be time-dependent and we do not make any assumptions about the form of this time-dependence at this stage.

The molecular Hamiltonian is taken in the most general form as

$$H_M = \sum_{ij} (t_{ij}(t) + V_{ij}(t)) d_i^\dagger d_j + v_c = \sum_{ij} h_{ij}(t) d_i^\dagger d_j + v_c, \quad (2)$$

The quantities $t_{ij}(t)$ and $V_{ij}(t)$ are matrix elements of the single-particle part of the molecular Hamiltonian and the external time-dependent driving potential, respectively. The electron-electron interaction and electron-phonon interaction are designated collectively by v_c . The particular form of v_c is not relevant for our formal derivations and will be presented later, when we apply the theory to specific examples. Creation d_i^\dagger and annihilation d_i operators are for an electron in the molecular single-particle state i .

The left and right leads are modelled as macroscopic reservoirs of noninteracting electrons

$$H_L + H_R = \sum_{k\alpha=L,R} \epsilon_{k\alpha}(t) c_{k\alpha}^\dagger c_{k\alpha}, \quad (3)$$

where $a_{k\alpha}^\dagger$ ($a_{k\alpha}$) creates (annihilates) an electron in the single-particle state k of either the left ($\alpha = L$) or the right ($\alpha = R$) lead. The coupling between central region and left and right leads is given by the tunnelling

interaction

$$H_{ML} + H_{MR} = \sum_{ik\alpha=L,R} (t_{k\alpha i}(t) c_{k\alpha}^\dagger d_i + \text{h.c.}), \quad (4)$$

where $t_{k\alpha i}(t)$ is the time-dependent tunnelling amplitudes between leads and molecular single-particle states.

In the NEGF formalism, the terms which we wish to evaluate are given by the full retarded, advanced and lesser Green's functions, which are defined in standard way as⁴⁵:

$$G_{ij}^R(t, t') = -i\theta(t - t') \langle \{d_i(t), d_j^\dagger(t')\} \rangle, \quad (5)$$

$$G_{ij}^A(t, t') = [G_{ij}^R(t', t)]^* \quad (6)$$

and

$$G_{ij}^<(t, t') = i \langle d_j^\dagger(t') d_i(t) \rangle. \quad (7)$$

The self-energies due to lead-molecule coupling are

$$\Sigma_{\alpha ij}^{R,A,<}(t, t') = \sum_k t_{k\alpha i}^*(t) g_{k\alpha}^{R,A,<}(t, t') t_{k\alpha j}(t'), \quad (8)$$

where the Green's functions for the separated leads with time-dependent single-particle energy levels are given by the following expressions⁴⁵

$$g_{k\alpha}^<(t, t') = i f_{k\alpha} e^{-i \int_t^{t'} \epsilon_{k\alpha}(t_1) dt_1}, \quad (9)$$

$$g_{k\alpha}^A(t, t') = i\theta(t' - t) e^{-i \int_t^{t'} \epsilon_{k\alpha}(t_1) dt_1}, \quad (10)$$

$$g_{k\alpha}^R(t, t') = g_{k\alpha}^A(t', t)^*. \quad (11)$$

The calculations of Fermi-Dirac occupation numbers $f_{k\alpha}$ in the lesser Green's functions of the leads deserves special discussion. To develop a NEGF transport theory, we make a standard assumption that in the infinite past the system and the leads are separated from each other and then the interaction between them is turned on. Moreover, we also assume that the system is described by the static Hamiltonian in the infinite past, before the time-dependent perturbation starts to act on the system, followed by the coupling of the regions. Therefore, the Fermi-Dirac occupation numbers in the free lesser Green's function of the leads (9) should be computed using the static parts of single-particle energies

$$f_{k\alpha} = \frac{1}{1 + e^{(\epsilon_{k\alpha} - \mu_\alpha)/T_\alpha}}, \quad (12)$$

where μ_α and T_α are the chemical potential and the temperature for lead α .

B. Gradient expansion of Wigner space Kadanoff-Baym equations

We begin with the Kadanoff-Baym equations of motion for the retarded, advanced and lesser Green's functions⁴⁵. The Kadanoff-Baym equations are

$$\left(i\partial_t - \mathbf{h}(t)\right)\mathcal{G}^<(t, t') = \int dt_1 \left[\Sigma_{\text{tot}}^R(t, t_1)\mathcal{G}^<(t_1, t') + \Sigma_{\text{tot}}^<(t, t_1)\mathcal{G}^A(t_1, t') \right] \quad (13)$$

and

$$\left(i\partial_t - \mathbf{h}(t)\right)\mathcal{G}^{R/A}(t, t') = \mathbf{I}\delta(t - t') + \int dt_1 \Sigma_{\text{tot}}^{R/A}(t, t_1)\mathcal{G}^{R/A}(t_1, t'). \quad (14)$$

We have chosen to work with the Kadanoff-Baym equations in matrix form where the Green's functions \mathcal{G} , self-energies Σ and Hamiltonian \mathbf{h} are matrices in the molecular single-particle space. Here \mathbf{I} is the identity matrix in molecular space. We introduced the total self-energy

$$\Sigma_{\text{tot}}^{R/A/<} = \Sigma^{R/A/<} + \Sigma_c^{R/A/<}, \quad (15)$$

where Σ_c is the self-energy from correlations in the central region and the choice of the particular form is not relevant for our immediate discussion in this section.

We define central time T and relative time τ for the Green's function $\mathcal{G}(t, t')$ as

$$T = \frac{1}{2}(t + t'), \quad \tau = t - t', \quad (16)$$

and introduce the Wigner representation of two-time functions in the Kadanoff-Baym equations

$$\tilde{A}(\omega, T) = \int_{-\infty}^{+\infty} d\tau e^{i\omega\tau} A(t, t') \quad (17)$$

and

$$A(t, t') = \frac{1}{2\pi} \int_{-\infty}^{+\infty} d\omega e^{-i\omega\tau} \tilde{A}(\omega, T). \quad (18)$$

Upon the application of the Wigner transformation to the convolution $A(t, t') = \int dt_1 B(t, t_1)C(t_1, t')$, we find that

$$\tilde{A}(T, \omega) = e^{-\frac{i}{2}(\partial_T^B \partial_\omega^C - \partial_\omega^B \partial_T^C)} \tilde{B}(T, \omega) \tilde{C}(T, \omega). \quad (19)$$

Here and throughout the rest of the paper, the partial differentials (i.e. ∂_b^A) are with respect to b acting on A and the tilde symbol denoting that the function is in Wigner space.

The fast and slow timescales in a driven molecular junction are easily detectable in the Wigner representation. The external driving is associated with explicit central time dependence, whereas electronic dynamics is linked with relative time variations. This means that for all Green's functions $\mathcal{G}(t, t')$, the slow time-dependent external field implies that $\mathcal{G}(T + \tau/2, T - \tau/2)$ varies slowly with the central time T , but oscillates fast with the relative time τ . This idea has been often used to separate classical (slow) and quantum (fast) degrees of freedom using NEGF theory^{46–54}.

Transforming the Kadanoff-Baym equations (13,14) to the Wigner representation removes all time-integrals via an infinite series of time and energy derivatives collected in the exponential operators:

$$\left[\frac{i}{2} \partial_T + \omega - e^{-\frac{i}{2} \partial_\omega^g \partial_T^h} \mathbf{h} \right] \tilde{\mathcal{G}}^<(T, \omega) = e^{-\frac{i}{2} (\partial_T^\Sigma \partial_\omega^g - \partial_\omega^\Sigma \partial_T^g)} \left(\tilde{\Sigma}_{\text{tot}}^<(T, \omega) \tilde{\mathcal{G}}^A(T, \omega) + \tilde{\Sigma}_{\text{tot}}^R(T, \omega) \tilde{\mathcal{G}}^<(T, \omega) \right) \quad (20)$$

and

$$\left[\frac{i}{2} \partial_T + \omega - e^{-\frac{i}{2} \partial_\omega^g \partial_T^h} \mathbf{h} \right] \tilde{\mathcal{G}}^{A/R}(T, \omega) = \mathbf{I} + e^{-\frac{i}{2} (\partial_T^\Sigma \partial_\omega^g - \partial_\omega^\Sigma \partial_T^g)} \tilde{\Sigma}_{\text{tot}}^{A/R}(T, \omega) \tilde{\mathcal{G}}^{A/R}(T, \omega). \quad (21)$$

The equations of motion (20, 21) are governed by explicitly time-dependent Hamiltonian and describe the exact evolution of the lesser, advanced and retarded Green's functions. The direct numerical solution of Kadanoff-Baym equation with explicitly time-dependent Hamiltonian represents a formidable computational challenge and possible only for very simplified systems⁵⁵. Our goal is to develop an approximate theory employing the separation of time-scales and assuming that the rate of change of the system Hamiltonian due to external driving is smaller than the electronic tunneling time across the junction. That means that the small parameter is

$$\Omega/\Gamma \ll 1, \quad (22)$$

where Ω is a characteristic external driving frequency and Γ is the molecular level broadening due to the coupling to the leads.

To solve Kadanoff-Baym equations approximately, we expand the exponent, keeping the first order terms in central time derivatives:

$$\left[\frac{i}{2} \partial_T + \omega - \mathbf{h} \right] \tilde{\mathcal{G}}^< + \frac{i}{2} \partial_T \mathbf{h} \partial_\omega \tilde{\mathcal{G}}^< = \tilde{\Sigma}_{\text{tot}}^R \tilde{\mathcal{G}}^< + \tilde{\Sigma}_{\text{tot}}^< \tilde{\mathcal{G}}^A - \frac{i}{2} (\partial_T^\Sigma \partial_\omega^g - \partial_\omega^\Sigma \partial_T^g) \tilde{\Sigma}_{\text{tot}}^R \tilde{\mathcal{G}}^< - \frac{i}{2} (\partial_T^\Sigma \partial_\omega^g - \partial_\omega^\Sigma \partial_T^g) \tilde{\Sigma}_{\text{tot}}^< \tilde{\mathcal{G}}^A \quad (23)$$

$$\left[\frac{i}{2} \partial_T + \omega - \mathbf{h} \right] \tilde{\mathcal{G}}^{A/R} + \frac{i}{2} \partial_T \mathbf{h} \partial_\omega \tilde{\mathcal{G}}^{A/R} = \mathbf{I} + \tilde{\Sigma}_{\text{tot}}^{A/R} \tilde{\mathcal{G}}^{A/R} - \frac{i}{2} (\partial_T^\Sigma \partial_\omega^\mathcal{G} - \partial_\omega^\Sigma \partial_T^\mathcal{G}) \tilde{\Sigma}_{\text{tot}}^{A/R} \tilde{\mathcal{G}}^{A/R} \quad (24)$$

For brevity, we omit the functional dependence on T and ω in the Green's functions, Hamiltonian matrix and self-energies. The noninteracting Green's functions for the leads (9,10, 11), which enter into the corresponding self-energies, are computed exactly.

All Wigner space molecular Green's functions are expanded with respect its change with time

$$\tilde{\mathcal{G}} = \tilde{\mathcal{G}}_{(0)} + \tilde{\mathcal{G}}_{(1)} + O((\Omega/\Gamma)^2), \quad (25)$$

such that $\tilde{\mathcal{G}}_{(1)}$ is linear in ∂_T , and the remaining terms involves the higher order derivatives with respect to central time T . Here, we truncate the expansion to the first order. Considering the correlation self-energy as a functional of Green's function, we expand it up to the first order as well

$$\tilde{\Sigma}_c[\tilde{\mathcal{G}}] \approx \underbrace{\tilde{\Sigma}_c[\tilde{\mathcal{G}}_{(0)}]}_{\tilde{\Sigma}_{c(0)}} + \underbrace{(\tilde{\Sigma}_c[\tilde{\mathcal{G}}_{(0)} + \tilde{\mathcal{G}}_{(1)}] - \tilde{\Sigma}_c[\tilde{\mathcal{G}}_{(0)}])}_{\tilde{\Sigma}_{c(1)}}. \quad (26)$$

Making expansions (25) and (26) for Green's functions and self-energies in Eq. (24) and collecting the zeroth order terms, we get

$$\tilde{\mathcal{G}}_{(0)}^{A/R} = \left[\omega - \mathbf{h} - \tilde{\Sigma}^{A/R} - \tilde{\Sigma}_{c(0)}^{A/R} \right]^{-1} \quad (27)$$

Therefore, the zeroth order term is the standard Green's function computed adiabatically for time-dependent molecular Hamiltonian $\mathbf{h}(T)$ and time-dependent leads self-energies $\tilde{\Sigma}_{\text{tot}}^{A/R}(T, \omega)$. Notice that the zeroth order correction is not static, it changes in adiabatically in time, instantaneously following the external time-dependent perturbation.

Similarly, we collect the first order terms to obtain the dynamical corrections for advanced/retarded Green's functions:

$$\begin{aligned} \tilde{\mathcal{G}}_{(1)}^{A/R} &= \tilde{\mathcal{G}}_{(0)}^{A/R} \tilde{\Sigma}_{c(1)}^{A/R} \tilde{\mathcal{G}}_{(0)}^{A/R} \\ &- \frac{i}{2} \tilde{\mathcal{G}}_{(0)}^{A/R} \partial_T \tilde{\mathcal{G}}_{(0)}^{A/R} - \frac{i}{2} \tilde{\mathcal{G}}_{(0)}^{A/R} \partial_T \mathbf{h} \partial_\omega \tilde{\mathcal{G}}_{(0)}^{A/R} \\ &- \frac{i}{2} \tilde{\mathcal{G}}_{(0)}^{A/R} \partial_T (\tilde{\Sigma}^{A/R} + \tilde{\Sigma}_{c(0)}^{A/R}) \partial_\omega \tilde{\mathcal{G}}_{(0)}^{A/R} \\ &+ \frac{i}{2} \tilde{\mathcal{G}}_{(0)}^{A/R} \partial_\omega (\tilde{\Sigma}^{A/R} + \tilde{\Sigma}_{c(0)}^{A/R}) \partial_T \tilde{\mathcal{G}}_{(0)}^{A/R} \end{aligned} \quad (28)$$

for which we computed explicitly the central-time derivatives,

$$\partial_T \tilde{\mathcal{G}}_{(0)}^{A/R} = \tilde{\mathcal{G}}_{(0)}^{A/R} \partial_T (\mathbf{h} + \tilde{\Sigma}^{A/R} + \tilde{\Sigma}_{c(0)}^{A/R}) \tilde{\mathcal{G}}_{(0)}^{A/R}, \quad (29)$$

and also the derivatives with respect to energy

$$\partial_\omega \tilde{\mathcal{G}}_{(0)}^{A/R} = - \left(\tilde{\mathcal{G}}_{(0)}^{A/R} \right)^2 + \tilde{\mathcal{G}}_{(0)}^{A/R} \partial_\omega (\tilde{\Sigma}^{A/R} + \tilde{\Sigma}_{c(0)}^{A/R}) \tilde{\mathcal{G}}_{(0)}^{A/R}. \quad (30)$$

Similarly, using the expansions (25) and (26) in the truncated Kadanoff-Baym equation (23), we arrive at the zeroth order lesser Green's function

$$\tilde{\mathcal{G}}_{(0)}^< = \tilde{\mathcal{G}}_{(0)}^R \tilde{\Sigma}^< \tilde{\mathcal{G}}_{(0)}^A + \tilde{\mathcal{G}}_{(0)}^R \tilde{\Sigma}_{c(0)}^< \tilde{\mathcal{G}}_{(0)}^A. \quad (31)$$

The zeroth order corrections constitute the adiabatic solution to the problem, which is equivalent to imbuing the static solution with time-dependent parameters.

For the first order terms, we find,

$$\begin{aligned} \tilde{\mathcal{G}}_{(1)}^< &= -\frac{i}{2} \tilde{\mathcal{G}}_{(0)}^R \partial_T \tilde{\mathcal{G}}_{(0)}^< - \frac{i}{2} \tilde{\mathcal{G}}_{(0)}^R \partial_T \mathbf{h} \partial_\omega \tilde{\mathcal{G}}_{(0)}^< + \tilde{\mathcal{G}}_{(0)}^R (\tilde{\Sigma}^< + \tilde{\Sigma}_{c(0)}^<) \tilde{\mathcal{G}}_{(0)}^A \\ &- \frac{i}{2} \tilde{\mathcal{G}}_{(0)}^R \partial_T (\tilde{\Sigma}^< + \tilde{\Sigma}_{c(0)}^<) \partial_\omega \tilde{\mathcal{G}}_{(0)}^A + \frac{i}{2} \tilde{\mathcal{G}}_{(0)}^R \partial_\omega (\tilde{\Sigma}^< + \tilde{\Sigma}_{c(0)}^<) \partial_T \tilde{\mathcal{G}}_{(0)}^A \\ &- \frac{i}{2} \tilde{\mathcal{G}}_{(0)}^R \partial_T (\tilde{\Sigma}^R + \tilde{\Sigma}_{c(0)}^R) \partial_\omega \tilde{\mathcal{G}}_{(0)}^< + \frac{i}{2} \tilde{\mathcal{G}}_{(0)}^R \partial_\omega (\tilde{\Sigma}^R + \tilde{\Sigma}_{c(0)}^R) \partial_T \tilde{\mathcal{G}}_{(0)}^<. \end{aligned} \quad (32)$$

The Eqs. (27),(28),(31) and (32) represent solutions for the Kadanoff-Baym equations under the assumption that the characteristic period of the external time-dependent driving is slower than the time spent by the electron in the central region.

C. Dynamical corrections to time-dependent electric current

Having obtained the non-adiabatic corrections to the retarded, advanced and lesser Green's function, we are now ready to obtain the time-dependent electric current. Let us begin with the general expression for electric cur-

rent flowing into the molecule from $\alpha = L, R$ lead at time t ⁴⁵:

$$J_\alpha(t) = 2\text{Re} \int dt_1 \text{Tr} \left\{ \mathcal{G}^<(t, t_1) \Sigma_\alpha^A(t_1, t) + \mathcal{G}^R(t, t_1) \Sigma_\alpha^<(t_1, t) \right\}. \quad (33)$$

Here the trace is taken over the molecular single-particle states. Transforming this equation to the Wigner space, we find

$$J_\alpha(t) = 2\text{Re} \int_{-\infty}^{\infty} \frac{d\omega}{2\pi} \text{Tr}[\mathbf{C}_\alpha(t, \omega)], \quad (34)$$

where $\mathbf{C}_\alpha(t, \omega)$ is defined as

$$\mathbf{C}_\alpha(t, \omega) = e^{-\frac{i}{2}(\partial_t^G \partial_\omega^S - \partial_\omega^G \partial_t^S)} \left(\tilde{\mathcal{G}}^<(t, \omega) \tilde{\Sigma}_\alpha^A(t, \omega) + \tilde{\mathcal{G}}^R(t, \omega) \tilde{\Sigma}_\alpha^<(t, \omega) \right). \quad (35)$$

As before, we truncate the exponential terms, assuming slow variation with respect to central time of the Green's functions and self-energies in Wigner representation:

$$\mathbf{C}_\alpha = \tilde{\mathcal{G}}^< \tilde{\Sigma}_\alpha^A + \tilde{\mathcal{G}}^R \tilde{\Sigma}_\alpha^< - \frac{i}{2} \partial_t \tilde{\mathcal{G}}^< \partial_\omega \tilde{\Sigma}_\alpha^A + \frac{i}{2} \partial_\omega \tilde{\mathcal{G}}^< \partial_T \tilde{\Sigma}_\alpha^A - \frac{i}{2} \partial_t \tilde{\mathcal{G}}^R \partial_\omega \tilde{\Sigma}_\alpha^< + \frac{i}{2} \partial_\omega \tilde{\mathcal{G}}^R \partial_T \tilde{\Sigma}_\alpha^<. \quad (36)$$

Splitting the zeroth and first order contributions, we calculate the adiabatic current and first order dynamical corrections to it. For the zeroth order, the adiabatic current, we find that

$$J_{L,(0)}(t) = 2\text{Re} \int_{-\infty}^{\infty} \frac{d\omega}{2\pi} \text{Tr} [\tilde{\mathcal{G}}_{(0)}^< \tilde{\Sigma}_L^A + \tilde{\mathcal{G}}_{(0)}^R \tilde{\Sigma}_L^<]. \quad (37)$$

The first order correction to the electric current is

$$J_{\alpha,(1)}(t) = 2\text{Re} \int_{-\infty}^{\infty} \frac{d\omega}{2\pi} \text{Tr} \left[\tilde{\mathcal{G}}_{(1)}^< \tilde{\Sigma}_\alpha^A + \tilde{\mathcal{G}}_{(1)}^R \tilde{\Sigma}_\alpha^< - \frac{i}{2} \partial_T \tilde{\mathcal{G}}_{(0)}^< \partial_\omega \tilde{\Sigma}_\alpha^A + \frac{i}{2} \partial_\omega \tilde{\mathcal{G}}_{(0)}^< \partial_T \tilde{\Sigma}_\alpha^A - \frac{i}{2} \partial_T \tilde{\mathcal{G}}_{(0)}^R \partial_\omega \tilde{\Sigma}_\alpha^< + \frac{i}{2} \partial_\omega \tilde{\mathcal{G}}_{(0)}^R \partial_T \tilde{\Sigma}_\alpha^< \right]. \quad (38)$$

If the wide-band approximation is assumed (see appendix A for details on the use of wide-band approximation with time-dependent leads chemical potentials and tunneling coupling), the first order correction to the current reduces to the following:

$$J_{\alpha,(1)}(t) = 2\text{Re} \int_{-\infty}^{\infty} \frac{d\omega}{2\pi} \text{Tr} \left[\tilde{\mathcal{G}}_{(1)}^< \tilde{\Sigma}_\alpha^A + \tilde{\mathcal{G}}_{(1)}^R \tilde{\Sigma}_\alpha^< - \frac{i}{2} \partial_T \tilde{\mathcal{G}}_{(0)}^R \partial_\omega \tilde{\Sigma}_\alpha^< + \frac{i}{2} \partial_\omega \tilde{\mathcal{G}}_{(0)}^R \partial_T \tilde{\Sigma}_\alpha^< \right]. \quad (39)$$

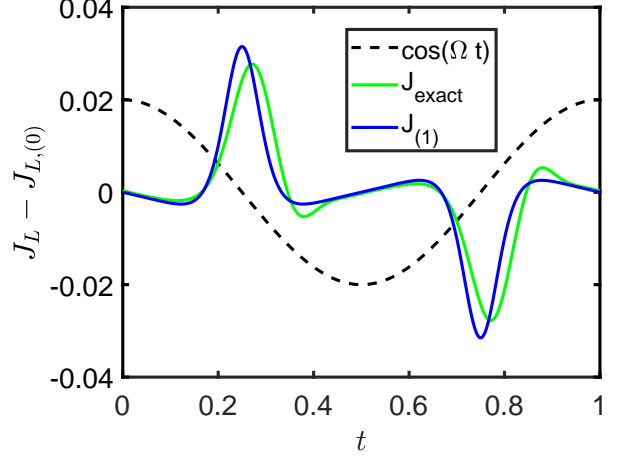


FIG. 1. Comparison between the first order correction to current and the difference between the exact and zeroth order currents. The parameters are $\Gamma_L = \Gamma_R = 0.5\Gamma$, $\Delta_L = \Gamma$, $\Delta_R = -\Gamma$, $\Delta = 0$, $\epsilon = 0$, $\Omega = 0.1\Gamma$, $\mu_L = \mu_R = 0$ and $T = 0.001\Gamma$. The current is measured in units of Γ and time is given in periods of the external driving $2\pi/\Omega$.

III. RESULTS

A. AC current through single resonant-level

Let us first consider the simple case of a single resonant-level connected to two leads with harmonically driven chemical potentials. In this case the molecular Hamiltonian is

$$H_M = (\epsilon + V(t))d^\dagger d, \quad (40)$$

where ϵ is the energy of the resonant-level, $V(t)$ is the external time-dependent potential, and $d^\dagger(d)$ are creation(annihilation) operators for a resonant-level electron. The altering of chemical potentials is equivalent to uniform harmonic modulations of the leads' single-particle energies

$$\epsilon_{k\alpha}(t) = \epsilon_{k\alpha} + \Delta_\alpha \cos \Omega t, \quad (41)$$

where Δ_α is the amplitude of the oscillations of the energy levels and Ω is the modulation frequency. We assume that the energy of resonant-level is also shifted in time with the same frequency due to the time-oscillating voltage drop between the leads or due to a time-dependent gate

$$V(t) = \Delta \cos \Omega t. \quad (42)$$

We employ the wide-band approximation for the leads, which brings the self-energies to a particularly simple forms (appendix A). Under this approximation, the exact solution for the model is known²⁶ and the proposed theory will be benchmarked against this available exact result.

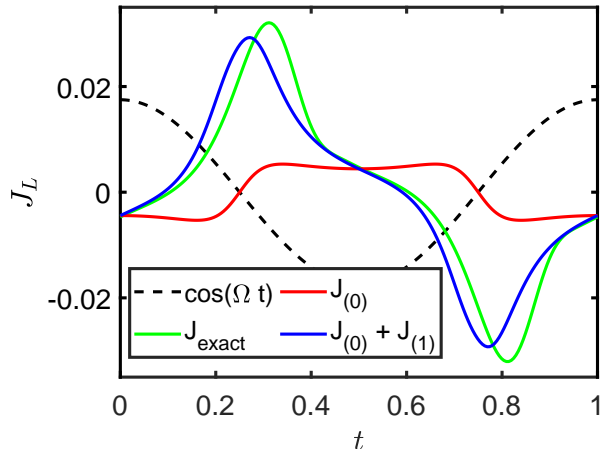


FIG. 2. Current through a single-resonant level as a function of time. The parameters are $\Gamma_L = \Gamma_R = 0.5\Gamma$, $\Delta_L = 0$, $\Delta_R = 0.125\Gamma$, $\Delta = 1$, $\epsilon = 0$, $\Omega = 0.1\Gamma$, $\mu_L = \mu_R = 0$ and $T = 0.1\Gamma$. The current is measured in units of Γ and time is given in periods of the external driving $2\pi/\Omega$.

We assess the adiabatic, zeroth order, electric current $J_{(0)}(t)$ given by Eq.(37) along with the first order dynamical correction $J_{(1)}(t)$ given by Eq.(39) against the exact time-dependent current $J_{\text{exact}}(t)$ from literature²⁶. It is difficult to visually judge the performance of the method from the comparison of the total currents, since it is dominated by the adiabatic contribution in both cases. In order to eliminate this bulk trivial term, we subtract $J_{(0)}$ from $J_{\text{exact}}(t)$ and plot it along with our first order dynamical correction $J_{(1)}(t)$ – the result is shown in figure 1. One can see that the first order correction captures the essential dynamical features of the exact solution which is associated with the retardation of the filling and emptying of the resonant level when it crosses the Fermi level of leads.

Figure 2 shows that in certain situations the first order dynamical correction plays a critical role. Let us consider the case when the left lead is grounded at all time, a small AC voltage is applied to the right lead whilst a much larger harmonically oscillating gate voltage is applied to the central region. The adiabatic current does not show any dynamical characters and fails to reproduce the exact time behavior; it simply follows instantaneously the applied time dependent voltage bias. The first order dynamical correction significantly improves the results by bringing the value of the current close to the exact value.

B. Holstein model in time-dependent Hartree approximation

Having checked the proposed theoretical approach by the comparison with exact results, we turn our attention to electron transport through the molecular junction with

electron-vibration interaction. The molecule is described by the Holstein model Hamiltonian:

$$H_M(t) = \epsilon d^\dagger d + \lambda(a^\dagger + a)d^\dagger d + \omega a^\dagger a, \quad (43)$$

where ϵ molecular orbital energy, ω is molecular vibrational energy, and λ is the strength of the electron-vibration coupling. The operator d^\dagger (d) creates (annihilates) an electron on molecular orbital, and a^\dagger (a) is the bosonic creation (annihilation) operator for the molecular vibrations. The electronic spin does not play any physical role in this section and will not be included explicitly into the equations. We note that the molecule is still coupled to two leads with Hamiltonians in Eq.(3), lead-molecular interactions in Eq.(4), and the total system Hamiltonian in Eq.(1). Similar to the single resonant-level considered in section III-A, the single particle energies of the leads depend on time harmonically as given in Eq.(41).

Assuming that the vibration is slower than the characteristic electron tunnelling time $\omega \ll \Gamma$, meaning that at any given time moment a tunnelling electron interacts with a constant static molecular vibration, the correlation self-energy can be written in Hartree approximation as^{56,57}

$$\Sigma_c^{A/R}(t, t') = \chi n(t) \delta(t - t'), \quad (44)$$

$$\Sigma_c^<(t, t') = 0, \quad (45)$$

where

$$\chi = -\frac{2\lambda^2}{\omega} \quad (46)$$

and $n(t)$ is time-dependent molecular population is given by

$$n(t) = \text{Im} \left[\int_{-\infty}^{\infty} \frac{d\omega}{2\pi} \tilde{\mathcal{G}}^<(t, \omega) \right]. \quad (47)$$

The assumption that $\omega \ll \Gamma$ does not effect or related with the gradient expansion, as unlike Ω , the phonon frequency ω does not dictate the time-dependent variation of the system. It is required for the validity of the Hartree approximation.

The corresponding correlation self-energies in the Wigner space representation become

$$\tilde{\Sigma}_c^{A/R}(T, \omega) = \chi n(T), \quad (48)$$

$$\tilde{\Sigma}_c^<(T, \omega) = 0. \quad (49)$$

In order to compute the self-energies, and consequently the Green's functions, we need to know the adiabatic molecular electronic population $n_{(0)}(t)$ and its first order dynamical correction $n_{(1)}(t)$. The adiabatic molecular

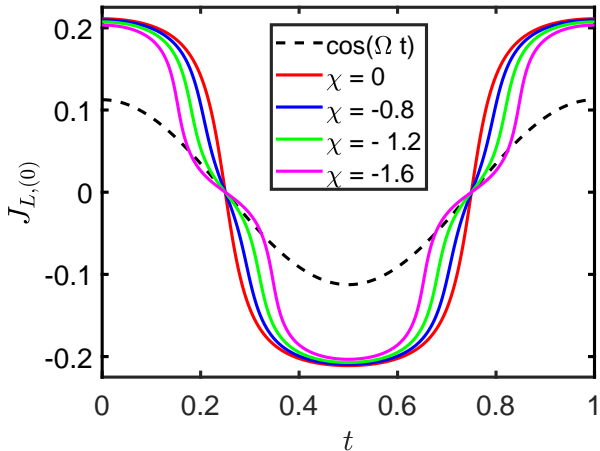


FIG. 3. The adiabatic time-dependent current computed with varying values for χ . The other parameters are $\Gamma_L = \Gamma_R = 0.5\Gamma$, $\Delta_L = 2\Gamma$, $\Delta_R = -2\Gamma$, $\epsilon = 0$, $\Omega = 0.05\Gamma$, $\mu_L = \mu_R = 0$ and $T = 0.001\Gamma$. The current is measured in units of Γ and time is given in periods of the external driving $2\pi/\Omega$.

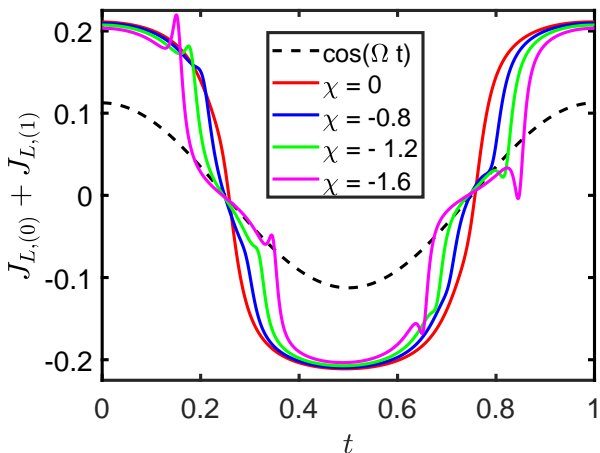


FIG. 4. Time-dependent current with the first order dynamical corrections computed with varying values for χ . The parameters are the same as in Fig. (3).

population is obtained from the solution of the following equation

$$n_{(0)}(t) = \text{Im} \left[\int_{-\infty}^{\infty} \frac{d\omega}{2\pi} \tilde{\mathcal{G}}_{(0)}^<(t, \omega) \right]. \quad (50)$$

This equation is nonlinear since the expression for the lesser Green's function under the integral depends on adiabatic electronic population $n_{(0)}(t)$; it is solved numerically by the bisection method. It is known that depending on the parameters of the system, there can be several solutions to the zeroth order correction to the occupation⁵⁷. We restrict ourselves to the situations with a single solutions. The first order dynamical correction

to the electronic occupation is obtained from a similar equation

$$n_{(1)}(t) = \text{Im} \left[\int_{-\infty}^{\infty} \frac{d\omega}{2\pi} \tilde{\mathcal{G}}_{(1)}^<(t, \omega) \right], \quad (51)$$

where $\tilde{\mathcal{G}}_{(1)}^<$ depends on $n_{(1)}$ and on the already computed value of $n_{(0)}$. Eq. (51) is linear and can be resolved analytically; an analytical expression for $n_{(1)}(t)$ is given in appendix B.

Having computed time-dependent electronic occupation number

$$n(t) = n_{(0)}(t) + n_{(1)}(t), \quad (52)$$

we calculate the correlation adiabatic (zeroth order) advanced or retarded self-energies

$$\tilde{\Sigma}_{c(0)}^{A/R}(T, \omega) = \chi n_{(0)}(T), \quad (53)$$

and the first order dynamical corrections

$$\tilde{\Sigma}_{c(1)}^{A/R}(T, \omega) = \chi n_{(1)}(T). \quad (54)$$

Next, we calculate Green's functions, adiabatic electric current $J_{(0)}(t)$ using Eq.(37) and first order dynamical correction $J_{(1)}(t)$ using Eq.(39). Figure 3 shows the adiabatic, zeroth order current; the current instantaneously follows the applied voltage and, as expected, does not demonstrate any dynamical features associated with non-adiabatic transport. The polaron shift of the molecular orbital away from the voltage window, which depends quadratically on strength or electron-vibration interaction λ , leads to the current blockade around zero voltage.

The time-dependent current computed with first order dynamical corrections is shown in Figure 4. The current seemingly shows a negative differential resistance behavior, with increasing current spikes as the voltage bias decreases and diminishing current at times of increasing voltage. These are observed to occur around when the oscillating right and left chemical potentials become equal. The effect becomes more pronounced as the strength of the electron-vibration interaction λ is increased.

To understand the behavior of the time-dependent current, we turn our attention to the time-evolution of the electronic population in the molecular junction. Figure 5 shows adiabatic electronic populations $n_{(0)}(t)$, total electronic population $n(t) = n_{(0)}(t) + n_{(1)}(t)$ and first order corrections to electronic population $n_{(1)}(t)$. From Figure 5, we see that, just before the chemical potentials of the leads meet, there is a dip within the electronic population, followed by a peak of equal magnitude whilst the lead's chemical potentials diverge. This dynamical effect becomes more noticeable if the strength of the electron-vibration coupling is increased, as it is demonstrated in Figure 6.

Within the approximation employed to compute the correlation self-energy, the electronic energy level is

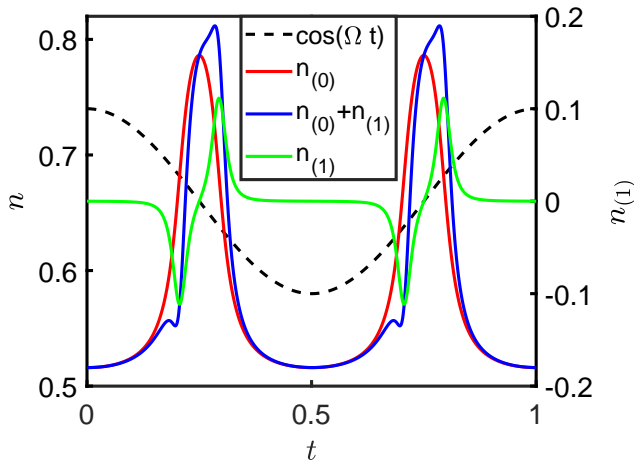


FIG. 5. Time-dependence of the adiabatic electronic occupation, electronic occupation with first order dynamical correction, and first order correction. Here $\chi = -0.8$, and the other parameters are the same as in Fig. (3).

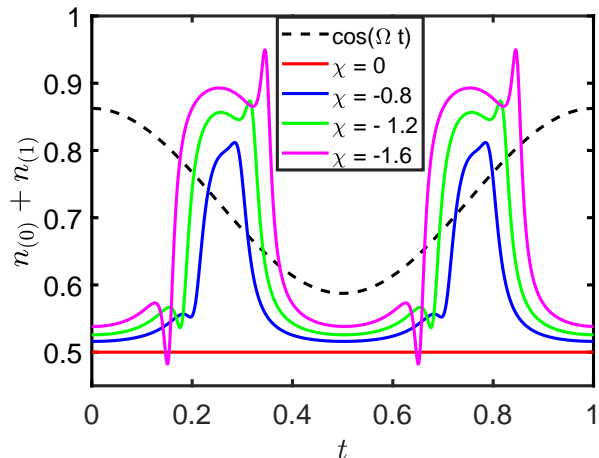


FIG. 6. Time-dependence of electronic occupation computed with first order dynamical correction for various values of $\chi = -\frac{2\lambda^2}{\epsilon}$. The other parameters are the same as in Fig. (3).

shifted downward by the electron-vibrational coupling

$$\epsilon(t) = \epsilon - \frac{2\lambda^2}{\omega}(n_{(0)}(t) + n_{(1)}(t)). \quad (55)$$

In figure 7 we plot side by side the first order dynamical corrections to electronic occupation numbers $n_{(1)}(t)$ and electric current $J_{L(1)}(t)$. One can see that the picks and dips in dynamical corrections to the electronic populations are mirrored by corresponding dips and picks in the time-dependence of the first order corrections to the current. This behavior can be easily interpreted with the use of Eq.(55), noticing that the dip in the electronic population temporarily brings the energy level into the voltage bias window, and therefore results in an increase

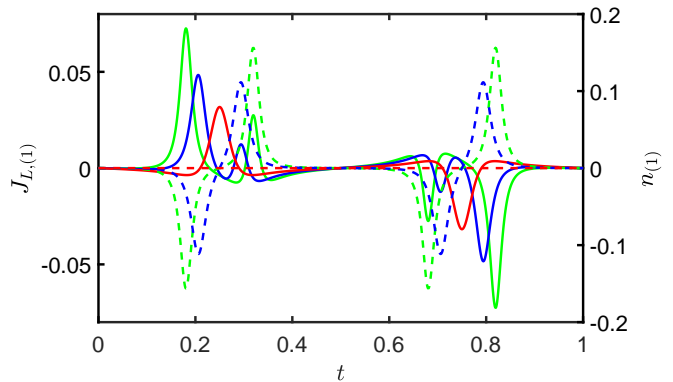


FIG. 7. Time-dependence of the first order dynamical corrections to the electronic population (dotted line) and to the current (full line). Here, the red lines correspond to $\chi = 0$; the blue to $\chi = -0.8$; and the green to $\chi = -1.2$. The other parameters are the same as in Fig. (3).

in current. Conversely, the peak in the electronic population pushes the electronic level down, out of resonance, thus resulting in the reduction in current.

IV. CONCLUSION

In this paper, we have developed a time-dependent transport theory for molecular junctions. The theory uses nonequilibrium Green's functions to separate time-scales on slow driving and fast electron tunneling. The gradient expansion of the Wigner space Kadanoff-Baym equations in terms of the slow time variable enabled us to convert the nonlocal in time integro-differential equations into a set of algebraic equations at each order of the gradient expansion. We found the solution of these equations, and consequently produced analytic expressions for the first order dynamical corrections to the adiabatic Green's functions. The dynamical corrections to time-dependent electric current is obtained as well. The derived expressions are applicable to the general case of an AC electric current through a correlated central region. We applied the theory to two transport scenarios: a single-resonant level coupled to leads with harmonically oscillating chemical potentials; and a periodically driven molecular junction coupled to a vibrational mode described by the Holstein model.

For the noninteracting case, we found that the model agrees well with the exact results, within the realm of applicability. Upon the model's application to the Holstein model using time-dependent Hartree-approximation to treat electron-vibration interactions, we found that the variation of the junction's electronic population in time, due to nonadiabatic effects, induced small peaks and dips within the current. This suggests that dynamical, nonlinear effects may have a significant influence on the current, depending on the central region's correlations and

the operating frequency of the junctions.

Given the approximate nature of our approach, the conservation of charge deserves special attention. Any meaningful theoretical approach should preserve, at each moment in time, the continuity equation

$$\frac{dN(t)}{dt} = J_R(t) + J_L(t), \quad (56)$$

where

$$N(t) = \text{Im} \left[\text{Tr} \left[\int_{-\infty}^{\infty} \frac{d\omega}{2\pi} \tilde{\mathcal{G}}^<(t, \omega) \right] \right] \quad (57)$$

is the occupation of the central region. We have that $\mathcal{G}^< \approx \mathcal{G}_{(0)}^< + \mathcal{G}_{(1)}^<$. In the continuity equations, we disregard $\frac{d\mathcal{G}_{(1)}^<}{dt} \sim \mathcal{G}_{(2)}^<$ and take into account that the adiabatic current is conserved $J_{R,(0)}(t) + J_{L,(0)}(t) = 0$, leaving the following continuity equation for the first order dynamical corrections to the current:

$$J_{R,(1)}(t) + J_{L,(1)}(t) = \text{Im} \left[\text{Tr} \left[\int_{-\infty}^{\infty} \frac{d\omega}{2\pi} \frac{d\mathcal{G}_{(0)}^<}{dt} \right] \right]. \quad (58)$$

In all considered cases we checked numerically that continuity equation (58) is satisfied.

ACKNOWLEDGMENTS

The authors would like to thank Vincent Kershaw and Riley Preston for many valuable discussions. This work was supported by an Australian Government Research Training Program Scholarship to T.D.H.

Appendix A: Self-energy for leads with AC voltage

We assume the harmonic modulation of the leads' single-particle energies

$$\epsilon_{k\alpha}(t) = \epsilon_{k\alpha} + \Delta_\alpha \cos(\Omega_\alpha t + \phi_\alpha), \quad (\text{A1})$$

The self-energies of leads are

$$\Sigma_{\alpha ij}^{R,A,<}(t, t') = \sum_k t_{k\alpha i}^*(t) g_{k\alpha}^{R,A,<}(t, t') t_{k\alpha j}(t'), \quad (\text{A2})$$

where the Green's functions for separated leads are

$$g_{k\alpha}^{<}(t, t') = i f_{k\alpha} \times e^{-i\epsilon_{k\alpha}(t-t')} e^{\frac{-2i\Delta_\alpha}{\Omega_\alpha} \cos(\Omega_\alpha(t+t')/2 + \phi_\alpha) \sin(\Omega_\alpha(t-t')/2)} \quad (\text{A3})$$

$$g_{k\alpha}^A(t, t') = i\theta(t' - t) e^{-i\epsilon_{k\alpha}(t-t')} \times e^{\frac{-2i\Delta_\alpha}{\Omega_\alpha} \cos(\Omega_\alpha(t+t')/2 + \phi_\alpha) \sin(\Omega_\alpha(t-t')/2)}, \quad (\text{A4})$$

$$g_{k\alpha}^R(t, t') = g_{k\alpha}^A(t', t)^*. \quad (\text{A5})$$

Introducing relative $\tau = t - t'$ and central $T = (t+t')/2$ times and using the Jacobi-Anger expansion,

$$e^{iz \cos(\theta)} = \sum_{n=-\infty}^{\infty} i^n J_n(z) e^{in\theta}, \quad (\text{A6})$$

we bring free leads Green's function to the form

$$g_{k\alpha}^{A/R/<}(T, \tau) = g_{k\alpha}^{A/R/<}(\tau) \times \sum_{n=-\infty}^{\infty} (-1)^n J_n(\psi_\alpha(T)) e^{\frac{i}{2}n\Omega_\alpha\tau}, \quad (\text{A7})$$

where

$$\psi_\alpha(T) = \frac{2\Delta_\alpha}{\Omega_\alpha} \cos(\Omega_\alpha T + \phi_\alpha) \quad (\text{A8})$$

and $g_{k\alpha}^{A/R/<}(\tau)$ are standard advanced, retarded, and lesser leads Green's function which depend on relative time only and are computed for static leads:

$$g_{k\alpha}^{<}(\tau) = i f_{k\alpha} e^{-i\epsilon_{k\alpha}(\tau)}, \quad (\text{A9})$$

$$g_{k\alpha}^A(\tau) = i\theta(-\tau) e^{-i\epsilon_{k\alpha}(\tau)}, \quad (\text{A10})$$

$$g_{k\alpha}^R(\tau) = g_{k\alpha}^A(-\tau)^*. \quad (\text{A11})$$

The substitution of these Green's functions into the definition of lead self-energies (Eq. (A2)) gives us

$$\Sigma_\alpha^{A/R/<}(T, \tau) = \Sigma_\alpha^{A/R/<}(\tau) \times \sum_{n=-\infty}^{\infty} (-1)^n J_n(\psi_\alpha(T)) e^{\frac{i}{2}n\Omega_\alpha\tau} \quad (\text{A12})$$

where $\Sigma_\alpha^{A/R/<}(\tau)$ is again the standard self-energy matrix computed for static leads. For the solutions of the Kadanoff-Baym equations we will need self-energies computed in Wigner space

$$\tilde{\Sigma}_\alpha^{A/R/<}(T, \omega) = \int_{-\infty}^{\infty} d\tau e^{i\omega\tau} \Sigma_\alpha^{A/R/<}(T, \tau). \quad (\text{A13})$$

The direct calculation gives the lesser self-energy

$$\tilde{\Sigma}_\alpha^{<}(T, \omega) = i \sum_{n=-\infty}^{\infty} (-1)^n f_\alpha(\omega + n\Omega_\alpha/2) \Gamma_\alpha(\omega + n\Omega_\alpha/2) \times J_n(\psi_\alpha(T)). \quad (\text{A14})$$

and advanced/retarded lead self-energies (\pm for the advanced (retarded) self-energies):

$$\tilde{\Sigma}_\alpha^{A/R}(T, \omega) = \sum_{n=-\infty}^{\infty} (-1)^n \left[\Lambda_\alpha\left(\omega + \frac{n}{2}\Omega_\alpha\right) \pm \frac{i}{2}\Gamma_\alpha\left(\omega + \frac{n}{2}\Omega_\alpha\right) \right] J_n(\psi_\alpha(T)). \quad (\text{A15})$$

The level-width functions are

$$\Gamma_{\alpha ij}(\omega) = 2\pi \sum_k \delta(\omega - \epsilon_{k\alpha}) t_{k\alpha i}^* t_{k\alpha j}. \quad (\text{A16})$$

The level-shift functions $\Lambda_{\alpha ij}(\omega)$ can be computed from $\Gamma_{\alpha ij}(\omega)$ via Kramers-Kronig relation. To simplify analysis, we make the wide-band approximation, assuming that the leads density of states is constant, that means that the level-width function is a constant, ω independent matrix

$$\Gamma_\alpha(\omega) = \Gamma_\alpha, \quad (\text{A17})$$

and that the level-shift functions vanishes

$$\Lambda_\alpha(\omega) = 0. \quad (\text{A18})$$

This gives us the following self-energies:

$$\tilde{\Sigma}_\alpha^{<}(T, \omega) = i\Gamma_\alpha \sum (-)^n f_\alpha(\omega + n\Omega_\alpha/2) J_n(\psi_\alpha(T)), \quad (\text{A19})$$

$$\tilde{\Sigma}_\alpha^A(T, \omega) = \frac{i}{2}\Gamma_\alpha, \quad (\text{A20})$$

$$\tilde{\Sigma}_\alpha^R(T, \omega) = -\frac{i}{2}\Gamma_\alpha. \quad (\text{A21})$$

The time and energy derivatives of the lesser leads self-energy in Wigner space, which are required for the gradient expansion of Kadanoff-Baym equation, are

$$\begin{aligned} \partial_T \Sigma_\alpha^< &= i\Gamma_\alpha \Delta_\alpha \sin(\Omega_\alpha T) \sum_{n=-\infty}^{\infty} (-)^n f_\alpha(\omega + n\Omega_\alpha/2) \\ &\times \left[J_{n+1}(\psi_\alpha(T)) - J_{n-1}(\psi_\alpha(T)) \right], \quad (\text{A22}) \end{aligned}$$

$$\begin{aligned} \partial_\omega \Sigma_\alpha^< &= -i \frac{\Gamma_\alpha}{\zeta_\alpha} \sum_{n=-\infty}^{\infty} (-)^n \left[f_\alpha \left(\omega + \frac{1}{2} n \Omega_\alpha \right) \right]^2 \\ &\times e^{(\omega + \frac{1}{2} n \Omega_\alpha - \mu_\alpha)/\zeta_\alpha} J_n(\psi_\alpha(T)). \quad (\text{A23}) \end{aligned}$$

Appendix B: First order dynamical corrections to electronic population in Holstein model

The first correction to the occupation can be related to the adiabatic result. Making use of Eqs. (47) and (32), we find

$$\begin{aligned} n_{(1)}(T) &= \int_{-\infty}^{\infty} \frac{d\omega}{2\pi} \text{Im} \left[-\frac{i}{2} \tilde{\mathcal{G}}_{(0)}^R \partial_T \tilde{\mathcal{G}}_{(0)}^< \right. \\ &\quad - \frac{i}{2} \tilde{\mathcal{G}}_{(0)}^R \partial_T \tilde{\Sigma}^< \partial_\omega \tilde{\mathcal{G}}_{(0)}^A + \frac{i}{2} \tilde{\mathcal{G}}_{(0)}^R \partial_\omega \tilde{\Sigma}^< \partial_T \tilde{\mathcal{G}}_{(0)}^A \\ &\quad \left. - \frac{i}{2} \tilde{\mathcal{G}}_{(0)}^R \chi \partial_T n_{(0)} \partial_\omega \tilde{\mathcal{G}}_{(0)}^< + \tilde{\mathcal{G}}_{(0)}^R \tilde{\Sigma}^< \tilde{\mathcal{G}}_{(1)}^A \right]. \quad (\text{B1}) \end{aligned}$$

Here, the first correction to the advanced Green's function is given as

$$\tilde{\mathcal{G}}_{(1)}^{A/R} = \tilde{\mathcal{G}}_{(0)}^{A/R} \chi n_{(1)} \tilde{\mathcal{G}}_{(0)}^{A/R}. \quad (\text{B2})$$

For Eq. (B1), we observe that the result can be split into contributions that depend on the adiabatic solution only and the term containing $n_{(1)}$ itself. Hence making use of the Eqs. (B1) and (B2), we find a linear equation such that:

$$n_{(1)}(T) = \frac{A(T)}{1 - B(T)}, \quad (\text{B3})$$

where

$$\begin{aligned} A(T) &= \int_{-\infty}^{\infty} \frac{d\omega}{2\pi} \text{Im} \left[-\frac{i}{2} \tilde{\mathcal{G}}_{(0)}^R \partial_T \tilde{\mathcal{G}}_{(0)}^< - \frac{i}{2} \tilde{\mathcal{G}}_{(0)}^R \partial_T \tilde{\Sigma}^< \partial_\omega \tilde{\mathcal{G}}_{(0)}^A \right. \\ &\quad \left. + \frac{i}{2} \tilde{\mathcal{G}}_{(0)}^R \partial_\omega \tilde{\Sigma}^< \partial_T \tilde{\mathcal{G}}_{(0)}^A - \frac{i}{2} \tilde{\mathcal{G}}_{(0)}^R \chi \partial_T n_{(0)} \partial_\omega \tilde{\mathcal{G}}_{(0)}^< \right], \quad (\text{B4}) \end{aligned}$$

$$B(T) = \chi \int_{-\infty}^{\infty} \frac{d\omega}{2\pi} \text{Im} \left[\tilde{\mathcal{G}}_{(0)}^R \tilde{\Sigma}^< \left(\tilde{\mathcal{G}}_{(0)}^A \right)^2 \right]. \quad (\text{B5})$$

- ¹ G. Platero and R. Aguado, *Physics Reports* **395**, 1 (2004).
- ² X. W. Tu, J. H. Lee, and W. Ho, *J. Chem. Phys.* **124**, 021105 (2006).
- ³ C. Meyer, J. M. Elzerman, and L. P. Kouwenhoven, *Nano Letters* **7**, 295 (2007).
- ⁴ M. Chauvin, P. vom Stein, H. Pothier, P. Joyez, M. E. Huber, D. Esteve, and C. Urbina, *Phys. Rev. Lett.* **97**, 067006 (2006).
- ⁵ M. Galperin and A. Nitzan, *Phys. Chem. Chem. Phys.* **14**, 9421 (2012).
- ⁶ A. Purkayastha and Y. Dubi, *Phys. Rev. B* **96**, 085425 (2017).
- ⁷ U. Peskin, *Fortschritte der Physik* **65**, 1600048 (2017).
- ⁸ M. Ridley, A. MacKinnon, and L. Kantorovich, *Phys. Rev. B* **95**, 165440 (2017).
- ⁹ M. A. Ochoa, Y. Selzer, U. Peskin, and M. Galperin, *The Journal of Physical Chemistry Letters* **6**, 470 (2015).
- ¹⁰ P. K. Tien and J. P. Gordon, *Phys. Rev.* **129**, 647 (1963).
- ¹¹ M. H. Pedersen and M. Büttiker, *Phys. Rev. B* **58**, 12993 (1998).
- ¹² M. Grifoni and P. Hänggi, *Physics Reports* **304**, 229 (1998).
- ¹³ S. Camalet, J. Lehmann, S. Kohler, and P. Hänggi, *Phys. Rev. Lett.* **90**, 210602 (2003).
- ¹⁴ S. Kohler, J. Lehmann, and P. Hänggi, *Physics Reports* **406**, 379 (2005).
- ¹⁵ B. Trauzettel, Y. M. Blanter, and A. F. Morpurgo, *Phys. Rev. B* **75**, 035305 (2007).
- ¹⁶ M. Moskalets and M. Büttiker, *Phys. Rev. B* **66**, 205320 (2002).
- ¹⁷ M. Moskalets and M. Büttiker, *Phys. Rev. B* **69**, 205316 (2004).
- ¹⁸ M. V. Moskalets, *Scattering Matrix Approach to Non-stationary Quantum Transport* (World Scientific, 2012).
- ¹⁹ M. F. Ludovico, J. S. Lim, M. Moskalets, L. Arrachea, and D. Sánchez, *Phys. Rev. B* **89**, 161306 (2014).
- ²⁰ L. Arrachea, *Phys. Rev. B* **72**, 125349 (2005).
- ²¹ L. Arrachea and M. Moskalets, *Phys. Rev. B* **74**, 245322 (2006).
- ²² S.-H. Ke, R. Liu, W. Yang, and H. U. Baranger, *J. Chem. Phys.* **132**, 234105 (2010).
- ²³ R. Tuovinen, E. Perfetto, G. Stefanucci, and R. van Leeuwen, *Phys. Rev. B* **89**, 085131 (2014).
- ²⁴ B. Wang, J. Wang, and H. Guo, *Phys. Rev. Lett.* **82**, 398 (1999).
- ²⁵ Q.-f. Sun, J. Wang, and T.-h. Lin, *Phys. Rev. B* **58**, 13007 (1998).
- ²⁶ A.-P. Jauho, N. S. Wingreen, and Y. Meir, *Phys. Rev. B* **50**, 5528 (1994).
- ²⁷ S. Datta and M. P. Anantram, *Phys. Rev. B* **45**, 13761 (1992).
- ²⁸ C. A. Stafford and N. S. Wingreen, *Phys. Rev. Lett.* **76**, 1916 (1996).
- ²⁹ T. Brandes, *Phys. Rev. B* **56**, 1213 (1997).
- ³⁰ G. Stefanucci and C.-O. Almbladh, *Phys. Rev. B* **69**, 195318 (2004).
- ³¹ H. M. Pastawski, *Phys. Rev. B* **46**, 4053 (1992).
- ³² L. Y. Chen and C. S. Ting, *Phys. Rev. B* **43**, 2097 (1991).
- ³³ J. Maciejko, J. Wang, and H. Guo, *Phys. Rev. B* **74**, 085324 (2006).
- ³⁴ Y. Zhu, J. Maciejko, T. Ji, H. Guo, and J. Wang, *Phys. Rev. B* **71**, 075317 (2005).
- ³⁵ M. Ridley, A. MacKinnon, and L. Kantorovich, *Phys. Rev. B* **91**, 125433 (2015).
- ³⁶ M. Vanević, Y. V. Nazarov, and W. Belzig, *Phys. Rev. Lett.* **99**, 076601 (2007).
- ³⁷ M. F. Ludovico, F. Battista, F. von Oppen, and L. Arrachea, *Phys. Rev. B* **93**, 075136 (2016).
- ³⁸ R. S. Souto, R. Avriller, A. L. Yeyati, and A. Martín-Rodero, *New Journal of Physics* **20**, 083039 (2018).
- ³⁹ A. Ueda, Y. Utsumi, Y. Tokura, O. Entin-Wohlman, and A. Aharony, *J. Chem. Phys.* **146**, 092313 (2017).
- ⁴⁰ R. Avriller, R. S. Souto, A. Martín-Rodero, and A. L. Yeyati, *Phys. Rev. B* **99**, 121403 (2019).
- ⁴¹ G.-H. Ding and B. Dong, *Journal of Physics: Condensed Matter* **26**, 305301 (2014).
- ⁴² Y. Zhang, C. Yam, and G. Chen, *J. Chem. Phys.* **142**, 164101 (2015).
- ⁴³ G.-H. Ding, B. Xiong, and B. Dong, *Journal of Physics: Condensed Matter* **28**, 065301 (2016).
- ⁴⁴ R. Seoane Souto, R. Avriller, R. C. Monreal, A. Martín-Rodero, and A. Levy Yeyati, *Phys. Rev. B* **92**, 125435 (2015).
- ⁴⁵ H. Haug and A. P. Jauho, *Quantum Kinetics in Transport and Optics of Semiconductors*, Solid-State Sciences, Vol. 123 (Springer Berlin Heidelberg, Berlin, Heidelberg, 2008).
- ⁴⁶ N. Bode, S. V. Kusminskiy, R. Egger, and F. von Oppen, *Beilstein J. Nanotechnol* **3**, 144 (2012).
- ⁴⁷ A. A. Dzhioev, D. S. Kosov, and F. von Oppen, *J. Chem. Phys.* **138**, 134103 (2013).
- ⁴⁸ V. F. Kershaw and D. S. Kosov, *J. Chem. Phys.* **149**, 044121 (2018).
- ⁴⁹ V. F. Kershaw and D. S. Kosov, *J. Chem. Phys.* **147**, 224109 (2017).
- ⁵⁰ V. F. Kershaw and D. S. Kosov, *J. Chem. Phys.* **150**, 074101 (2019).
- ⁵¹ W. Dou, G. Miao, and J. E. Subotnik, *Phys. Rev. Lett.* **119**, 046001 (2017).
- ⁵² H. K. Yadalam and U. Harbola, *Phys. Rev. B* **93**, 035312 (2016).
- ⁵³ M. Hopjan, G. Stefanucci, E. Perfetto, and C. Verdozzi, *Phys. Rev. B* **98**, 041405 (2018).
- ⁵⁴ F. Chen, K. Miwa, and M. Galperin, *The Journal of Physical Chemistry A* **123**, 693 (2019), pMID: 30354167.
- ⁵⁵ G. Stefanucci and R. van Leeuwen, *Nonequilibrium Many-Body Theory of Quantum Systems: A Modern Introduction* (Cambridge University Press, 2013).
- ⁵⁶ D. A. Ryndyk, *Theory of Quantum Transport at Nanoscale* (Springer International Publishing, 2016).
- ⁵⁷ M. Galperin, M. A. Ratner, and A. Nitzan, *Nano Letters* **5**, 125 (2005).