

# Integration and Simulation of Bivariate Projective-Cauchy Distributions within Arbitrary Polygonal Domains

Jonathan Dupuy

Laurent Belcour

Eric Heitz

## Abstract

Consider a uniform variate on the unit upper-half sphere of dimension  $d$ . It is known that the straight-line projection through the center of the unit sphere onto the plane above it distributes this variate according to a  $d$ -dimensional projective-Cauchy distribution. In this work, we leverage the geometry of this construction in dimension  $d = 2$  to derive new properties for the bivariate projective-Cauchy distribution. Specifically, we reveal via geometric intuitions that integrating and simulating a bivariate projective-Cauchy distribution within an arbitrary domain translates into respectively measuring and sampling the solid angle subtended by the geometry of this domain as seen from the origin of the unit sphere. To make this result practical for, e.g., generating truncated variants of the bivariate projective-Cauchy distribution, we extend it in two respects. First, we provide a generalization to Cauchy distributions parameterized by location-scale-correlation coefficients. Second, we provide a specialization to polygonal-domains, which leads to closed-form expressions. We provide a complete MATLAB implementation for the case of triangular domains, and briefly discuss the case of elliptical domains and how to further extend our results to bivariate Student distributions.

## 1 Introduction

**Construction of the Projective-Cauchy Distribution.** A classic way of constructing a projective-Cauchy distribution is the following [6, 3]: Consider the projection of the upper-half unit sphere  $\mathcal{S}^d$  of  $\mathbb{R}^{d+1}$ ,  $d \geq 1$ , onto the plane  $\mathbb{R}^d \times \{1\} \subset \mathbb{R}^{d+1}$  defined as

$$g_{\perp}(\boldsymbol{\omega}) = (\omega_1/\omega_{d+1}, \dots, \omega_d/\omega_{d+1}, 1), \quad (1)$$

where we use the notation  $\boldsymbol{\omega} = (\omega_1, \dots, \omega_{d+1}) \in \mathcal{S}^d$ , i.e.,  $\|\boldsymbol{\omega}\| = 1$ . The application of such a projection to a uniform variate on the upper-half unit sphere  $\mathcal{S}^d$  of  $\mathbb{R}^{d+1}$  distributes it on the  $\mathbb{R}^d \times \{1\}$  plane according to a standard projective-Cauchy distribution<sup>1</sup> with density

$$p_{\text{std}}(\mathbf{x}) = \frac{\Gamma(\alpha)}{\pi^{\alpha}} \frac{1}{(x_1^2 + \dots + x_d^2 + 1)^{\alpha}}, \quad \alpha = \frac{d+1}{2}, \quad (2)$$

where we use the notation  $\mathbf{x} = (x_1, \dots, x_d, 1) \in \mathbb{R}^d \times \{1\}$ ; Figure 1 illustrates the geometry of this construction for the  $d = \{1, 2\}$  cases.

<sup>1</sup> Existing literature [6, 3] consider a uniform variate on the unit sphere  $\mathcal{S}^d$  rather than on its upper-half as we do here. Since the projection defined in Equation (1) is a two-to-one mapping as for any  $\boldsymbol{\omega} \in \mathcal{S}^d$ , we have  $g_{\perp}(\boldsymbol{\omega}) = g_{\perp}(-\boldsymbol{\omega})$ , it follows trivially that applying  $g_{\perp}$  to a uniform variate on the upper-half unit sphere of  $\mathbb{R}^{d+1}$  also distributes it on the  $\mathbb{R}^d \times \{1\}$  plane according to a standard projective-Cauchy distribution.

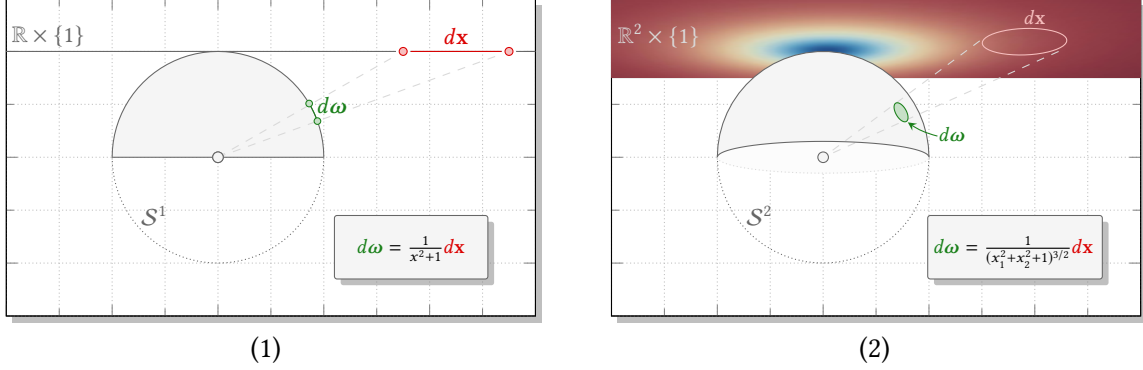


Figure 1: Projective construction of the (1) univariate and (2) bivariate Cauchy distribution.

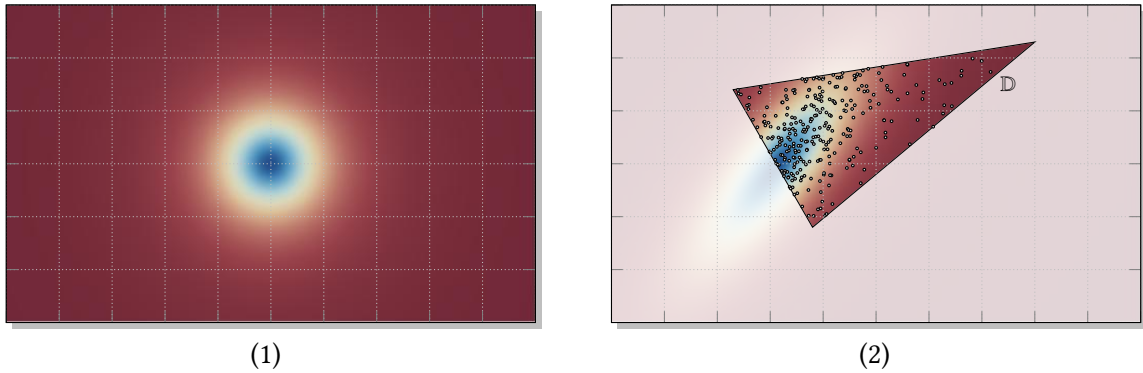


Figure 2: Isocontours of (1) the bivariate Cauchy density. We show how to (2) integrate and simulate random variates distributed according to such a density over an arbitrary domain  $\mathbb{D}$ .

**Bivariate Case.** In this work, we focus on the specific case of the standard bivariate projective-Cauchy probability distribution, whose density is given by Equation (2) with  $d = 2$ , i.e.,

$$f_{\text{std}}(\mathbf{x}) = \frac{1}{2\pi} \frac{1}{(x_1^2 + x_2^2 + 1)^{3/2}}. \quad (3)$$

Figure 2 (1) shows a color-mapped plot of such a density, which is radially-symmetric and heavy-tailed. Hereafter, we refer to the standard bivariate projective-Cauchy distribution simply as the bivariate Cauchy distribution.

**Contributions and Outline.** In the following sections, we leverage the geometry of the projective construction to derive new properties for the bivariate Cauchy distribution. Specifically, we show that the projective construction links the bivariate Cauchy distribution to the solid-angle metric in Section 2. Based on this result, we introduce a systematic approach to simulate and integrate the bivariate Cauchy distribution against an arbitrary domain  $\mathbb{D} \subseteq \mathbb{R}^2$  in Section 3; this is useful, for, e.g., generating truncated variants of the bivariate Cauchy distribution. Next, we extend our results to more general bivariate Cauchy densities parameterized by location-scale-correlation coefficients in Section 4. Finally, we consider the special case where the domain  $\mathbb{D}$  represents the area enclosed by an arbitrary triangle in Section 5; Figure 2 (2) shows an example of simulation of a location-scale-correlation Cauchy variate within a triangle using our contributions. A complete MATLAB implementation is provided in the supplemental material of this work.

## 2 The Bivariate Cauchy Metric as the projection of Solid Angles

In this section, we introduce and prove the main result of this paper. For this, we need to consider the mapping  $g_{\perp}$  defined in Equation (1) along with its inverse  $g_{\perp}^{-1}$ , which is defined as

$$g_{\perp}^{-1}(\mathbf{x}) = \frac{(x_1, \dots, x_d, 1)}{\|(x_1, \dots, x_d, 1)\|}. \quad (4)$$

**Main Result.** In the case  $d = 2$ , the bivariate Cauchy density evaluates to the product of the uniform density on the upper-half sphere  $S^2$ , times the Jacobian due to the change of measure from  $d\omega \subset S^2$  to  $d\mathbf{x} \subset \mathbb{R}^2 \times \{1\}$ :

$$f_{\text{std}}(\mathbf{x}) = \frac{1}{2\pi} \left\| \frac{dg_{\perp}^{-1}(\mathbf{x})}{d\mathbf{x}} \right\|. \quad (5)$$

Put in other words, the bivariate Cauchy distribution is a solid-angle measure expressed on the plane subtended by the action of  $g_{\perp}$  on the upper-half unit sphere  $S^2$ .

**Proof.** Let us consider an infinitesimal solid angle  $d\omega \subset S^2$  centered around a direction  $\omega \in S^2$  under the action of the projective mapping  $g_{\perp}$ . The projection maps  $d\omega$  to an infinitesimal area  $d\mathbf{x}$  located on the  $\mathbb{R}^2 \cup \{1\}$  plane around the point  $\mathbf{x} = g_{\perp}(\omega) \in \mathbb{R}^2 \cup \{1\}$ ; Figure 3 (1) illustrates this setup.

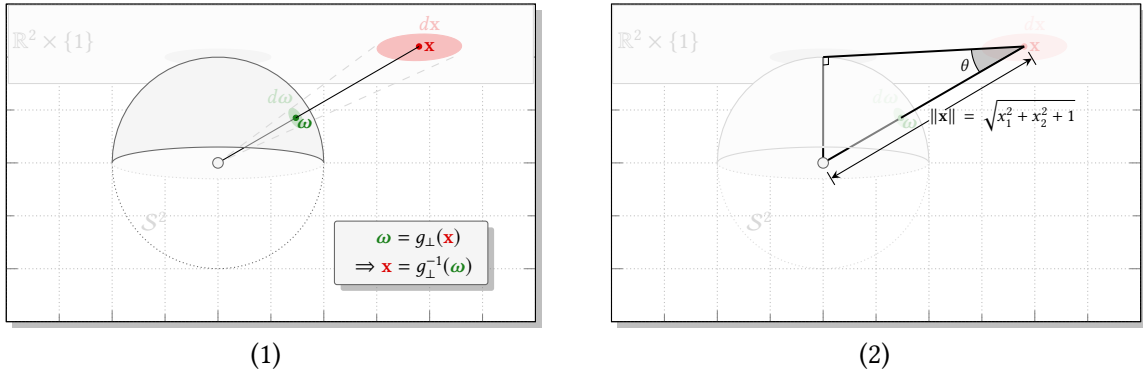


Figure 3: Projective construction of the bivariate projective-Cauchy distribution. The projection operator maps (1) solid angles to areas, whose respective metrics are (2) linked through simple algebraic relations.

By construction, the infinitesimal area  $d\mathbf{x}$  is located at distance  $\|\mathbf{x}\| = \|g_{\perp}(\omega)\|$  from the origin and projected at an angle  $\theta$  onto the  $\mathbb{R}^2 \cup \{1\}$  plane; Figure 3 (2) illustrates this geometric relationship. Since solid angles scale quadratically with distance and oriented projections produces a foreshortening effect of  $\sin \theta$ , we have

$$\|\mathbf{x}\|^2 d\omega = \sin \theta d\mathbf{x}. \quad (6)$$

Now, using the identities  $\|\mathbf{x}\| = \sqrt{x_1^2 + x_2^2 + 1}$  and  $\sin \theta = 1/\|\mathbf{x}\|$ , we further obtain

$$d\omega = \frac{1}{(x_1^2 + x_2^2 + 1)^{3/2}} d\mathbf{x}. \quad (7)$$

Hence, the Jacobian  $\left\| \frac{d\omega}{d\mathbf{x}} \right\|$  is directly proportional to Equation (3). Under the projective construction, the algebraic expression of the bivariate Cauchy density translates into the Jacobian of the projection, which is

Equation (7), normalized by the solid angle of the hemisphere, which is  $2\pi$ . Using the equality  $\boldsymbol{\omega} = g_{\perp}^{-1}(\mathbf{x})$ , we finally obtain our main result:

$$f_{\text{std}}(\mathbf{x}) = \frac{1}{2\pi} \left\| \frac{d\boldsymbol{\omega}}{d\mathbf{x}} \right\| = \frac{1}{2\pi} \left\| \frac{dg_{\perp}^{-1}(\mathbf{x})}{d\mathbf{x}} \right\|. \quad (8)$$

This concludes our proof.

### 3 Integration and Simulation

In this section, we introduce a systematic approach for simulating and integrating the bivariate Cauchy distribution within an arbitrary domain  $\mathbb{D} \subseteq \mathbb{R}^2 \times \{1\}$ . This requires the following corollary result:

**Corollary Result.** Consider an arbitrary domain  $\mathbb{D} \subseteq \mathbb{R}^2 \times \{1\}$ . The inverse projection  $g_{\perp}^{-1}$  maps  $\mathbb{D}$  to the solid angle it subtends with respect to the unit sphere  $\mathcal{S}^2$  of  $\mathbb{R}^3$ .

**Variate Simulation.** The projective construction of the bivariate Cauchy distribution implies a straightforward simulation mechanism: it suffices to generate a uniform variate within the solid angle  $\Omega = g_{\perp}^{-1}(\mathbb{D})$  and project it using  $g_{\perp}$ , i.e., Equation (1) with  $d = 2$ ; Figure 4 (1) illustrates this approach. It follows that if the geometry of  $\Omega$  can be analytically sampled with uniform probability, then the bivariate Cauchy distribution can be simulated analytically within the area enclosed by  $\mathbb{D}$ .

**Bounded Integration.** The projective construction of the bivariate Cauchy distribution implies a straightforward method for solving integrals of the form

$$\mathcal{I} = \int_{\mathbb{D}} f_{\text{std}}(\mathbf{x}) d\mathbf{x}. \quad (9)$$

Let  $\Omega$  denote the solid angle subtended by  $\mathbb{D}$  with respect to the unit sphere  $\mathcal{S}^2$  of  $\mathbb{R}^3$ , i.e.,  $\Omega = g_{\perp}^{-1}(\mathbb{D})$ . We re-express Equation (9) as a measure over solid-angles using the substitution  $\mathbf{x} = g_{\perp}(\boldsymbol{\omega})$ , which makes integrand constant

$$\begin{aligned} \mathcal{I} &= \int_{\Omega} \underbrace{f_{\text{std}}(g_{\perp}(\boldsymbol{\omega}))}_{= \frac{1}{2\pi} \left\| \frac{d\boldsymbol{\omega}}{d\mathbf{x}} \right\|, \text{ Eq.(5)}} \left\| \frac{d\mathbf{x}}{d\boldsymbol{\omega}} \right\| d\boldsymbol{\omega} = \int_{\Omega} \frac{1}{2\pi} d\boldsymbol{\omega}, \quad \Omega = g_{\perp}^{-1}(\mathbb{D}). \end{aligned} \quad (10)$$

Put in other words, integrating the bivariate Cauchy distribution reduces to computing a solid angle; Figure 4 (2) illustrates this approach. It follows that if the solid angle of  $\Omega$  can be computed analytically, then the bivariate Cauchy distribution can be integrated analytically within the area enclosed by  $\mathbb{D}$ .

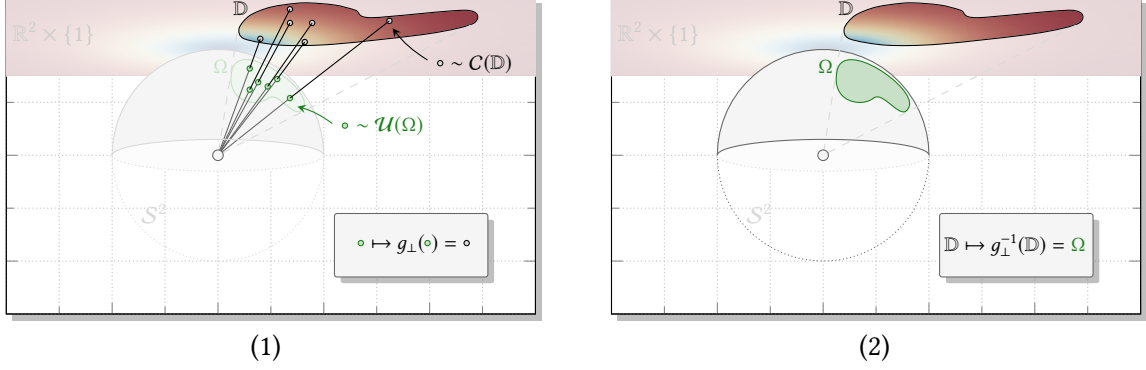


Figure 4: Geometric interpretation of our systematic methodology for (1) simulating and (2) integrating bivariate Cauchy distributions within an arbitrary domain  $\mathbb{D} \subseteq \mathbb{R}^2 \times \{1\}$ . We re-express both operations on the surface of the unit sphere  $S^2$ .

## 4 Generalization to Location-Scale-Correlation

In this section, we generalize the results of the previous section to a more general parameterization of the bivariate Cauchy distribution.

**Parameterization.** The bivariate Cauchy density exhibits radially symmetric isocontours. These can be extended to more general elliptic isocontours when the random variates are transformed according to a location-scale-correlation substitution. For the 2D case, considering the location parameters  $a_1, a_2 \in \mathbb{R}$ , scale parameters  $b_1, b_2 > 0$ , and correlation parameter  $\rho \in (-1, 1)$ , the transformation takes the form

$$g_{\mathcal{E}}(\mathbf{x}) = \left( b_1 x_1 + a_1, b_2 \left[ \rho x_1 + x_2 \sqrt{1 - \rho^2} \right] + a_2, 1 \right). \quad (11)$$

The application of  $g_{\mathcal{E}}$  on a random variate distributed as a bivariate Cauchy distribution redistributes it according to a more general bivariate Cauchy distribution with density

$$f(\mathbf{x}; a_1, a_2, b_1, b_2, \rho) = f_{\text{std}}(g_{\mathcal{E}}^{-1}(\mathbf{x})) \left\| \frac{dg_{\mathcal{E}}^{-1}(\mathbf{x})}{d\mathbf{x}} \right\|, \quad (12)$$

$$\left\| \frac{dg_{\mathcal{E}}^{-1}(\mathbf{x})}{d\mathbf{x}} \right\| = \frac{1}{b_1 b_2 \sqrt{1 - \rho^2}}, \quad (13)$$

where  $g_{\mathcal{E}}^{-1}$  denotes the inverse of  $g_{\mathcal{E}}$ , which takes the form

$$g_{\mathcal{E}}^{-1}(\mathbf{x}) = \left( \frac{x_1 - a_1}{b_1}, \frac{b_1(x_2 - a_2) - \rho b_2(x_1 - a_1)}{b_1 b_2 \sqrt{1 - \rho^2}}, 1 \right). \quad (14)$$

The standard bivariate Cauchy case corresponds to setting the parameters to  $a_1 = a_2 = 0$ ,  $b_1 = b_2 = 1$ , and  $\rho = 0$ . Figure 5 plots the isocontours of the standard bivariate Cauchy density against that of an elliptic one. Hereafter, we refer to such generalized bivariate Cauchy distributions as elliptical bivariate Cauchy distributions. Note that Equation (12) is equivalent to the more standard expression

$$f(\mathbf{x}; a_1, a_2, b_1, b_2, \rho) = \frac{1}{2\pi b_1 b_2 \sqrt{1 - \rho^2}} \left( 1 + \frac{z}{1 - \rho^2} \right)^{-\frac{3}{2}}, \quad (15)$$

where

$$z = \frac{(x_1 - a_1)^2}{b_1^2} + \frac{(x_2 - a_2)^2}{b_2^2} - \frac{2\rho(x_1 - a_1)(x_2 - a_2)}{b_1 b_2}. \quad (16)$$

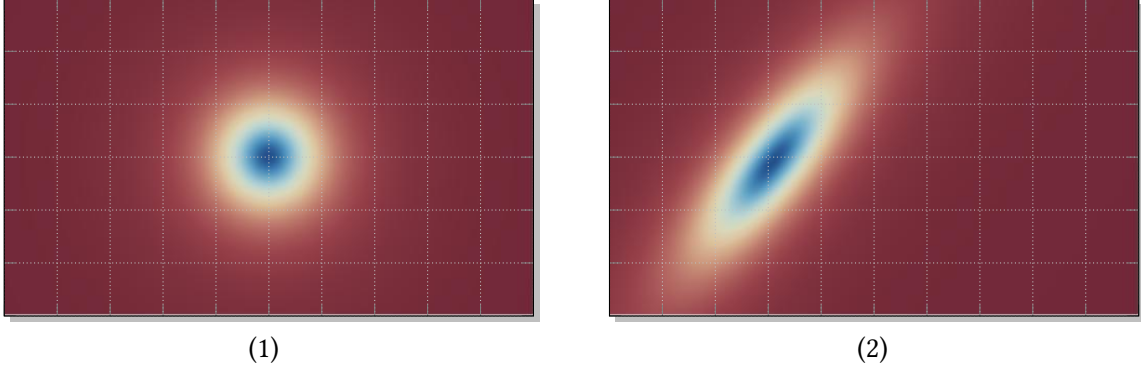


Figure 5: Isocontours of (1) the standard projective-Cauchy density, and (2) a general projective-Cauchy density with location parameters  $a_1 = -1.9$ ,  $a_2 = -0.1$ , scale parameters  $b_1 = 1.4$ ,  $b_2 = 1.7$ , and correlation  $\rho = 0.8$ .

**Variate Simulation.** The location-scale-correlation construction of the elliptical bivariate Cauchy distribution implies a straightforward simulation mechanism within an arbitrary domain  $\mathbb{D} \subset \mathbb{R}^2 \times \{1\}$ : it suffices to generate a bivariate Cauchy variate within the domain  $\mathbb{D}_{\text{std}} = g_{\mathcal{E}}^{-1}(\mathbb{D})$  using the results from the previous section, i.e., uniformly sample the spherical domain  $\Omega = g_{\perp}^{-1}(\mathbb{D}_{\text{std}})$ , and then transform it using Equation (11); Figure 6 illustrates this approach. It follows that if the geometry of  $\Omega = g_{\perp}^{-1}(\mathbb{D}_{\text{std}})$  can be analytically sampled with uniform probability, then the bivariate Cauchy distribution can be simulated analytically within the area enclosed by  $\mathbb{D}$ .

**Bounded Integration.** The location-scale-correlation construction of the elliptical bivariate Cauchy distribution implies a straightforward method for solving integrals of the form

$$\mathcal{J} = \int_{\mathbb{D}} f(\mathbf{y}; a_1, a_2, b_1, b_2, \rho) d\mathbf{y}. \quad (17)$$

Let  $\mathbb{D}_{\text{std}}$  denote the domain resulting from the application of  $g_{\mathcal{E}}$  to  $\mathbb{D}$ . We re-express Equation (17) as a measure over the bivariate Cauchy distribution using the substitution  $\mathbf{y} = g_{\mathcal{E}}(\mathbf{x})$ , i.e.,

$$\mathcal{J} = \int_{\mathbb{D}_{\text{std}}} \underbrace{f(g_{\mathcal{E}}(\mathbf{x}); a_1, a_2, b_1, b_2, \rho)}_{=f_{\text{std}}(\mathbf{x}) \left\| \frac{d\mathbf{x}}{d\mathbf{y}} \right\|, \text{Eq.(12)}} \left\| \frac{d\mathbf{y}}{d\mathbf{x}} \right\| d\mathbf{x}, \quad \mathbb{D}_{\text{std}} = g_{\mathcal{E}}^{-1}(\mathbb{D}). \quad (18)$$

Using the results of the previous section, we re-express this new integral as a uniform measure over solid-angles, where the integrand becomes constant

$$\mathcal{J} = \int_{\Omega} \underbrace{f_{\text{std}}(g_{\perp}(\boldsymbol{\omega}))}_{=\frac{1}{2\pi} \left\| \frac{d\boldsymbol{\omega}}{d\mathbf{x}} \right\|, \text{Eq.(5)}} \left\| \frac{d\mathbf{x}}{d\boldsymbol{\omega}} \right\| d\boldsymbol{\omega} = \int_{\Omega} \frac{1}{2\pi} d\boldsymbol{\omega}, \quad \Omega = g_{\perp}^{-1}(\mathbb{D}_{\text{std}}). \quad (19)$$

It follows that if the solid angle of  $\Omega$  can be computed analytically, then the elliptical bivariate Cauchy distribution can be integrated analytically within the area enclosed by  $\mathbb{D}$ .

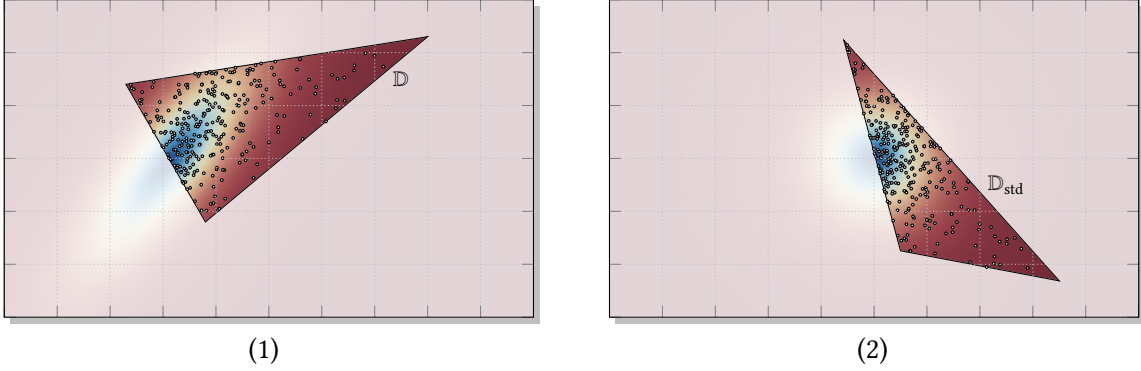


Figure 6: Invariance of polygonal integrals over Cauchy densities. (1) The integral of any elliptical bivariate Cauchy density against a domain  $\mathbb{D}$  is equal to (2) another integral of a bivariate Cauchy density over a domain  $\mathbb{D}_{\text{std}}$ .

## 5 Polygonal Bounds

In this section, we specialize our results from Section 3 to the case where  $\mathbb{D}$  represents the area enclosed by an arbitrary polygon. We also show that these results extend trivially to the location-scale-correlation generalization introduced in Section 4.

**Variate Simulation.** Simulating a bivariate Cauchy distribution within the area enclosed by a polygon requires uniformly sampling the solid angle of the spherical geometry it subtends via  $g_{\perp}^{-1}$ , which is a spherical polygon, and then projecting these samples using Equation (1). If  $\mathbf{v}_1, \dots, \mathbf{v}_n \in \mathbb{R}^2 \times \{1\}$  denote the vertices of the polygon, then the spherical polygon has vertices  $g_{\perp}^{-1}(\mathbf{v}_1), \dots, g_{\perp}^{-1}(\mathbf{v}_n) \in \mathcal{S}^2$ . For details on how to uniformly sample such geometries, we refer the reader to the literature on the subject [2, 7], as this is out of the scope of this paper; Appendix 7 provides pseudocode for the case where the polygonal-domain is defined by an arbitrary triangle, and Figure 6 (2) shows an example of variate simulation within a triangle.

**Polygonal Integration.** Integrating a bivariate Cauchy distribution against the area enclosed by a polygon requires computing the solid angle of the spherical geometry it subtends via  $g_{\perp}^{-1}$ , which is a spherical polygon. For a polygon with  $N \geq 3$  vertices, the solid angle of the spherical polygon is given by

$$\mathcal{I} = \sum_{n=1}^N A_n - (N - 2)\pi, \quad (20)$$

where  $A_n := A_n(\Omega)$  denotes the  $n$ -th interior angle of the spherical polygon. Appendix 7 provides pseudocode for the case where the polygonal-domain is defined by an arbitrary triangle.

**Location-Scale-Correlation Generalization.** The results derived here for the bivariate Cauchy distribution extend trivially to the location-scale-correlation generalization of Section 4: Since the mapping  $g_{\mathcal{E}}$  defined in Equation (14) is a linear transformation, it acts as an automorphism on polygons. Put in other words, if we can integrate and simulate the bivariate Cauchy density against arbitrary polygons, then we can also integrate and simulate arbitrary location-scale-correlation densities against arbitrary polygons

using the simulation and integration methods introduced in the previous section. Appendix 7 provides pseudocode for the case where the polygonal-domain is defined by an arbitrary triangle.

## 6 Discussion

In this section, we informally discuss the extension of our results to elliptical domains, and Student distributions with integer-valued degrees of freedom. We defer rigorous proofs from our claims for future work.

**On Elliptical Domains.** Following the methodology introduced in Section 3, we can integrate and simulate the bivariate Cauchy density against arbitrary ellipses as long as we can deal with the solid angle they subtend on  $\mathcal{S}^2$ . Such geometries have been studied in the literature, and there exists methods to compute their solid angles [5], as well as uniform-sample them [4]. Furthermore, the mapping  $g_{\mathcal{E}}$  acts as an automorphism on ellipses, which means that we can also integrate and simulate arbitrary location-scale-correlation densities against arbitrary ellipses.

**On Student Distributions.** As demonstrated by Equation (5), the bivariate Cauchy distribution arises from the uniform distribution on the upper-half sphere  $\mathcal{S}^2$  times the Jacobian of the projection  $g_{\perp}$ . This suggests a mechanism for deriving other distributions than just the Cauchy distribution by weighting directional distributions that differ from the uniform one. Interestingly, if we consider the power-law distribution  $\omega_3^{\nu}$ ,  $\nu \geq 1$ , then using the identity due to Equation (4)

$$\omega_3 = \frac{1}{\sqrt{x_1^2 + x_2^2 + 1}}, \quad (21)$$

we get

$$d\omega = \frac{1}{(x_1^2 + x_2^2 + 1)^{\frac{2+\nu}{2}}} d\mathbf{x}, \quad (22)$$

which implies that the Jacobian  $\left\| \frac{d\omega}{d\mathbf{x}} \right\|$  is now directly proportional to the bivariate Student distribution with  $\nu$  degrees of freedom. As such, any integral of the form

$$\mathcal{I}' = \int_{\mathbb{D}} \frac{1}{(x_1^2 + x_2^2 + 1)^{\frac{2+\nu}{2}}} d\mathbf{x}, \quad (23)$$

may be re-expressed in the directional domain as a

$$\mathcal{I}' = \int_{\Omega} \omega_3^{\nu} d\omega, \quad \Omega = g_{\perp}^{-1}(\mathbb{D}). \quad (24)$$

Since it is known that such integrals have analytical solutions over polygonal domains for any  $\nu \in \mathbb{N}$  [1], we believe that new properties for the bivariate Student distribution may be derived based on our results for the bivariate Cauchy distribution.



## 7 Appendix: Pseudocode

```

1  /* Project to the unit hemisphere */
2  function PlaneToHemisphere( $\mathbf{x} = \{x_1, x_2, 1\}$ )
3      return  $\boldsymbol{\omega} = \mathbf{x} / \|\mathbf{x}\|$ 
4
5  /* Project to the plane */
6  function HemisphereToPlane( $\boldsymbol{\omega} = \{\omega_1, \omega_2, \omega_3\}$ )
7      return  $\mathbf{x} = \boldsymbol{\omega} / \omega_3$ 
8
9  /* Polygonal simulation of a standard bivariate Cauchy distribution */
10 function SimulateCauchyStd( $\mathcal{P} = \{\mathbf{v}_1, \dots, \mathbf{v}_N\}$ ,  $\mathbf{u} = \{u_1, u_2\}$ )
11      $\Omega \leftarrow \{\text{PlaneToHemisphere}(\mathbf{v}_1), \dots, \text{PlaneToHemisphere}(\mathbf{v}_N)\}$ 
12     return HemisphereToPlane(SampleSolidAngle( $\Omega$ ,  $\mathbf{u}$ ))
13
14 /* Polygonal integral of a standard bivariate Cauchy distribution */
15 function IntegrateCauchyStd( $\mathcal{P} = \{\mathbf{v}_1, \dots, \mathbf{v}_N\}$ )
16      $\Omega \leftarrow \{\text{PlaneToHemisphere}(\mathbf{v}_1), \dots, \text{PlaneToHemisphere}(\mathbf{v}_N)\}$ 
17     return ComputeSolidAngle( $\Omega$ )

```

Listing 1: Simulating and integrating a bivariate Cauchy density against a polygon.

```

1  /* LocationScaleCorrelationForward */
2  function LSCForward( $\mathbf{x} = \{x_1, x_2, 1\}$ ,  $a_1, a_2, b_1, b_2, \rho$ )
3      /* See Equation (6) */
4       $x'_1 \leftarrow b_1 x_1 + a_1$ 
5       $x'_2 \leftarrow b_2[\rho x_1 + x_2 \sqrt{1 - \rho^2}] + a_2$ 
6      return  $\{x'_1, x'_2, 1\}$ 
7
8  /* LocationScaleCorrelationForward */
9  function LSCBackward( $\mathbf{x} = \{x_1, x_2, 1\}$ ,  $a_1, a_2, b_1, b_2, \rho$ )
10     /* See Equation (6) */
11      $x'_1 \leftarrow (x_1 - a_1) / b_1$ 
12      $x'_2 \leftarrow (b_1(x_2 - a_2) - \rho b_2(x_1 - a_1)) / (b_1 b_2 \sqrt{1 - \rho^2})$ 
13     return  $\{x'_1, x'_2, 1\}$ 
14
15 /* Polygonal simulation of a standard bivariate Cauchy distribution */
16 function SimulateCauchyElliptic( $\mathcal{P} = \{\mathbf{v}_1, \dots, \mathbf{v}_N\}$ ,  $\mathbf{u} = \{u_1, u_2\}$ )
17     return LSCForward(SimulateCauchy(LSCBackward( $\mathcal{P}$ ),  $\mathbf{u}$ ))
18
19 /* Polygonal integral of a standard bivariate Cauchy distribution */
20 function IntegrateCauchyElliptic( $\mathcal{P} = \{\mathbf{v}_1, \dots, \mathbf{v}_N\}$ )
21     return IntegrateCauchyStd(LSCBackward( $\mathcal{P}$ ))

```

Listing 2: Simulating and integrating a bivariate Cauchy density against a polygon with location-scale-correlation parameters.

## References

- [1] James Arvo. Applications of irradiance tensors to the simulation of non-lambertian phenomena. In *Proceedings of the 22nd annual conference on Computer graphics and interactive techniques*, pages 335–342. ACM, 1995.
- [2] James Arvo. Stratified sampling of spherical triangles. In *Proceedings of the 22Nd Annual Conference on Computer Graphics and Interactive Techniques*, SIGGRAPH '95, pages 437–438, New York, NY, USA, 1995. ACM.
- [3] Jean-Louis Dunau and Henri Sénateur. Une caractérisation du type de la loi de cauchy-conforme sur  $\mathbb{R}^n$ . *Probability Theory and Related Fields*, 77(1):129–135, Mar 1988.
- [4] Ibón Guillén, Carlos Ureña, Alan King, Marcos Fajardo, Iliyan Georgiev, Jorge López-Moreno, and Adrian Jarabo. Area-preserving parameterizations for spherical ellipses. In *Computer Graphics Forum*, volume 36, pages 179–187. Wiley Online Library, 2017.
- [5] Eric Heitz. Computing a front-facing ellipse that subtends the same solid angle as an arbitrarily oriented ellipse. working paper or preprint, July 2017.
- [6] FB Knight and PA Meyer. Une caractérisation de la loi de cauchy. *Zeitschrift für Wahrscheinlichkeitstheorie und Verwandte Gebiete*, 34(2):129–134, 1976.
- [7] Carlos Ureña, Marcos Fajardo, and Alan King. An area-preserving parametrization for spherical rectangles. In *Computer Graphics Forum*, volume 32, pages 59–66. Wiley Online Library, 2013.