

Efficiently Breaking the Curse of Horizon in Off-Policy Evaluation with Double Reinforcement Learning

Nathan Kallus

Cornell University, New York, NY 10044, kallus@cornell.edu

Masatoshi Uehara

Cornell University, New York, NY 10044, mu223@cornell.edu

Off-policy evaluation (OPE) in reinforcement learning is notoriously difficult in long- and infinite-horizon settings due to diminishing overlap between behavior and target policies. In this paper, we study the role of Markovian and time-invariant structure in efficient OPE. We first derive the efficiency bounds and efficient influence functions for OPE when one assumes each of these structures. This precisely characterizes the curse of horizon: in time-variant processes, OPE is only feasible in the near-on-policy setting, where behavior and target policies are sufficiently similar. But, in time-invariant Markov decision processes, our bounds show that truly-off-policy evaluation is feasible, even with only just one dependent trajectory, and provide the limits of how well we could hope to do. We develop a new estimator based on Double Reinforcement Learning (DRL) that leverages this structure for OPE. Our DRL estimator simultaneously uses estimated stationary density ratios and q -functions and remains efficient when both are estimated at slow, nonparametric rates and remains consistent when either is estimated consistently. We investigate these properties and the performance benefits of leveraging the problem structure for more efficient OPE.

Key words: Off-policy evaluation, Markov decision processes, Infinite horizon, Semiparametric efficiency

1. Introduction

Reinforcement learning (RL) in settings such as healthcare (Murphy 2003) and education (Mandel et al. 2014) is often limited to the offline or off-policy setting, where we only use existing observed data, due to the inability to simulate and the costliness of exploration. One important task in this setting is off-policy evaluation (OPE), where we want to estimate the mean reward of a candidate decision policy, known as the target policy using observed data generated by the log of another

Model	Characteristics	MSE Scaling	Required Conditions
NDMP	Non-Markov, Time-variant	$\mathcal{O}(1/N)$	$N \rightarrow \infty, T = \omega(\log N),$ $\ \nu_t\ _\infty = o(\gamma^{-t})$
TMDP	Markov, Time-variant	$\mathcal{O}(1/N)$	$N \rightarrow \infty, T = \omega(\log N),$ $\ \mu_t\ _\infty = o(\gamma^{-t})$
MDP	Markov, Time-invariant	$\mathcal{O}(1/(NT))$	$T \rightarrow \infty, N \geq 1,$ Mixing, $\ w\ _\infty = O(1)$

Table 1 Asymptotic order of the best-achievable MSE in each model when observing N length- $(T+1)$ trajectories. The variables η_t, ν_t, μ_t, w are the instantaneous, cumulative, marginal, and stationary density ratios, respectively (see Section 1.2 for definitions).

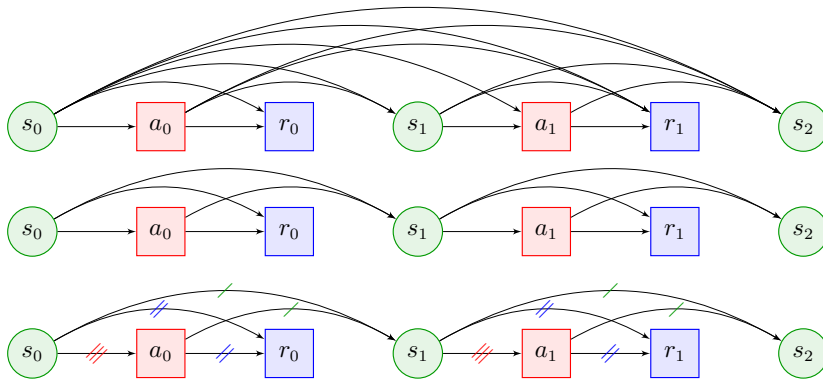


Figure 1 NDMP

Figure 2 TMDP

Figure 3 MDP

Figure 4 Bayes net representation of the independence structure of the truncated trajectory ending with s_2, \mathcal{J}_{s_2} , under the three models: NDMP, TMDP, and MDP. Conditional on its parents, a node is independent of all other nodes. The congruency sign $//$ indicates that the conditional probability function given parent nodes is equal.

policy, known as the behavior policy (Precup et al. 2000, Mahmood et al. 2014, Li et al. 2015, Thomas and Brunskill 2016, Jiang and Li 2016, Munos et al. 2016, Liu et al. 2018b, Xie et al. 2019).¹ OPE, in particular, is a building block toward policy optimization from observational data (Huang and Jiang 2020, Kallus and Uehara 2020c). OPE, however, becomes increasingly difficult for problems with long and infinitely-long horizons (Liu et al. 2018a). As the horizon grows, the overlap (*i.e.*, density ratios) between trajectories generated by the target and behavior policies diminishes exponentially. This issue has in particular been noted as one of the key limitations for the applicability of RL in medical settings (Gottesman et al. 2019).

In this paper we study the fundamental estimation limits for OPE in infinite-horizon settings, and we develop new estimators that leverage special problem structures to achieve these limits and enable efficient and effective OPE in these problem settings. Specifically, we first derive what is the

best-possible asymptotic mean squared error (MSE) that one can hope for in OPE in this setting, that is, we derive the efficiency bounds (van der Vaart 1998), which characterize the minimum limit of the square-root-scaled MSE (as we define in Section 1.3). In order to study the effect of problem structure, we separately consider three different models: non-Markov decision processes (NMDP), time-varying Markov decision processes (TMDP), and time-invariant Markov decision processes (MDP). These models are illustrated in Fig. 4 and precisely defined Section 1.2. Specifically, we focus on discounted bounded rewards. The differences between these bounds exactly characterize the effect of taking into consideration additional problem structure on the feasibility of OPE.

Our bounds in the NMDP and TMDP models reveal an important phase transition: if the target and behavior policies are sufficiently similar (relative to the discount factor) then consistent estimation is feasible. Otherwise, there exist examples where it is infeasible. This can be understood as a phase transition between being sufficiently close to on-policy that OPE is feasible even in infinite horizons and being sufficiently off-policy that it is hopeless. We show that adaptations of the doubly robust (DR) estimator in NMDPs (Jiang and Li 2016) and in MDPs (Kallus and Uehara 2020a) to the infinite horizon case achieve these bounds, *i.e.*, are efficient in the near-on-policy setting.

Our bounds in the MDP models, on the other hand, give hope for OPE in the truly off-policy setting. They show that by leveraging Markovian and time-invariant structure in RL problems, we can overcome the *curse of horizon* and indicate what it would mean to do so *efficiently*, *i.e.*, using all the data available optimally. The question is then how to achieve these bounds for efficient OPE. We propose an approach based on double reinforcement learning (Kallus and Uehara 2020a) and on simultaneously learning average visitation distributions and q -functions. And, we show that, unlike importance-sampling-based estimators (Liu et al. 2018a), our DRL estimator achieves the efficiency bound under certain mixing conditions. Thus, by carefully leveraging problem structure we show how to *efficiently* break the curse of horizon in RL OPE.

1.1. Organization

The organization of papers is as follows. In Section 1.2, we define the decision process models and set up the OPE problem formally. In Section 1.3, we define the efficiency bounds formally, briefly reviewing semiparametric inference as it relates to our results. In Section 1.4, we review the relevant literature on OPE.

In Section 2, we derive the efficiency bounds under each of the models under consideration, NMDP, TMDP, and MDP. In Section 3, we analyze the asymptotic properties when we extend standard DR and DRL OPE estimators to infinite horizons and provide conditions for their efficiency in the NMDP and TMDP models. We note, however, that they are not efficient under the MDP model and have the wrong MSE scaling. In Section 4, we propose the first efficient estimator for OPE under the MDP model and analyze its asymptotic properties as $T \rightarrow \infty$, including when our observations consist of a single trajectory, $N = 1$. This estimator is based on simultaneously learning q -functions and the ratio of average visitation distributions. In Section 6, we therefore discuss how to estimate the density ratio of average visitation distributions in an off-policy manner from a single (finite) trajectory. And, in Section 7, we discuss how to estimate q -functions in an off-policy manner from a single (finite) trajectory. In Section 8, we provide a numerical experiment to study the effects of leveraging problem structure efficiently. Finally, we conclude in Section 9.

1.2. Problem Setup and Notation

We consider a state space \mathcal{S} , action space \mathcal{A} , and reward space $\mathcal{R} \subset [0, R_{\max}]$, each a measurable space that may be continuous, discrete, or mixed.² We fix a base measure for each, $\lambda_{\mathcal{S}}, \lambda_{\mathcal{A}}, \lambda_{\mathcal{R}}$ (e.g., Lebesgue, counting, or other), focus on distributions on these spaces that are absolutely continuous with respect to (wrt) these, and identify them with their densities (Radon-Nikodym derivative wrt the base measure). A (time-invariant) Markov decision process (MDP) on $(\mathcal{S}, \mathcal{A}, \mathcal{R})$ is given by a reward distribution $p(r | s, a)$ for the immediate reward after taking action a in state s and a transition distribution $p(s' | s, a)$ for the new state after taking action a in state s . A policy is a distribution $\pi(a | s)$ for the action to take in state s . We also associate with π an initial state

distribution, $p_\pi^{(0)}(s_0)$.³ Recall we identify distributions with densities so $p(r | s, a), p(s' | s, a), \pi(a | s), p_\pi^{(0)}(s_0)$ are densities with respect to $\lambda_{\mathcal{R}}, \lambda_{\mathcal{S}}, \lambda_{\mathcal{A}}, \lambda_{\mathcal{S}}$, respectively. Together, an MDP and a policy define a joint distribution over trajectories $\mathcal{J} = (s_0, a_0, r_0, s_1, a_1, r_1, \dots)$. Namely, letting $\mathcal{J}_{s_{T+1}} = (s_0, a_0, r_0, \dots, s_T, a_T, r_T, s_{T+1})$ be the length- $(T+1)$ trajectory up to s_{T+1} , we have that for any T , $\mathcal{J}_{s_{T+1}}$ has density $p_\pi^{(0)}(s_0)\pi(a_0 | s_0)p(r_0 | s_0, a_0)p(s_1 | s_0, a_0)\pi(a_1 | s_1)p(r_1 | s_1, a_1) \cdots p(s_{T+1} | s_T, a_T)$. We also define $\mathcal{H}_{s_{T+1}} = (s_0, a_0, \dots, s_T, a_T, s_{T+1})$ as the same length- $(T+1)$ trajectory but excluding reward variables, which has density $p_\pi^{(0)}(s_0)\pi(a_0 | s_0)p(s_1 | s_0, a_0) \cdots p(s_{T+1} | s_T, a_T)$, and we similarly denote by \mathcal{H}_{a_T} the trajectory up to and including the variable a_T , excluding rewards. (We formally define MDP as a statistical model for the data-generating process in Definition 3.) We denote by $p_\pi^{(t)}(s_t)$ or $p_\pi^{(t)}(s_t, a_t, r_t, s_{t+1})$ the marginal distribution of s_t or of (s_t, a_t, r_t, s_{t+1}) (etc.) under p_π . We further define the γ -discounted average visitation frequency as

$$p_{\pi, \gamma}^{(\infty)}(s) = \lim_{T \rightarrow \infty} \frac{1}{\sum_{t=0}^T \gamma^t} \sum_{t=0}^T \gamma^t p_\pi^{(t)}(s).$$

Our ultimate goal is to estimate the average cumulative reward of the known target evaluation policy (and known initial state distribution), π_e , for a given discount factor $\gamma \in [0, 1)$:

$$\rho^{\pi_e} = \lim_{T \rightarrow \infty} \rho_T^{\pi_e}, \quad \text{where} \quad \rho_T^\pi = c_T(\gamma) \mathbb{E}_{p_\pi} \left[\sum_{t=0}^T \gamma^t r_t \right], \quad c_T(\gamma) = \left(\sum_{t=0}^T \gamma^t \right)^{-1}.$$

In particular, we wish to estimate ρ^{π_e} based on data generated by a *different* policy, π_b , known as the behavior policy and which may be known or unknown. In this work, we assume an evaluation policy π_e and the initial distribution $p_{\pi_e}^{(0)}(s_0)$ we want to evaluate are known. (For brevity, we often use the subscript e or b to mean the subscript π_e or π_b , respectively.)

We will consider two data-generation settings.

Transition-sampling setting. In the *transition-sampling setting*, the data consists of n independent and identically distributed (iid) draws of state-action-reward-state quadruplets, $\mathcal{D} = \{(s^{(i)}, a^{(i)}, r^{(i)}, s'^{(i)})\}_{i=1}^n$, each drawn from $p_{\pi_b}(\mathcal{J}_{s_1})$. Note we do *not* assume stationarity in this setting, *i.e.*, the marginal densities of $p_{\pi_b}(\mathcal{J}_{s_1})$ wrt s and wrt s' can be different. We denote the marginal distribution over s by $p_{\pi_b}^{(0)}(s)$.

Trajectory-sampling setting. In the *trajectory-sampling setting*, the data consists of N observations of length- $(T + 1)$ trajectories, $\mathcal{D} = \{(\mathcal{J}_{s_{T+1}}^{(i)})_{i=1}^N\}$, each drawn from $p_{\pi_b}(\mathcal{J}_{s_{T+1}})$. Here, we set $n = NT$ as we have n transitions, and also identify $\mathcal{D} = \{(s_t^{(j)}, a_t^{(j)}, r_t^{(j)}, s_{t+1}^{(j)})\}_{j=1, t=0}^{N, T}$. Crucially, in this setting the transitions may be *dependent*. Unlike the transition-sampling setting, here we assume that the data are stationary: $p_{\pi_b}^{(t)} = p_{\pi_b}^{(t')}$ for any t, t' . That is, $p_{\pi_b}^{(0)}(s)$ is an invariant distribution under the state-transition kernel induced by the MDP and π_b . This appears strong but can be easily relaxed if assume certain ergodicity so that the initial distribution does not in fact matter and we can allow any $p_{\pi_b}^{(0)}(s)$; we discuss this in Remark 7.

The quality and value functions (q - and v -functions) are defined as the following conditional averages of the cumulative reward to go (under π_e), respectively:

$$q(s_0, a_0) = \mathbb{E}_{p_{\pi_e}} \left[\sum_{k=0}^{\infty} \gamma^k r_k \mid s_0, a_0 \right], \quad v(s_0) = \mathbb{E}_{p_{\pi_e}} \left[\sum_{k=0}^{\infty} \gamma^k r_k \mid s_0 \right] = \mathbb{E}_{a_0 \sim p_{\pi_e}(s_0)} [q(a_0, s_0) \mid s_0].$$

Note that the very last expectation is taken only over $a_0 \sim \pi_e(a_0 \mid s_0)$. We define the policy, cumulative, marginal, and stationary density ratios, respectively, as

$$\eta(s, a) = \frac{\pi_e(a \mid s)}{\pi_b(a \mid s)}, \quad \nu_t(\mathcal{J}_{a_t}) = \frac{p_{\pi_e}^{(0)}(s_0)}{p_{\pi_b}^{(0)}(s_0)} \prod_{k=0}^t \eta_k(s_k, a_k), \quad \mu_t(s_t, a_t) = \frac{p_{\pi_e}^{(t)}(s_t, a_t)}{p_{\pi_b}^{(t)}(s_t, a_t)}, \quad w(s) = \frac{p_{\pi_e, \gamma}^{(\infty)}(s)}{p_{\pi_b}^{(0)}(s)}.$$

We add two remarks. Firstly, ν_t includes $\frac{p_{\pi_e}^{(0)}(s_0)}{p_{\pi_b}^{(0)}(s_0)}$ to take the difference of initial distributions into account. Secondly, in $w(s)$, notice that we divide a γ -discounted average visitation frequency by an *undiscounted* marginal one. (In Remark 7 we discuss assuming ergodicity instead of stationarity in the trajectory-sampling setting, in which we case we replace the denominator of $w(s)$ with the undiscounted stationary state distribution under $p_{\pi_b}(\mathcal{J})$.)

We can generalize the MDP setting in two ways. In TMDP, the reward, transition, and policy distributions can all depend on t , while the Markov assumption is still retained. Adding a t subscript to denote this, under TMDP, p_{π} is given by $p_{\pi}^{(0)}(s_0)\pi_0(a_0 \mid s_0)p_0(r_0 \mid s_0, a_0)p_1(s_1 \mid s_0, a_0)\cdots$. In NMDP, the reward, transition, and policy distributions can additionally all depend on the history of states and actions so that p_{π} is given by $p_{\pi}^{(0)}(s_0)\pi_0(a_0 \mid s_0)p_0(r_0 \mid s_0, a_0)p_1(s_1 \mid s_0, a_0)\pi_1(a_1 \mid \mathcal{J}_{s_1})p_1(r_1 \mid \mathcal{J}_{a_1})\cdots$. In TMDP, q - and v -functions depend on t and are defined as the conditional expectations

of $\sum_{k=0}^{\infty} \gamma^k r_{k+t}$ given s_t, a_t and s_t , respectively, under p_{π_e} . In NMDP, we condition instead on \mathcal{J}_{a_t} and \mathcal{J}_{s_t} , respectively. In both TMDP and NDMP, η is also t -dependent since the policies are. We only consider the trajectory-sampling setting under either TMDP and NDMP since, due to the time dependence, just observing length-1 trajectories would not be enough. (We formally define TMDP and NMDP as a statistical model for the data-generating process in Definitions 1 and 2.)

To streamline notation, when no subscript is denoted, all expectations $\mathbb{E}[\cdot]$ and variances $\text{var}[\cdot]$ are taken wrt the behavior policy π_b , that is, p_{π_b} . At the same time, recall that v - and q -functions are for the target policy, π_e . For a function f of (parts of) a trajectory we often write f to mean the random variable $f(\mathcal{J})$. For example, we write $\nu_t = \nu_t(\mathcal{J}_{a_t})$, $\mu_t = \mu_t(s_t, a_t)$, etc. The L^p -norm is defined as $\|f\|_p = \mathbb{E}[|f|^p]^{1/p}$. In the transition-sampling setting, for any function of s, a, r, s' , we define its empirical average as

$$\mathbb{P}_n f = \mathbb{P}_n[f(s, a, r, s')] = n^{-1} \sum_{i=1}^n f(s^{(i)}, a^{(i)}, r^{(i)}, s'^{(i)}).$$

When f also depends on the index i , we write $\mathbb{P}_n f(s, a, r, s', i) = n^{-1} \sum_{i=1}^n f(s^{(i)}, a^{(i)}, r^{(i)}, s'^{(i)}, i)$. In the trajectory-sampling setting, we define the time average as

$$\mathbb{P}_T f = \mathbb{P}_T[f(s, a, r, s')] = (T + 1)^{-1} \sum_{t=0}^T f(s_t, a_t, r_t, s_{t+1}),$$

and for any function of a trajectory, we define the empirical average as

$$\mathbb{P}_N f = \mathbb{P}_N[f(\mathcal{J})] = N^{-1} \sum_{i=1}^N f(\mathcal{J}^{(i)}).$$

Thus, for a function of (s, a, r, s') , we have:

$$\mathbb{P}_N \mathbb{P}_T f = N^{-1} (T + 1)^{-1} \sum_{t=0}^T \sum_{j=1}^N f(s_t^{(j)}, a_t^{(j)}, r_t^{(j)}, s_{t+1}^{(j)}),$$

which we also denote by $\mathbb{P}_n = \mathbb{P}_N \mathbb{P}_T$ and also allow functions that depend on the index $i = (j, t)$.

Table 2 in the appendix summarizes our notation.

1.3. Efficiency Bounds

In this section, we define formally what we mean by the best-possible asymptotic MSE. We focus on computing efficiency bounds in settings where the data is iid and its distribution fully identifying of the estimand (transition sampling for MDP and infinitely-long-trajectory sampling for TMDP and NMDP) so that we can apply standard semiparametric theory (Kosorok 2008, Tsiatis 2006, Bickel et al. 1998). After establishing these bounds, we will actually show they can be achieved by estimators both in these ideal settings and even in more complex sampling settings, such as a single growing trajectory. We here give a general overview of semiparametric theory as it pertains to our results and provide more technical detail and precise definitions in Section B.2.

Suppose our data consists of n iid observations each drawn from a distribution p , $O_1, \dots, O_n \sim p$. Let us fix p_0 as the true, unknown distribution. While we do not know p_0 , we assume it belongs to a model \mathcal{M} , *i.e.*, a set of possible data-generating process. Given a parameter of interest $R: \mathcal{M} \rightarrow \mathbb{R}$, we want to estimate $R(p_0)$ using some estimator $\hat{R}(O_1, \dots, O_n)$. For example, in the transition-sampling setting under MDP, we will let \mathcal{M} be all distributions $p_{\pi_b}(\mathcal{J}_1)$ for any choice of MDP and behavior policy, subject to certain minimal regularity and identifiability conditions that ensure the policy value is in fact a function of $p_{\pi_b}(\mathcal{J}_1)$.

The limiting law of \hat{R} is the distributional limit of $\sqrt{n}(\hat{R} - R(p_0))$ and the asymptotic mean-squared error (AMSE) is the second moment of the limiting law, which in turn lower bounds the scaled limit infimum of the mean-squared error (MSE), $\liminf n\mathbb{E}[(\hat{R} - R(p_0))^2]$, by the portmanteau lemma. Roughly, we say \hat{R} is *regular* wrt \sqrt{n} if its limiting law is invariant to vanishing perturbations to p_0 that remain inside \mathcal{M} (see Definition 10 for precise definition). This type of regularity is common and is often considered desirable, as otherwise the estimator may behave erratically under completely undetectable changes (see van der Vaart 1998, Sec. 8.1). If $\sqrt{n}(\hat{R} - R(p_0)) = \frac{1}{\sqrt{n}} \sum_{i=1}^n \phi(O_i) + o_p(1/\sqrt{n})$ with $\mathbb{E}\phi(O) = 0$ then \hat{R} is said to be asymptotically linear (AL) with influence function ϕ and it follows its limiting law is $\mathcal{N}(0, \mathbb{E}\phi^2(O))$ at p_0 .

Every gradient of R wrt \mathcal{M} at $p = p_0$ is a Gateaux derivative for all paths through p_0 that remain in \mathcal{M} , which is a p_0 -measurable random variable $\phi(O)$. See Definition 9 for precise definition. The

influence function of any regular AL (RAL) estimator is such a gradient (Theorem 19). The gradient ϕ_{eff} with the least second moment (if such exists) is called the *efficient influence function* (EIF).

This motivated by the fact (Theorem 20) that

$$\text{EffBd}(\mathcal{M}) = \mathbb{E}_{p_0} \phi_{\text{eff}}^2,$$

which we call the *efficiency bound*, lower bounds the AMSE of *any* estimator that is regular wrt \mathcal{M} .

An *efficient estimator* (at p_0) is a regular estimator (at p_0) with AMSE equal to $\text{EffBd}(\mathcal{M})$.

If we have $\text{EffBd}(\mathcal{M}) < \infty$ (*i.e.*, the estimand is differentiable) and an estimator is shown to be AL with the EIF as its influence function then in addition it is also regular and hence RAL and efficient, and conversely every efficient estimator is RAL (van der Vaart 1998, Lemma 25.23). This also suggests an estimation strategy: try to approximate $\hat{\psi}(O) \approx \phi_{\text{eff}}(O) + R(p)$ and use $\hat{R} = \frac{1}{n} \sum_{i=1}^n \hat{\psi}(O_i)$. Done appropriately, this can provide an efficient estimate. Therefore, deriving the efficient influence function is important both for computing the semiparametric efficiency bound and for coming up with good estimators.

Notice the efficiency bound depends on both p_0 and \mathcal{M} . We use $\text{EffBd}(\mathcal{M})$ to highlight the latter dependence. Indeed, if $p_0 \in \mathcal{M} \subseteq \mathcal{M}'$ then $\text{EffBd}(\mathcal{M}) \leq \text{EffBd}(\mathcal{M}')$ since estimators that are regular in \mathcal{M}' are also regular in \mathcal{M} , even though p_0 is the *same*. Standard results (*e.g.*, van der Vaart 1998, Thm. 25.21) further establish that the efficiency lower bound also applies to *all* estimators (not just regular ones) in a local minimax fashion, where the local worst-case neighborhoods of p_0 are restricted to remain in \mathcal{M} . The efficiency bound is infinite when the estimand is not pathwise differentiable wrt \mathcal{M} , in which case no regular estimators exist (Newey 1990).

1.4. Summary of Literature on OPE

OPE is a central problem in both RL and in the closely related dynamic treatment regimes (DTR; Murphy et al. 2001). OPE is also equivalent to estimating the total treatment effect of some dynamic policy in a causal inference setting. Although we do not explicitly use counterfactual notation

(potential outcomes or *do*-calculus), if we assume the usual sequential ignorability conditions (Ertefaie 2014), the estimands are the same and our results immediately apply.

In RL, one usually assumes that the (time-invariant) MDP model \mathcal{M}_3 holds. Nonetheless, with some exceptions that we review below, OPE methods in RL have largely not leveraged the additional independence and time-invariance structure of \mathcal{M}_3 to improve estimation, and in particular, the effect of this structure on efficiency has not previously been studied and no efficient evaluation method has been proposed.

Methods for OPE can be roughly categorized into three types. The first approach is the *direct method* (DM), wherein we directly estimate the q -function and use it to directly estimate the value of the target evaluation policy. One can estimate the q -function by a value iteration in a finite-state-and-action-space setting utilizing an approximated MDP based on the empirical distribution (Bertsekas 2012). More generally, modeling the transition and reward probabilities and using the MDP approximated by the estimates is called the model-based approach (Sutton and Barto 2018). When the sample space and action space are continuous, we can apply some functional approximation to q -function modeling and use the temporal-difference method (Lagoudakis and Parr 2004) or fitted Q-iteration (Antos et al. 2008). Once we have an estimate \hat{q} , the DM estimate is simply

$$\hat{\rho}_{\text{DM}} = (1 - \gamma) \mathbb{E}_{a_0 \sim \pi_e(s_0), s_0 \sim p_{\pi_e}^{(0)}(s_0)} [\hat{q}_0(a_0, s_0)].$$

Here, recall that we assume the initial distribution $p_{\pi_e}^{(0)}(s_0)$ is known. For DM, we can leverage the structure of \mathcal{M}_3 by simply restricting the q -function we learn to be the same for all t and solving the fixed point of the Bellman equation. However, DM can fail to be efficient and is also not robust in that, if q -functions are inconsistently estimated, the estimate will be inconsistent.

The second approach is *importance sampling* (IS), which averages the data weighted by the density ratio of the evaluation and behavior policies. Given estimates $\hat{\nu}_t$ of ν_t (or, $\hat{\nu}_t = \nu_t$ if the behavior policy and initial distribution of the offline data $p_{\pi_e}^{(0)}(s_0)$ are known), the IS estimate is simply

$$\hat{\rho}_{\text{IS}} = c_T(\gamma) \mathbb{P}_N \left[\sum_{t=0}^T \gamma^t \hat{\nu}_t(\mathcal{J}_{a_t}) r_t \right].$$

A common variant is the self-normalized IS (SNIS) where we divide the t^{th} summand by $\mathbb{P}_N[\gamma^t \hat{\nu}_t]$. Recall that T here denotes the *finite* length of the N trajectories in our data. In finite-horizon problems (*i.e.*, when the estimand is $\rho_T^{\pi_e}$), when the behavior policy is known, IS is unbiased and consistent but its variance tends to be large and it is inefficient (Hirano et al. 2003). In infinite-horizon problems, we need T to grow for consistent estimation. But even if $T = \infty$ (*i.e.*, our data consists of *full* trajectories), IS can have *infinite* variance because of diminishing overlap, known as the curse of horizon (Liu et al. 2018a). Our results (Table 1) in \mathcal{M}_1 , \mathcal{M}_2 characterize more precisely when this curse applies or not.

The third approach is the *doubly robust* (DR) method, which combines DM and IS and is given by adding the estimated q -function as a control variate (Scharfstein et al. 1999, Dudik et al. 2014, Zhang et al. 2013, Jiang and Li 2016). Under \mathcal{M}_1 , the DR estimate has the form

$$\hat{\rho}_{\text{DR}} = c_T(\gamma) \left[\mathbb{E}_{a_0 \sim \pi_e(s_0), s_0 \sim p_{\pi_e}^{(0)}(s_0)} [\hat{q}_0(a_0, s_0)] + \mathbb{P}_N \left[\sum_{t=0}^T \gamma^t \hat{\nu}_t(\mathcal{J}_{a_t}) (r_t - \hat{q}_t(s_t, a_t) + \gamma \mathbb{E}_{a_{t+1} \sim \pi_e(s_{t+1})} [\hat{q}_{t+1}(a_{t+1}, s_{t+1}) | s_{t+1}]) \right] \right].$$

In finite-horizon problems, DR is known to be efficient under \mathcal{M}_1 (Kallus and Uehara 2020a). In infinite horizons, we derive the additional conditions needed for efficiency in \mathcal{M}_1 in Section 3.

Many variations of DR have been proposed. Thomas and Brunskill (2016) propose both a self-normalized variant of DR and a variant blending DR with DM when density ratios are extreme. Farajtabar et al. (2018) propose to optimize the choice of $\hat{q}(s, a)$ to minimize variance rather than use a plug-in. Kallus and Uehara (2019) propose a variant that is similarly locally efficient but further ensures asymptotic MSE no worse than DR, IS, and SNIS under misspecification and stability properties similar to self-normalized IS.

However, all of the aforementioned IS and DR estimators do not leverage Markov structure and *fail* to be efficient under \mathcal{M}_2 . Recently, in finite horizons, Kallus and Uehara (2020a) derived the efficiency bound of $\rho_T^{\pi_e}$ under \mathcal{M}_2 and provided an efficient estimator termed Double Reinforcement Learning (DRL), taking the form

$$\hat{\rho}_{\text{DRL}(\mathcal{M}_2)} = c_T(\gamma) \left\{ \frac{1}{N} \sum_{i=1}^N \mathbb{E}_{a_0 \sim \pi_e(s_0), s_0 \sim p_{\pi_e}^{(0)}(s_0)} \left[\hat{q}_0^{(i)}(a_0, s_0) \right] \right\}$$

$$+ \frac{1}{N} \sum_{i=1}^N \left[\sum_{t=0}^T \gamma^t \hat{\mu}_t^{(i)}(s_t^{(i)}, a_t^{(i)}) \left(r_t^{(i)} - \hat{q}_t^{(i)}(s_t^{(i)}, a_t^{(i)}) + \gamma \mathbb{E}_{a_{t+1} \sim \pi_e(s_{t+1}^{(i)})} \left[\hat{q}_t^{(i)}(s_{t+1}^{(i)}, a_{t+1}) | s_{t+1}^{(i)} \right] \right) \right] \Bigg\},$$

where $\hat{\mu}^{(i)}$, $\hat{q}^{(i)}$ can either be estimated in-sample ($\hat{q}_t^{(i)} = \hat{q}_t$ and assuming a Donsker condition) or cross-fitting (the sample is split and $\hat{q}_t^{(i)}$ is fit on the fold that excludes i). DRL’s efficiency depends only on the rates of convergence of these estimates, which can be as slow as $N^{-1/4}$ thus enabling the use of blackbox machine learning methods. In infinite horizons, we derive the additional conditions needed for efficiency in \mathcal{M}_2 in Section 3.

However, again, all of the aforementioned IS, DR, and DRL estimators do not leverage time-invariance and *fail* to be efficient under \mathcal{M}_3 . Our results extend the notion of the curse of dimension and demonstrate that even estimators in \mathcal{M}_2 , such as the efficient $\hat{\rho}_{\text{DRL}(\mathcal{M}_2)}$, can fail to be consistent as μ_t can also explode just like ν_t . In contrast, in \mathcal{M}_3 , regardless of the rate of growth of μ_t , ν_t , consistent evaluation is possible from even just a single trajectory and knowledge of the initial distribution.

Recently, Liu et al. (2018a) proposed a variant of the IS estimator for \mathcal{M}_3 that uses the ratio of the stationary distributions in hopes of overcoming the curse of horizon. We describe this estimator in detail in Section 6.1. Its asymptotic MSE was not previously studied. We provide some results in the parametric setting. The properties in the nonparametric setting are not known. In particular, as we discuss in Section 6.1, its lack of doubly robust structure and its not being an empirical average of martingale differences make analysis particularly challenging. At the same time, these issues also suggest that the estimator is inefficient.

2. Efficiency Bounds in Infinite Horizons

The efficiency bounds for $\rho_T^{\pi_e}$ in finite horizons under NMDP and TMDP are derived in Kallus and Uehara (2020a). First, we extend these results to infinite horizons, focusing in particular on when the bounds are *infinite*. Then – and more importantly – we study the efficiency bound in MDP.

2.1. Efficiency Bounds in Non-Markov and Time-Variant Markov Decision Processes

First, we formally define NMDP and TMDP as statistical models for our data-generating process. As data, we consider observing N (infinitely long) trajectories \mathcal{J} from the behavior-policy-induced

distribution $p_{\pi_b}(\mathcal{J})$. The model is the set of possibilities for $p_{\pi_b}(\mathcal{J})$. The NMDP model is given by (almost) all arbitrary distributions on the sequence \mathcal{J} . Remark that these models here are different from the transition-sampling setting and trajectory-sampling setting.

DEFINITION 1 (NMDP MODELS $\mathcal{M}_1, \mathcal{M}_{1,b}$). The NMDP model \mathcal{M}_1 is defined by all distributions $p_{\pi_b}(\mathcal{J})$ such that the conditional distribution of each variable in \mathcal{J} given the past is absolutely continuous wrt the respective base measure (so it has a density) and the conditional distribution of action given history, $\pi_{b,t}$, is such that the (known and fixed) evaluation policy, $\pi_{e,t}$, is absolutely continuous wrt it. Hence, we can write in the form:

$$p_{\pi_b}(\mathcal{J}) = p_{\pi_b}^{(0)}(s_0)\pi_{b,0}(a_0 | s_0)p(r_0 | s_0, a_0)p(s_1 | \mathcal{J}_{r_0})\pi_{b,1}(a_1 | \mathcal{J}_{s_1})p(r_1 | \mathcal{J}_{a_1}) \cdots .$$

We also define the model $\mathcal{M}_{1,b}$ where we assume the behavior policy is known; that is, $\pi_{b,t}$ and $p_{\pi_b}^{(0)}$ are fixed at their known value and not allowed to vary.

The last restriction in the definition of \mathcal{M}_1 is known as *weak overlap* and it is equivalent to saying ν_t exists. It is necessary so to ensure that ρ^{π_e} is a function of $p_{\pi_b}(\mathcal{J})$, that is, is identifiable from the data (Khan and Tamer 2010). Observing infinitely-long trajectories is also necessary for identifiability, but when constructing estimators we will show it suffices to observe trajectories of modestly growing length. Then, ρ^{π_e} is a functional of $p_{\pi_b}(\mathcal{J})$ given by $(1 - \gamma)\mathbb{E}[\sum_{t=0}^T \gamma^t \nu_t r_t]$, that is, it is a well-defined map $\mathcal{M}_1 \rightarrow \mathbb{R}$.

The TMDP model is obtained by restricting the NMDP model to satisfy the Markovian condition.

DEFINITION 2 (TMDP MODELS $\mathcal{M}_2, \mathcal{M}_{2,b}$). The TMDP model \mathcal{M}_2 is defined by restricting the model \mathcal{M}_1 so that s_{t+1} is conditionally independent of $\mathcal{J}_{r_{t-1}}$ given s_t, a_t , and r_t is conditionally independent of $\mathcal{J}_{r_{t-1}}$ given s_t, a_t , and a_t is conditionally independent of $\mathcal{J}_{r_{t-1}}$ given s_t . Hence, we can write in the form:

$$p_{\pi_b}(\mathcal{J}) = p_{\pi_b}^{(0)}(s_0)\pi_{b,0}(a_0 | s_0)p(r_0 | s_0, a_0)p(s_1 | s_0, a_0)\pi_{b,1}(a_1 | s_1)p(r_1 | s_1, a_1) \cdots .$$

Similarly, we define $\mathcal{M}_{2,b}$ by fixing $\pi_{b,t}$ and $p_{\pi_b}^{(0)}$ at their known value.

All of our models are *nonparametric* in the sense that we do not further restrict these distributions in any way beyond requiring densities and overlap.

We now proceed to compute the efficiency bounds for ρ^{π_e} in these models. By slightly modifying the results of Kallus and Uehara (2020a), we obtain the following theorems.

THEOREM 1 (EB under NMDP).

$$\text{EB}(\mathcal{M}_1) = \text{EB}(\mathcal{M}_{1,b}) = (1 - \gamma)^2 \sum_{k=1}^{\infty} \mathbb{E}[\gamma^{2(k-1)} \nu_{k-1}^2(\mathcal{J}_{a_{k-1}}) \text{var}(r_{k-1} + \gamma v_k(\mathcal{J}_{s_k}) | \mathcal{J}_{a_{k-1}})]. \quad (1)$$

THEOREM 2 (EB under TMDP).

$$\text{EB}(\mathcal{M}_2) = \text{EB}(\mathcal{M}_{2,b}) = (1 - \gamma)^2 \sum_{k=1}^{\infty} \mathbb{E}[\gamma^{2(k-1)} \mu_{k-1}^2(s_{k-1}, a_{k-1}) \text{var}(r_{k-1} + \gamma v_k(a_k, s_k) | a_{k-1}, s_{k-1})]. \quad (2)$$

REMARK 1. Equations (1) and (2) are almost the same as the limit as $T \rightarrow \infty$ of $c_T^2(\gamma)$ times the *finite*-horizon efficiency bounds derived by Kallus and Uehara (2020a). They are the same if we replace the lower summation limit with $k=0$ instead of $k=1$ in Eqs. (1) and (2). This is because we here assume $p_{\pi_e}^{(0)}$ is known while in Kallus and Uehara (2020a) the assumption is that $p_{\pi_b}^{(0)} = p_{\pi_e}^{(0)}$ are unknown, the uncertainty due to which increases the efficiency bound.

Theorems 1 and 2 show that, when Eqs. (1) and (2) are finite, the best-achievable leading term in the MSE of any regular estimator in NMDP or TMDP is $\text{EB}(\mathcal{M}_1)/N$ or $\text{EB}(\mathcal{M}_2)/N$, respectively. It also shows that the knowledge of $\pi_b, p_{\pi_b}^{(0)}$ does not improve the bound. The intuitive reason for this is that ρ^{π_e} is only a function of the transition- and reward-distribution parts of $p_{\pi_b}(\mathcal{J})$ so that $\pi_b, p_{\pi_b}^{(0)}$ are ancillary. When the efficiency bound takes an infinite value, the estimand is not pathwise differentiable wrt the model and no regular \sqrt{n} -consistent estimator exists (Newey 1990).

COROLLARY 1 (Sufficient conditions for existence of efficiency bounds). *If $\|\nu_k\|_{\infty} = o(\gamma^{-k})$, then $\text{EB}(\mathcal{M}_1) < \infty$. If $\|\mu_k\|_{\infty} = o(\gamma^{-k})$, then $\text{EB}(\mathcal{M}_2) < \infty$. Moreover, if $p_{\pi_b} \in \mathcal{M}_2$ and $\text{EB}(\mathcal{M}_1) < \infty$, then $\text{EB}(\mathcal{M}_2) < \infty$.*

REMARK 2 (THE CURSE OF HORIZON IN \mathcal{M}_1 , EXTENDED). To demonstrate the curse of horizon, Liu et al. (2018a) gave an example where the IS estimator has a diverging variance as horizon grows. But it is not clear if – and without assuming MDP structure – there might be another estimator that would not suffer from this. Our results show that in fact there is not. If we take *any* example where $\text{var}(r_{k-1} + \gamma v_k | \mathcal{J}_{a_{k-1}})$ are uniformly lower bounded (*i.e.*, state transitions and reward emissions are non-degenerate), then as long as $E[\log(\eta_k)] \geq -\log(\gamma)$ for all k , we will necessarily have that $\text{EB}(\mathcal{M}_1) = \infty$. (Notice that $E[\log(\eta_k)]$ is exactly the expected Kullback-Leibler divergence.) In this case, as long as we are not restricting the model beyond \mathcal{M}_1 , we simply *cannot* break the curse of horizon and it affects *all* (regular) estimators, not just IS.

REMARK 3 (THE CURSE OF HORIZON IN \mathcal{M}_2 , A MILDER VERSION OF THE ORIGINAL). Our results further extend the curse of horizon to \mathcal{M}_2 , providing another refinement of the notion. The curse is milder in \mathcal{M}_2 than in \mathcal{M}_1 , since the EBs are necessarily ordered. It is, in fact, much milder. In particular, rather than involve the growth of the cumulative density ratios, whether $\text{EB}(\mathcal{M}_2)$ converges or diverges depends on the growth of the *marginal* density ratios. These, of course, can also grow and $\text{EB}(\mathcal{M}_2)$ can diverge. However, while we can easily make $\text{EB}(\mathcal{M}_1) = \infty$ even with a simple MDP example, to make $\text{EB}(\mathcal{M}_2)$ diverge we need a more pathological example. It can be verified that if p_{π_b} is actually stationary (or, nonstationary but ergodic) and the stationary distributions overlap, then we will necessarily have $\|\mu_k\|_\infty = O(1)$.

This means that, for an MDP, we can overcome the curse of horizon that affects estimators like $\hat{\rho}_{\text{DR}}$ and $\hat{\rho}_{\text{IS}}$ by using estimators that are efficient under \mathcal{M}_2 , the first of which was proposed by Kallus and Uehara (2020a), *i.e.*, $\hat{\rho}_{\text{DRL}(\mathcal{M}_2)}$. However, this is still *not* efficient in an MDP case. In fact, this is not just a matter of constants: this will not even yield the right scaling of the MSE.

2.2. Efficiency Bounds in Time-Invariant Markov Decision Processes

Next, we consider the MDP model. For the efficiency bound computation, we focus on the transition sampling setting, where we observe n draws from $p_{\pi_b}(\mathcal{J}_{s_1})$. We next formally define an MDP as a statistical model for our data.

DEFINITION 3 (MDP MODELS $\mathcal{M}_3, \mathcal{M}_{3,b}$). The MDP model, \mathcal{M}_3 , is given by all distributions $p_{\pi_b}(\mathcal{J}_{s_1})$ on (s, a, r, s') such that the distribution of s' is independent of r given s, a , the conditional distribution of each variable given the past is absolutely continuous wrt the respective base measure (so it has a density), and further the base measure is absolutely continuous wrt the distribution of s . As before, we define $\mathcal{M}_{3,b}$ by fixing $p_{\pi_b}^{(0)}$ and π_b at their known value.

The last restriction ensures $w(s)$ exists without putting additional restrictions on the MDP itself. The existence of $w(s)$ is the analogue of overlap for the MDP setting and is necessary for identifiability. Then, ρ^{π_e} is a functional of $p_{\pi_b}(\mathcal{J}_{s_1})$ given by $\mathbb{E}[w(s)\eta(s, a)r]$, that is, it is a well-defined map $\mathcal{M}_3 \rightarrow \mathbb{R}$.

THEOREM 3 (EB under MDP). *The EIF in either of \mathcal{M}_3 or $\mathcal{M}_{3,b}$ is*

$$\phi_{\text{eff}}(s, a, r, s') = w(s)\eta(s, a)(r + \gamma v(s') - q(s, a)).$$

The efficiency bound in either model is therefore

$$\text{EB}(\mathcal{M}_3) = \mathbb{E} \left[w^2(s)\eta^2(s, a)(r + \gamma v(s') - q(s, a))^2 \right]. \quad (3)$$

Theorem 3 shows that the lower bound of the first order asymptotic MSE is $\text{EB}(\mathcal{M}_3)/n$. It also shows that the knowledge of $\pi_b, p_{\pi_b}^{(0)}$ does not improve the bound. This suggests that in MDP, the MSE should scale inversely with the number of transitions (n) we observe, *not* the number of trajectories (T). While standard efficiency analysis does not apply to the trajectory-sampling setting in MDP since the transitions are dependent, we will show in Section 4 that we can nonetheless achieve the *same* efficiency bound with a scaling of $n = N(T + 1)$ under certain mixing assumptions. Thus, the achievable MSE under MDP is a factor of T faster than under NMDP and TMDP. In this sense, efficiency in \mathcal{M}_3 corresponds to an improvement in the *rate*, not just the constant, relative to efficiency in \mathcal{M}_1 or \mathcal{M}_2 . This is in contrast to the comparison between \mathcal{M}_1 and \mathcal{M}_2 , which have efficiency bounds that are on the same scale and only differ in the leading coefficient.

REMARK 4 (UNKNOWN $p_{\pi_e}^{(0)}$). In our set up we assumed $p_{\pi_e}^{(0)}$ is known, but our results can be extended to the case where $p_{\pi_e}^{(0)}$ is unknown but we see samples from it. In particular, suppose $p_{\pi_e}^{(0)}$ is allowed to vary arbitrarily in the model (but remains a density wrt the state base measure) and our data consists of n iid draws of (s_0, s, a, r, s') from $p_{\pi_e}^{(0)}(s_0)p_{\pi_b}(\mathcal{J}_1)$. Then a modification of Theorem 3 shows that the EB (whether we know the behavior policy or not) is

$$\text{var}_{p_{\pi_e}^{(0)}}[v(s_0)] + \text{E} \left[w^2(s) \eta^2(a, s) (r + \gamma v(s') - q(s, a))^2 \right].$$

Compared to Eq. (3), we have an additional term corresponding to the variance wrt $p_{\pi_e}^{(0)}$.

When $\gamma = 0$, this reduces to the bound in the no-horizon bandit OPE setting (Robins et al. 1994):

$$\text{var}_{p_{\pi_e}^{(0)}}[v(s_0)] + \text{E} \left[\eta^2(a, s) (r - q(s, a))^2 \right],$$

where here $q(s, a) = \mathbb{E}[r \mid s, a]$ becomes simply the outcome regression function.

3. Efficient Estimators for Infinite Horizons under NMDP and TMDP

Before turning to developing an efficient estimator under the MDP model, we briefly review how we can extend the efficient finite-horizon DRL estimators of Kallus and Uehara (2020a) to be efficient in the infinite-horizon NMDP and TMDP settings. In these settings, we have access to the data $\{\mathcal{J}^{(i)}\}_{i=1}^N$ where each \mathcal{J} follows \mathcal{M}_1 in an NMDP, and \mathcal{M}_2 in a TMDP, respectively. Note we do not need any stationarity in the offline data in this section.

DRL is a meta-estimator: it takes in as input estimators for q -functions and density ratios and combines them in a particular manner that ensures efficiency even when the input estimators may not be well behaved. For example, metric entropy or Donsker assumptions can be avoided by using a cross-fitting strategy (Zheng and van Der Laan 2011, Chernozhukov et al. 2018, Klaassen 1987). We proceed by presenting the infinite-horizon extensions of the DRL estimators of Kallus and Uehara (2020a) and their properties. Again, the two DRL estimators present here are *not* efficient under \mathcal{M}_3 .

3.1. Non-Markov Decision Process

The infinite-horizon extension of the DRL estimator under \mathcal{M}_1 is as follows. We consider the trajectory sampling setting where we observe N trajectories. Fix some horizon truncation ω_N . Let $q_t^{\omega_N} = \mathbb{E}_{\pi_e} [\sum_{k=t}^{\omega_N} \gamma^{t-k} r_t \mid \mathcal{J}_{a_t}]$, $v_t^{\omega_N} = \mathbb{E}_{\pi_e} [\sum_{k=t}^{\omega_N} \gamma^{t-k} r_t \mid \mathcal{J}_{s_t}]$. Then the estimator is given by

$$\hat{\rho}_{\text{DRL}(\mathcal{M}_1)} = c_{\omega_N}(\gamma) \left[\frac{1}{N} \sum_{i=1}^N \sum_{t=0}^{\omega_N} \mathbb{E}_{s_0 \sim p_{\pi_e}^{(0)}} [\hat{v}_0^{(i)}(s_0)] + \gamma^t \hat{\nu}_t^{(i)}(\mathcal{J}_{a_t}^{(i)}) \left(r_t^{(i)} - \hat{q}_t^{(i)}(\mathcal{J}_{a_t}^{(i)}) + \gamma \hat{v}_{t+1}^{(i)}(\mathcal{J}_{s_{t+1}}^{(i)}) \right) \right],$$

where $\hat{\nu}_t^{(i)}$, $\hat{q}_t^{(i)}$ are some plug-in estimates of ν_t , $q_t^{\omega_N}$ to be used for the i^{th} observation and $\hat{v}_t^{(i)}(\mathcal{J}_{s_t}) = \mathbb{E}_{a_t \sim \pi_e(\cdot \mid \mathcal{J}_{s_t})} [\hat{q}_t^{(i)}(\mathcal{J}_{a_t}) \mid \mathcal{J}_{s_t}]$ is the corresponding v -estimate. Notice that $\hat{v}_t^{(i)}$ is computable as it is an integral wrt the *known* measure $\pi_e(\cdot \mid \mathcal{J}_{s_t})$ (*e.g.*, it is a simple a sum if \mathcal{A} is finite).

We can consider two cases. In the *adaptive version*, we construct functional estimators $\hat{\nu}_t, \hat{q}_t$ based on the whole data and then set $\hat{\nu}_t^{(i)} = \hat{\nu}_t$, $\hat{q}_t^{(i)} = \hat{q}_t$. The adaptive version of $\hat{\rho}_{\text{DRL}(\mathcal{M}_1)}$ is exactly the DR estimator, $\hat{\rho}_{\text{DR}}$.

In the *cross-fitting version*, the sample is evenly split into two folds and $\hat{\nu}_t^{(i)}, \hat{q}_t^{(i)}, \hat{v}_t^{(i)}$ are computed on estimates fit on the opposite fold so that they are independent of data point i . Namely, the cross-fitting procedure is:

- Split the dataset into two disjoint datasets \mathcal{D}_0 and \mathcal{D}_1 . Let $j^{(i)}$ be such that $\mathcal{J}^{(i)} \in \mathcal{D}_{j^{(i)}}$.
- Using only the trajectories in \mathcal{D}_0 , construct the functional estimators $\hat{\nu}_t^{[0]}, \hat{q}_t^{[0]}$ for $t \leq \omega_N$. And, using only the trajectories in \mathcal{D}_1 , construct the functional estimators $\hat{\nu}_t^{[1]}, \hat{q}_t^{[1]}$ for $t \leq \omega_N$.
- Set $\hat{\nu}_t^{(i)} = \hat{\nu}_t^{[j^{(i)}]}$, $\hat{q}_t^{(i)} = \hat{q}_t^{[j^{(i)}]}$.

Kallus and Uehara (2020a, Section 6) discusses the estimation of $\nu_t, q_t^{\omega_N}$, that is, q -functions for finite-horizon problems. In particular, if the behavior policy is known we can simply let $\hat{\nu}_t^{(i)} = \nu_t$. As we make formal below, our q -estimates need only estimate $q_t^{\omega_N}$ and not q_t , which depends on all future rewards ad infinitum. This can be done using only the truncated trajectory $\mathcal{J}_{r\omega_N}^{(i)}$ (*e.g.*, using regression), and given q -estimates, the estimator similarly only depends on $\mathcal{J}_{r\omega_N}^{(i)}$. Therefore, while we can consider it as an estimator in the \mathcal{M}_1 model where we observe the infinitely long $\mathcal{J}^{(i)}$, it is in fact implementable even if we just see finite trajectories of length at least ω_N .

We can now state a straightforward infinite-horizon extension of the efficiency result of Kallus and Uehara (2020a, Theorems 4 and 6) under \mathcal{M}_1 in finite-horizons. Essentially, we just need to be careful about choosing ω_N . We focus on the analysis of the cross-fitting version. Recall the L2 errors are defined on the offline data distribution.

THEOREM 4 (Asymptotic property of $\hat{\rho}_{\text{DRL}(\mathcal{M}_1)}$). Define κ_N^ν, κ_N^q such that $\|\hat{\nu}_t^{[j]} - \nu_t\|_2 \leq \kappa_N^\nu$, $\|\hat{q}_t^{[j]} - q_t^{\omega_N}\|_2 \leq \kappa_N^q$ for $0 \leq t \leq \omega_N, j = 0, 1$. Assume (4a) $\nu_t \leq C^t$ and $\gamma C < 1$ for some $C > 0$, (4b) $0 \leq \hat{q}_t^{[j]} \leq (1 - \gamma)^{-1} R_{\max}$ and $0 \leq \hat{\nu}_t^{[j]} \leq C^t$ for the above-mentioned C and $0 \leq t \leq \omega_N, j = 0, 1$, (4c) $(\kappa_N^\nu \vee \kappa_N^q)\omega_N = o_p(1)$, (4d) $\omega_N = \omega(\frac{\log N}{1-\gamma})$, (4e) $\kappa_N^\nu \kappa_N^q \omega_N = o_p(N^{-1/2})$. Then, $\hat{\rho}_{\text{DRL}(\mathcal{M}_1)}$ is RAL and efficient; in particular, $\sqrt{N}(\hat{\rho}_{\text{DRL}(\mathcal{M}_1)} - \rho^{\pi_e}) \xrightarrow{d} \mathcal{N}(0, \text{EB}(\mathcal{M}_1))$.

Each assumption has the following interpretation. Condition (4a) is sufficient to guarantee that the EB is finite (see Corollary 1). Conditions (4b), (4c) are required to control a term related to a stochastic equicontinuity condition. In particular, even if we observe infinitely long trajectories ($T = \infty$) we cannot set $\omega_N = \infty$. Notably, with cross-fitting, we make no assumptions about our nuisance estimates except for rates, meaning we can use blackbox machine learning methods that may not satisfy strong metric entropy conditions. Without cross-fitting, the same theorem would hold if we additionally impose a Donsker condition on $\hat{\nu}_t, \hat{q}_t$ but such would be restrictive on the types of estimators allowed (see Definition 4 for definition of Donsker). Condition (4d) is needed so that $\rho_{\omega_N}^{\pi_e} = \rho^{\pi_e} + o(1/\sqrt{N})$. The condition (4e) is needed to show the inflation in variance due to using plug-in estimates is $o_p(N^{-1/2})$, that is, the asymptotic variance is not changed because of the plug-in. Because of the mixed bias property (Rotnitzky et al. 2019) of the influence function, the rate is multiplicative in the two estimators' convergence rate. Finally, note that if we know the behavior policy we can take $\kappa_N^\nu = 0$ so the conditions on κ_N^q are very lax. If the behavior policy is not known, we can still allow very slow rates; for example, if $\omega_N = \log^{1+\epsilon} N$, $\kappa_N^\nu = N^{-\zeta_\nu}$, $\kappa_N^q = N^{-\zeta_q}$ then we only need the rates to satisfy $\zeta_\nu + \zeta_q > \frac{1}{2}$, $\zeta_\nu \vee \zeta_q > 0$, $\epsilon > 0$.

3.2. Time-Variant Markov Decision Process

In finite-horizons, Kallus and Uehara (2020a) proposed the first efficient OPE estimator under TMDP. We now repeat the process in the previous section and show the results can be easily extended to the infinite-horizon case. Fix some horizon truncation ω_N . Let $q_t^{\omega_N}(s_t, a_t) = \mathbb{E}_{\pi_e}[\sum_{k=t}^{\omega_N} \gamma^{t-k} r_t | s_t, a_t]$, $v_t^{\omega_N}(s_t) = \mathbb{E}_{\pi_e}[\sum_{k=t}^{\omega_N} \gamma^{t-k} r_t | s_t]$. The estimator is given by

$$\hat{\rho}_{\text{DRL}(\mathcal{M}_2)} = c_{\omega_N}(\gamma) \frac{1}{N} \sum_{i=1}^N \sum_{t=0}^{\omega_N} \mathbb{E}_{s_0 \sim p_{\pi_e}^{(0)}} [\hat{v}_0^{(i)}(s_0)] + \gamma^t \hat{\mu}_t^{(i)}(s_t^{(i)}, a_t^{(i)}) \left(r_t^{(i)} - \hat{q}_t^{(i)}(s_t^{(i)}, a_t^{(i)}) + \gamma \hat{v}_{t+1}^{(i)}(s_{t+1}^{(i)}) \right),$$

where $\hat{\mu}_t^{(i)}$, $\hat{q}_t^{(i)}$ are some plug-in estimates of μ_t , $q_t^{\omega_N}$ to be used for the i^{th} observation and $\hat{v}_t^{(i)}(s_t) = \mathbb{E}_{a_t \sim \pi_e(\cdot | s_t)} [\hat{q}_t^{(i)}(s_t, a_t) | s_t]$, which is an integral over $a \sim \pi_e(\cdot | s_t^{(i)})$, which is known. Again, $\mu_t^{(i)}$, $q_t^{(i)}$ can be estimated adaptively or using cross-fitting as in Section 3.1. Kallus and Uehara (2020a, Section 6) discusses strategies for estimating μ_t , $q_t^{\omega_N}$, that is, q -functions for finite-horizon problems.

We can again state a straightforward infinite-horizon extension of the efficiency result of Kallus and Uehara (2020a, Theorem 9) under \mathcal{M}_2 in finite-horizons. We focus on the analysis of the cross-fitting version.

THEOREM 5 (Asymptotic property of $\hat{\rho}_{\text{DRL}(\mathcal{M}_2)}$). Define κ_N^μ , κ_N^q such that $\|\hat{\mu}_t^{[j]} - \mu_t\|_2 \leq \kappa_N^\mu$, $\|\hat{q}_t^{[j]} - q_t^{\omega_N}\|_2 \leq \kappa_N^q$ for $0 \leq t \leq \omega_N$, $j = 0, 1$. Assume (4a) $\mu_t \leq C^t$ and $\gamma C' < 1$ for some $C' > 0$, (4b) $0 \leq \hat{q}_t^{[j]} \leq (1 - \gamma)^{-1} R_{\max}$ and $0 \leq \hat{\mu}_t^{[j]} \leq C^t$ for the above-mentioned C' and $0 \leq t \leq \omega_N$, $j = 0, 1$. (4c) $(\kappa_N^\mu \vee \kappa_N^q) \omega_N = o_p(1)$, (4d) $\omega_N = \omega(\frac{\log N}{1-\gamma})$, (4e) $\kappa_N^\mu \kappa_N^q \omega_N = o_p(N^{-1/2})$. Then, $\hat{\rho}_{\text{DRL}(\mathcal{M}_2)}$ is RAL and efficient; in particular, $\sqrt{N}(\hat{\rho}_{\text{DRL}(\mathcal{M}_2)} - \rho^{\pi_e}) \xrightarrow{d} \mathcal{N}(0, \text{EB}(\mathcal{M}_2))$.

Again, the estimate is feasible as long as we observe trajectories of length $\omega(\log N)$, and the cross-fitted version makes no assumption on nuisance estimates except rates. And, again, we can allow very slow rates: if $\omega_N = \log^{1+\epsilon} N$, $\kappa_N^\mu = N^{-\zeta_\mu}$, $\kappa_N^q = N^{-\zeta_q}$ then we only need the rates to satisfy $\zeta_\mu + \zeta_q > \frac{1}{2}$, $\zeta_\mu \vee \zeta_q > 0$, $\epsilon > 0$.

3.3. Inefficiency under MDP

The methods in this section could be applied to an MDP. In fact, many papers using DR-type methods such as $\hat{\rho}_{\text{DR}}$ (equal to the adaptive version of $\hat{\rho}_{\text{DRL}(\mathcal{M}_1)}$) assume that the underlying

distribution is MDP when estimating q -functions: *i.e.*, they fit q -functions that depend only on s_t, a_t and that are time-invariant. However, using this additional structure in order to produce better q -function estimates does *not* improve the asymptotic variance. Indeed, even if we used the oracle q -functions and oracle density ratios, we still only obtain the efficiency bounds in Theorems 4 and 5. Thus, even though we might use a total of $\mathcal{O}(NT)$ transition observations to get better q -function estimates, if we use standard DR-type methods, this will get washed out, at least asymptotically, and our variance will only vanish as $\mathcal{O}(1/N)$.

4. Efficient Estimator for Markov Decision Process

In this section, we propose an estimator that is *efficient* under the MDP model by leveraging the EIF obtained in Theorem 3. To our knowledge it is the first such estimator. We consider both the transition-sampling and trajectory-sampling settings and show that, under appropriate conditions in each setting, we achieve the *same* efficiency bound derived in Theorem 3 asymptotically. Specifically, the conditions in the trajectory-sampling setting include certain sufficient mixing so that dependent-data observations that sufficiently far apart appear near-independent. We nonetheless need to develop a special sample-splitting procedure to handle the dependent data in this setting.

For brevity, we focus here on the case where the behavior policy is known, which is more relevant in RL. That is, we have that $\eta(s, a)$ is known. Our results can easily be extended to the unknown behavior policy case as well (see Remark 5 below).

4.1. Efficient Estimation Under Transition Sampling

The key to our estimator is the following estimating function, defined for a given w - and q -function:

$$\psi(s, a, r, s'; w', q') = (1 - \gamma) \mathbb{E}_{p_{\pi_e}^{(0)}}[v'(s_0)] + w'(s) \eta(s, a) (r + \gamma v'(s') - q'(s, a)),$$

where we use w', q' to denote dummy such functions and use the shorthand that, given any q' , we let $v'(s) = \mathbb{E}_{\pi_e}[q'(s, a) | s] = \int_a q'(s, a) \pi_e(a | s) d\lambda_{\mathcal{A}}(a)$, which is computable as an integral of q' wrt the known π_e (a sum if \mathcal{A} is finite). Similarly, given q' , the first term above ($\mathbb{E}_{p_{\pi_e}^{(0)}}[v'(s_0)]$) is

also computable as both $p_{\pi_e}^{(0)}$ and π_e are known. Notice this term is also constant wrt (s, a, r, s') .

This estimating function is derived from the EIF in Theorem 3: when $q' = q$, $w' = w$, we have

$$\psi(s, a, r, s'; w, q) = \rho^{\pi_e} + \phi_{\text{eff}}(s, a, r, s').$$

Based on this estimating function, our estimator is

$$\begin{aligned} \hat{\rho}_{\text{DRL}(\mathcal{M}_3)} &= \mathbb{P}_n[\psi(s, a, r, s'; \{\hat{w}^{(i)}\}_{i=1}^n, \{\hat{q}^{(i)}\}_{i=1}^n)] \\ &= \frac{1}{n} \sum_{i=1}^n (1 - \gamma) \mathbb{E}_{s_0 \sim p_{\pi_e}^{(0)}}[\hat{v}^{(i)}(s_0)] \\ &\quad + \frac{1}{n} \sum_{i=1}^n \hat{w}^{(i)}(s^{(i)}) \eta(a^{(i)}, s^{(i)})(r^{(i)} + \gamma \hat{v}^{(i)}(s'^{(i)}) - \hat{q}^{(i)}(s^{(i)}, a^{(i)})), \end{aligned} \quad (4)$$

where $\hat{w}^{(i)}$, $\hat{q}^{(i)}$ are some plug-in estimates of w , q to be used for the i^{th} observation. Recall $\hat{v}^{(i)}$ is defined in terms of $\hat{q}^{(i)}$ by taking expectations over $a \sim \pi_e(\cdot | s)$. Again, we consider *two* cases. First, we consider an *adaptive version*, where we let $\hat{w}^{(i)} = \hat{w}$, $\hat{q}^{(i)} = \hat{q}$ be shared among all data points and be estimated on the whole dataset of n observations of (s, a, r, s') . Second, we consider a cross-fitting estimator, where we split the n observations into two even folds and $\hat{w}^{(i)}$, $\hat{q}^{(i)}$ are shared by all points i in the same fold and are estimated on data only on the opposite fold. The specific steps of the cross-fitting procedure are as in Section 3.1. Namely, we have four estimators: $\hat{w}^{[0]}$, $\hat{q}^{[0]}$, $\hat{w}^{[1]}$, $\hat{q}^{[1]}$. The first two are fit on one half of the data and the latter two on the other, and $\hat{w}^{(i)}$, $\hat{q}^{(i)}$ are set to those fit on the half not containing i . Unless otherwise specified, we always refer to the cross-fitting version.

The key to showing efficiency of $\hat{\rho}_{\text{DRL}(\mathcal{M}_3)}$ is establishing the doubly robust (or, mixed bias) structure of $\psi(s, a, r, s'; w', q')$, namely, that its expectation remains ρ^{π_e} whether just $w' = w$ or just $q' = q$. Suppose that $q' = q$. Then,

$$\begin{aligned} \mathbb{E}[\mathbb{P}_n[\psi(s, a, r, s'; w', q)]] &= (1 - \gamma) \mathbb{E}_{p_{\pi_e}^{(0)}}[v(s_0)] + \mathbb{E}_{p_{\pi_b}}[w'(s) \eta(s, a) \{r - q(s, a) + \gamma v(s')\}] \\ &= (1 - \gamma) \mathbb{E}_{p_{\pi_e}^{(0)}}[v(s_0)] = \rho^{\pi_e}. \end{aligned} \quad (5)$$

Heuristically, this suggests that if $\hat{q}^{(i)} \rightarrow q$ and $\hat{w}^{(i)} \rightarrow w'$, where generally $w' \neq w$, then we expect that $\hat{\rho}_{\text{DRL}(\mathcal{M}_3)} \rightarrow \rho^{\pi_e}$. This viewpoint paints the estimator $\hat{\rho}_{\text{DRL}(\mathcal{M}_3)}$ as given by taking the direct method and adding a control variate term.

On the other hand, if $w' = w$, then we have that

$$\begin{aligned} \mathbb{E}[\mathbb{P}_n[\psi(s, a, r, s'; w, q')]] &= \mathbb{E}_{p_{\pi_b}}[w(s)\eta(s, a)r] + \mathbb{E}_{p_{\pi_b}}[w(s)\{-\eta(s, a)q'(s, a) + \gamma\eta(s, a)v'(s')\}] \\ &\quad + (1 - \gamma)\mathbb{E}_{p_{\pi_e}^{(0)}}[v'(s_0)] \end{aligned} \quad (6)$$

$$= \mathbb{E}_{p_{\pi_b}}[w(s)\eta(s, a)r] + \mathbb{E}_{p_{\pi_b}}[w(s)\{-\eta(s, a)q'(s, a) + v'(s)\}] \quad (7)$$

$$= \mathbb{E}_{p_{\pi_b}}[w(s)\eta(s, a)r] = \rho^{\pi_e}. \quad (8)$$

Note that from Eq. (6) to Eq. (7), we have used that for any $f_w(s)$ (see Lemma 1):

$$\mathbb{E}_{p_{\pi_b}}[\gamma w(s)\eta(s, a)f_w(s') - w(s)f_w(s)] + (1 - \gamma)\mathbb{E}_{p_{\pi_b}^{(0)}}[f_w(s)] = 0$$

Heuristically, this suggests that if $\hat{w}^{(i)} \rightarrow w$ and $\hat{q}^{(i)} \rightarrow q'$, where generally $q' \neq q$, then we expect that $\hat{\rho}_{\text{DRL}(\mathcal{M}_3)} \rightarrow \rho^{\pi_e}$. Together, Eqs. (5) and (8) show that $\mathbb{P}_n[\psi(s, a, r, s'; w', q')]$ has zero Gâteaux derivative in w', q' in any direction at $w' = w, q' = q$, a property known as Neyman orthogonality (Chernozhukov et al. 2018).

We now proceed to prove formally the efficiency and double robustness of our estimator. Note the L2 error such as $\|\hat{w}^{[j]} - w\|_2$ is defined on the offline data $p_{\pi_b}(s, a, r, s')$.

THEOREM 6 (Efficiency of $\hat{\rho}_{\text{DRL}(\mathcal{M}_3)}$ under transition sampling: cross-fitting). *Define κ_n^w, κ_n^q such that $\|\hat{w}^{[j]} - w\|_2 \leq \kappa_n^w$ and $\|\hat{q}^{[j]} - q\|_2 \leq \kappa_n^q$ for $j = 0, 1$. Assume (6a) there exists constants $C_w, C_{S'} > 0$ such that $w \leq C_w$ and $p_{b,S'}(\cdot)/p_{b,S}(\cdot) \leq C_{S'}$, where $p_{b,S'}(\cdot)$ and $p_{b,S}(\cdot)$ are marginal densities of $p_{\pi_b}(s, a, r, s')$ wrt s' and s , (6b) $0 \leq \hat{q}^{[j]} \leq (1 - \gamma)^{-1}R_{\max}$ and $0 \leq \hat{w}^{[j]} \leq C_w$ for $j = 0, 1$, (6c) $\kappa_n^w \vee \kappa_n^q = o_p(1)$, and (6d) $\kappa_n^w \kappa_n^q = o_p(n^{-1/2})$. Then, $\hat{\rho}_{\text{DRL}(\mathcal{M}_3)}$ is RAL and efficient; in particular, $\sqrt{n}(\hat{\rho}_{\text{DRL}(\mathcal{M}_3)} - \rho^{\pi_e}) \xrightarrow{d} \mathcal{N}(0, \text{EB}(\mathcal{M}_3))$.*

The result essentially follows by showing that $|\hat{\rho}_{\text{DRL}(\mathcal{M}_3)} - \mathbb{P}_n[\psi(s, a, r, s'; w, q)]| = \mathcal{O}_p(\kappa_n^w \kappa_n^q) + o_p(n^{-1/2})$. Under the above rate assumptions, the right-hand side is $o_p(n^{-1/2})$ and the result is immediately concluded from the central limit theorem (CLT). Here, using cross-fitting, we are able to completely avoid any restriction on our plug-in estimators, except for requiring a slow rate. In particular, the rate can be *subparametric*, that is, slower than square-root. Crucially, this allows us

to potentially use any nonparametric black-box machine learning method, whether we can ensure good metric entropy conditions or not.

The adaptive version requires additional metric entropy conditions on the estimators. Let $\mathcal{N}(\tau, \mathcal{F}, \|\cdot\|_\infty)$ be the τ -covering number of \mathcal{F} wrt L_∞ norm.

THEOREM 7 (Efficiency of $\hat{\rho}_{\text{DRL}(\mathcal{M}_3)}$ under transition sampling: adaptive). *Define κ_n^w, κ_n^q such that $\|\hat{w} - w\|_2 \leq \kappa_n^w$ and $\|\hat{q} - q\|_2 \leq \kappa_n^q$. Suppose the conditions of Theorem 6 hold and that in addition $\hat{w} \in \mathcal{F}_w, \hat{q} \in \mathcal{F}_q$ s.t. $\log \mathcal{N}(\tau, \mathcal{F}_w, \|\cdot\|_\infty) = O(1/\tau^2)$, $\log \mathcal{N}(\tau, \mathcal{F}_q, \|\cdot\|_\infty) = O(1/\tau^2)$. Then, $\hat{\rho}_{\text{DRL}(\mathcal{M}_3)}$ is RAL and efficient; in particular, $\sqrt{n}(\hat{\rho}_{\text{DRL}(\mathcal{M}_3)} - \rho^{\pi_e}) \xrightarrow{d} \mathcal{N}(0, \text{EB}(\mathcal{M}_3))$.*

Next, we formalize the notion of double robustness, which ensures our estimate is consistent even if we inconsistently estimate one of the components.

THEOREM 8 (Double robustness of $\hat{\rho}_{\text{DRL}(\mathcal{M}_3)}$). *Assume only conditions (6a)–(6b) of Theorem 6 hold. Assume further that $\|\hat{w}^{[j]} - w^\dagger\|_2 = o_p(1)$ and $\|\hat{q}^{[j]} - q^\dagger\|_2 = o_p(1)$ for some w^\dagger, q^\dagger . Then, as long as either $w^\dagger = w$ or $q^\dagger = q$, then we have that $\text{plim}_{n \rightarrow \infty} \hat{\rho}_{\text{DRL}(\mathcal{M}_3)} = \rho^{\pi_e}$. The same holds for the adaptive version, if we further assume the metric entropy condition in Theorem 7.*

Theorem 8 does not provide a rate or an asymptotic distribution. We next strengthen the result (and, correspondingly, the conditions) to ensure a rate. This kind of double robustness is sometimes called model double robustness because the rates needed essentially correspond to parametric estimation and therefore the conditions essentially refer to whether these parametric models are well-specified (Smucler et al. 2019).

THEOREM 9 (Model double robustness of $\hat{\rho}_{\text{DRL}(\mathcal{M}_3)}$). *Assume only conditions (6a)–(6b) of Theorem 6 hold. If either $\|\hat{q}^{[j]} - q^\dagger\|_2 = o_p(1)$, $\|\hat{w}^{[j]} - w\|_2 = \mathcal{O}_p(n^{-1/2})$ or $\|\hat{q}^{[j]} - q\|_2 = \mathcal{O}_p(n^{-1/2})$, $\|\hat{w}^{[j]} - w^\dagger\|_2 = o_p(1)$ holds, then $\hat{\rho}_{\text{DRL}(\mathcal{M}_3)} = \rho^{\pi_e} + \mathcal{O}_p(n^{-1/2})$. The same holds for the adaptive version, if we further assume the metric entropy condition in Theorem 7.*

REMARK 5 (UNKNOWN BEHAVIOR POLICY). All of results are easily extended to the case where the behavior policy is unknown by replacing $\hat{w}(s)\eta(s, a)$ with $\hat{w}(s)\hat{\eta}(s, a)$, where $\hat{\eta}(s, a)$ is some

estimator for $\eta(s, a)$, e.g., $\pi_e(a|s)/\hat{\pi}^b(a|s)$, where $\hat{\pi}^b(a|s)$ is some estimator for the behavior policy. All of the results stay the same where conditions on $\|\hat{w} - w\|_2$ are simply replaced with the same conditions on $\|\hat{w}\hat{\eta} - w\eta\|_2 = \mathcal{O}(\|\hat{w} - w\|_2 + \|\hat{\eta} - \eta\|_2)$ instead.

REMARK 6. After the first posted version of this paper, Tang et al. (2020) proposed a doubly-robust-style estimator for the infinite-horizon MDP setting, which is given by taking a sample average of $\tilde{\psi}(s, a, r, s'; \hat{w}, \hat{v})$, where

$$\tilde{\psi}(s, a, r, s'; w', v') = (1 - \gamma) \mathbb{E}_{p_{\pi_e}^{(0)}}[v'(s_0)] + w'(s)\eta(s, a)(r + \gamma v'(s') - v'(s)),$$

and \hat{w}, \hat{v} are adaptively estimated. The asymptotic behavior was not fully characterized, but following our work, Kallus and Uehara (2020b, Theorem 19) proved that if we impose Donsker conditions or if we use cross-fold estimates and under appropriate estimation rates (or, even if we plug-in oracle w, v), we can obtain that it is asymptotically normal with variance $\text{var}[\tilde{\psi}(s, a, r, s'; w, v)]$. This, however, is *larger* than $\text{EB}(\mathcal{M}_3)$ by $\mathbb{E}[w^2(s)\text{var}[\eta(s, a)\{r + \gamma v(s')\} | s]]$ (see Section 6.3 Kallus and Uehara 2020b). That is, this estimator is *not* efficient, even in ideal oracle- nuisance settings. Moreover, it is only partially doubly robust in that it requires that π_b be well-specified. In comparison, our estimator is in fact efficient and fully doubly robust.

4.2. Efficient Estimation Under Trajectory Sampling

We next study the trajectory-sampling setting and show that we can achieve the very same efficiency bound even though the transition data is dependent. All of our results apply to the asymptotic regime $T \rightarrow \infty$, where $N \geq 1$ is arbitrary, bounded or growing. In particular, we can consider just a single, long trajectory ($N = 1$). Since the data is dependent, the standard notions of regular estimation do not apply; therefore, our “efficiency” statements are phrased solely in terms of showing that we can achieve the same asymptotic distribution of centered normal with variance equal to the efficiency bound corresponding to iid observations from the same stationary distribution. Indexing the data as $\{(s_t^{(j)}, a_t^{(j)}, r_t^{(j)}, s_{t+1}^{(j)})\}_{j=1, t=0}^{N, T}$ and identifying each (j, t) with a corresponding $i = 1, \dots, n$, where $n = NT$, we define our estimator $\hat{\rho}_{\text{DRL}(\mathcal{M}_3)} = \mathbb{P}_N \mathbb{P}_T[\psi(s, a, r, s'; \{\hat{w}^{(i)}\}_{i=1}^n, \{\hat{q}^{(i)}\}_{i=1}^n)]$. That is,

the same as in Eq. (4), taking an average of ψ over transitions with estimated w - and q -functions, but the transitions now are actually *dependent* observations. Because of this, we restrict our attention to the case where there is nonetheless sufficient mixing. We also need to be more careful when constructing cross-fitting estimates.

Letting $x_t^{(j)} = (s_t^{(j)}, a_t^{(j)}, r_t^{(j)}, s_t^{(j+1)})$, recall that we assume that $x_0^{(j)}, x_1^{(j)}, \dots$ forms a stationary process for each $j = 1, \dots, N$, that is, while these are dependent, the marginal distribution of each has an identical distribution. In the results below we further assume that far-apart observations are less dependent, that is, the effect of earlier states gets washed away the farther ahead we look. To measure the level of such dependence we use the standard *mixing coefficients* $\alpha_m, \beta_m, \phi_m, \rho_m$, each of which measures the dependence between $x_0^{(j)}, \dots, x_t^{(j)}$ and $x_{t+m}^{(j)}, x_{t+m+1}^{(j)}, \dots$ using different metrics of dependence (taking worst-case over t). For example, α_m is the total variation distance between the joint distribution of the two subsequences and the product of their marginals. Since these are standard we relegate their definitions to Section B.1. The coefficients are related via $2\alpha_m \leq \beta_m \leq \phi_m$, $4\alpha_m \leq \rho_m \leq 2\phi_m^{1/2}$, so α_m is weakest and ϕ_m is (almost) strongest (Bradley 2005).

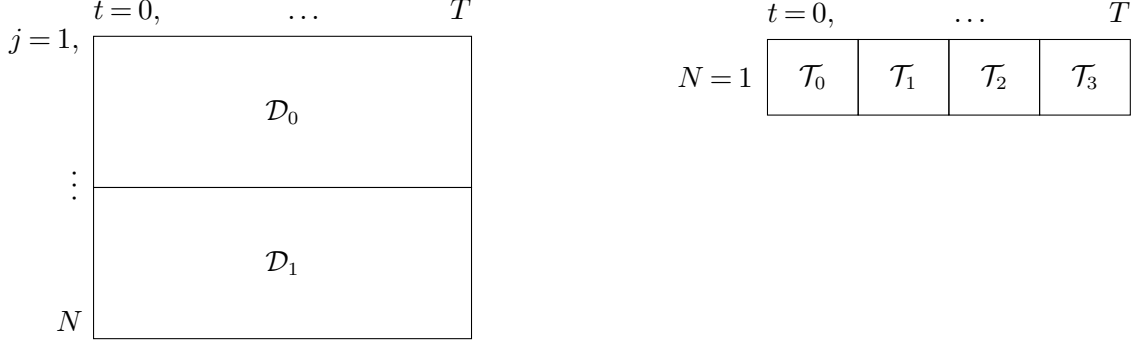
Before we proceed to discuss feasible estimators, we show that despite dependent data, our estimating function retains its efficiency structure under sufficient mixing.

THEOREM 10 (Efficiency structure under mixing). *Suppose $\sum_{m=1}^{\infty} \alpha_m < \infty$ and $w \leq C_w$ for some $C_w > 0$. Then we have $\sqrt{NT} (\mathbb{P}_N \mathbb{P}_T [\psi(s, a, r, s'; w, q)] - \rho^{\pi_e}) \xrightarrow{d} \mathcal{N}(0, \text{EB}(\mathcal{M}_3))$.*

The α -mixing condition above is used in order to invoke a stationary-process CLT (Ibragimov and Linnik 1971, Theorem 18.5.4). However, such a CLT still involves covariances across time, which would inflate the asymptotic variance. The key structural aspect of $\mathbb{P}_N \mathbb{P}_T [\psi(s, a, r, s'; w, q)]$ that enables the result is that, when we use the *oracle* q function, the variables being time-averaged in the second term in Eq. (4) form a *martingale difference sequence*, which ensures zero covariances across time. This occurs by virtue of the fact that the conditional expectation of the term inside the parentheses is zero by the definition of q . This essentially yields the result after some algebra. In terms of showing efficiency of a feasible (rather than oracle) estimator, what remains is to show that our estimator is equal to the above oracle average up to errors that are $o_p((NT)^{-1/2})$.

REMARK 7 (RELAXING STATIONARITY BY ERGODICITY). Assuming that $p_{\pi_b}^{(0)}$ is invariant so that $x_0^{(j)}, x_1^{(j)}, \dots$ is stationary is purely technical. It can easily be replaced by assuming ergodicity instead, so that the initial state distribution is irrelevant and we only approach stationarity. Namely, note $x_0^{(j)}, x_1^{(j)}, \dots$ forms a Markov chain. If it is a positive Harris chain (for definition, see Meyn and Tweedie 2009, p. 231) then Proposition 17.1.6 in Meyn and Tweedie (2009) guarantees that any CLT that holds when the initial state distribution is invariant also holds for *any* initial state distribution. This is simply because ergodicity means the initial state distribution gets washed away, asymptotically. All our results in this section proceed by showing $\hat{\rho}_{\text{DRL}(\mathcal{M}_3)} = \mathbb{P}_N \mathbb{P}_T[\psi(s, a, r, s'; w, q)] + o_p((NT)^{-1/2})$ and then applying a mixing-process CLT on the dependent but stationary process in the first term. Each time, per that proposition, we can assume a positive Harris chain *instead of* stationarity, let the denominator of w be the invariant distribution, and define all mixing coefficients wrt the chain starting from the invariant distribution, and then this CLT will still hold and our characterizations of the asymptotic distribution of the estimator will still hold (see also Jones 2004, Remark 6). Since this can always be done, we focus our analysis on stationary processes for generality.

We next analyze such feasible estimators, considering three cases: adaptive, cross-fitted with $N > 1$, and cross-fitted with $N = 1$. The difficulty with the latter case is that the data consists of a single, long trajectory, so any way we split the data, we will still have some dependence between the folds, undermining the standard cross-fitting technique. For each cross-fitting estimator, we define a segmentation of our n observations into folds and estimate w - and q -functions separately in each fold. If $N \geq 2$, we can split our data into folds across trajectories. Let $\mathcal{D}_0, \mathcal{D}_1$ be a random even partition of $\{1, \dots, N\}$ and fit $\hat{w}^{[j]}, \hat{q}^{[j]}$ in each fold separately (see Fig. 5a). We then set $\hat{w}^{(i)}, \hat{q}^{(i)}$ to the estimates $\hat{w}^{[1-j]}, \hat{q}^{[1-j]}$ fit only on \mathcal{D}_{1-j} where j is such that $i = t \in \mathcal{D}_j$. We refer to this case as *cross-trajectory-fitting*. The benefit of this approach is that we have perfect independence across the folds because trajectories are independent. Recall that we used a similar strategy in the transition-sampling setting. Unfortunately, this is not possible when $N = 1$. In this case, we propose

(a) Two folds over $N \geq 2$ trajectories.

(b) Four folds over a single trajectory.

Figure 5 Arrangement of folds for cross-fitting of nuisances for DRL in \mathcal{M}_3 .

the following alternative. Let $\mathcal{T}_0, \mathcal{T}_1, \mathcal{T}_2, \mathcal{T}_3$ be a random even partition of $\{0, \dots, T\}$ and fit $\hat{w}^{[j]}, \hat{q}^{[j]}$ in each fold separately (see Fig. 5b). We then set $\hat{w}^{(i)}, \hat{q}^{(i)}$ to the estimates $\hat{w}^{[(j+2) \bmod 4]}, \hat{q}^{[(j+2) \bmod 4]}$ fit only on $\mathcal{T}_{(j+2) \bmod 4}$ where j is such that $t \in \mathcal{T}_j$. Thus, we always use nuisances estimated on a fold that is not adjacent to the t^{th} data point. We refer to this case as *cross-time-fitting*. Although we do not have perfect independence between folds, under sufficient mixing, non-adjacent folds will be sufficiently near-independent, asymptotically.

First, we analyze the case of the cross-trajectory-fitting version, where we can avoid complex metric entropy assumptions by virtue of the unique structure of our estimator.

THEOREM 11 (Efficiency of $\hat{\rho}_{\text{DRL}(\mathcal{M}_3)}$ with cross-trajectory-fitting). Define κ_n^w, κ_n^q such that $\|\hat{w}^{[j]} - w\|_2 \leq \kappa_n^w$ and $\|\hat{q}^{[j]} - q\|_2 \leq \kappa_n^q$ for $j = 0, 1$. Assume (11a) $\sum_{k=1}^{\infty} \rho_k < \infty$, (11b) $w \leq C_w$ for some $C_w > 0$, (11c) $0 \leq \hat{q}^{[j]} \leq (1 - \gamma)^{-1} R_{\max}$ and $0 \leq \hat{w}^{[j]} \leq C_w$, (11d) $\kappa_n^w \vee \kappa_n^q = o_p(1)$, (11e) $\kappa_n^w \kappa_n^q = o_p(n^{-1/2})$. Then, $\sqrt{NT}(\hat{\rho}_{\text{DRL}(\mathcal{M}_3)} - \rho^{\pi^e}) \xrightarrow{d} \mathcal{N}(0, \text{EB}(\mathcal{M}_3))$.

Notice that the condition (11a) is slightly stronger than the mixing condition in Theorem 10. The other conditions match Theorem 6.

Cross-trajectory-fitting is only feasible for $N \geq 2$ (although N need not grow). If $N = 1$, we instead proposed cross-time-fitting, which we analyze next.

THEOREM 12 (Efficiency of $\hat{\rho}_{\text{DRL}(\mathcal{M}_3)}$ with cross-time-fitting). Define κ_n^w, κ_n^q such that $\|\hat{w}^{[j]} - w\|_2 \leq \kappa_n^w$ and $\|\hat{q}^{[j]} - q\|_2 \leq \kappa_n^q$ for $j = 0, 1, 2, 3$. Assume (12a) $\phi_t^{1/2} = O(1/t^{2+\epsilon})$ for some

$\epsilon > 0$, (12b) $w \leq C_w$ for some $C_w > 0$, (12c) $0 \leq \hat{q}^{[j]} \leq (1 - \gamma)^{-1} R_{\max}$ and $0 \leq \hat{w}^{[j]} \leq C_w$, (12d) $\kappa_n^w \vee \kappa_n^q = o_p(1)$, (12e) $\kappa_n^w \kappa_n^q = o_p(n^{-1/2})$. Then, $\sqrt{NT}(\hat{\rho}_{\text{DRL}(\mathcal{M}_3)} - \rho^{\pi_e}) \xrightarrow{d} \mathcal{N}(0, \text{EB}(\mathcal{M}_3))$.

In both Theorems 11 and 12 we are able to avoid strong conditions on the plug-in estimators we use aside from requiring a slow, subparametric convergence rate. We only require slightly stronger mixing conditions than the oracle case in Theorem 10.

Finally, for the adaptive version of our estimator, we need to control the metric entropy of our plug-in estimators. In particular, we suppose that we are given some class \mathcal{F}_ψ that almost surely contains $\psi(\cdot, \cdot, \cdot, \cdot; \hat{w}, \hat{q})$. We let $J_{[]}(\infty, \mathcal{F}_\psi, L_p)$ be the bracketing integral wrt the L_p norm (for definition, see Kosorok 2008, p. 17).

THEOREM 13 (Efficiency of $\hat{\rho}_{\text{DRL}(\mathcal{M}_3)}$ with in-sample fitting). Define κ_n^w, κ_n^q such that $\|\hat{w} - w\|_2 = \kappa_n^w$ and $\|\hat{q} - q\|_2 = \kappa_n^q$ and fix some $p > 2$. Assume (13a) $\sum_{m=1}^{\infty} m^{2/(p-2)} \beta_m < \infty$, (13b) $w \leq C_w$ for some $C_w > 0$, (13c) $0 \leq \hat{q} \leq (1 - \gamma)^{-1} R_{\max}$ and $0 \leq \hat{w} \leq C_w$, (13d) $\kappa_n^w \vee \kappa_n^q = o_p(1)$, (13e) $\kappa_n^w \kappa_n^q = o_p(n^{-1/2})$, (13f) $J_{[]}(\infty, \mathcal{F}_\psi, L_p(p_{\pi_b}^\infty)) < \infty$. Then, $\sqrt{NT}(\hat{\rho}_{\text{DRL}(\mathcal{M}_3)} - \rho^{\pi_e}) \xrightarrow{d} \mathcal{N}(0, \text{EB}(\mathcal{M}_3))$.

To prove this, we invoke a uniform central limit theorem for β -mixing sequences (Kosorok 2008, Theorem 11.24). Because of in-sample fitting, we require condition (13f) in order to control a term corresponding to a stochastic equicontinuity condition.

REMARK 8 (WHEN STATIONARITY FAILS). In this section, we assumed the data is stationary, or at least eventually stationary as in Remark 7. But such may not apply to problems with absorbing states, as we study in Section 8.2. But even without stationarity, we can still view the data as transitions $(s^{(i)}, a^{(i)}, r^{(i)}, s'^{(i)})$, $i = 1, \dots, NT$, drawn (non-independently) from:

$$\left(\frac{1}{T} \sum_{t=1}^T p_b^{(t)}(s, a) \right) p(r|s, a) p(s'|s, a).$$

If the effective state-action distribution $\frac{1}{T} \sum_{t=1}^T p_b^{(t)}(s, a)$ has good coverage and $N \rightarrow \infty$ we should still expect convergence, and our DRL estimator is still using the “best” estimating function in the sense that it is still the least-norm gradient of the estimand, as a function of the T -long trajectories. Nonetheless, due to the dependence of transitions in the same trajectory and without stationarity and mixing, it is difficult to theoretically characterize the rate of the MSE in T .

The remaining question is how to consistently estimate q and w , especially from a single trajectory. We discuss how to estimate w in Section 6 and how to estimate q in Section 7. We first discuss how our results above lend themselves directly to constructing confidence intervals.

5. Asymptotically valid confidence intervals

We are often interested in confidence intervals in addition to point estimates. Our asymptotic normality results lend themselves directly to the construction of such. Namely, all we have to do is consistently estimate the asymptotic variance. If an estimator $\hat{\rho}_n$ satisfies $\sqrt{n}(\hat{\rho}_n - \rho^{\pi_e}) \rightarrow \mathcal{N}(0, V)$ and we have a consistent variance estimator $\hat{V}_n \rightarrow V$ then we will always have that $\mathbb{P}\left(|\hat{\rho}_n - \rho^{\pi_e}| \leq \Phi^{-1}(1 - \alpha/2)\sqrt{\hat{V}_n/n}\right) \rightarrow 1 - \alpha$, where Φ^{-1} is the inverse cumulative distribution function of the standard normal (*e.g.*, for $\alpha = 0.05$, $\Phi^{-1}(1 - \alpha/2) \approx 1.96$). This means that the confidence interval $[\hat{\rho}_n - \Phi^{-1}(1 - \alpha/2)\sqrt{\hat{V}_n/n}, \hat{\rho}_n + \Phi^{-1}(1 - \alpha/2)\sqrt{\hat{V}_n/n}]$ has asymptotic coverage exactly $1 - \alpha$. By Theorems 4 to 6 and 11 to 13, it then suffices to estimate $\text{EB}(\mathcal{M}_1), \text{EB}(\mathcal{M}_2), \text{EB}(\mathcal{M}_3)$ to construct asymptotically valid confidence intervals.

Focusing on $\text{EB}(\mathcal{M}_3)$ and the transition-sampling setting, we propose the following estimator:

$$\widehat{\text{EB}}(\mathcal{M}_3) = \mathbb{P}_n[(\psi(s, a, r, s'; \{\hat{w}^{(i)}\}_{i=1}^n, \{\hat{q}^{(i)}\}_{i=1}^n) - \hat{\rho}_{\text{DRL}(\mathcal{M}_3)})^2],$$

that is, the sample variance of $\psi(s^{(i)}, a^{(i)}, r^{(i)}, s'^{(i)}; \hat{w}^{(i)}, \hat{q}^{(i)})$. This estimate is consistent under the same conditions as in Theorem 6:

THEOREM 14. *Under the conditions of Theorem 6,*

$$\widehat{\text{EB}}(\mathcal{M}_3) \xrightarrow{p} \text{EB}(\mathcal{M}_3).$$

A similar result holds in \mathcal{M}_1 and \mathcal{M}_2 . In each case, our estimators, $\hat{\rho}_{\text{DRL}(\mathcal{M}_1)}$ and $\hat{\rho}_{\text{DRL}(\mathcal{M}_2)}$, were constructed as sample averages of cross-fitted estimates of the corresponding EIF plus the estimand. Taking the sample variance corresponding to this sample average, we again obtain a consistent variance estimator that we can use to construct asymptotically valid confidence intervals.

Note that since our estimators are efficient, one cannot improve on the above confidence intervals, asymptotically. More formally, a test based on an efficient estimator is automatically locally

uniformly powerful in the sense that the power function defined in a neighborhood of the true data-generating process attains the upper bound (see van der Vaart 1998, Lemma 25.45).

6. Modeling the Ratio of Average Visitation Distributions

Our DRL estimator in \mathcal{M}_3 relied on having an estimator for the ratio of average visitation distributions, $w(s)$. In this section, we discuss its estimation from semiparametric inference perspective. These estimates can then be plugged into $\hat{\rho}_{\text{DRL}(\mathcal{M}_3)}$.

6.1. Importance Sampling Using Stationary Density Ratios

Before discussing how to estimate $w(s)$, we consider an IS-type estimator for MDPs using $w(s)$. We can transform our DRL estimator to an IS-type estimator by simply choosing $\hat{q}^{[t]} = 0$. This leads to the marginalized importance sampling (MIS) estimator

$$\hat{\rho}_{\text{MIS}} = \mathbb{P}_n [\eta(s, a) \hat{w}(s) r], \quad \hat{w}(s) \approx w(s). \quad (9)$$

where “ \approx ” above means “estimating.” Note that this is different from the IS estimator proposed by Liu et al. (2018a), which is defined as an empirical approximation of

$$\mathbb{E}_{p_{\pi_b, \gamma}^{(\infty)}} [\eta(s, a) \hat{w}(s) r], \quad \hat{w}(s) \approx \tilde{w}(s) = \frac{p_{\pi_e, \gamma}^{(\infty)}(s)}{p_{\pi_b, \gamma}^{(\infty)}(s)}. \quad (10)$$

The difference between the two methods is that we use $p_{\pi_b}^{(0)}(s)$ instead of $p_{\pi_b, \gamma}^{(\infty)}(s)$ in the denominator of the density ratio. In the transition-sampling setting, $p_{\pi_b}^{(0)}(s)$ in Eq. (9) can be *anything*. In the trajectory-sampling setting, the denominator is an invariant distribution, or is the stationary distribution $p_{\pi_b}^{(\infty)}(s)$ if we consider the ergodic case (see Remark 7), which is still different from $p_{\pi_b, \gamma}^{(\infty)}(s)$. There are a few benefits to this. Intuitively, since we see samples from $p_{\pi_b}^{(\infty)}$, using Eq. (9) can be more efficient because, to get a sample from the distribution $p_{\pi_b, \gamma}^{(\infty)}$, we would essentially have to throw away $(1 - \gamma)$ fraction of our samples. Indeed, the performance of Eq. (10) behaves badly when $\gamma < 1$ (Liu et al. 2018a, Figure 3(d)).

Nonetheless, unlike $\hat{\rho}_{\text{DRL}(\mathcal{M}_3)}$ as in Section 4.2, the estimator $\hat{\rho}_{\text{MIS}}$ does not have a martingale difference structure. This means that the covariance terms across the time in the CLT do *not*

drop out, potentially inflating the variance of the \mathbb{P}_T average in the trajectory-sampling setting. Moreover, because it lacks a doubly robust structure, there is an inflation term due to the plug-in of an estimate, \hat{w} , of w , unlike $\hat{\rho}_{\text{DRL}(\mathcal{M}_3)}$. This occurs even if the estimate has a parametric rate, $\|\hat{w} - w\|_2 = \mathcal{O}_p(n^{-1/2})$, because there is no mixed-bias structure to cancel it out. These two reasons make it difficult to analyze the asymptotic MSE of $\hat{\rho}_{\text{MIS}}$. They also suggest the estimator is not efficient.

6.2. Efficient Semiparametric Estimation

The remaining question is how to estimate $w(s) = p_{\pi_e, \gamma}^{(\infty)}(s)/p_{\pi_b}^{(0)}(s)$. Here, we take a semiparametric approach. First, we consider a characterization of $w(s)$ by modifying Theorem 4 in Liu et al. (2018a). We obtain the following lemma.

LEMMA 1 (**Characterization of $w(s)$**). *Define*

$$L(w', f_w) = \mathbb{E}[\gamma w'(s)\eta(s, a)f_w(s') - w'(s)f_w(s)] + (1 - \gamma)\mathbb{E}_{p_{\pi_e}^{(0)}}[f_w(s)]. \quad (11)$$

Then, for $w' = w$, we have $L(w', f_w) = 0$ for any f_w . Conversely, if $L(w', f_w) = 0$ for all λ_S -square-integrable functions f_w and there is a unique solution g to the integral equation

$$0 = \gamma \int p(s'|s)g(s)d\lambda_S(s) - g(s') + (1 - \gamma)p_{\pi_e}^{(0)}(s'),$$

then, $w'(s) = w(s)$.

Again, this holds for *any* $p_{\pi_b}^{(0)}(s)$. This is the difference from Liu et al. (2018a, Theorem 4), which only holds for $p_{\pi_b}^{(0)}(s) = p_{\pi_b, \gamma}^{(\infty)}(s)$. When $p_{\pi_b}^{(0)}(s)$ is an invariant distribution, as in the trajectory-sampling setting, $L(w', f_w)$ is equal to

$$\mathbb{E}[\gamma w'(s)\eta(s, a)f_w(s') - w'(s')f_w(s')] + (1 - \gamma)\mathbb{E}_{p_{\pi_e}^{(0)}}[f_w(s)]. \quad (12)$$

Thus, in this case, the condition that $L(w', f_w) = 0$ for all f_w is equivalent to the conditional moment equation.:

$$\mathbb{E} \left[w(s)\eta(s, a) - w(s') + (1 - \gamma) \frac{p_{\pi_e}^{(0)}(s')}{p_{\pi_b}^{(0)}(s')} \mid s' \right] = 0. \quad (13)$$

Note this is not a standard moment equation since it still depends on the unknown quantity $p_{\pi_b}^{(0)}(s)$. This is closely related to a similar key relation of $\mu_k(s_k)$ used in Section 3.2, namely, $E[\nu_{k-1} | s_k] = \mu_k(s_k)$, which implies

$$E[\mu_{k-1}(s_{k-1})\eta(a_{k-1}, s_{k-1}) - \mu_k(s_k) | s_k] = 0. \quad (14)$$

For derivation, refer to Kallus and Uehara (2020a, Section 3). Heuristically, taking a limit as $k \rightarrow \infty$, replacing $\lim_{k \rightarrow \infty} \mu_k(s)$ with $w(s)$, and setting $\gamma = 1$, we get Eq. (13). Notice that in Eq. (14), we obtain μ_k from μ_{k-1} , whereas in Eq. (13) we obtain w from itself, *i.e.*, it solves a fixed-point equation. This change is analogous to the change in q -equations between the time-variant finite-horizon problem and the time-invariant infinite-horizon problem.

Suppose first that we assume a parametric model $w(s) = w(s; \beta^*)$. Then, β^* can be estimated as a solution to an empirical approximation of Eq. (11), that is,

$$\mathbb{P}_n[\gamma w(s; \beta)\eta(s, a)f_w(s') - w(s; \beta)f_w(s)] + (1 - \gamma)E_{p_{\pi_e}^{(0)}}[f_w(s)] = 0, \quad (15)$$

for some *vector*-valued function f_w . We denote the estimator as $\hat{\beta}_{f_w}$. Note $E_{p_{\pi_e}^{(0)}}[f_w(s)]$ can be exactly calculated because $p_{\pi_e}^{(0)}$ is known.

EXAMPLE 1 (LINEAR REGRESSION APPROACH). Consider a case when our model is linear in some features of s , *i.e.*, $w(s; \beta) = \beta^\top \psi(s)$. Then, as in linear regression, a natural choice for $f_w(s)$ is $\psi(s)$.

The estimator of $\hat{\beta}_\psi$ is constructed as the solution to

$$\frac{1}{n} \sum_{i=1}^n \psi(s^{(i)}) (\gamma \eta(s^{(i)}, a^{(i)}) \psi^\top(s'^{(i)}) - \psi^\top(s^{(i)})) \beta + (1 - \gamma) E_{p_{\pi_e}^{(0)}}[\psi(s)] = 0.$$

In the finite-state-space setting, we can use $\psi(s) = (\mathbf{I}(s^{*1} = s), \dots, \mathbf{I}(s^{*d} = s))^\top$, where $\mathcal{S} = \{s^{*1}, \dots, s^{*d}\}$.

More generally, for a linear or non-linear model, under the correct specification assumption, that is, there exists β^* such that $w(s) = w(s; \beta^*)$, we have the following efficient estimation result. We focus on the transition-sampling setting.

THEOREM 15 (Efficient estimation of $w(s; \beta^*)$ under transition-sampling). *Define*

$$\Delta_{f_w}(s, a, s'; \beta) = w(s; \beta) \{ \gamma \eta(s, a) f_w(s') - f_w(s) \}.$$

Suppose $\mathbb{E} \sup_{\beta \in \Theta_\beta} \|\Delta_{f_w}(s, a, s'; \beta)\| < \infty$, where Θ_β is a parameter space for β . Assume $w(s) = w(s; \beta^*)$ for some $\beta^* \in \Theta_\beta$ and that a vector-valued f_w is given such that $L(w(s; \beta), f_w) = 0 \iff \beta = \beta^*$. Further assume standard regularity conditions: Θ_β is compact, β^* is in its interior, $w(s; \beta)$ is a C^2 -function with respect to β with first and second derivatives uniformly bounded, and for any α with $\|\alpha\| = 1$ we have $\mathbb{E}[|\alpha^\top \Delta_{f_w}(s, a, s'; \beta)|^{2+\epsilon}]|_{\beta=\beta^*} < \infty$ for some $\epsilon > 0$. Then, the asymptotic variance of $\hat{\beta}_{f_w}$ is

$$\mathbb{E}[\nabla_{\beta^\top} \Delta_{f_w}(s, a, s' : \beta)]^{-1} \text{var}[\Delta_{f_w}(s, a, s' : \beta)] \{ \mathbb{E}[\nabla_{\beta^\top} \Delta_{f_w}(s, a, s' : \beta)]^\top \}^{-1} |_{\beta=\beta^*}.$$

Importantly, regardless of the choice of f_w , the rate of $\|w(s; \hat{\beta}_{f_w}) - w(s)\|_2$ will be $\mathcal{O}_p(n^{-1/2})$. Compared to the usual conditional moment equation setting (Chen 2007), the efficient choice of f_w to minimize the asymptotic variance here is unclear because $p_b^{(0)}(s)$ is unknown.

Because of the doubly robust structure of $\hat{\rho}_{\text{DRL}(\mathcal{M}_3)}$, it did not matter how we estimated w as long as we had a (subparametric) rate. This is not true for $\hat{\rho}_{\text{MIS}}$. We can, however, derive its asymptotics for the particular estimation approach above.

THEOREM 16 (Asymptotic property of $\hat{\rho}_{\text{MIS}}$). *Suppose the conditions of Theorem 15 hold and that $\mathbb{G}_n[r\eta(s, a)w(s; \hat{\beta}_{f_w})] - \mathbb{G}_n[r\eta(s, a)w(s; \beta^*)] = o_p(1)$, where $\mathbb{G}_n = \sqrt{n}(\mathbb{P}_n - \mathbb{E})$ is the empirical process. Then, $\sqrt{n}(\hat{\rho}_{\text{MIS}} - \rho^{\pi_e}) \xrightarrow{d} \mathcal{N}(0, V_{\text{MIS}})$ where*

$$V_{\text{MIS}} = \text{var}[w(s; \beta) \eta(s, a) r + \mathbb{E}[\nabla_{\beta^\top} w(s; \beta) \eta(s, a) r] \mathbb{E}[\nabla_{\beta^\top} \Delta_{f_w}(s, a, s'; \beta)]^{-1} \Delta_{f_w}(s, a, s'; \beta)] |_{\beta=\beta^*}. \quad (16)$$

Note the technical condition $\mathbb{G}_n[r\eta(s, a)w(s; \hat{\beta}_{f_w})] - \mathbb{G}_n[r\eta(s, a)w(s; \beta^*)] = o_p(1)$ can potentially be verified as in the proofs of Theorems 11 and 13.

7. Modeling the q -function

In this section, we discuss from a semiparametric inference perspective how to estimate the q -function in an off-policy manner, potentially from only one trajectory. Our approach can be seen as a generalization of LSTDQ (Lagoudakis and Parr 2004). The estimated q -function we obtain can be used in our estimator, $\hat{\rho}_{\text{DRL}(\mathcal{M}_3)}$.

By definition, the q -function is characterized as a solution to

$$q(s, a) = \mathbb{E}[r \mid s, a] + \gamma \mathbb{E}[\mathbb{E}_{a' \sim \pi_e}[q(s', a') \mid s'] \mid s, a].$$

Assume a parametric model for the q -function, $q(s, a) = q(s, a; \beta)$. Then, the parameter β can be estimated using the following recursive estimating equation:

$$\mathbb{E}[e_q(s, a, r, s'; \beta) \mid s, a] = 0,$$

$$\text{where } e_q(s, a, r, s'; \beta) = r + \gamma \mathbb{E}_{a' \sim \pi_e}[q(s', a'; \beta) \mid s'] - q(s, a; \beta).$$

This implies that for any function $f_q(s, a)$,

$$\mathbb{E}[f_q(s, a)e_q(s, a, r, s'; \beta)] = 0. \tag{17}$$

More specifically, given a vector-valued $f_q(s, a)$, we can define an estimator $\hat{\beta}_{f_q}$ as the solution to

$$\mathbb{P}_n[f_q(s, a)e_q(s, a, r, s'; \beta)] = 0. \tag{18}$$

EXAMPLE 2 (LSTDQ). When $q(s, a; \beta) = \beta^\top \psi(s, a)$ and $f_q(s, a) = \psi(s, a)$, this leads to the LSTDQ method (Lagoudakis and Parr 2004):

$$\left(\sum_{i=1}^n \psi(s^{(i)}, a^{(i)}) [\psi^\top(s^{(i)}, a^{(i)}) - \gamma \mathbb{E}_{a \sim \pi_e} \{\psi^\top(s'^{(i)}, a) \mid s^{(i)}\}] \right)^{-1} \left\{ \sum_{i=1}^n r^{(i)} \psi(s^{(i)}, a^{(i)}) \right\} = 0.$$

More generally, for a linear or non-linear model, under the correct specification assumption, that is, that there exists some β^* such that $q(s, a) = q(s, a; \beta^*)$, we have the following result. We again focus on the transition-sampling setting.

THEOREM 17 (Efficient estimation of $q(s, a; \beta)$ under transition sampling). *Suppose $\mathbb{E} \sup_{\beta \in \Theta_\beta} \|e_q(s, a, r, s'; \beta) f_q(s, a)\| < \infty$, where Θ_β is a parameter space for β . Assume $q(s, a) = q(s, a; \beta)$ for some $\beta \in \Theta_\beta$ and that a vector-valued f_q is given such that (Eq. (17) holds) $\iff \beta = \beta^*$. Further, assume standard regularity conditions: Θ_β is compact, β^* is in its interior, $q(s, a; \beta)$ is C^2 -function with respect to β with first and second derivatives uniformly bounded, and for any α with $\|\alpha\| = 1$ we have $\mathbb{E}[|e_q(s, a, r, s'; \beta) \alpha^\top f_q(s, a)|^{2+\epsilon}]|_{\beta=\beta^*} > 0$ for some $\epsilon > 0$. The lower bound for the asymptotic MSE for estimating β^* scaled by n is*

$$V_\beta = \mathbb{E}[\nabla_\beta m_q(s, a; \beta) v_q^{-1}(s, a; \beta) \nabla_{\beta^\top} m_q(s, a; \beta)]^{-1}|_{\beta=\beta^*},$$

where $m_q(s, a; \beta) = \mathbb{E}[e_q(s, a, r, s'; \beta)|s, a]$, $v_q(s, a) = \text{var}[e_q(s, a, r, s'; \beta)|s, a]$.

This bound is achieved when

$$f_q(s, a) = \nabla_\beta m_q(s, a; \beta) v_q^{-1}(s, a; \beta)|_{\beta=\beta^*}. \quad (19)$$

Importantly, regardless of the choice of f_q , the rate $\|q(\cdot, \cdot; \hat{\beta}_{f_q}) - q\|_2$ is $\mathcal{O}_p(n^{-1/2})$. Nonetheless, efficient estimation is preferred. Practically, we do not know the efficient f_q in Eq. (19). One way is parametrically estimating it and another way is a sieve generalized method of moments (GMM) estimator, using a basis expansion for f_q (Hahn 1997).

We can also extend the approach to achieve nonparametric estimation of q . This is most easily done by extending the LSTDQ approach in Example 2. We simply let $q(s, a; \beta_N) = \sum_{j=1}^{d_N} \beta_j \psi_j(s, a)$ where ψ_1, ψ_2, \dots is a basis expansion of L^2 and $d_N \rightarrow \infty$ as we collect more data. Given regularity conditions and smoothness conditions on q , we can obtain rates on $\|q(\cdot, \cdot; \hat{\beta}_N) - q\|_2$ without assuming correct parametric specification (Chen and Shen 1998). This provides a means to estimate q for $\hat{\rho}_{\text{DRL}(\mathcal{M}_3)}$, either parametrically or nonparametrically.

If we use q as estimated parametrically above, we can also establish the asymptotic behavior of $\hat{\rho}_{\text{DM}}$. Again, as in the case of $\hat{\rho}_{\text{MIS}}$, because $\hat{\rho}_{\text{DM}}$ lacks the doubly robust structure, we must have parametric rates on q -estimation in order to achieve $1/n$ MSE scaling in the below, unlike the case of $\hat{\rho}_{\text{DRL}(\mathcal{M}_3)}$ where q -estimation can have slow nonparametric rates.

THEOREM 18 (Asymptotic property of $\hat{\rho}_{\text{DM}}$). *Let $\hat{\rho}_{\text{DM}} = (1 - \gamma)\mathbb{E}_{p_{\pi_e}^{(0)}}[\mathbb{E}_{a \sim \pi_e(s)}\{q(s, a; \hat{\beta}_{f_q}) \mid s\}]$.*

Suppose the assumptions of Theorem 17 hold. Then $\sqrt{n}(\hat{\rho}_{\text{DM}} - \rho^{\pi_e}) \xrightarrow{d} \mathcal{N}(0, V_{\text{DM}})$ where

$$V_{\text{DM}} = (1 - \gamma)^2 \mathbb{E}_{p_{\pi_e}^{(0)}}[\mathbb{E}_{a \sim \pi_e(s)}[\nabla_{\beta^\top} q(s, a; \beta) \mid s]] V_{\beta} \mathbb{E}_{p_{\pi_e}^{(0)}}[\mathbb{E}_{\pi_e}[\nabla_{\beta} q(s, a; \beta) \mid s]] \Big|_{\beta = \beta^*}.$$

Interestingly, this is smaller than or equal to the efficiency bound in \mathcal{M}_3 . This is not a contradiction since the above $\hat{\rho}_{\text{DM}}$ is not regular wrt \mathcal{M}_3 as it assumes the well-specification of the parametric model $q(s, a; \beta)$, which leads to the smaller model than \mathcal{M}_3 .

LEMMA 2. $V_{\text{DM}} \leq \text{EB}(\mathcal{M}_3)$.

This result is well-known in the bandit setting when we use a binary deterministic policy (Tan 2007). Our result can be seen as its generalization to the more complex MDP setting.

REMARK 9. Ueno et al. (2011), Lueckett et al. (2018) considered related semiparametric estimation techniques for the v -function. Compared with that, our focus is a q -function estimation rather than a value function estimation. Note many traditional TD-type methods (Sutton and Barto 2018), including LSTD(λ) (Nedić and Bertsekas 2003, Boyan 1999), Gradient Temporal Difference learning (GTD) (Sutton et al. 2009b), Temporal Difference learning with Gradient Correction (TDC) (Sutton et al. 2009a), and Off-Policy LSTD (Yu 2012) are also defined as the solution to estimating equations as in Eq. (17). For details, refer to Ueno et al. (2011), Yu et al. (2018). The asymptotic MSEs of these methods can be calculated as in Theorem 17.

8. Experimental Results

In this section, we conduct experiments to compare our method with existing off-policy evaluation methods. We consider a simpler setting that perfectly fits the theory and a more challenging setting that requires some function approximation.

8.1. Taxi Environment

First we consider the Taxi environment and focus on simple w - and q -estimators in order to illustrate the doubly robust property of our method. For detail on this environment, see Liu et al. (2018a).

We set our target evaluation policy to be the final policy $\pi_e = \pi^*$ after running q -learning for 1000 iterations. We set another policy π_+ as the result after 150 iterations. The behavior policy is then defined as $\pi_b = \alpha\pi^* + (1 - \alpha)\pi_+$, where we range α to vary the overlap. We show results for $\alpha = 0.2, 0.6$ here and provide additional results for $\alpha = 0.4, 0.8$ in Section D. We consider the case with the behavior policy known and set $\gamma = 0.98$. Note that this π^*, π_+ are fixed in each setting.

We estimate all w -functions following Example 1. For q -functions, we use a value iteration for the approximated MDP based on the empirical distribution. Then, we compare $\hat{\rho}_{\text{IS}}, \hat{\rho}_{\text{DRL}(\mathcal{M}_1)}, \hat{\rho}_{\text{MIS}}, \hat{\rho}_{\text{DM}},$ and $\hat{\rho}_{\text{DRL}(\mathcal{M}_3)}$. We consider observing a single trajectory ($N = 1$) of increasing length $T, T \in [50000, 100000, 200000, 400000]$. For each, we consider 200 replications. Note that we use adaptive (in-sample) fitting and not cross-fitting because $N = 1$. In addition, we do not compare to a marginalized importance sampling estimator or to $\hat{\rho}_{\text{DRL}(\mathcal{M}_2)}$ because μ_t cannot be estimated with $N = 1$ (e.g., the empirical estimated marginal importance $\hat{\mu}_t$ is just ν_t).

To study the effect of doubly robust property, we consider three settings.

- (1) Both w -model and q -model are correct.
- (2) Only w -model is correct: we add noise $\mathcal{N}(1.0, 1.0)$ to $\hat{q}(s, a)$.
- (3) Only q -model is correct: we add noise $\mathcal{N}(1.0, 1.0)$ to $\hat{w}(s)$.

Results and Discussion: We report the resulting MSE over the replications for each estimator in each setting in Figs. 6 to 11.

First, we note that the estimator $\hat{\rho}_{\text{DRL}(\mathcal{M}_3)}$ handily outperforms the standard IS and DR estimators, $\hat{\rho}_{\text{IS}}, \hat{\rho}_{\text{DR}},$ in every setting. This is owed to the fact that these do not leverage the MDP structure. The competitive comparison is of course to DM and MIS.

We find that, in the large-sample regime, $\hat{\rho}_{\text{DRL}(\mathcal{M}_3)}$ dominates all other estimators across all settings. First, for $T = 400000$, it has the lowest MSE among all estimators for each setting. Second, while in some settings it has MSE similar to another method, it beats it handily in another setting. Compared to DM, the MSE is similar when the q -function is well-specified but $\hat{\rho}_{\text{DRL}(\mathcal{M}_3)}$ does much better when q is ill-specified. Compared to MIS, the MSE is similar when *both* the w -function is

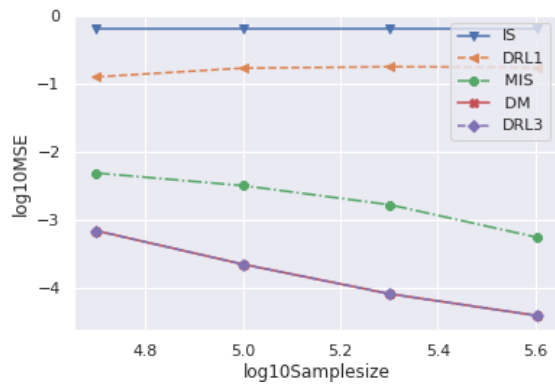


Figure 6 Setting (1) with $\alpha = 0.2$

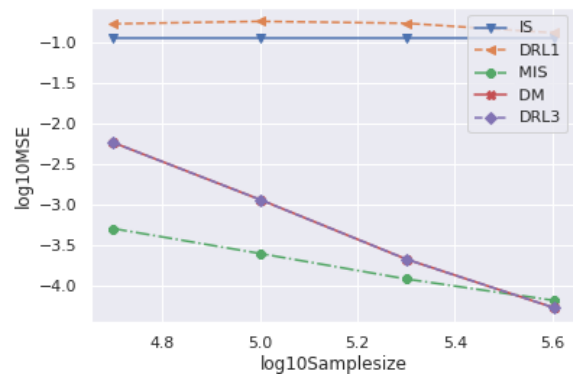


Figure 7 Setting (1) with $\alpha = 0.6$

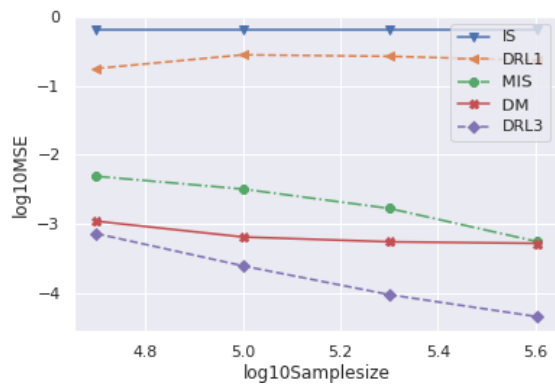


Figure 8 Setting (2) with $\alpha = 0.2$

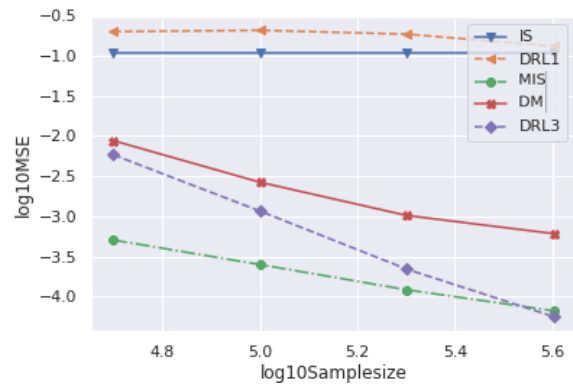


Figure 9 Setting (2) with $\alpha = 0.6$

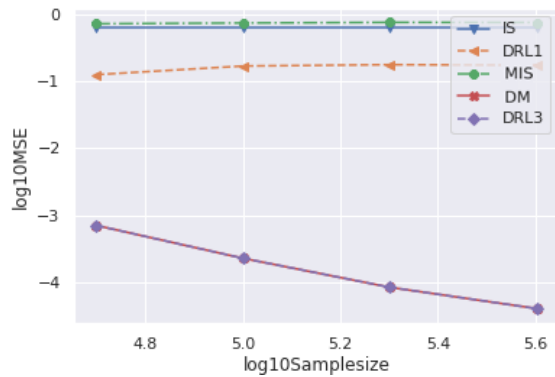


Figure 10 Setting (3) with $\alpha = 0.2$

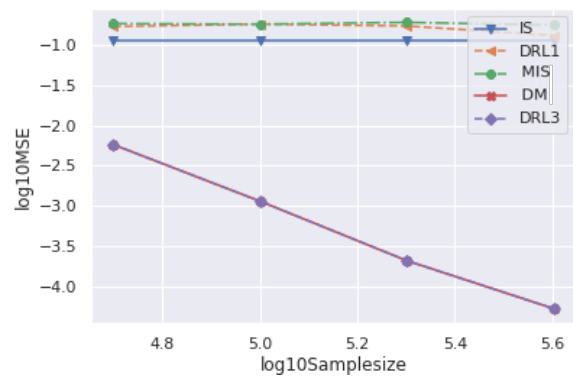


Figure 11 Setting (3) with $\alpha = 0.6$

well-specified and there is good overlap but $\hat{\rho}_{\text{DRL}(\mathcal{M}_3)}$ performs much better when either specification or overlap fails. This is of course owed to the doubly robust structure and the efficiency of $\hat{\rho}_{\text{DRL}(\mathcal{M}_3)}$.

In the small-to-medium sample regime, $\hat{\rho}_{\text{DRL}(\mathcal{M}_3)}$ performs the best among all estimators *except* when overlap is good ($\alpha = 0.6$) and w is well specified (settings (2) and (3)). In these cases, for the small-to-medium sample regime, MIS performs better. However, as in the large-sample regime, it performs much worse in small-to-medium samples too when overlap is bad or when w is misspecified. In particular, in setting (2) with $\alpha = 0.2$, $\hat{\rho}_{\text{DRL}(\mathcal{M}_3)}$ has performance much better than all other estimators across the sample-size regimes.

Because having either parametric misspecification or nonparametric rates for \hat{w} and \hat{q} is unavoidable in practice (for continuous state-action spaces), the estimator $\hat{\rho}_{\text{DRL}(\mathcal{M}_3)}$ is superior. This is doubly true when overlap can be weak.

8.2. CartPole Environment

We next conduct an experiment in the CartPole environment based on the implementation of OpenAI Gym (Brockman et al. 2016). In the CartPole environment, the state space is continuous and four-dimensional and the action space is binary. Thus, we require flexible models for w and q and may not be able to guarantee their precise convergence. Moreover, the environment has an absorbing state and therefore our trajectories are highly non-stationary, yet we show our method still works in practice as suggested by Remark 8.

We set the target and behavior policy in the following way. First, we run Deep Q-Network (DQN) in an *online* interaction with the environment to learn q^* , following OpenAI’s default implementation.⁴ Then, based on q^* , we define a range softmax policies given by a temperature parameter τ : $\pi(a | s : \tau) \propto \exp(Q(s, a)/\tau)$. We then set the behavior policy as $\pi_b(a | s) = \pi(a | s : 1.0)$, and we consider a variety of evaluation policies $\pi_e(a | s) = \pi(a | s : \tau)$ for $\tau \in [0.7, 0.9, 1.1, 1.3]$. The training dataset is generated by executing the behavior policy with a fixed horizon length $T = 1000$. Specifically, if the agent visits the terminal absorbing states before 1000 steps, the rest of the trajectory will consist of repeating the last state. We consider observing $N \in [50, 100, 200, 400]$ trajectories, *i.e.*, $n \in [50, 100, 200, 400] \times 1000$ transitions.

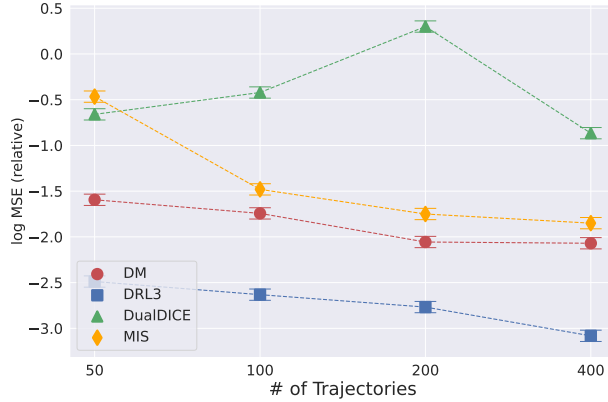


Figure 12 CartPole: $\tau = 1.3$ and N varying.

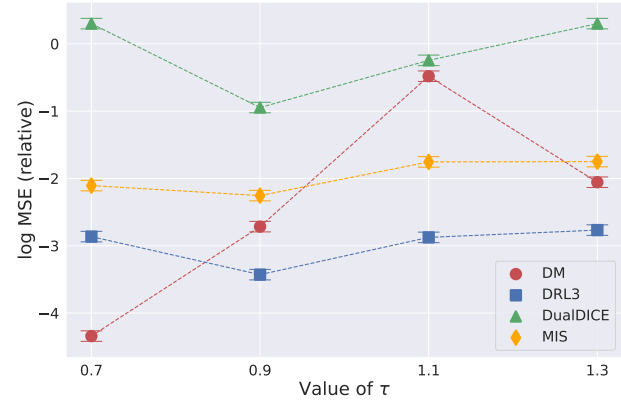


Figure 13 CartPole: $N = 200$ and τ varying.

We estimate w using a minimax approach leveraging Eq. (11). Namely, we consider a model $w(s; \beta)$ given a neural network with 32 units in each, ReLU activations for hidden layers, and a softplus activation for the output to ensure nonnegative output. Then, we fit the weights β by minimizing the maximum of the left-hand-side of Eq. (15) over all f_w in the unit ball of the reproducing kernel Hilbert space (RKHS) with the Gaussian kernel $k(x_i, x_j) = \exp(-\|x_i - x_j\|^2 / (2\sigma^2))$. We similarly estimate q leveraging Eq. (18). We again use the same neural network architecture for $q(s, a; \beta)$ except that the input has one more dimension and we do not apply an activation to the output. We again consider f_q in the same RKHS unit ball (but with one more input dimension). For both w - and q -estimation, we normalize all data to have mean zero and unit variance and set the length-scale parameter σ to the median of pairwise distances in the data. We use Adam to optimize the neural networks and set the learning rate to 0.005.

We compare MIS ($\hat{\rho}_{\text{MIS}}$), DM ($\hat{\rho}_{\text{DM}}$) and DRL3 ($\hat{\rho}_{\mathcal{M}_3}$) using the above w - and q -estimators. We also use these to DualDICE (Nachum et al. 2019), which is a variant of the MIS estimator. In DualDICE, the w estimator is based on a different minimax objective function using two neural networks. We choose hyperparameters to be the same as in the implementation of Uehara et al. (2020).

Results and Discussion: We run 40 replications of the experiment for each τ and N and consider the MSE of each algorithm relative to $(\rho^{\pi_e} - \rho^{\pi_b})^2$. To estimate the latter normalizer, we estimate each of $\rho^{\pi_e}, \rho^{\pi_b}$ as a simple sample average using 1000 *on-policy* trajectories. This normalization enhances interpretability as we vary τ .

In Fig. 12 we report the results for varying N and fixing $\tau = 1.3$. We show the relative MSEs on a logarithmic scale with 90%-confidence intervals. We observe that DRL clearly outperforms the other estimators. This can be attributed to the fact that both w - and q -estimators are flexible, and hence have high variance, which influences the variance of both MIS and DM, respectively, while DRL is largely insensitive to the particular w - and q -estimators. One exception is $\tau = 0.7, N = 200$, where we see DM performs better than DR. On the other hand, MIS always performs worse than DR. This would suggest that w -estimation is more difficult than q -estimation in this environment, possibly because of the non-stationarity of the data. Finally, we note DualDICE performs consistently badly across the settings, which can be attributed to the instability of the minimax optimization of two neural networks involved in its w -estimation.

9. Conclusions

We established the efficiency bound for OPE in a time-invariant Markov decision process in the regime where N is (potentially) finite and $T \rightarrow \infty$. This novel lower bound quantifies how fast one could hope to estimate policy value in a model usually assumed in RL. According to our results, many IS and DR OPE estimators used in RL are in fact not leveraging this structure to the fullest and are inefficient. This leads to MSE that is suboptimal in *rate*, not just in leading coefficient. We instead proposed the first efficient estimator achieving the efficiency bound, while also enjoying a double robustness property at the same time. We hope our work inspires others to further develop estimators that build on ours by leveraging MDP structure as we have here and perhaps combining this with ideas like balancing (Kallus 2018), stability (Kallus and Uehara 2019), or blending (Thomas and Brunskill 2016) that can improve the finite-sample performance in addition to our asymptotic efficiency. Finally, we remark that although we focus on parametric estimation of nuisance functions, recent works address nonparametric estimation. For details, refer to Huang and Jiang (2022), Uehara et al. (2021a).

Endnotes

1. OPE can also sometimes refer to estimating the whole value or quality function of a policy; here he focus on estimating the mean reward.
2. While in control settings one often needs to restrict to standard Borel measurable spaces due to measurability issues when optimizing (Hernández-Lerma and Lasserre 2012), since we are only considering evaluation, we do not require such a restriction.
3. In greatest generality, MDPs need not restrict the conditional new state s' distributions to be absolutely continuous with respect to the same base measure for all state-action pairs s, a . And, the same for reward and policy distributions. We make this restriction here to be able to easily consider perturbations to the MDP distributions in a semiparametric framework.
4. <https://github.com/openai/baselines>.

References

- Antos A, Szepesvári C, Munos R (2008) Fitted q-iteration in continuous action-space mdps. *Advances in Neural Information Processing Systems 20*, 9–16.
- Bertsekas DP (2012) *Dynamic programming and optimal control*. Athena Scientific optimization and computation series (Belmont, Mass: Athena Scientific), 4th ed. edition.
- Bickel PJ, Klaassen CAJ, Ritov Y, Wellner JA (1998) *Efficient and Adaptive Estimation for Semiparametric Models* (Springer).
- Boyan JA (1999) Least-squares temporal difference learning. *ICML*, 49–56.
- Bradley RC (2005) Basic properties of strong mixing conditions. a survey and some open questions. *Probability Surveys* 2:107–144.
- Brockman G, Cheung V, Pettersson L, Schneider J, Schulman J, Tang J, Zaremba W (2016) OpenAI gym. *arXiv preprint arXiv:1606.01540* .
- Chen X (2007) Chapter 76 large sample sieve estimation of semi-nonparametric models. *Handbook of Econometrics* 6:5549–5632.
- Chen X, Shen X (1998) Sieve extremum estimates for weakly dependent data. *Econometrica* 66:289–314.
- Chernozhukov V, Chetverikov D, Demirer M, Dufo E, Hansen C, Newey W, Robins J (2018) Double/debiased machine learning for treatment and structural parameters. *Econometrics Journal* 21:C1–C68.

- Davidson JEH (1994) *Stochastic limit theory :an introduction for econometricians*. Advanced texts in econometrics (Oxford).
- Dudik M, Erhan D, Langford J, Li L (2014) Doubly robust policy evaluation and optimization. *Statistical Science* 29:485–511.
- Ertefaie A (2014) Constructing dynamic treatment regimes in infinite-horizon settings. *arXiv preprint arXiv:1406.0764* .
- Farajtabar M, Chow Y, Ghavamzadeh M (2018) More robust doubly robust off-policy evaluation. *In Proceedings of the 35th International Conference on Machine Learning* 1447–1456.
- Gottesman O, Johansson F, Komorowski M, Faisal A, Sontag D, Doshi-Velez F, Celi LA (2019) Guidelines for reinforcement learning in healthcare. *Nat Med* 25:16–18.
- Hahn J (1997) Efficient estimation of panel data models with sequential moment restrictions. *Journal of Econometrics* 79:1–21.
- Hernández-Lerma O, Lasserre JB (2012) *Discrete-time Markov control processes: basic optimality criteria*, volume 30 (Springer Science & Business Media).
- Hirano K, Imbens G, Ridder G (2003) Efficient estimation of average treatment effects using the estimated propensity score. *Econometrica* 71:1161–1189.
- Huang A, Jiang N (2022) Beyond the return: Off-policy function estimation under user-specified error-measuring distributions. *arXiv preprint arXiv:2210.15543* .
- Huang J, Jiang N (2020) From importance sampling to doubly robust policy gradient. *International Conference on Machine Learning*, 4434–4443 (PMLR).
- Ibragimov IA, Linnik YV (1971) *Independent and stationary sequences of random variables* (The Netherlands: Walters-Noordhof).
- Jiang N, Li L (2016) Doubly robust off-policy value evaluation for reinforcement learning. *In Proceedings of the 33rd International Conference on International Conference on Machine Learning-Volume* 652–661.
- Jones GL (2004) On the markov chain central limit theorem. *Probab. Surveys* 1:299–320.
- Kallus N (2018) Balanced policy evaluation and learning. *Advances in Neural Information Processing Systems*, 8895–8906.

- Kallus N, Uehara M (2019) Intrinsically efficient, stable, and bounded off-policy evaluation for reinforcement learning. *Advances in Neural Information Processing Systems* 32, 3320–3329.
- Kallus N, Uehara M (2020a) Double reinforcement learning for efficient off-policy evaluation in markov decision processes. *Journal of Machine Learning Research* 21(167):1–63.
- Kallus N, Uehara M (2020b) Efficient evaluation of natural stochastic policies in offline reinforcement learning. *arXiv preprint arXiv: 2006.03886* .
- Kallus N, Uehara M (2020c) Statistically efficient off-policy policy gradients. *International Conference on Machine Learning*, 5089–5100 (PMLR).
- Khan S, Tamer E (2010) Irregular identification, support conditions, and inverse weight estimation. *Econometrica* 78:2021–2042.
- Klaassen CAJ (1987) Consistent estimation of the influence function of locally asymptotically linear estimators. *The Annals of Statistics* 15:1548–1562.
- Kosorok MR (2008) *Introduction to Empirical Processes and Semiparametric Inference*. Springer Series in Statistics (New York, NY: Springer New York).
- Lagoudakis M, Parr R (2004) Least-squares policy iteration. *Journal of Machine Learning Research* 4:1107–1149.
- Li L, Munos R, Szepesvari C (2015) Toward minimax off-policy value estimation. *In Proceedings of the 18th International Conference on Artificial Intelligence and Statistics* 608–616.
- Liu Q, Li L, Tang Z, Zhou D (2018a) Breaking the curse of horizon: Infinite-horizon off-policy estimation. *Advances in Neural Information Processing Systems* 31, 5356–5366.
- Liu Y, Gottesman O, Raghu A, Komorowski M, Faisal AA, Doshi-Velez F, Brunskill E (2018b) Representation balancing mdps for off-policy policy evaluation. *Advances in Neural Information Processing Systems* 31, 2644–2653.
- Luckett DJ, Laber EB, Kahkoska AR, Maahs DM, Mayer-Davis E, Kosorok MR (2018) Estimating dynamic treatment regimes in mobile health using v-learning. *Journal of the American Statistical Association* 1–34.

- Mahmood AR, van Hasselt HP, Sutton RS (2014) Weighted importance sampling for off-policy learning with linear function approximation. *Advances in Neural Information Processing Systems 27*, 3014–3022.
- Mandel T, Liu Y, Levine S, Brunskill E, Popovic Z (2014) Off-policy evaluation across representations with applications to educational games. *In Proceedings of the 13th International Conference on Autonomous Agents and Multi-agent Systems* 1077–1084.
- Meyn S, Tweedie RL (2009) *Markov Chains and Stochastic Stability* (New York: Cambridge University Press), 2nd ed. edition.
- Munos R, Stepleton T, Harutyunyan A, Bellemare M (2016) Safe and efficient off-policy reinforcement learning. *Advances in Neural Information Processing Systems 29*, 1054–1062.
- Murphy SA (2003) Optimal dynamic treatment regimes. *Journal of the Royal Statistical Society: Series B (Statistical Methodology)* 65:331–355.
- Murphy SA, Van Der Laan MJ, Robins JM (2001) Marginal mean models for dynamic regimes. *Journal of the American Statistical Association* 96:1410–1423.
- Nachum O, Chow Y, Dai B, Li L (2019) Dualdice: Behavior-agnostic estimation of discounted stationary distribution corrections. *Advances in Neural Information Processing Systems 2019 (To appear)* .
- Nedić A, Bertsekas DP (2003) Least squares policy evaluation algorithms with linear function approximation. *Discrete Event Dynamic Systems* 13:79–110.
- Newey WK (1990) Semiparametric efficiency bounds. *Journal of applied econometrics* 5(2):99–135.
- Precup D, Sutton R, Singh S (2000) Eligibility traces for off-policy policy evaluation. *In Proceedings of the 17th International Conference on Machine Learning* 759–766.
- Robins JM, Rotnitzky A, Zhao LP (1994) Estimation of regression coefficients when some regressors are not always observed. *Journal of the American Statistical Association* 89:846–866.
- Rotnitzky A, Smucler E, Robins J (2019) Characterization of parameters with a mixed bias property. *arXiv preprint arXiv:1509.02556* .
- Scharfstein D, Rotnizky A, Robins JM (1999) Adjusting for nonignorable dropout using semi-parametric models. *Journal of the American Statistical Association* 94:1096–1146.

- Smucler E, Rotnitzky A, Robins JM (2019) A unifying approach for doubly-robust ℓ_1 regularized estimation of causal contrasts. *arXiv preprint arXiv:1904.03737* .
- Sutton RS, Barto AG (2018) *Reinforcement learning: An introduction* (Cambridge: MIT press).
- Sutton RS, Maei HR, Precup D, Bhatnagar S, Silver D, Szepesvári C, Wiewiora E (2009a) Fast gradient-descent methods for temporal-difference learning with linear function approximation. *Proceedings of the 26th Annual International Conference on Machine Learning*, 993–1000, ICML '09.
- Sutton RS, Maei HR, Szepesvári C (2009b) A convergent $\mathcal{O}(n)$ temporal-difference algorithm for off-policy learning with linear function approximation. Koller D, Schuurmans D, Bengio Y, Bottou L, eds., *Advances in Neural Information Processing Systems 21*, 1609–1616.
- Tan Z (2007) Comment: Understanding or, ps and dr. *Statistical Science* 22(4):560–568, ISSN 08834237.
- Tang Z, Feng Y, Li L, Zhou D, Liu Q (2020) Harnessing infinite-horizon off-policy evaluation: Double robustness via duality. *ICLR 2020 (To appear)* .
- Thomas P, Brunskill E (2016) Data-efficient off-policy policy evaluation for reinforcement learning. *In Proceedings of the 33rd International Conference on Machine Learning* 2139–2148.
- Tripathi G (1999) A matrix extension of the Cauchy-Schwarz inequality. *Economics Letters* 63:1–3.
- Tsiatis AA (2006) *Semiparametric Theory and Missing Data*. Springer Series in Statistics (New York, NY: Springer New York).
- Uehara M, Huang J, Jiang N (2020) Minimax weight and q-function learning for off-policy evaluation. *International Conference on Machine Learning*, 9659–9668.
- Uehara M, Imaizumi M, Jiang N, Kallus N, Sun W, Xie T (2021a) Finite sample analysis of minimax offline reinforcement learning: Completeness, fast rates and first-order efficiency. *arXiv preprint arXiv:2102.02981* .
- Uehara M, Imaizumi M, Jiang N, Kallus N, Sun W, Xie T (2021b) Finite sample analysis of minimax offline reinforcement learning: Completeness, fast rates and first-order efficiency. *arXiv preprint arXiv:2102.02981* .
- Ueno T, Kawanabe M, Mori T, Maeda SI, Ishii S (2011) Generalized td learning. *Journal of Machine Learning Research* 12:1977—2020.

- van der Vaart AW (1991) On differentiable functionals. *Ann. Statist.* 19:178–204.
- van der Vaart AW (1998) *Asymptotic statistics* (Cambridge, UK: Cambridge University Press).
- Xie T, Ma Y, Wang YX (2019) Towards optimal off-policy evaluation for reinforcement learning with marginalized importance sampling. *Advances in Neural Information Processing Systems 32*, 9665–9675.
- Yu H (2012) Least squares temporal difference methods: An analysis under general conditions. *SIAM Journal on Control and Optimization* 50(6):3310–3343.
- Yu H, Mahmood AR, Sutton RS (2018) On generalized bellman equations and temporal-difference learning. *The Journal of Machine Learning Research* 19(1):1864–1912.
- Zhang B, Tsiatis AA, Laber EB, Davidian M (2013) Robust estimation of optimal dynamic treatment regimes for sequential treatment decisions. *Biometrika* 100(3):681–694.
- Zheng W, van Der Laan MJ (2011) Cross-validated targeted minimum-loss-based estimation. *Targeted Learning: Causal Inference for Observational and Experimental Data*, 459–474, Springer Series in Statistics (New York, NY: Springer New York).

Appendix

A. Notation

We first summarize the notation we use in Table 2. Following empirical process theory literature, in the proofs, we also use \mathbb{P} to denote expectations interchangeably with $\mathbb{E}[\cdot]$.

Table 2 Notation

$\mathcal{M}_1, \mathcal{M}_{1,b}$	NMDP model, see Definition 1
$\mathcal{M}_2, \mathcal{M}_{2,b}$	TMDP model, see Definition 2
$\mathcal{M}_3, \mathcal{M}_{3,b}$	MDP model, see Definition 3
$p_{\pi_e}^{(0)}(s)$	Known initial distribution we want to evaluate
$p_{\pi_b}^{(0)}(s)$	Marginal distribution of offline data over the state space
\mathcal{J}	$(s_0, a_0, r_0, s_1, a_1, r_1, \dots)$
$\mathcal{J}_{s_t}, \mathcal{J}_{a_t}$	History up to s_t or to a_t , respectively
$\mathcal{H}_{s_t}, \mathcal{H}_{a_t}$	History up to s_t or to a_t , respectively, excluding reward variables
$r_t, s_t, a_t,$	Reward, state, and action at t
η_t	$\pi_{e,t}/\pi_{b,t}$
ρ^π	Policy value, $\lim_{T \rightarrow \infty} c_T(\gamma) \mathbb{E}_\pi[\sum_{t=0}^T \gamma^t r_t]$
ρ_T^π	$c_T(\gamma) \mathbb{E}_\pi[\sum_{t=0}^T \gamma^t r_t]$
$p_{\pi, \gamma}^{(\infty)}(s)$	Average visitation distribution of the policy π with discount rate γ
$p_\pi^{(\infty)}(s)$	Stationary distribution
$w(s)$	$p_{\pi_e, \gamma}^{(\infty)}(s)/p_b^{(0)}(s)$
∇_β	Differentiation with respect to β
$\pi_e(a s), \pi_b(a s)$	Target and behavior policies respectively
$v(s)$	Value function
$q(s, a)$	q -function
$\nu_t(\mathcal{H}_{a_t})$	Cumulative density ratio $\prod_{k=0}^t \pi_{e,k}/\pi_{b,k}$
$\mu_t(s_t, a_t)$	Marginal density ratio $\mathbb{E}[\nu_t s_t, a_t]$
$\eta(s, a)$	Instantaneous density ratio $\pi_e(a s)/\pi_b(a s)$
C, R_{\max}	Upper bound of density ratio and reward, respectively
$\ \cdot\ _p$	L^p -norm $\mathbb{E}[f^p]^{1/p}$
$\mathbb{E}_\pi[\cdot], \mathbb{P}_\pi$	Expectation with respect to a sample from a policy π
$\mathbb{E}[\cdot], \mathbb{P}$	Same as above for $\pi = \pi_b$
$\mathbb{E}_N[\cdot], \mathbb{P}_N, \mathbb{P}_T$	Empirical or time average (based on sample from a behavior policy)
$\mathcal{D}_0, \mathcal{D}_1$	The split samples when using cross-fitting, $\mathcal{D}_0 \cup \mathcal{D}_1 = \{1, \dots, N\}$
N_j	The size of \mathcal{D}_j
$\mathbb{E}_{N_j}, \mathbb{P}_{N_j}$	Empirical expectation on \mathcal{D}_j
\mathbb{G}_N	Empirical process $\sqrt{N}(\mathbb{P}_N - \mathbb{P})$
$A_N = \mathcal{O}_p(a_N)$	The term A_N/a_N converges to zero in probability
$A_N = \mathcal{O}_p(a_N)$	The term A_N/a_N is bounded in probability

B. Technical Background

B.1. Some Definitions

DEFINITION 4 (\mathbb{P} -DONSKER). A class \mathcal{F} of measurable functions f is called \mathbb{P} -Donsker when the sequence of processes $\sqrt{n}(\mathbb{P}_n - \mathbb{P})$ converges in distribution to a tight limit process in the space $l^\infty(\mathcal{F})$ as $n \rightarrow \infty$.

If the class \mathcal{F} has a square-integrable envelope and a finite uniform entropy integral, then \mathcal{F} is \mathbb{P} -Donsker (van der Vaart 1998, Theorem 19.14).

Next we review the definitions of the standard mixing coefficients (Davidson 1994, Chapter 14).

DEFINITION 5 (MIXING COEFFICIENTS). Consider a stationary stochastic process X_1, X_2, \dots , *i.e.*, identically distributed but possibly dependent. Let P denote the joint measure of the process, define $\mathcal{Q}_a^b = \sigma(X_a, \dots, X_b)$ as the sigma algebra corresponding to subsequences of variable, and let $L^2(\mathcal{Q}_a^b)$ be the corresponding space of square-integrable functions. Then we have the following definitions:

$$\begin{aligned}\alpha_m &= \sup_t \sup_{G \in \mathcal{Q}_1^t, H \in \mathcal{Q}_{t+m}^\infty} |P(G \cap H) - P(G)P(H)|, \\ \beta_m &= \sup_t \sup_{H \in \mathcal{Q}_{t+m}^\infty} |P(H|\mathcal{Q}_1^t) - P(H)|, \\ \phi_m &= \sup_t \sup_{G \in \mathcal{Q}_1^t, H \in \mathcal{Q}_{t+m}^\infty, P(G) > 0} |P(H|G) - P(H)|, \\ \rho_m &= \sup_t \sup_{g \in L^2(\mathcal{Q}_1^t), h \in L^2(\mathcal{Q}_{t+m}^\infty)} |\text{Corr}(g, h)|.\end{aligned}$$

Each of these coefficients measures the amount of dependence when we consider subsequences that are separated by m jumps. The more ergodic the process, the faster these shrink toward zero as m grows. An independent process has all of these always equal zero.

These coefficients satisfy the following relationships (Bradley 2005):

$$2\alpha_m \leq \beta_m \leq \phi_m, \quad 4\alpha_m \leq \rho_m \leq 2\phi_m^{1/2}. \quad (20)$$

B.2. Semiparametric Theory

In this section, we expand on Section 1.3 to briefly review the precise definitions and results of semiparametric theory that we use following (van der Vaart 1998, Bickel et al. 1998). We focus on scalar estimands for simplicity since our OPE problem involves a scalar estimand. We denote the all of the data $\{O_i\}_{i=1}^n$ as O^n , the estimand as $R: \mathcal{M} \rightarrow \mathbb{R}$, and the estimator as $\hat{R}(O^n)$. We let μ be a dominating measure for \mathcal{M} such that $\mu \gg F$ for $F \in \mathcal{M}$.

B.2.1. Definitions

DEFINITION 6 (INFLUENCE FUNCTION OF ESTIMATORS). An estimator $\hat{R}(O^n)$ is asymptotically linear (AL) with influence function (IF) $\psi(O)$ if

$$\sqrt{n}(\hat{R}(O^n) - R(F)) = \frac{1}{\sqrt{n}} \sum_{i=1}^n \psi(O_i) + o_p(1/\sqrt{n}).$$

DEFINITION 7 (ONE-DIMENSIONAL SUBMODEL AND ITS SCORE FUNCTION). A one-dimensional submodel of \mathcal{M} passing through F is a set of distributions $\{F_\epsilon : \epsilon \in (-1, 1)\} \subset \mathcal{M}$ such that: (a) $F_0 = F$, (b) the score function

$$s(O; \epsilon) = \frac{d}{d\epsilon} \log(dF_\epsilon/d\mu)(O)$$

exists, (c) $\mathbb{E}s^2(O; 0) < \infty$, and (d) $\mathbb{E} \sup_{\epsilon \in (-1, 1)} |dF_\epsilon/d\mu(O)| < \infty$.

The score of the submodel at F is defined as $s(O) = s(O; 0)$. By definition it belongs to L_2 , the Hilbert space of square-integrable functions wrt F .

DEFINITION 8 (TANGENT SPACE). The tangent space at F wrt \mathcal{M} is the linear closure of the score functions at F over all one-dimensional submodels wrt L_2 .

Note that the tangent space is always a cone.

DEFINITION 9 (PATHWISE DIFFERENTIABILITY). A functional $R(F)$ is pathwise differentiable at F wrt \mathcal{M} if there exists a function $D_F(O)$ such that any one-dimensional submodel $\{F_\epsilon\}$ of \mathcal{M} passing through F with score function $s(O)$ satisfies

$$\left. \frac{dR(F_\epsilon)}{d\epsilon} \right|_{\epsilon=0} = \mathbb{E}[D_F(O)s(O)].$$

The function $D_F(O)$ is called a gradient of $R(F)$ at F wrt \mathcal{M} . The efficient IF (EIF, or canonical gradient) of $R(F)$ wrt \mathcal{M} is the unique gradient $\tilde{D}_F(O)$ of $R(F)$ at F wrt \mathcal{M} that belongs to the tangent space at F wrt \mathcal{M} .

Next, we define regular estimators, which are those whose limiting distribution is insensitive to local changes to the data-generating process. It excludes, for example, super-efficient pathologies such as the Hodge estimator.

DEFINITION 10 (REGULAR ESTIMATORS). An estimator sequence \hat{R} is called regular at F for $R(F)$ wrt \mathcal{M} , if there exists a probability measure L such that, for any one-dimensional submodel $\{F_\epsilon\}$ of \mathcal{M} passing through F , we have

$$\sqrt{n}\{\hat{R}(O^n) - R(F_{1/\sqrt{n}})\} \text{ with } O^n \sim F_{1/\sqrt{n}}^n, \text{ converges in distribution to } L \text{ as } n \rightarrow \infty.$$

B.2.2. Characterizations The following theorems show that influence functions of asymptotically linear estimators for $R(F)$ and gradients of $R(F)$ correspond to one another and how to compute the EIF. These are both based on Theorem 3.1 of van der Vaart (1991).

THEOREM 19 (Influence functions are gradients). *Suppose $\hat{R}(O^n)$ is an asymptotically linear estimator of $R(F)$ with influence function $D_F(O)$ and that $R(F)$ is pathwise differentiable at F wrt \mathcal{M} . Then, $\hat{R}(O^n)$ is a regular estimator of $R(F)$ wrt \mathcal{M} if and only if and $D_F(O)$ is a gradient of $R(F)$ at F wrt \mathcal{M} .*

COROLLARY 2 (Characterization of EIF). *The EIF wrt \mathcal{M} is the projection of any gradient wrt \mathcal{M} onto the tangent space wrt \mathcal{M} .*

B.2.3. Strategy to calculate the EIF With the above definitions and theorems in mind, our general strategy to construct EIF is as follows.

1. Calculate a gradient $D_F(O)$ of the target functional $R(F)$.
2. Calculate the tangent space wrt \mathcal{M} .
3. Either:
 - (a) Show that $D_F(O)$ already lies in the tangent space and is thus the EIF, or
 - (b) Project $D_F(O)$ onto the tangent space to obtain the EIF.

B.2.4. Optimality The efficiency bound is defined as the variance of the EIF, $\text{var}_F[\tilde{D}_F(O)]$. It has the following interpretations. First, the efficiency bound is the lower bound in a local asymptotic minimax sense (van der Vaart 1998, Thm. 25.20).

THEOREM 20 (Local Asymptotic Minimax theorem). *Let $R(F)$ be pathwise differentiable at F wrt \mathcal{M} with the EIF $\tilde{D}_F(O)$. Then, for any estimator sequence $\hat{R}(O^n)$, and symmetric quasi-convex loss function $l: \mathbb{R} \rightarrow [0, \infty)$,*

$$\sup_{m \in \mathbb{N}, \{F_\epsilon^{(1)}\}, \dots, \{F_\epsilon^{(m)}\}} \lim_{n \rightarrow \infty} \sup_{k=1, \dots, m} \mathbb{E}_{F_{1/\sqrt{n}}^{(k)}} [l(\sqrt{n}\{\hat{R}(O^n) - R(F_{1/\sqrt{n}}^{(k)})\})] \geq \int l(u) d\mathcal{N}(0, \text{var}_F[\tilde{D}_F(O)])(u),$$

where the first supremum is taken over all finite collections of one-dimensional submodels of \mathcal{M} passing through F .

The above suprema appear somewhat complicated. It also implies the following weaker but easier to interpret result.

COROLLARY 3. *Under the same assumptions of Theorem 20,*

$$\inf_{\delta > 0} \liminf_{n \rightarrow \infty} \sup_{\|Q-F\|_{TV} \leq \delta} \mathbb{E}_Q [l(\sqrt{n}\{\hat{R}(O^n) - R(Q)\})] \geq \int l(u) d\mathcal{N}(0, \text{var}_F[\tilde{D}_F(O)])(u),$$

where $\|\cdot\|_{TV}$ is the total variation distance.

Second, the efficiency bound can be seen as a pointwise lower bound bound at the specific instance F , if we restrict to regular estimators (van der Vaart 1998, Thm. 25.21).

THEOREM 21 (Convolution theorem). *Let $l: \mathbb{R} \rightarrow [0, \infty)$ be a symmetric quasi-convex loss function. Let $R(F)$ be pathwise differentiable at F wrt \mathcal{M} with EIF $\tilde{D}_F(O)$. Let $\hat{R}(O^n)$ be a regular estimator sequence at F wrt \mathcal{M} with limiting distribution L . Then,*

$$\int l(u) dL(u) \geq \int l(u) d\mathcal{N}(0, \text{var}_F[\tilde{D}_F(O)])(u).$$

Equality holds obviously holds when $L = \mathcal{N}(0, \text{var}_F[\tilde{D}_F(O)])$. We therefore say an estimator is efficient if it is regular and its limiting distribution is $\mathcal{N}(0, \text{var}_F[\tilde{D}_F(O)])$. Note that such would be implied if it were regular and AL with influence function $\tilde{D}_F(O)$. The following implies such is in fact both necessary and sufficient (van der Vaart 1998, Lemma 25.23).

THEOREM 22. *Let $R(F)$ be pathwise differentiable at F wrt \mathcal{M} with the EIF $\tilde{D}_F(O)$. Then an estimator sequence is efficient (regular wrt \mathcal{M} and with limiting distribution $\mathcal{N}(0, \text{var}_F[\tilde{D}_F(O)])$) if and only if is AL with influence function $\tilde{D}_F(O)$.*

C. Proofs

Proof of Theorem 1 We omit the proof since as it can (almost) be concluded as corollary of Theorem 1 of Kallus and Uehara (2020a) where we simply set $T = \infty$ and redefine rewards by multiplying by γ^t . There are only two subtle differences. They prove the efficiency bound when $p(r_t | \mathcal{J}_{a_t}), p(a_t | \mathcal{J}_{s_t}), p(s_t | \mathcal{J}_{r_t})$ are replaced with $p(r_t | \mathcal{H}_{a_t}), p(a_t | \mathcal{H}_{s_t}), p(s_t | \mathcal{H}_{a_t})$, and the initial density is unknown. The former change simply means our conditioning sets are in the efficiency bound are slightly different. The latter change simply eliminates the $k = 0$ term in the efficiency bound.

Proof of Theorem 2 Again we omit the proof as it can (almost) be concluded as a corollary of Theorem 3 of (Kallus and Uehara 2020a). There is a single subtle difference. They prove the efficiency bound when the initial density is unknown. This change simply eliminates the $k = 0$ term in the efficiency bound.

Proof of Corollary 1 We prove the statement for NMDP. For TMDP, the statement is confirmed similarly. We have

$$\begin{aligned} & \lim_{T \rightarrow \infty} (1 - \gamma)^2 \sum_{k=1}^T \mathbb{E}[\gamma^{2(k-1)} \nu_{k-1}^2 \text{var}\{r_{k-1} + v(s_k) | s_{k-1}, a_{k-1}\}] \\ & \lesssim \lim_{T \rightarrow \infty} (1 - \gamma)^2 \sum_{k=1}^T \gamma^{2(k-1)} \|\nu_k\|_\infty^2 < \infty. \end{aligned}$$

The final statement is clear because TMDP is included in NMDP.

Proof of Theorem 3 Let $o = (s, a, r, s')$ and let $L_2 = \{f(o) : \mathbb{E}f^2(o) < \infty\}$. Recall the model is

$$\mathcal{M}_3 = \{p(o) = p(s)p(a|s)p(r|s,a)p(s'|s,a) : p(s)p(a|s) > 0\}.$$

Calculation of the tangent space We first prove that the corresponding tangent space is

$$\begin{aligned}\mathcal{T} &= L_2 \cap (\mathcal{T}_1 + \mathcal{T}_2 + \mathcal{T}_3 + \mathcal{T}_4), \quad \text{where} \\ \mathcal{T}_1 &= \{f(s) : \mathbb{E}[f] = 0\}, \mathcal{T}_2 = \{f(s, a) : \mathbb{E}[f(s, a)|s] = 0\}, \\ \mathcal{T}_3 &= \{f(s, a, s') : \mathbb{E}[f(s, a, s')|s, a] = 0\}, \\ \mathcal{T}_4 &= \{f(s, a, r) : \mathbb{E}[f(s, a, r)|s, a] = 0\}.\end{aligned}$$

Notice that \mathcal{T}_j are orthogonal so the above sum is a direct sum.

For any submodel

$$\{p_\theta(s)p_\theta(a|s)p_\theta(s'|s, a)p_\theta(r|s, a)\},$$

passing through p at $\theta = 0$, the score function can be decomposed as

$$\begin{aligned}g(o) &= g_s(s) + g_{a|s}(s, a) + g_{r|s, a}(s, a, r) + g_{s'|s, a}(s, a, s'), \quad \text{where} \\ g_s(s) &:= \frac{d}{d\theta} \log p_\theta(s), \quad g_{a|s}(s, a) := \frac{d}{d\theta} \log p_\theta(a|s), \\ g_{r|s, a}(s, a, r) &:= \frac{d}{d\theta} \log p_\theta(r|s, a), \quad g_{s'|s, a}(s, a, s') := \frac{d}{d\theta} \log p_\theta(s'|s, a),\end{aligned}$$

where these satisfy

$$\mathbb{E}[g_s(s)] = 0, \quad \mathbb{E}[g_{a|s}(s, a) | s] = 0, \quad \mathbb{E}[g_{r|s, a}(s, a, r) | s, a] = 0, \quad \mathbb{E}[g_{s'|s, a}(s, a, s') | s, a] = 0.$$

Therefore, \mathcal{T} contains the tangent space.

Next, consider any $g(o) \in \mathcal{T}$. Since g is in the direct sum \mathcal{T}_j we can write $g(o) = g_s(s) + g_{a|s}(s, a) + g_{r|s, a}(s, a, r) + g_{s'|s, a}(s, a, s')$. Let $k(x) = 2(1 + e^{-2x})^{-1}$. Notice that k is bounded by 2 and $k(0) = k'(0) = 1$. Consider the submodel

$$p_\theta(s)p_\theta(a|s)p_\theta(r|s, a)p_\theta(s'|s, a), \quad \theta \in (-\epsilon, \epsilon)$$

where

$$\begin{aligned}p_\theta(s) &= p(s)k(\theta g_s(s)), \quad p_\theta(a|s) = p(a|s)k(\theta g_{a|s}(s, a)), \\ p_\theta(s'|s, a) &= p(s'|s, a)k(\theta g_{s'|s, a}(s, a, s')), \quad p_\theta(r|s, a) = p(r|s, a)k(\theta g_{r|s, a}(s, a, r)).\end{aligned}$$

Taking the score of this submodel we see it exactly coincides with g , completing the argument.

Calculation of gradient We show the statement in two steps: (1) calculating some gradient, (2) showing this gradient is in the tangent space of \mathcal{M}_3 . Then, we can conclude that this gradient is actually the EIF.

To calculate a gradient of the target functional $J(\pi_e)$ wrt the model (\mathcal{M}_3) we seek ϕ satisfying

$$\begin{aligned} \nabla_{\theta} \rho^{\pi_e}(\theta)|_{\theta=0} &= \mathbb{E}_{p_b}[\phi(s, a, r, s')g(s, a, r, s')]|_{\theta=0}, \\ \rho^{\pi_e}(\theta) &= \lim_{T \rightarrow \infty} \mathbb{E}[c_T(\gamma) \sum_{t=0}^T \gamma^t r_t | s_0 \sim p_e(s_0), a_0 \sim \pi_e(a_1 | s_1), s_1 \sim p_{\theta}(s_1 | s_0, a_0), r_1 \sim p_{\theta}(r_1 | s_1, a_1), \dots], \end{aligned}$$

where $p_{\theta}(s)p_{\theta}(a | s)p_{\theta}(s' | s, a)p_{\theta}(r | s, a)$ is any submodel, whose score function belongs to the tangent set \mathcal{T} . Note

$$\begin{aligned} \rho^{\pi_e}(\theta) &= \lim_{T \rightarrow \infty} c_T(\gamma) \sum_{t=0}^T \int \gamma^t r_t p_{\theta}(r_t | s_t, a_t) \left\{ \prod_{k=0}^t \pi_e(a_k | s_k) p_{\theta}(s_{k+1} | s_k, a_k) \right\} p_{\pi_e}^{(0)}(s_0) d\lambda(\mathcal{J}_{s_{t+1}}) \\ &= \int \int c_t(\gamma) \gamma^t r_t p_{\theta}(r_t | s_t, a_t) \left\{ \prod_{k=0}^t \pi_e(a_k | s_k) p_{\theta}(s_{k+1} | s_k, a_k) \right\} p_{\pi_e}^{(0)}(s_0) d\lambda(\mathcal{J}_{s_{t+1}}) d\mu'(t) \end{aligned}$$

where μ' is a counting measure on \mathbb{Z} . This is only to emphasize that $\lim_{T \rightarrow \infty} \sum_{t=0}^T$ is an integral wrt the counting measure.

Then, we have

$$\begin{aligned} \nabla_{\theta} \rho^{\pi_e}(\theta)|_{\theta=0} &= C(\theta)|_{\theta=0}, \tag{21} \\ C(\theta) &= \lim_{T \rightarrow \infty} c_T(\gamma) \sum_{t=0}^T \int \gamma^t r_t \nabla p_{\theta}(r_t | s_t, a_t) \left\{ \prod_{k=0}^t \pi_e(a_k | s_k) p_{\theta}(s_{k+1} | s_k, a_k) \right\} p_{\pi_e}^{(0)}(s_0) d\lambda(\mathcal{J}_{s_{t+1}}) \\ &\quad + \lim_{T \rightarrow \infty} c_T(\gamma) \sum_{t=0}^T \int \gamma^t r_t p_{\theta}(r_t | s_t, a_t) \left\{ \prod_{k=0}^t \pi_e(a_k | s_k) \nabla p_{\theta}(s_{k+1} | s_k, a_k) \right\} p_{\pi_e}^{(0)}(s_0) d\lambda(\mathcal{J}_{s_{t+1}}). \end{aligned}$$

This exchange of integration and differentiation is justified by showing

$$\lim_{T \rightarrow \infty} c_T(\gamma) \sum_{t=0}^T \int \gamma^t r_t |\nabla p_{\theta}(r_t | s_t, a_t)| \left\{ \prod_{k=0}^t \pi_e(a_k | s_k) p_{\theta}(s_{k+1} | s_k, a_k) \right\} p_{\pi_e}^{(0)}(s_0) d\lambda(\mathcal{J}_{s_{t+1}}) \tag{22}$$

$$+ \lim_{T \rightarrow \infty} c_T(\gamma) \sum_{t=0}^T \int \gamma^t r_t p_{\theta}(r_t | s_t, a_t) \sum_{k=0}^t \left\{ \prod_{k=0}^t \pi_e(a_k | s_k) |\nabla p_{\theta}(s_{k+1} | s_k, a_k)| \right\} p_{\pi_e}^{(0)}(s_0) d\lambda(\mathcal{J}_{s_{t+1}}). \tag{23}$$

is uniformly upper-bounded by some value around some neighborhood of $\theta = 0$. The first term (22) is equal to

$$\begin{aligned} &\lim_{T \rightarrow \infty} \int c_T(\gamma) \sum_{t=0}^T \mathbb{E}_{\pi_e, \theta}[\gamma^t r_t | g_{R|S,A}(r_t | s_t, a_t)] = \mathbb{E}_{p_{e, \gamma}^{(\infty)}(s:\theta)\pi_e(a|s)p_{\theta}(r|s,a)}[r | g_{R|S,A}(r | s, a : \theta)] \quad (\text{Fubini}) \\ &\leq R_{\max} \mathbb{E}_{p_{e, \gamma}^{(\infty)}(s:\theta)\pi_e(a|s)}[\mathbb{E}_{p_{\theta}(r|s,a)}[|g_{R|S,A}(r | s, a : \theta)| | s, a]] \\ &\leq R_{\max} \mathbb{E}_{p_{e, \gamma}^{(\infty)}(s:\theta)\pi_e(a|s)}\left[\int h(r | s, a) d\mu(r)\right] < \infty, \end{aligned}$$

where $h(r|s, a)$ is some integrable function. Here we leveraged condition (d) in the definition of a one-dimensional submodel.

The second term (23) is equal to

$$\lim_{T \rightarrow \infty} \gamma \int c_T(\gamma) \sum_{c=1}^T \gamma^c \sum_{t=c+1}^T \mathbb{E}_{\pi_{e,\theta}}[\gamma^{t-c-2} r_t | g_{S'|S,A}(s_{t+1} | s_t, a_t : \theta)]$$

by changing an index and recalling

$$|\nabla p_\theta(s_{t+1} | s_t, a_t)| = |g_{S'|S,A}(s_{t+1} | s_t, a_t)| p_\theta(s_{t+1} | s_t, a_t).$$

Then, it can be upper-bounded as follows:

$$\begin{aligned} & \lim_{T \rightarrow \infty} \gamma \int c_T(\gamma) \sum_{c=1}^T \gamma^c \mathbb{E}_{\pi_{e,\theta}}[v(s_{t+1}) | g_{S'|S,A}(s_{t+1} | s_t, a_t : \theta)] && \text{(Tower property)} \\ &= \gamma \mathbb{E}_{p_{e,\gamma}^{(\infty)}(s:\theta)\pi_e(a|s)p_\theta(s'|s,a)}[v(s') | g_{S'|S,A}(s' | s, a : \theta)] && \text{(Definition of discounted occupancy measure)} \\ &\leq (1 - \gamma)^{-1} R_{\max} \gamma \mathbb{E}_{p_{e,\gamma}^{(\infty)}(s:\theta)\pi_e(a|s)}[\mathbb{E}_{p_\theta(s'|s,a)}[|g_{S'|S,A}(s' | s, a : \theta)|]] \\ &\leq (1 - \gamma)^{-1} R_{\max} \gamma \mathbb{E}_{p_{e,\gamma}^{(\infty)}(s:\theta)\pi_e(a|s)}\left[\int h(s' | s, a) d(s')\right] < \infty, \end{aligned}$$

where $h(s' | s, a)$ is some integrable function. Combing all together, the exchange of integration and differentiation (21) is justified.

Now, we calculate $\nabla \rho^{\pi_e}(\theta)|_{\theta=0}$ in order to derive the influence function, we continue the calculation:

$$\begin{aligned} & \nabla \rho^{\pi_e}(\theta)|_{\theta=0} \\ &= \mathbb{E}_{p_{e,\gamma}^{(\infty)}}[r g_{R|S,A}(r | s, a)] + \gamma \mathbb{E}_{p_{e,\gamma}^{(\infty)}}[v(s') g_{S'|S,A}(s' | s, a)] \\ & \quad \text{(We already checked this to prove the exchange of integration and differentiation)} \\ &= \mathbb{E}_{p_{e,\gamma}^{(\infty)}}[\{r - \mathbb{E}[r | s, a]\} g_{R|S,A}(r | s, a)] + \gamma \mathbb{E}_{p_{e,\gamma}^{(\infty)}}[\{v(s') - \mathbb{E}[v(s') | s, a]\} g_{S'|S,A}(s' | s, a)] \\ & \quad \text{(Means of score functions are 0)} \\ &= \mathbb{E}_{p_{e,\gamma}^{(\infty)}}[\{r - \mathbb{E}[r | s, a] + \gamma v(s') - \gamma \mathbb{E}[v(s') | s, a]\} g(s, a, r, s')] \\ &= \mathbb{E}_{p_{e,\gamma}^{(\infty)}}[\{r + \gamma v(s') - q(s, a)\} g(s, a, r, s')] && \text{(Use } \mathbb{E}[r + \gamma v(s') | s, a] = q(s, a)\text{)} \\ &= \mathbb{E}_{p_b(s,a,r,s')}[(w(s)\eta(s, a)\{r + \gamma v(s') - q(s, a)\}) g(s, a, r, s')]. && \text{(Importance sampling)} \end{aligned}$$

Therefore, the following function is a gradient, if the L_2 -norm is finite:

$$w(s)\eta(s, a)\{r + \gamma v(s') - q(s, a)\}$$

In addition, if it exists, it belongs to $\mathcal{T}_1 + \mathcal{T}_2 + \mathcal{T}_3 + \mathcal{T}_4$ since

$$\begin{aligned} & w(s)\eta(s, a)\{r - \mathbb{E}[r | s, a]\} \in \mathcal{T}_4, \quad w(s)\eta(s, a)\{v(s') - \mathbb{E}[v(s') | s, a]\} \in \mathcal{T}_3, \\ & w(s)\eta(s, a)\{r + \gamma v(s') - q(s, a)\} = w(s)\eta(s, a)\{r - \mathbb{E}[r | s, a] + \gamma\{v(s') - \mathbb{E}[v(s') | s, a]\}\}. \end{aligned}$$

Thus, it is the EIF. The efficiency bound is therefore

$$\mathbb{E}_{P_b}[w^2(s)\eta^2(a, s)\{r + \gamma v(s') - q(s, a)\}^2].$$

Finally, we show that the EIF is still the same under \mathcal{M}_{3b} . First, the above EIF under \mathcal{M}_3 is still a gradient under \mathcal{M}_{3b} . Again, what we have to prove is that this function belongs to the tangent space. This is obvious since the tangent space of \mathcal{M}_{3b} is

$$L_2 \cap (\mathcal{T}_1 + \mathcal{T}_3 + \mathcal{T}_4),$$

and the gradient above belongs to $L_2 \cap (\mathcal{T}_3 + \mathcal{T}_4) \subseteq L_2 \cap (\mathcal{T}_1 + \mathcal{T}_3 + \mathcal{T}_4)$.

Proof of Theorem 4 In this proof, we write $q_k^{\omega_N}$ as q_k to simplify the notation. Define:

$$\psi(\{\hat{\nu}_k\}, \{\hat{q}_k\}) = \{1 - \gamma\}^{-1} \left[\mathbb{E}_{a_0 \sim \pi_e(s_0), s_0 \sim p_e^{(0)}(s_0)}[\hat{q}_0(s_0, a_0)] + \sum_{k=0}^{\omega_N} \hat{\nu}_k \{r_k - \hat{q}_k(s_k, a_k) + \gamma \mathbb{E}_{\pi_e}[\hat{q}_{k+1}(s_{k+1}, a_{k+1}) | s_{k+1}]\} \right].$$

The estimator $\hat{\rho}_{\text{DRL}(\mathcal{M}_1)}^{\mathcal{M}_1}$ is then given by

$$\frac{N_0}{N} \mathbb{P}_{\mathcal{D}_0} \psi(\{\hat{\nu}_k^{[1]}\}, \{\hat{q}_k^{[1]}\}) + \frac{N_1}{N} \mathbb{P}_{\mathcal{D}_1} \psi(\{\hat{\nu}_k^{[0]}\}, \{\hat{q}_k^{[0]}\}),$$

where $\mathbb{P}_{\mathcal{D}_j}$ is the empirical average over \mathcal{D}_j and N_j is the sample size of each. Then, we have

$$\sqrt{N}(\mathbb{P}_{\mathcal{D}_0} \psi(\{\hat{\nu}_k^{[1]}\}, \{\hat{q}_k^{[1]}\}) - \rho_{\omega_N}^{\pi_e}) = \sqrt{N/N_0} \mathbb{G}_{N_0}[\psi(\{\hat{\nu}_k^{[1]}\}, \{\hat{q}_k^{[1]}\}) - \psi(\{\nu_k\}, \{q_k\})] \quad (24)$$

$$+ \sqrt{N/N_0} \mathbb{G}_{N_0}[\psi(\{\nu_k\}, \{q_k\})] \quad (25)$$

$$+ \sqrt{N}(\mathbb{E}[\psi(\{\hat{\nu}_k^{[1]}\}, \{\hat{q}_k^{[1]}\}) | \{\hat{\nu}_k^{[1]}\}, \{\hat{q}_k^{[1]}\}] - \rho_{\omega_N}^{\pi_e}). \quad (26)$$

We analyze each term. To do that, we use the following relation:

$$\begin{aligned} \psi(\{\hat{\nu}_k\}, \{\hat{q}_k\}) - \psi(\{\nu_k\}, \{q_k\}) &= D_1 + D_2 + D_3, \quad \text{where} \\ D_1 &= \sum_{k=0}^{\omega_N} (\gamma^k \hat{\nu}_k - \gamma^k \nu_k)(-\hat{q}_k + q_k) + \gamma^k (\hat{\nu}_{k-1} - \nu_{k-1})(-\hat{\nu}_k + \nu_k), \\ D_2 &= \sum_{k=0}^{\omega_N} \gamma^k \nu_k (\hat{q}_k - q_k) + \gamma^k \nu_{k-1} (\hat{\nu}_k - \nu_k), \\ D_3 &= \sum_{k=0}^{\omega_N} \gamma^k (\hat{\nu}_k - \nu_k)(r_k - q_k + \nu_{k+1}). \end{aligned}$$

First, we show the term (24) is $o_p(1)$.

The term (24) is $\mathcal{O}_p(1)$. If we can show that for any $\epsilon > 0$,

$$\begin{aligned} & \lim_{n \rightarrow \infty} \sqrt{N_0} P[\mathbb{P}_{\mathcal{D}_0}[\psi(\{\hat{\nu}_k^{[1]}\}, \{\hat{q}_k^{[1]}\}) - \psi(\{\nu_k\}, \{q_k\})] \\ & \quad - \mathbb{E}[\psi(\{\hat{\nu}_k^{[1]}\}, \{\hat{q}_k^{[1]}\}) - \psi(\{\nu_k\}, \{q_k\}) | \{\hat{\nu}_k^{[1]}\}, \{\hat{q}_k^{[1]}\}] > \epsilon | \mathcal{D}_1] = 0, \end{aligned} \quad (27)$$

Then, by bounded convergence theorem, we would have

$$\begin{aligned} & \lim_{n \rightarrow \infty} \sqrt{N_0} P[\mathbb{P}_{\mathcal{D}_0}[\psi(\{\hat{\nu}_k^{[1]}\}, \{\hat{q}_k^{[1]}\}) - \psi(\{\nu_k\}, \{q_k\})] \\ & \quad - \mathbb{E}[\psi(\{\hat{\nu}_k^{[1]}\}, \{\hat{q}_k^{[1]}\}) - \psi(\{\nu_k\}, \{q_k\}) | \{\hat{\nu}_k^{[1]}\}, \{\hat{q}_k^{[1]}\}] > \epsilon] = 0, \end{aligned}$$

yielding the statement.

To show (27), we show that the conditional mean is 0 and conditional variance is $\mathcal{O}_p(1)$. The conditional mean is

$$\begin{aligned} & \mathbb{E}[\mathbb{P}_{\mathcal{D}_0}[\psi(\{\hat{\nu}_k^{[1]}\}, \{\hat{q}_k^{[1]}\}) - \psi(\{\nu_k\}, \{q_k\})] \\ & \quad - \mathbb{E}[\psi(\{\hat{\nu}_k^{[1]}\}, \{\hat{q}_k^{[1]}\}) - \psi(\{\nu_k\}, \{q_k\}) | \{\hat{\nu}_k^{[1]}\}, \{\hat{q}_k^{[1]}\}] | \mathcal{D}_1] \\ & = 0. \end{aligned}$$

Here, we leverage the sample splitting construction, that is, $\hat{\nu}_k^{[1]}$ and $\hat{q}_k^{[1]}$ only depend on \mathcal{D}_1 . The conditional variance is

$$\begin{aligned} & \text{var}[\sqrt{N_0} \mathbb{P}_{\mathcal{D}_0}[\psi(\{\hat{\nu}_k^{[1]}\}, \{\hat{q}_k^{[1]}\}) - \psi(\{\nu_k\}, \{q_k\})] | \mathcal{D}_1] \\ & = \mathbb{E}[D_1^2 + D_2^2 + D_3^2 + 2D_1D_2 + 2D_2D_3 + 2D_1D_3 | \mathcal{D}_1] \\ & = \omega_N^2 \max\{\mathcal{O}_p((\kappa_N^\nu)^2), \mathcal{O}_p((\kappa_N^q)^2), \mathcal{O}_p(\kappa_N^\nu \kappa_N^q)\} = \mathcal{O}_p(1). \end{aligned}$$

Here, we used the convergence rate assumptions (4c) and the relation $\|\hat{\nu}_k^{[1]} - \nu_k\|_2 \leq C\|\hat{q}_k^{[1]} - q_k\|_2$ arising from the fact that the former is the marginalization of the latter over $\pi_{e,k}$ and Jensen's inequality. Then, from Chebyshev's inequality:

$$\begin{aligned} & \sqrt{N_0} P[\mathbb{P}_{\mathcal{D}_0}[\psi(\{\hat{\nu}_k^{[1]}\}, \{\hat{q}_k^{[1]}\}) - \psi(\{\nu_k\}, \{q_k\})] - \mathbb{E}[\psi(\{\hat{\nu}_k^{[1]}\}, \{\hat{q}_k^{[1]}\}) - \psi(\{\nu_k\}, \{q_k\}) | \{\hat{\nu}_k^{[1]}\}, \{\hat{q}_k^{[1]}\}] > \epsilon | \mathcal{D}_1] \\ & \leq \frac{1}{\epsilon^2} \text{var}[\sqrt{N_0} \mathbb{P}_{\mathcal{D}_0}[\psi(\{\hat{\nu}_k^{[1]}\}, \{\hat{q}_k^{[1]}\}) - \psi(\{\nu_k\}, \{q_k\})] | \mathcal{D}_1] = \mathcal{O}_p(1). \end{aligned}$$

The term Eq. (26) is $\mathcal{O}_p(1)$.

$$\begin{aligned} & \sqrt{N} \mathbb{E}[\psi(\{\hat{\nu}_k^{[1]}\}, \{\hat{q}_k^{[1]}\}) - \mathbb{E}[\psi(\{\nu_k\}, \{q_k\})] | \{\hat{\nu}_k^{[1]}\}, \{\hat{q}_k^{[1]}\}] \\ & = \sqrt{N} \mathbb{E}\left[\sum_{k=0}^{\omega_N} \gamma^k (\hat{\nu}_k^{[1]} - \nu_k) (-\hat{q}_k^{[1]} + q_k) + \gamma^k (\hat{\nu}_{k-1}^{[1]} - \nu_{k-1}) (-\hat{\nu}_k + \nu_k) \mid \{\hat{\nu}_k^{[1]}\}, \{\hat{q}_k^{[1]}\}\right] \\ & + \sqrt{N} \mathbb{E}\left[\sum_{k=0}^{\omega_N} \gamma^k \nu_k (\hat{q}_k^{[1]} - q_k) + \gamma^k \nu_{k-1} (\hat{\nu}_k^{[1]} - \nu_k) \mid \{\hat{\nu}_k^{[1]}\}, \{\hat{q}_k^{[1]}\}\right] \end{aligned}$$

$$\begin{aligned}
 & + \sqrt{N} \mathbb{E} \left[\sum_{k=0}^{\omega_N} \gamma^k (\hat{\nu}_k^{[1]} - \nu_k) (r_k - q_k + v_{k+1}) | \{\hat{\nu}_k^{[1]}\}, \{\hat{q}_k^{[1]}\} \right] \\
 & = \sqrt{N} \mathbb{E} \left[\sum_{k=0}^{\omega_N} \gamma^k (\hat{\nu}_k^{[1]} - \nu_k) (-\hat{q}_k^{[1]} + q_k) + \gamma^k (\hat{\nu}_{k-1}^{[1]} - \nu_{k-1}) (-\hat{\nu}_k^{[1]} + v_k) | \{\hat{\nu}_k^{[1]}\}, \{\hat{q}_k^{[1]}\} \right] \\
 & = \sqrt{N} \sum_{k=0}^{\omega_N} \mathcal{O}(\gamma^k \|\hat{\nu}_k^{[1]} - \nu_k\|_2 \|\hat{q}_k^{[1]} - q_k\|_2 + \gamma^k \|\hat{\nu}_{k-1}^{[1]} - \nu_{k-1}\|_2 \|\hat{q}_k^{[1]} - q_k\|_2) = \sqrt{N} \sum_{k=0}^{\omega_N} \kappa_N^\nu \kappa_N^q = o_p(1).
 \end{aligned}$$

Here, we have used the assumption (4e).

Combining all things Finally, we get

$$\sqrt{N} (\mathbb{P}_{\mathcal{D}_0} \psi(\{\hat{\nu}_k^{[1]}\}, \{\hat{q}_k^{[1]}\}) - \rho_{\omega_N}^{\pi_e}) = \sqrt{N/N_0} \mathbb{G}_{\mathcal{D}_0} [\psi(\{\nu_k\}, \{q_k\})] + o_p(1).$$

By flipping the role,

$$\sqrt{N} (\mathbb{P}_{\mathcal{D}_1} \psi(\{\hat{\nu}_k^{[0]}\}, \{\hat{q}_k^{[0]}\}) - \rho_{\omega_N}^{\pi_e}) = \sqrt{N/N_1} \mathbb{G}_{\mathcal{D}_1} [\psi(\{\nu_k\}, \{q_k\})] + o_p(1).$$

Therefore,

$$\begin{aligned}
 & \sqrt{N} (\hat{\rho}_{\text{DRL}(\mathcal{M}_1)} - \rho_{\omega_N}^{\pi_e}) \\
 & = N_0/N \times \sqrt{N} \psi(\{\hat{\nu}_k^{[1]}\}, \{\hat{q}_k^{[1]}\}) - \rho_{\omega_N}^{\pi_e} + N_1/N \times \sqrt{N} (\mathbb{P}_{\mathcal{D}_1} \psi(\{\hat{\nu}_k^{[0]}\}, \{\hat{q}_k^{[0]}\}) - \rho_{\omega_N}^{\pi_e}) \\
 & = \sqrt{N_0/N} \mathbb{G}_{N_0} [\psi(\{\nu_k\}, \{q_k\})] + \sqrt{N_1/N} \mathbb{G}_{N_1} [\psi(\{\nu_k\}, \{q_k\})] + o_p(1) \\
 & = \mathbb{G}_N [\psi(\{\nu_k\}, \{q_k\})] + o_p(1).
 \end{aligned}$$

Finally, from the assumption (4a),(4b)(4d) and CLT, the efficiency is concluded. This estimator is also regular from Theorem 19.

Proof of Theorem 5 The proof is similar to that of Theorem 4

Proof of Theorems 6 and 7 First, We provide the proof the cross-fitting version. Then, we provide the proof of the adaptive version.

In the cross-fitting version, the estimator is given by

$$\frac{n_0}{n} \mathbb{P}_{\mathcal{D}_0} \psi(\hat{w}^{[1]}, \hat{q}^{[1]}) + \frac{n_1}{n} \mathbb{P}_{\mathcal{D}_1} \psi(\hat{w}^{[0]}, \hat{q}^{[0]})$$

where $\mathbb{P}_{\mathcal{D}_0}$ is a sample average over a set of samples in one fold, and $\mathbb{P}_{\mathcal{D}_1}$ is a sample average over a set of samples in another fold. Then, we have

$$\sqrt{n} (\mathbb{P}_{\mathcal{D}_0} \psi(\hat{w}^{[1]}, \hat{q}^{[1]}) - \rho^{\pi_e}) = \sqrt{n/n_0} \mathbb{G}_{n_0} [\psi(\hat{w}^{[1]}, \hat{q}^{[1]}) - \psi(w^{[1]}, q^{[1]})] \tag{28}$$

$$+ \sqrt{n/n_0} \mathbb{G}_{n_0} [\psi(w^{[1]}, q^{[1]})] \tag{29}$$

$$+ \sqrt{n} (\mathbb{E}[\psi(\hat{w}^{[1]}, \hat{q}^{[1]}) | \hat{w}^{[1]}, \hat{q}^{[1]}] - \rho^{\pi_e}). \tag{30}$$

We analyze each term. Here, we have

$$\begin{aligned}\psi(\hat{w}, \hat{q}) - \psi(w, q) &= D_1 + D_2 + D_3, \\ D_1 &= \{\hat{w}(s) - w(s)\}\eta(s, a)\{r - q(s, a) + \gamma v(s')\}, \\ D_2 &= w(s)\eta(s, a)\{q(s, a) - \hat{q}(s, a) + \gamma \hat{v}(s') - \gamma v(s')\} + (1 - \gamma)\mathbb{E}_{p_{\pi_e}^{(0)}}[v'(s) - v(s)], \\ D_3 &= \{\hat{w}(s) - w(s)\}\eta(s, a)\{q(s, a) - \hat{q}(s, a) + \gamma \hat{v}(s') - \gamma v(s')\}.\end{aligned}$$

Term (28) is $o_p(1)$ We show that the conditional variance given \mathcal{D}_1 is $o_p(1)$. The rest of the argument is the same as the proof of Theorem 4. The conditional variance is

$$\begin{aligned}\text{var}[\sqrt{n_0}\mathbb{P}_{\mathcal{D}_0}[\psi(\hat{w}, \hat{q}) - \psi(w, q)]|\mathcal{D}_1] &\leq \mathbb{E}[D_1^2 + D_2^2 + D_3^2 + 2D_1D_2 + 2D_2D_3 + 2D_1D_3|\mathcal{D}_1] \\ &= o_p(1).\end{aligned}$$

Here, we use

$$\|\hat{v}(s') - v(s')\|_2 \leq \sqrt{C_{S'}}\|\hat{q}(s, a) - q(s, a)\|_2.$$

from Jensen's inequality.

Term (30) is $o_p(1)$

$$\begin{aligned}|\mathbb{E}[D_1 + D_2 + D_3|\mathcal{D}_1]| &\leq \|\hat{w} - w\|_2\|\eta\|_2\|\hat{q} - q\|_2 + \|\hat{w} - w\|_2\|\eta\|_2\|\hat{v}(s') - v(s)\|_2 \\ &\leq \|\hat{w} - w\|_2\|\eta\|_2\|\hat{q} - q\|_2 + \sqrt{\gamma C'_S}\|\hat{w} - w\|_2\|\eta\|_2\|\hat{q} - q\|_2 \\ &= \kappa_n^w \kappa_n^q = o_p(n^{-1/2}).\end{aligned}$$

Proving efficiency

$$\begin{aligned}\sqrt{n}(\mathbb{P}_{\mathcal{D}_0}\psi(\hat{w}^{[1]}, \hat{q}^{[1]}) + \mathbb{P}_{\mathcal{D}_1}\psi(\hat{w}^{[0]}, \hat{q}^{[0]}) - \rho^{\pi_e}) \\ = \sqrt{n/n_0}\mathbb{G}_{n_0}[\psi(w, q)] + \sqrt{n/n_1}\mathbb{G}_{n_1}[\psi(w, q)] + o_p(n^{-1/2}) \\ = \mathbb{G}_n[\psi(w, q)] + o_p(n^{-1/2}).\end{aligned}$$

Finally, from CLT, the final statement is concluded.

Proof of adaptive version The adaptive version is similarly proved.

$$\sqrt{n}(\mathbb{P}_n\psi(\hat{w}^{[1]}, \hat{q}^{[1]}) - \rho^{\pi_e}) = \mathbb{G}_n[\psi(\hat{w}^{[1]}, \hat{q}^{[1]}) - \psi(w^{[1]}, q^{[1]})] \quad (31)$$

$$+ \mathbb{G}_n[\psi(w^{[1]}, q^{[1]})] \quad (32)$$

$$+ \sqrt{n}(\mathbb{E}[\psi(\hat{w}^{[1]}, \hat{q}^{[1]}) | \hat{w}^{[1]}, \hat{q}^{[1]}] - \rho^{\pi_e}). \quad (33)$$

The third term is $o_p(1)$ following the similar logic as before. We prove the first term is $o_p(1)$. From van der Vaart (1998, Lemma 19.24), what we need to prove is

$$\mathbb{F} = \{\psi(w, q) : w \in \mathcal{F}_w, q \in \mathcal{F}_q\}$$

belongs to a Donsker class. If we can prove the uniform entropy integral:

$$\int_0^1 \sqrt{\log \sup_U \mathcal{N}(\tau, \mathbb{F}, L_2(U))} d(\tau),$$

is finite, from van der Vaart (1998, Theorem 19.14), the class \mathbb{F} belongs to a Donsker class. Here,

$$\begin{aligned} \log \sup_U \mathcal{N}(\tau, \mathbb{F}, L_2(U)) &\leq \log \sup_U \mathcal{N}(\tau, \mathbb{F}, L_2(U)) \\ &\leq C \{\log \mathcal{N}(\tau, \mathcal{F}_w, L_\infty(U)) + \log \sup_U \mathcal{N}(\tau, \mathcal{F}_q, L_\infty(\cdot))\} \\ &\leq C(1/\tau)^\beta < C(1/\tau)^2. \end{aligned}$$

From the second line to the third line, we use Uehara et al. (2021b, Lemma 9). Thus, the uniform entropy integral is finite, which leads to the conclusion that first term (31) is $o_p(1)$.

Proof of Theorem 8 We provide the proof the cross-fitting version. The estimator is given by

$$\frac{n_0}{n} \mathbb{P}_{\mathcal{D}_0} \psi(\hat{w}^{[1]}, \hat{q}^{[1]}) + \frac{n_1}{n} \mathbb{P}_{\mathcal{D}_1} \psi(\hat{w}^{[0]}, \hat{q}^{[0]})$$

where $\mathbb{P}_{\mathcal{D}_0}$ is a sample average over a set of samples in one fold, and $\mathbb{P}_{\mathcal{D}_1}$ is a sample average over a set of samples in another fold. Then, we have

$$\mathbb{P}_{\mathcal{D}_0} \psi(\hat{w}^{[1]}, \hat{q}^{[1]}) = \sqrt{1/n_0} \mathbb{G}_{n_0} [\psi(\hat{w}^{[1]}, \hat{q}^{[1]}) - \psi(w^\dagger, q^\dagger)] \quad (34)$$

$$+ \mathbb{E}[\psi(\hat{w}^{[1]}, \hat{q}^{[1]}) | \hat{w}^{[1]}, \hat{q}^{[1]}] - \mathbb{E}[\psi(w^\dagger, q^\dagger)] \quad (35)$$

$$+ \mathbb{P}_{\mathcal{D}_0} \psi(w^\dagger, q^\dagger). \quad (36)$$

Then, we have

$$\begin{aligned} \mathbb{E}[\psi(\hat{w}, \hat{q}) | \hat{w}, \hat{q}] &= \mathbb{E}[\{\hat{w}(s) - w^\dagger(s)\} \eta(s, a) \{r - q^\dagger(s, a) + \gamma v^\dagger(s')\}] + \\ &+ \mathbb{E}[w^\dagger(s) \eta(s, a) \{q^\dagger(s, a) - \hat{q}(s, a) + \gamma \hat{v}(s') - \gamma v^\dagger(s')\}] + (1 - \gamma) \mathbb{E}_{p_e^{(0)}} [v'(s) - v^\dagger(s)] \\ &+ \mathbb{E}[\{\hat{w}(s) - w^\dagger(s)\} \eta(s, a) \{q^\dagger(s, a) - \hat{q}(s, a) + \gamma \hat{v}(s') - \gamma v^\dagger(s')\}] \\ &+ \mathbb{E}[\{\hat{v}(s') - v^\dagger(s') - \hat{q}(s, a) + q^\dagger(s, a)\} | \hat{w}, \hat{q}] \\ &+ \mathbb{E}[\psi(w^\dagger, q^\dagger) | \hat{w}, \hat{q}] \\ &= \mathcal{O}(\|\hat{w}(s) - w^\dagger(s)\|_2, \|\hat{q}(s, a) - q^\dagger(s, a)\|_2, \|\hat{v}(s') - v^\dagger(s')\|_2) + \mathbb{E}[\psi(w^\dagger, q^\dagger)] \\ &= o_p(1) + \mathbb{E}[\psi(w^\dagger, q^\dagger)]. \end{aligned}$$

Thus, the term (35) is $o_p(1)$. Thus, the remaining part is proving when at least one model is well-specified, the term $\mathbb{P}_{\mathcal{D}_0} \psi(w^\dagger, q^\dagger)$ is consistent.

q-model is well-specified . Consider the case where $q^\dagger(s, a) = q(s, a)$;

$$\begin{aligned} \mathbb{E}[\psi(w^\dagger, q^\dagger)] &= \mathbb{E}[(1 - \gamma)\mathbb{E}_{p_e^{(0)}}[v(s)] + w^\dagger(s)\eta(s, a)\{r + \gamma v(s') - q(s, a)\}] \\ &= (1 - \gamma)\mathbb{E}_{p_e^{(0)}}[v(s)] = \rho^{\pi_e}. \end{aligned}$$

This implies when the q-model is consistent, the estimator $\hat{\rho}_{\text{DRL}(\mathcal{M}_3)}$ is also consistent.

w-model is well-specified. Consider the case where $w^\dagger(s) = w(s)$;

$$\begin{aligned} \mathbb{E}[\psi(w^\dagger, q^\dagger)] &= \mathbb{E}[(1 - \gamma)\mathbb{E}_{p_e^{(0)}}[v^\dagger(s)] + w(s)\eta(s, a)\{r + \gamma v^\dagger(s') - q^\dagger(s, a)\}] \\ &= (1 - \gamma)\mathbb{E}_{p_e^{(0)}}[v^\dagger(s)] + \mathbb{E}[w(s)\eta(s, a)r] + \mathbb{E}[w(s)\eta(s, a)\gamma v^\dagger(s')] \end{aligned} \quad (37)$$

$$\begin{aligned} &- \mathbb{E}[w(s)\eta(s, a)q^\dagger(s, a)] \\ &= \mathbb{E}[w(s)\eta(s, a)r] + \mathbb{E}[w(s)v^\dagger(s)] - \mathbb{E}[w(s)\eta(s, a)q^\dagger(s, a)] \end{aligned} \quad (38)$$

$$= \mathbb{E}[w(s)\eta(s, a)r] = \rho^{\pi_e}. \quad (39)$$

From (37) to (38), we use a result

$$(1 - \gamma)\mathbb{E}_{p_e^{(0)}}[v^\dagger(s)] + \mathbb{E}[w(s)\eta(s, a)\gamma v^\dagger(s')] = \mathbb{E}[w(s)v^\dagger(s)]$$

from Lemma 1. From (38) to (39), we use a result

$$\mathbb{E}[w(s)\eta(s, a)q^\dagger(s, a)] = \mathbb{E}[w(s)\mathbb{E}[\eta(s, a)q^\dagger(s, a)|s]] = \mathbb{E}[w(s)v^\dagger(s)].$$

This implies when the ratio model is correct, the estimator $\hat{\rho}_{\text{DRL}(\mathcal{M}_3)}$ is also consistent.

Proof of Theorem 9 We only provide the proof the cross-fitting version. The adaptive version is similarly proved. The estimator is given by

$$\frac{n_0}{n}\mathbb{P}_{\mathcal{D}_0}\psi(\hat{w}^{[1]}, \hat{q}^{[1]}) + \frac{n_1}{n}\mathbb{P}_{\mathcal{D}_1}\psi(\hat{w}^{[0]}, \hat{q}^{[0]}).$$

We have the following decomposition:

$$\sqrt{n}(\mathbb{P}_{\mathcal{D}_0}\psi(\hat{w}^{[1]}, \hat{q}^{[1]}) - \rho^{\pi_e}) = \sqrt{n/n_0}\{\mathbb{G}_{n_0}\psi(\hat{w}^{[1]}, \hat{q}^{[1]}) - \mathbb{G}_{n_0}\psi(w^\dagger, q^\dagger)\} + \quad (40)$$

$$+ \sqrt{n}(\mathbb{E}[\psi(\hat{w}^{[1]}, \hat{q}^{[1]})|\hat{w}^{[1]}, \hat{q}^{[1]}] - \mathbb{E}[\psi(w^\dagger, q^\dagger)]) \quad (41)$$

$$+ \sqrt{n}(\mathbb{E}[\psi(w^\dagger, q^\dagger)] - \rho^{\pi_e}) \quad (42)$$

$$+ \sqrt{n/n_0}\mathbb{G}_{n_0}\psi(w^\dagger, q^\dagger).$$

The term (40) is $o_p(1)$ as in the proof of Theorem 6. The term (41) is $\mathcal{O}_p(1)$ as in the proof of Theorem 8:

$$\begin{aligned} \mathbb{E}[\psi(\hat{w}^{[1]}, \hat{q}^{[1]})|\hat{w}^{[1]}, \hat{q}^{[1]}] &= \mathcal{O}(\|\hat{w}^{[1]}(s) - w^\dagger(s)\|_2, \|\hat{q}^{[1]}(s, a) - q^\dagger(s, a)\|_2, \|\hat{v}^{[1]}(s') - v^\dagger(s')\|_2) + \mathbb{E}[\psi(w^\dagger, q^\dagger)] \\ &= \mathcal{O}_p(n^{-1/2}) + \mathbb{E}[\psi(w^\dagger, q^\dagger)]. \end{aligned}$$

The term (42) is 0 following the argument in the proof of Theorem 8. Then, we obtain $\sqrt{n}(\hat{\rho}_{\text{DRL}(\mathcal{M}_3)} - \rho^{\pi_e}) = \mathbb{G}_n\psi(w^\dagger, q^\dagger) + \mathcal{O}_p(1) = \mathcal{O}_p(1)$.

Proof of Theorem 10 For the ease of the notation, we assume $N = 1$. The extension to general N is straightforward.

Under the assumptions, $\psi(s, a, r, s'; w, q)$ is bounded. Invoking Ibragimov and Linnik (1971, Theorem 18.5.4), we obtain that $\sqrt{T}(\mathbb{P}_T[\psi(s, a, r, s'; w, q)] - \rho^{\pi_e})$ converges to a normal distribution with zero mean and the variance:

$$\text{var}[\phi_{\text{eff}}(s_0, a_0, r_0, s_1)] + 2 \sum_{i=1}^{\infty} \text{cov}[\phi_{\text{eff}}(s_0, a_0, r_0, s_1), \phi_{\text{eff}}(s_i, a_i, r_i, s_{i+1})],$$

where ϕ_{eff} is as in Theorem 3. The first term is $\text{EB}(\mathcal{M}_3)$. The second term is zero because

$$\begin{aligned} & \mathbb{E}[\phi_{\text{eff}}(s_0, a_0, r_0, s_1)\phi_{\text{eff}}(s_i, a_i, r_i, s_{i+1})] \\ &= \mathbb{E}[\phi_{\text{eff}}(s_0, a_0, r_0, s_1)\mathbb{E}[\phi_{\text{eff}}(s_i, a_i, r_i, s_{i+1}) \mid s_{i-1}, a_{i-1}, r_{i-1}, s_i]] = 0. \end{aligned}$$

Proof of Theorem 11 Using the short-hand $\psi(w', q')$ for $\psi(s, a, r, s'; w', q')$ and $N_j = |\mathcal{D}_j|$, the estimator $\hat{\rho}_{\text{DRL}(\mathcal{M}_3)}$ is given by

$$\frac{N_0}{N} \mathbb{P}_{\mathcal{D}_0} \mathbb{P}_T \psi(\hat{w}^{[1]}, \hat{q}^{[1]}) + \frac{N_1}{N} \mathbb{P}_{\mathcal{D}_1} \mathbb{P}_T \psi(\hat{w}^{[0]}, \hat{q}^{[0]}),$$

where $\mathbb{P}_{\mathcal{D}_j}$ is the empirical average on the samples in \mathcal{D}_j .

Then, we have

$$\begin{aligned} \sqrt{NT}(\mathbb{P}_{\mathcal{D}_0} \mathbb{P}_T \psi(\hat{w}^{[1]}, \hat{q}^{[1]}) - \rho^{\pi_e}) &= \sqrt{N/N_0} \mathbb{G}_{\mathcal{D}_0, T}[\psi(\hat{w}^{[1]}, \hat{q}^{[1]}) - \psi(w, q)] \\ &+ \sqrt{N/N_0} \mathbb{G}_{\mathcal{D}_0, T}[\psi(w, q)] \end{aligned} \quad (43)$$

$$+ \sqrt{NT}(\mathbb{E}[\psi(\hat{w}^{[1]}, \hat{q}^{[1]}) \mid \hat{w}^{[1]}, \hat{q}^{[1]}] - \rho^{\pi_e}), \quad (44)$$

where $\mathbb{G}_{\mathcal{D}_0, T}$ is an empirical process defined over the all sample in the first fold. Here, we have

$$\begin{aligned} & \mathbb{P}_T \psi(\hat{w}, \hat{q}) - \mathbb{P}_T \psi(w, q) \\ &= \mathbb{P}_T[\{\hat{w}(s) - w(s)\}\eta(s, a)\{r - q(s, a) + \gamma v(s')\}] \\ &+ \mathbb{P}_T[w(s)\eta(s, a)\{q(s, a) - \hat{q}(s, a) + \gamma \hat{v}(s') - \gamma v(s')\}] + (1 - \gamma)\mathbb{E}_{\mathcal{P}_{\pi_e}^{(0)}}[v'(s) - v(s)] \\ &+ \mathbb{P}_T[\{\hat{w}(s) - w(s)\}\eta(s, a)\{q(s, a) - \hat{q}(s, a) + \gamma \hat{v}(s') - \gamma v(s')\}]. \end{aligned}$$

We analyze each term. First, we show the term Eq. (43) is $\mathcal{O}_p(1)$.

The term (43) is $\mathcal{O}_p(1)$ Consider the case $N_0 = 1$. The case with $N_0 > 1$ similarly holds. If we can show that for any $\epsilon > 0$,

$$\begin{aligned} & \lim_{T \rightarrow \infty} \sqrt{T} P[\mathbb{P}_T[\psi(\hat{w}^{[1]}, \hat{q}^{[1]}) - \psi(w, q)] \\ & - \mathbb{E}[\psi(\hat{w}^{[1]}, \hat{q}^{[1]}) - \psi(w, q) \mid \hat{w}^{[1]}, \hat{q}^{[1]}] > \epsilon \mid \mathcal{D}_1] = 0, \end{aligned} \quad (45)$$

then, by bounded convergence theorem, we would have

$$\begin{aligned} & \lim_{T \rightarrow \infty} \sqrt{T} P[\mathbb{P}_T[\psi(\hat{w}^{[1]}, \hat{q}^{[1]}) - \psi(w, q)] \\ & \quad - \mathbb{E}[\psi(\hat{w}^{[1]}, \hat{q}^{[1]}) - \psi(w, q) | \hat{w}^{[1]}, \hat{q}^{[1]}] > \epsilon] = 0, \end{aligned}$$

which yields the statement.

To show Eq. (45), we show that the conditional mean is 0 and conditional variance is $\mathfrak{o}_p(1)$. The conditional mean is

$$\begin{aligned} & \mathbb{E}[\mathbb{P}_T[\psi(\hat{w}^{[1]}, \hat{q}^{[1]}) - \psi(w, q) | \hat{w}^{[1]}, \hat{q}^{[1]}] \\ & \quad - \mathbb{P}[\psi(\hat{w}^{[1]}, \hat{q}^{[1]}) - \psi(w, q) | \mathcal{D}_1] = 0. \end{aligned}$$

Here, we leverage the sample-splitting construction, that is, $\hat{w}^{[1]}$ and $\hat{q}^{[1]}$ only depend on \mathcal{D}_1 , and $\mathcal{D}_1, \mathcal{D}_0$ are independent. The conditional variance is

$$\begin{aligned} & \text{var}[\sqrt{T} \mathbb{P}_T[\psi(\hat{w}^{[1]}, \hat{q}^{[1]}) - \psi(w, q) | \mathcal{D}_1] = \mathbb{E} \left[T \{ \mathbb{P}_T[\psi(\hat{w}^{[1]}, \hat{q}^{[1]}) - \psi(w, q)] \}^2 | \mathcal{D}_1 \right] \\ & = \frac{1}{T} \left[\sum_{i=0}^T \max\{ \mathcal{O}_p((\kappa_N^w)^2), \mathcal{O}_p((\kappa_N^q)^2) \} + 2 \sum_{i < j} \rho_{\|i-j\|} \max\{ \mathcal{O}_p((\kappa_N^w)^2), \mathcal{O}_p((\kappa_N^q)^2) \} \right] \\ & = \mathfrak{o}_p(1). \end{aligned}$$

Then, from Chebyshev's inequality:

$$\begin{aligned} & \sqrt{T} P[\mathbb{P}_T[\psi(\hat{w}^{[1]}, \hat{q}^{[1]}) - \psi(w, q)] - \mathbb{E}[\psi(\hat{w}^{[1]}, \hat{q}^{[1]}) - \psi(w, q) | \hat{w}^{[1]}, \hat{q}^{[1]}] > \epsilon | \mathcal{D}_1] \\ & \leq \frac{1}{\epsilon^2} \text{var}[\sqrt{T} \mathbb{P}_T[\psi(\hat{w}^{[1]}, \hat{q}^{[1]}) - \psi(w, q) | \mathcal{D}_1] = \mathfrak{o}_p(1). \end{aligned}$$

Second Term We show

$$\sqrt{NT} (\mathbb{E}[\psi(\hat{w}^{[1]}, \hat{q}^{[1]}) | \hat{w}^{[1]}, \hat{q}^{[1]}] - \rho^{\pi_e}) = \mathfrak{o}_p(1).$$

Assume $N_0 = 1$ for simplicity. The case with $N_0 > 1$ similarly holds. Noting $\mathbb{E}[(\hat{q}(s, a) - q(s, a))^2] \geq \mathbb{E}[(\hat{v}(s') - v(s'))^2]$ from Jensen's inequality, we have

$$\begin{aligned} & |\sqrt{T} \mathbb{E}[\psi(s, a, r, s'; \hat{w}^{[1]}, \hat{q}^{[1]}) - \psi(s, a, r, s'; w, q) | \hat{w}^{[1]}, \hat{q}^{[1]}]| \\ & = |\sqrt{T} \mathbb{E}[(\hat{w}(s) - w(s)) \eta(s, a) (r - q(s, a) + \gamma v(s')) | \hat{w}^{[1]}, \hat{q}^{[1]}] + \\ & \quad \sqrt{T} \mathbb{E}[w(s) \eta(s, a) \{q(s, a) - \hat{q}(s, a) + \gamma \hat{v}(s') - \gamma v(s')\} + (1 - \gamma) \mathbb{E}_{p_{\pi_e}^{(0)}}[\hat{v}(s) - v(s)] | \hat{w}, \hat{q}] + \\ & \quad \sqrt{T} \mathbb{E}[\{\hat{w}(s) - w(s)\} \eta(s, a) \{q(s, a) - \hat{q}(s, a) + \gamma \hat{v}(s') - \gamma v(s')\} | \hat{w}^{[1]}, \hat{q}^{[1]}]| \\ & = |\sqrt{T} \mathbb{E}[\{\hat{w}(s) - w(s)\} \eta(s, a) \{q(s, a) - \hat{q}(s, a) + \gamma \hat{v}(s') - \gamma v(s')\} | \hat{w}^{[1]}, \hat{q}^{[1]}]| \\ & \leq \sqrt{T} \|\hat{w}^{[1]}(s) - w(s)\|_2 \|\eta(s, a)\|_2 \|q(s, a) - \hat{q}^{[1]}(s, a)\|_2 = \mathfrak{o}_p(1). \end{aligned}$$

Combining all results Combining all result,

$$\sqrt{NT}(\hat{\rho}_{\text{DRL}(\mathcal{M}_3)} - \rho^{\pi_e}) = \mathbb{G}_{N,T}\psi(w, q) + o_p(1).$$

Then, from Eq. (20) and Ibragimov and Linnik (1971, Theorem 18.5.4) the statement is concluded as in Theorem 10.

Proof of Theorem 12 We focus on $N = 1$, which is most relevant for cross-time-fitting; also $N > 1$ easily follows similarly. Using the short-hand $\psi(w', q')$ for $\psi(s, a, r, s'; w', q')$ and $T_j = |\mathcal{T}_j|$, the estimator $\hat{\rho}_{\text{DRL}(\mathcal{M}_3)}$ is given by

$$\frac{T_0}{T}\mathbb{P}_{\mathcal{T}_0}\psi(\hat{w}^{[2]}, \hat{q}^{[2]}) + \frac{T_1}{T}\mathbb{P}_{\mathcal{T}_1}\psi(\hat{v}^{[3]}, \hat{q}^{[3]}) + \frac{T_2}{T}\mathbb{P}_{\mathcal{T}_2}\psi(\hat{v}^{[0]}, \hat{q}^{[0]}) + \frac{T_3}{T}\mathbb{P}_{\mathcal{T}_3}\psi(\hat{v}^{[1]}, \hat{q}^{[1]}),$$

where $\mathbb{P}_{\mathcal{T}_j}$ is the empirical average on the samples in \mathcal{T}_j .

The proof now proceeds as in Theorem 11. In particular, we have to deal with the dependence across folds more carefully.

First, we show the analysis of the stochastic equicontinuity term. To prove it, we must leverage the fact that \mathcal{T}_0 and \mathcal{T}_1 are separated by $T/4$ time steps, rather than being independent, unlike Theorem 11.

First part: $\mathbb{G}_{\mathcal{T}_0}[\psi(\hat{w}^{[2]}, \hat{q}^{[2]}) - \psi(w, q)] = o_p(1)$

Proof If we can show that for any $\epsilon > 0$,

$$\begin{aligned} \lim_{T \rightarrow \infty} \sqrt{T_0}P[\mathbb{P}_{\mathcal{T}_0}[\psi(\hat{w}^{[2]}, \hat{q}^{[2]}) - \psi(w, q)] \\ - \mathbb{E}[\psi(\hat{w}^{[2]}, \hat{q}^{[2]}) - \psi(w, q) | \hat{w}^{[2]}, \hat{q}^{[2]}] > \epsilon | \mathcal{T}_2] = 0, \end{aligned} \quad (46)$$

Then, by bounded convergence theorem, we would have

$$\begin{aligned} \lim_{T \rightarrow \infty} \sqrt{T_0}P[\mathbb{P}_{\mathcal{T}_0}[\psi(\hat{w}^{[2]}, \hat{q}^{[2]}) - \psi(w, q)] \\ - \mathbb{E}[\psi(\hat{w}^{[2]}, \hat{q}^{[2]}) - \psi(w, q) | \hat{w}^{[2]}, \hat{q}^{[2]}] > \epsilon] = 0, \end{aligned}$$

yielding the statement.

To show (46), we show that the conditional mean given \mathcal{T}_2 is $o_p(1)$ and conditional variance given \mathcal{T}_2 is $o_p(1)$. The conditional mean given \mathcal{T}_2 is

$$\begin{aligned} & |\mathbb{E}[\mathbb{P}_{\mathcal{T}_0}[\psi(\hat{w}^{[2]}, \hat{q}^{[2]}) - \psi(w, q)] - \mathbb{E}[\psi(\hat{w}^{[2]}, \hat{q}^{[2]}) - \psi(w, q) | \mathcal{T}_2]| \\ &= |\mathbb{E}[\mathbb{P}_{\mathcal{T}_0}[\psi(\hat{w}^{[2]}, \hat{q}^{[2]}) - \psi(w, q) | \mathcal{T}_2] - \mathbb{E}[\psi(\hat{w}^{[2]}, \hat{q}^{[2]}) - \psi(w, q) | \hat{w}^{[2]}, \hat{q}^{[2]}]| \end{aligned} \quad (47)$$

$$\begin{aligned} & \leq |\mathbb{P}[\psi(\hat{w}^{[2]}, \hat{q}^{[2]}) - \psi(w, q) | \hat{w}^{[2]}, \hat{q}^{[2]}] - \mathbb{E}[\psi(\hat{w}^{[2]}, \hat{q}^{[2]}) - \psi(w, q) | \hat{w}^{[2]}, \hat{q}^{[2]}]| + o_p(1) \\ &= o_p(1). \end{aligned} \quad (48)$$

Here, we leverage the sample splitting construction, that is, $\hat{w}_k^{[2]}$ and $\hat{q}_k^{[2]}$ only depend on \mathcal{T}_2 , and the correlation between the train data and test data set is small. To go from Eq. (47) to Eq. (48), we use the following argument. First, note $\alpha_m \leq \phi_m$ by Eq. (20). In addition, from the definition of α -mixing and its moment inequality, for any bounded function $f(x)$ with a first moment, based on Davidson (1994, Theorem 14.2), we have

$$\|\mathbb{E}[f(s_t, a_t, s_{t+1}, r_t) \mid s_0, a_0, s_1, r_0] - \mathbb{E}[f(s_t, a_t, s_{t+1}, r_t)]\|_1 \leq 6\|f(s_t, a_t, s_{t+1}, r_t)\|_1.$$

Note that since α -mixing is time-reversible (Davidson 1994, Page 209), the following also holds:

$$\|\mathbb{E}[f(s_0, a_0, s_1, r_1) \mid s_t, a_t, s_{t+1}, r_t] - \mathbb{E}[f(s_0, a_0, s_1, r_1)]\|_1 \leq 6\|f(s_0, a_0, s_1, r_1)\|_1.$$

By applying this moment inequality to Eq. (47) and noting ψ is a bounded function we have

$$\begin{aligned} & |\mathbb{E}[\mathbb{P}_{\mathcal{T}_0}[\psi(\hat{w}^{[2]}, \hat{q}^{[2]}) - \psi(w, q) \mid \mathcal{T}_2] - \mathbb{E}[\psi(\hat{w}^{[2]}, \hat{q}^{[2]}) - \psi(w, q) \mid \hat{w}^{[2]}, \hat{q}^{[2]}]]| \\ &= \left| \frac{1}{T_0} \sum_{i \in \mathcal{T}_0} \int \{\psi(z_i; \hat{w}^{[2]}, \hat{q}^{[2]}) - \psi(z_i; w, q)\} p(z_i \mid \mathcal{T}_2) d(z_i) - \int \{\psi(z_i; \hat{w}^{[2]}, \hat{q}^{[2]}) - \psi(z_i; w, q)\} p(z_i) d(z_i) \right| \\ &\leq \frac{1}{T_0} \sum_{i \in \mathcal{T}_0} \left| \int \{\psi(z_i; \hat{w}^{[2]}, \hat{q}^{[2]}) - \psi(z_i; w, q)\} p(z_i \mid \mathcal{T}_2) d(z_i) - \int \{\psi(z_i; \hat{w}^{[2]}, \hat{q}^{[2]}) - \psi(z_i; w, q)\} p(z_i) d(z_i) \right| \\ &\leq 6 \int |\{\psi(z_i; \hat{w}^{[2]}, \hat{q}^{[2]}) - \psi(z_i; w, q)\}| p(z_i) d(z_i) \quad (\alpha\text{-mixing moment inequality}) \\ &= 6\mathbb{E}[|\psi(\hat{w}^{[2]}, \hat{q}^{[2]}) - \psi(w, q)| \mid \hat{w}^{[2]}, \hat{q}^{[2]}] = o_p(1). \end{aligned}$$

Then,

$$\mathbb{E}[\mathbb{P}_{\mathcal{T}_0}[\psi(\hat{w}^{[2]}, \hat{q}^{[2]}) - \psi(w, q) \mid \mathcal{T}_2] = \mathbb{E}[\psi(\hat{w}^{[2]}, \hat{q}^{[2]}) - \psi(w, q) \mid \hat{w}^{[2]}, \hat{q}^{[2]}] + o_p(1).$$

Besides, the conditional variance is

$$\begin{aligned} \text{var}[\sqrt{T_0} \mathbb{P}_{\mathcal{T}_0}[\psi(\hat{w}^{[2]}, \hat{q}^{[2]}) - \psi(w, q) \mid \mathcal{T}_2] &\leq \mathbb{E}[T_0 \{\mathbb{P}_{\mathcal{T}_0}[\psi(\hat{w}^{[2]}, \hat{q}^{[2]}) - \psi(w, q)]\}^2 \mid \mathcal{T}_2] \\ &\leq \frac{1}{T_0} \sum_{i, j \in \mathcal{T}_0} \int |\{\psi(z_i; \hat{w}^{[2]}, \hat{q}^{[2]}) - \psi(z_i; w, q)\} \{\psi(z_j; \hat{w}^{[2]}, \hat{q}^{[2]}) - \psi(z_j; w, q)\}| p(z_i, z_j \mid \mathcal{T}_2) d(z_i, z_j) \quad (49) \end{aligned}$$

$$\begin{aligned} &= \frac{1}{T_0} \sum_{i, j \in \mathcal{T}_0} \int |\{\psi(z_i; \hat{w}^{[2]}, \hat{q}^{[2]}) - \psi(z_i; w, q)\} \{\psi(z_j; \hat{w}^{[2]}, \hat{q}^{[2]}) - \psi(z_j; w, q)\}| p(z_i, z_j) d(z_i, z_j) + o_p(1) \\ & \quad (50) \end{aligned}$$

$$\begin{aligned} &= \frac{1}{T_0} \left[\sum_{i=0}^{T_0} \max\{\mathcal{O}_p((\kappa_N^w)^2), \mathcal{O}_p((\kappa_N^q)^2)\} + 2 \sum_{i < j} \rho_{\|i-j\|} \max\{\mathcal{O}_p((\kappa_N^w)^2), \mathcal{O}_p((\kappa_N^q)^2)\} \right] + o_p(1) \quad (51) \end{aligned}$$

$$= o_p(1). \quad (52)$$

Here, we used a α -mixing condition and its moment inequality from (49) to (50). Then, we used a ρ -mixing condition based on $\rho_t \leq 2\sqrt{\phi_t} = 2/t^{1+\epsilon}$ (see Eq. (20)) from (51) to (52).

Finally, based on the obtained conditional mean and conditional variance, from Chebyshev's inequality, the rest of the proof is concluded.

Second part We prove

$$\mathbb{E}[\mathbb{P}_{\mathcal{T}_0}[\psi(s, a, r, s'; \hat{w}^{[2]}, \hat{q}^{[2]}) \mid \hat{w}^{[2]}, \hat{q}^{[2]}] - \mathbb{E}[\psi(s, a, r, s'; w, q)]] = o_p(T^{-1/2}).$$

Note from Davidson (1994, Theorem 14.2),

$$\|\mathbb{E}[f(s_0, a_0, s_1, r_1) \mid s_t, a_t, s_{t+1}, r_t] - \mathbb{E}[f(s_0, a_0, s_1, r_1)]\|_1 \leq 6\alpha_{T_0}^{1/2} \|f(s_0, a_0, s_1, r_1)\|_2.$$

Then,

$$\begin{aligned} & |\mathbb{E}[\mathbb{P}_{\mathcal{T}_0}[\psi(\hat{w}^{[2]}, \hat{q}^{[2]}) - \psi(w, q) \mid \mathcal{T}_2] - \mathbb{E}[\psi(\hat{w}^{[2]}, \hat{q}^{[2]}) - \psi(w, q) \mid \hat{w}^{[2]}, \hat{q}^{[2]}]] \\ &= \left| \mathbb{E} \left[\frac{1}{T_0} \sum_{i \in T_0} \int \{\psi(z_i; \hat{w}^{[2]}, \hat{q}^{[2]}) - \psi(z_i; w, q)\} p(z_i \mid \mathcal{T}_2) d(z_i) - \int \{\psi(z_i; \hat{w}^{[2]}, \hat{q}^{[2]}) - \psi(z_i; w, q)\} p(z_i) d(z_i) \right] \right| \\ &\leq \frac{1}{T_0} \sum_{i \in T_0} \mathbb{E} \left[\left| \int \{\psi(z_i; \hat{w}^{[2]}, \hat{q}^{[2]}) - \psi(z_i; w, q)\} p(z_i \mid \mathcal{T}_2) d(z_i) - \int \{\psi(z_i; \hat{w}^{[2]}, \hat{q}^{[2]}) - \psi(z_i; w, q)\} p(z_i) d(z_i) \right| \right] \\ &\leq 6 \int |\{\psi(z_i; \hat{w}^{[2]}, \hat{q}^{[2]}) - \psi(z_i; w, q)\}| p(z_i) d(z_i) \quad (\alpha\text{-mixing moment inequality}) \\ &= 6\alpha_{T_0}^{1/2} \mathbb{E}[|\psi(\hat{w}^{[2]}, \hat{q}^{[2]}) - \psi(w, q)|^2 \mid \hat{w}^{[2]}, \hat{q}^{[2]}] = o_p(1/\sqrt{T_0}). \quad (\alpha_{T_0} \leq \phi_{T_0}) \end{aligned}$$

To sum up, we have

$$\mathbb{E}[\mathbb{P}_{\mathcal{T}_0}[\psi(\hat{w}^{[2]}, \hat{q}^{[2]}) - \psi(w, q) \mid \mathcal{T}_2] = \mathbb{E}[\psi(\hat{w}^{[2]}, \hat{q}^{[2]}) - \psi(w, q) \mid \hat{w}^{[2]}, \hat{q}^{[2]}] + o_p(T_0^{-1/2}). \quad (53)$$

Using this above, we have

$$\begin{aligned} & \sqrt{T} \mathbb{E}[\mathbb{P}_{\mathcal{T}_0}[\psi(s, a, r, s'; \hat{w}^{[2]}, \hat{q}^{[2]}) \mid \hat{w}^{[2]}, \hat{q}^{[2]}] \\ &= \sqrt{T} \mathbb{E}[\mathbb{E}[\mathbb{P}_{\mathcal{T}_0}[\psi(s, a, r, s'; \hat{w}^{[2]}, \hat{q}^{[2]}) \mid \hat{w}^{[2]}, \hat{q}^{[2]}, \mathcal{T}_2] \mid \hat{w}^{[2]}, \hat{q}^{[2]}] \\ &= \sqrt{T} \mathbb{E}[\mathbb{E}[\mathbb{P}_{\mathcal{T}_0}[\psi(s, a, r, s'; \hat{w}^{[2]}, \hat{q}^{[2]}) \mid \mathcal{T}_2] \mid \hat{w}^{[2]}, \hat{q}^{[2]}] \\ &= \sqrt{T} \mathbb{E}[\mathbb{E}[\mathbb{P}_{\mathcal{T}_0}[\psi(s, a, r, s'; \hat{w}^{[2]}, \hat{q}^{[2]}) \mid \hat{w}^{[2]}, \hat{q}^{[2]}] \mid \hat{w}^{[2]}, \hat{q}^{[2]}] + o_p(1) \quad (\text{Use Eq. (53)}) \\ &= \sqrt{T} \mathbb{E}[\psi(s, a, r, s'; \hat{w}^{[2]}, \hat{q}^{[2]}) \mid \hat{w}^{[2]}, \hat{q}^{[2]}] + o_p(1) \\ &= \sqrt{T} \mathbb{E}[\psi(s, a, r, s'; w, q)] + o_p(1). \quad (\text{The same as the proof of Theorem 11}) \end{aligned}$$

Summary Combining, we have

$$\sqrt{T}(\hat{\rho}_{\text{DRL}(\mathcal{M}_3)} - \rho^{\pi_e}) = \mathbb{G}_T \psi(w, q) + o_p(1).$$

The statement is concluded as in Theorem 10.

Proof of Theorem 13 For the ease of notation we assume $N = 1$. The extension to general N is straightforward. We use the same shorthand as in the proofs of Theorems 11 and 12.

We have the following decomposition:

$$\sqrt{T}(\hat{\rho}_{\text{DRL}(\mathcal{M}_3)} - \rho^{\pi_e}) = \mathbb{G}_T \psi(\hat{w}, \hat{q}) - \mathbb{G}_T \psi(w, q) + \mathbb{G}_T \psi(w, q) + \sqrt{T}(\mathbb{E}[\psi(\hat{w}, \hat{q}) \mid \hat{w}, \hat{q}] - \rho^{\pi_e}). \quad (54)$$

We again analyze each term.

First term: $\mathbb{G}_T \psi(\hat{w}, \hat{q}) - \mathbb{G}_T \psi(w, q) = o_p(1)$. From Theorem 11.24 of Kosorok (2008) based on our assumptions, $\mathbb{G}_T \xrightarrow{d} \mathbf{H}$ in $L^\infty(p_b)$, where \mathbf{H} is a tight mean zero Gaussian process with some covariance. By (13d), we have $\|\psi(\hat{w}, \hat{q}) - \psi(w, q)\|_2 = o_p(1)$. Then by Lemma 18.5 of van der Vaart (1998), the statement is concluded.

Second term: $\sqrt{T}(\mathbb{E}[\psi(\hat{w}, \hat{q}) | \hat{w}, \hat{q}] - \rho^{\pi_e}) = o_p(1)$. The derivation is done as in the proof of Theorem 11.

Summary Combining, we have

$$\sqrt{T}(\hat{\rho}_{\text{DRL}(\mathcal{M}_3)} - \rho^{\pi_e}) = \mathbb{G}_T \psi(w, q) + o_p(1).$$

The statement is concluded as in Theorem 10.

Proof of Theorem 14 We provide the proof of cross-fitting version. The adaptive version is similarly proved. The estimator is given by

$$\frac{n_0}{n} \mathbb{P}_{\mathcal{D}_0} \psi_{eff}^2(\hat{w}^{[1]}, \hat{q}^{[1]}) + \frac{n_1}{n} \mathbb{P}_{\mathcal{D}_1} \psi_{eff}^2(\hat{w}^{[0]}, \hat{q}^{[0]})$$

where $\mathbb{P}_{\mathcal{D}_0}$ is a sample average over a set of samples in one fold, and $\mathbb{P}_{\mathcal{D}_1}$ is a sample average over a set of samples in another fold. Then, we have

$$(\mathbb{P}_{\mathcal{D}_0} \psi_{eff}^2(\hat{w}^{[1]}, \hat{q}^{[1]}) - \mathbb{E}[\psi_{eff}^2(w, q)]) = \mathbb{P}_{\mathcal{D}_0}[\psi_{eff}^2(\hat{w}^{[1]}, \hat{q}^{[1]}) - \psi_{eff}^2(w, q)] \quad (55)$$

$$+ \sqrt{n/n_0} \mathbb{G}_{n_0}[\psi_{eff}^2(w, q)] \quad (56)$$

$$+ (\mathbb{E}[\psi_{eff}^2(\hat{w}^{[1]}, \hat{q}^{[1]}) | \hat{w}^{[1]}, \hat{q}^{[1]}] - \mathbb{E}[\psi_{eff}^2(w, q)]). \quad (57)$$

We analyze each term. Here, we have

$$\begin{aligned} |\psi_{eff}^2(\hat{w}, \hat{q}) - \psi_{eff}^2(w, q)| &= |\hat{w}^2 \{r - \hat{q}(s, a) + \gamma \hat{v}(s')\}^2 - w^2 \{r - q(s, a) + \gamma v(s')\}^2| \\ &\lesssim \max\{|\hat{w} - w|, |\hat{q} - q|, |\hat{v} - v|\} \end{aligned}$$

for some constant C .

Term (55) is $\mathcal{O}_p(1/\sqrt{n})$ The conditional mean given \mathcal{D}_1 is 0. The conditional variance given \mathcal{D}_1 is $\mathcal{O}_p(1/n)$. The rest of the argument is the same as the proof of Theorem 6.

Term (56) is $\mathcal{O}_p(1/\sqrt{n})$ This is obvious.

Term (57) is $o_p(1)$

$$|\mathbb{E}[\psi_{eff}^2(\hat{w}, \hat{q}) - \psi_{eff}^2(w, q) | \mathcal{D}_1]| \leq C \max\{\|\hat{w} - w\|_2, \|\hat{q} - q\|_2, \|\hat{v} - v\|_2\} = o_p(1).$$

Proof of Lemma 1 Define

$$\delta(g, s') = \gamma \int p(s'|s)g(s)d\lambda(s) - g(s') + (1 - \gamma)p_{\pi_e}^{(0)}(s'),$$

where $g(s)$ is any function and $p(s'|s)$ is a marginal distribution of $p(s'|s, a)\pi_e(a|s)$. Then,

$$\begin{aligned} L(w, f_w) &= \mathbb{E}_{p_b}[\{\gamma w(s)\eta(s, a)f_w(s') - w(s)f_w(s)\}] + (1 - \gamma)\mathbb{E}_{p_{\pi_e}^{(0)}}[f_w(s)] \\ &= \mathbb{E}_{p_{e, \gamma}^{(\infty)}}[(p_{e, \gamma}^{(\infty)}(s)/p_b(s))^{-1}\gamma w(s)\eta(s, a)f_w(s')] - \mathbb{E}_{p_{e, \gamma}^{(\infty)}}[(p_{e, \gamma}^{(\infty)}(s)/p_b(s))^{-1}w(s)f_w(s)] \\ &\quad + (1 - \gamma)\mathbb{E}_{p_{\pi_e}^{(0)}}[f_w(s)] \\ &= \int \delta(g, s')f_w(s')d\lambda(s'), \end{aligned}$$

where we have $g(s) = p_{e, \gamma}^{(\infty)}(s)\{p_{e, \gamma}^{(\infty)}(s)/p_b(s)\}^{-1}w(s)$.

From the above, when $g(s) = p_{e, \gamma}^{(\infty)}(s)$, i.e., when $w(s) = p_{e, \gamma}^{(\infty)}(s)/p_b(s)$, $L(w, f_w) = 0$.

Conversely, $L(w, f_w) = 0, \forall f_w \in L_2(S)$ means $\delta(g, s') = 0$ from Riesz representation theorem. From the assumption, this means $w(s) = p_{e, \gamma}^{(\infty)}(s)/p_b(s)$.

Proof of Theorem 15

Consistency We have $\hat{\beta}_{f_w} \xrightarrow{P} \beta^*$. We use van der Vaart (1998, Theorem 5.7). We need to check two conditions:

$$\begin{aligned} \sup_{\beta \in \Theta_\beta} |(\mathbb{P}_N - \mathbb{P})[\Delta(s, a, s : \beta)]| &\xrightarrow{P} 0, \\ \inf_{\|\beta - \beta^*\| > \epsilon} \|L(w(s : \beta, f_w))\| &> 0 \end{aligned}$$

for any $\epsilon > 0$. The first condition is proved by Davidson (1994, Section 21.4) noting the first-order derivative of the map $\Theta_\beta \ni \beta \mapsto \Delta(s, a, s : \beta)$ is uniformly bounded. The second condition is proved by noting that

$$L(w(s : \beta), f_w) = 0, \beta \in \Theta_\beta \iff \beta = \beta^*,$$

$\Theta_\beta \ni \beta \mapsto L(w(s : \beta))$ is continuous, and Θ_β is a compact space.

Calculation of asymptotic variance We calculate the asymptotic variance for general $f_w(s)$. We prove that the asymptotic MSE is given by

$$\mathbb{E}[\nabla_{\beta^\top} \Delta(s, a, s'; \beta)]^{-1} \mathbb{E}[\Delta^2(s, a, s'; \beta)] \{\mathbb{E}[\nabla_{\beta^\top} \Delta(s, a, s'; \beta)]^{-1}\}^\top |_{\beta^*}. \quad (58)$$

For simplicity, we assume that β is one-dimensional. Using mean value theorem, we have

$$\sqrt{n}(\hat{\beta}_{f_w} - \beta^*) = -\mathbb{P}_n[\nabla_{\beta^\top} \Delta(s, a, s'; \beta)]^{-1} |_{\beta^\dagger} \sqrt{n}\mathbb{P}_n[\Delta(s, a, s'; \beta)] |_{\beta^*}, \quad (59)$$

where β^\dagger is a value between $\hat{\beta}$ and β^* . The first term in right hand side of (59) has the following property:

$$\mathbb{P}_n[\nabla_{\beta^\top} \Delta(s, a, s'; \beta)] |_{\beta^\dagger} \xrightarrow{P} \mathbb{E}[\nabla_{\beta^\top} \Delta(s, a, s'; \beta)] |_{\beta^*}. \quad (60)$$

This is proved by an uniform convergence condition from the fact the second-order derivative of the map $\Theta_\beta \ni \beta \mapsto \Delta(s, a, s'; \beta)$ is uniformly bounded, and $\beta^\dagger \xrightarrow{p} \beta^*$.

Next, we calculate the second term in right hand size of (59). By CLT, we have

$$\sqrt{n}\mathbb{P}_n[\Delta(s, a, s'; \beta)]|_{\beta^*} \xrightarrow{d} \mathcal{N}(0, \text{var}[\Delta(s, a, s'; \beta)]).$$

Finally, from Slutsky's theorem the asymptotic variance is

$$\mathbb{E}[\nabla_{\beta^\top} \Delta(s, a, s'; \beta)]^{-1} \text{var}[\Delta(s, a, s'; \beta)] \{\mathbb{E}[\nabla_{\beta^\top} \Delta(s, a, s'; \beta)]^\top\}^{-1}|_{\beta^*}.$$

Proof of Theorem 16

$$\begin{aligned} \sqrt{n}(\hat{\rho}_{\text{EIS}} - \rho^{\pi_e}) &= \mathbb{G}_n[w(s; \hat{\beta}_{f_w})\eta(s, a)r] - \mathbb{G}_n[w(s)\eta(s, a)r] \\ &\quad + \mathbb{G}_n[w(s)\eta(s, a)r] + \\ &\quad + \sqrt{n}(\mathbb{E}[w(s; \hat{\beta}_{f_w})\eta(s, a)r|\hat{\beta}_{f_w}] - \rho^{\pi_e}). \end{aligned}$$

Here, from the standard argument,

$$\begin{aligned} &\sqrt{n}(\mathbb{E}[w(s; \hat{\beta}_{f_w})\eta(s, a)r] - \rho^{\pi_e}) \\ &= \sqrt{n}(\mathbb{E}[w(s; \hat{\beta}_{f_w})\eta(s, a)r] - \mathbb{E}[w(s; \beta^*)\eta(s, a)r]) \\ &= \sqrt{n}\{\mathbb{E}[\nabla w(s; \beta^*)\eta(s, a)r]|_{\beta^*}(\hat{\beta}_{f_w} - \beta^*) + 0.5(\hat{\beta}_{f_w} - \beta^*)^\top \mathbb{E}[\nabla_{\beta\beta^\top} \nabla w(s; \beta)\eta(s, a)r]|_{\beta^\dagger}(\hat{\beta}_{f_w} - \beta^*)\} \\ &\quad \text{(Taylor expansion)} \\ &= \mathbb{E}[\nabla_{\beta^\top} w(s; \beta)\eta(s, a)r] \mathbb{E}[\nabla_{\beta^\top} \Delta(s, a, s'; \beta)]^{-1} \mathbb{G}_n[\Delta(s, a, s'; \beta)]|_{\beta^*} + o_p(1). \end{aligned}$$

Combining all together, we have

$$\sqrt{n}(\hat{\rho}_{\text{EIS}} - \rho^{\pi_e}) = \mathbb{G}_n[w(s; \beta)\eta(s, a)r + \mathbb{E}[\nabla_{\beta^\top} w(s; \beta)\eta(s, a)r] \mathbb{E}[\nabla_{\beta^\top} \Delta(s, a, s'; \beta)]^{-1} \Delta(s, a, s'; \beta)]|_{\beta^*} + o_p(1).$$

Proof of Theorems 17 and 18 The proof is almost the same as the proof of Theorem 15. First, the asymptotic variance of $\hat{\beta}_{f_q}$ is

$$\mathbb{E}[f_q(s, a)\nabla_{\beta^\top} e_q(s, a, r, s'; \beta)]^{-1} \mathbb{E}[f_q(s, a)f_q^\top(s, a)e_q^2(s, a, r, s'; \beta)] \mathbb{E}[\nabla_{\beta} e_q(s, a, r, s'; \beta)f_q^\top(s, a)]^{-1}|_{\beta^*}$$

This is equal to

$$\mathbb{E}[f_q(s, a)\nabla_{\beta^\top} m_q(s, a; \beta)]^{-1} \mathbb{E}[f_q(s, a)f_q^\top(s, a)v_q(s, a)] \mathbb{E}[\nabla_{\beta} m_q(s, a; \beta)f_q^\top(s, a)]^{-1}|_{\beta^*}$$

Then, from Tripathi (1999), the lower bound is

$$\mathbb{E}[\nabla_{\beta} m(s, a; \beta)v_q^{-1}(s, a; \beta)\nabla_{\beta^\top} m(s, a; \beta)]|_{\beta^*}.$$

The asymptotic variance of the direct method is

$$(1 - \gamma)^2 \mathbb{E}_{d_0}[\nabla_{\beta^\top} q(s, \pi_e)] \mathbb{E} \left[\frac{\otimes \{\nabla_{\beta} \mathbb{E}[\gamma q(s', \pi; \beta) - q(s, a; \beta)|s, a]\}}{\text{var}[r + \gamma q(s', \pi_e)|s, a]} \right]^{-1} \mathbb{E}_{d_0}[\nabla_{\beta} q(s, \pi_e)].$$

Proof of Lemma 2 Recall that the asymptotic variance of the direct method is

$$(1 - \gamma)^2 \mathbb{E}_{d_0}[\nabla_{\beta^\top} q(s, \pi_e)] \mathbb{E} \left[\frac{\otimes \{ \nabla_{\beta} \mathbb{E}[\gamma q(s', \pi; \beta) - q(s, a; \beta) | s, a] \}}{\text{var}[r + \gamma q(s', \pi_e) | s, a]} \right]^{-1} \mathbb{E}_{d_0}[\nabla_{\beta} q(s, \pi_e)]. \quad (61)$$

In addition, we have

$$(1 - \gamma) \mathbb{E}_{d_0}[q(s_0, \pi_e)] = \mathbb{E}[-\gamma w(s, a) q(s', \pi_e) + w(s, a) q(s, a)].$$

By differentiating this equation,

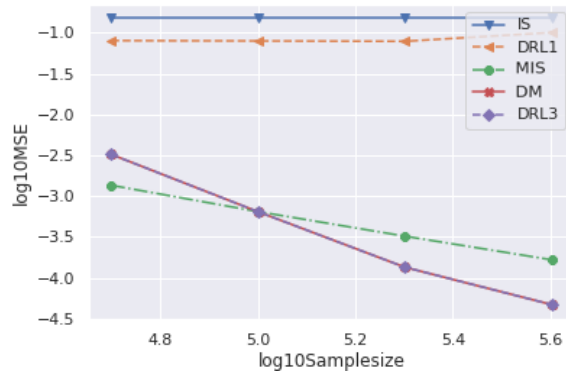
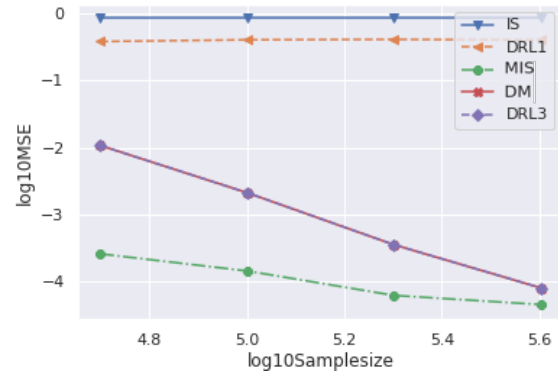
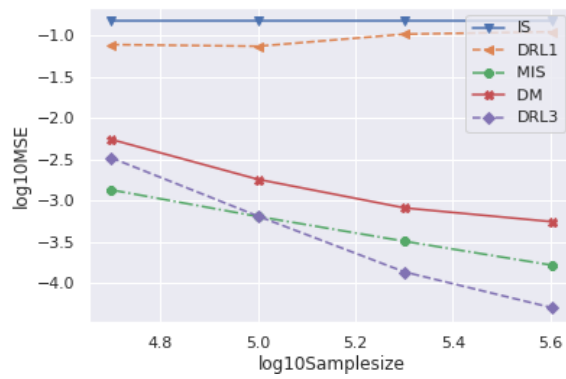
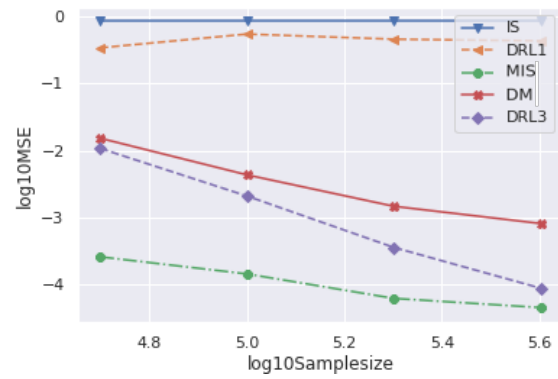
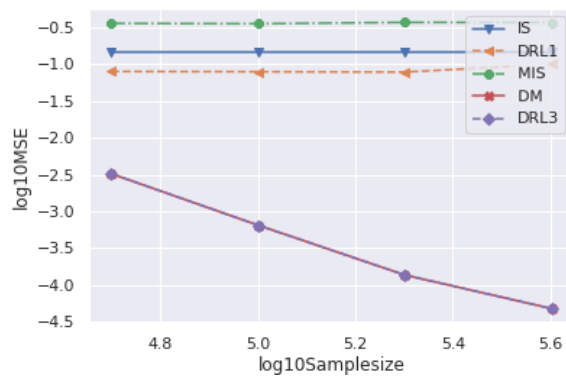
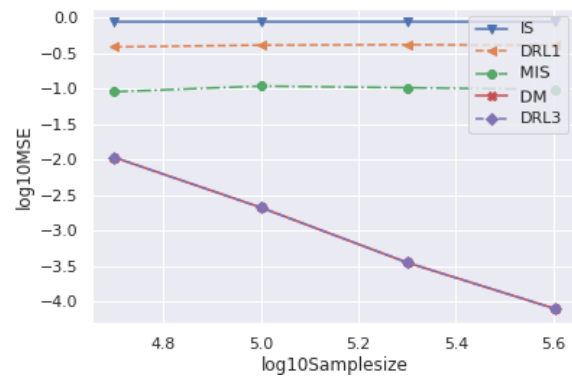
$$(1 - \gamma) \nabla_{\beta} \mathbb{E}_{d_0}[q(s, \pi_e)] = \mathbb{E}[w(s, a) \nabla_{\beta} \mathbb{E}[-\gamma q(s', \pi_e) + q(s, a) | s, a]].$$

According to CS-inequality, this immediately means that (61) is smaller than the efficient bound under the nonparametric model:

$$\mathbb{E}[w(s, a)^2 \text{var}[r + \gamma q(s', \pi_e) | s, a]].$$

D. Additional Experimental Results

Here, we provide additional results from the experiment in Section 8 with $\alpha = 0.4, 0.8$. The results are given in Figs. 14 to 19.

Figure 14 Setting (1) with $\alpha = 0.4$ Figure 15 Setting (1) with $\alpha = 0.8$ Figure 16 Setting (2) with $\alpha = 0.4$ Figure 17 Setting (2) with $\alpha = 0.8$ Figure 18 Setting (3) with $\alpha = 0.4$ Figure 19 Setting (3) with $\alpha = 0.8$